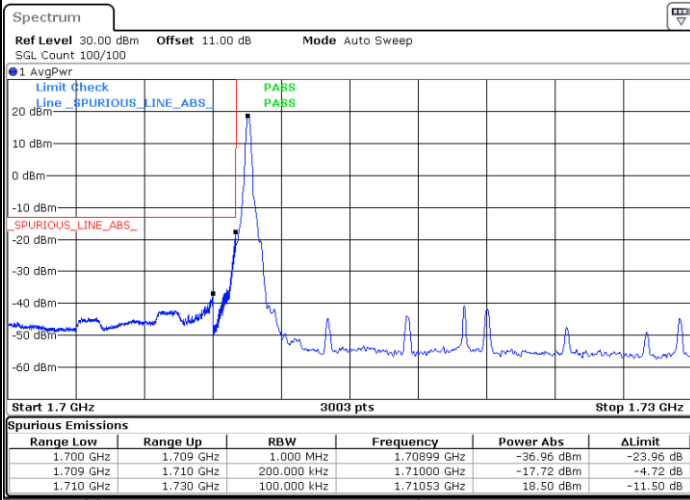




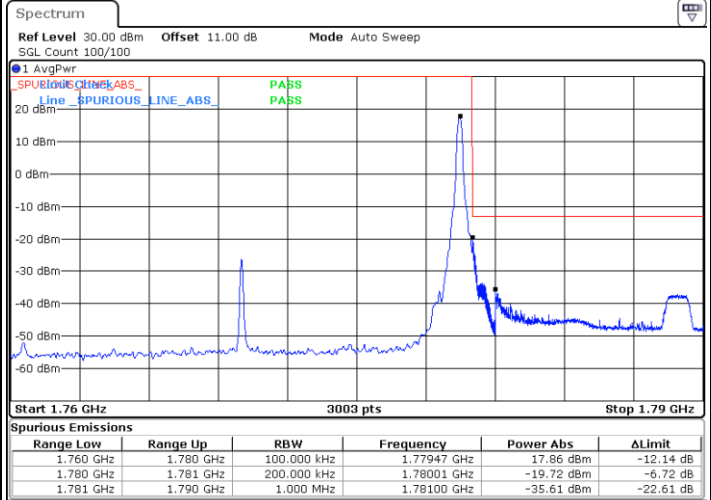
FR1 n66 / 20MHz / DFT-s-OFDM / QPSK

Lowest Band Edge / 1RB0

Highest Band Edge / 1RBMAX



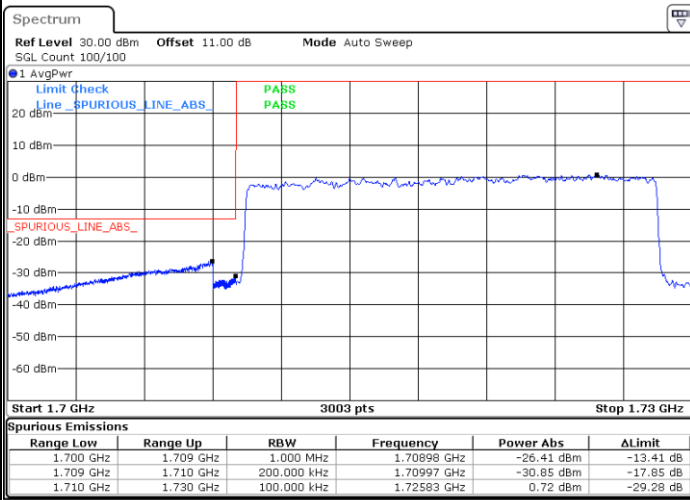
Date: 25.MAY.2020 09:49:53



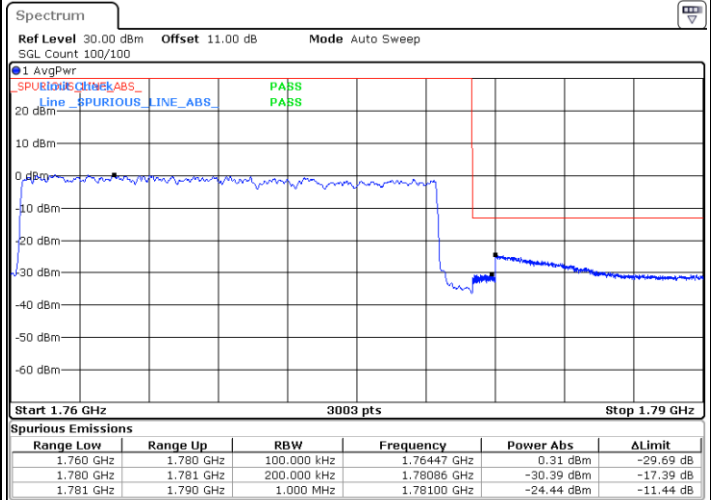
Date: 25.MAY.2020 14:33:32

Lowest Band Edge / Full RB

Highest Band Edge / Full RB



Date: 25.MAY.2020 09:40:48



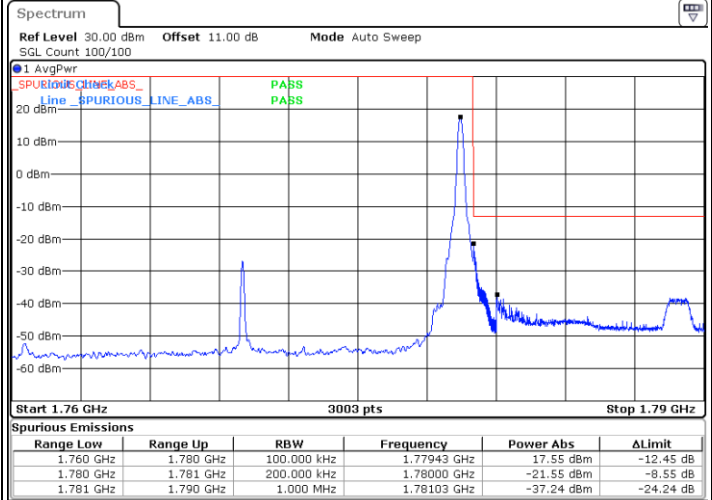
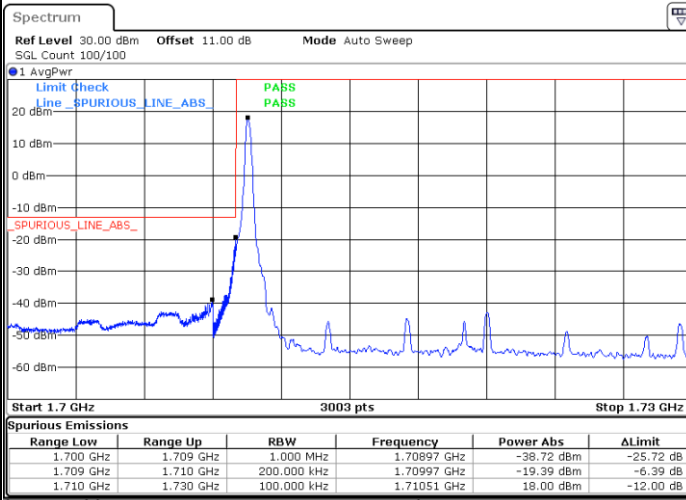
Date: 25.MAY.2020 14:27:46



FR1 n66 / 20MHz / DFT-s-OFDM / 16QAM

Lowest Band Edge / 1RB0

Highest Band Edge / 1RBMAX

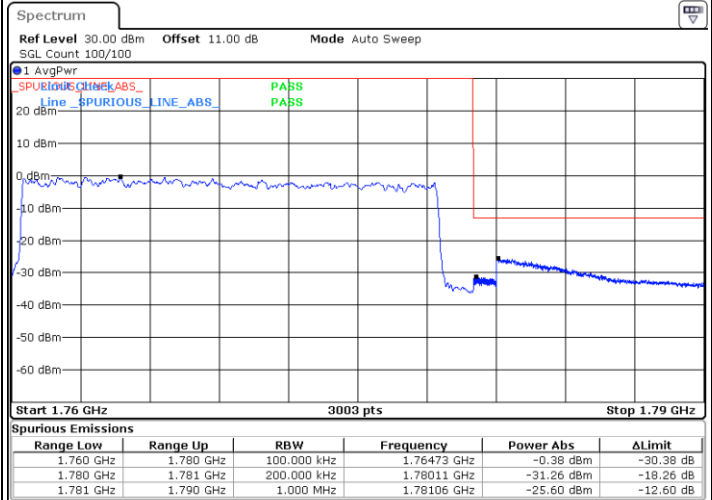
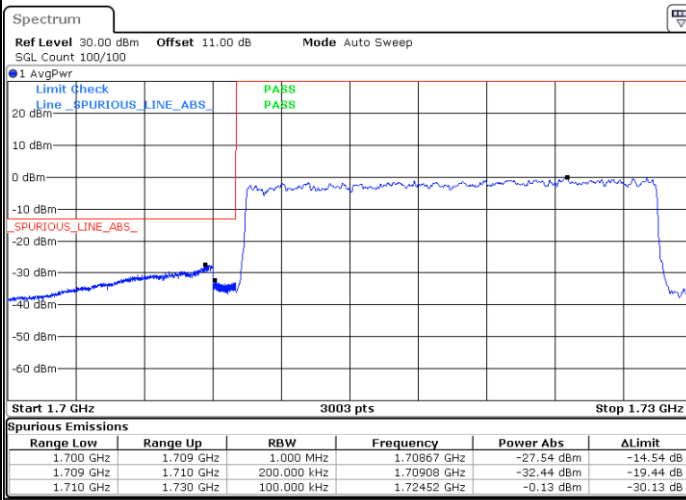


Date: 25.MAY.2020 09:48:53

Date: 25.MAY.2020 14:34:39

Lowest Band Edge / Full RB

Highest Band Edge / Full RB



Date: 25.MAY.2020 09:42:50

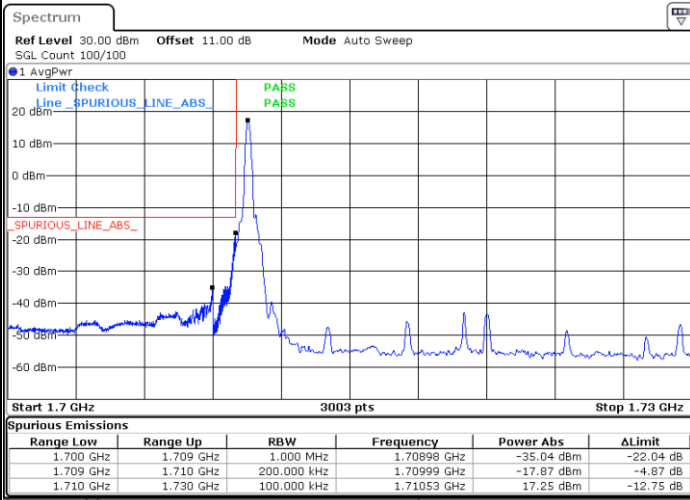
Date: 25.MAY.2020 14:25:46



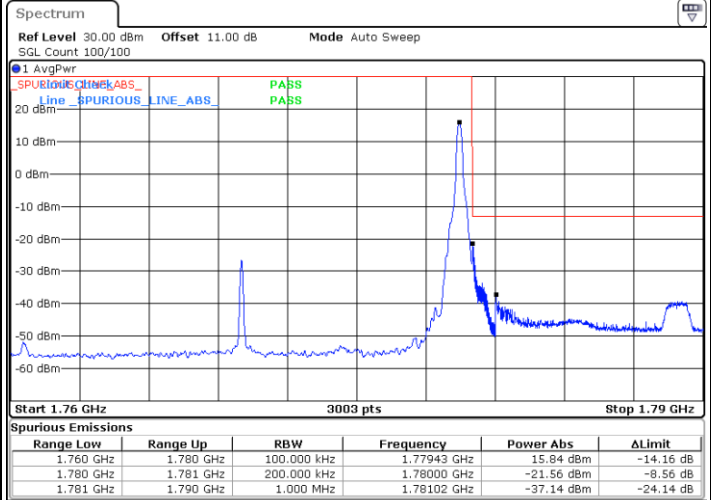
FR1 n66 / 20MHz / DFT-s-OFDM / 64QAM

Lowest Band Edge / 1RB0

Highest Band Edge / 1RBMAX



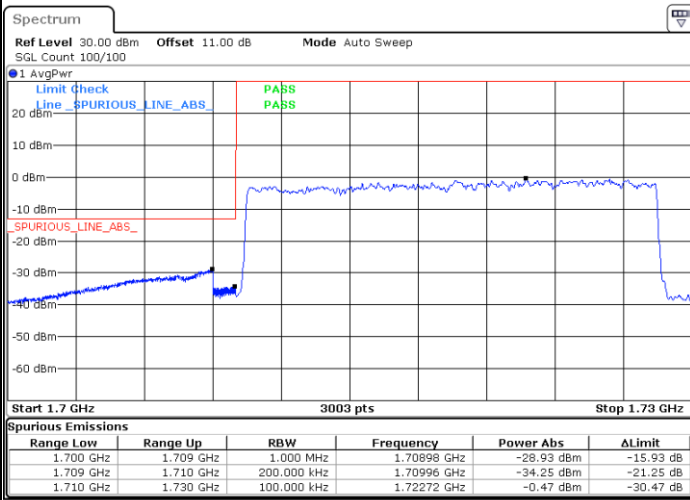
Date: 25.MAY.2020 09:47:55



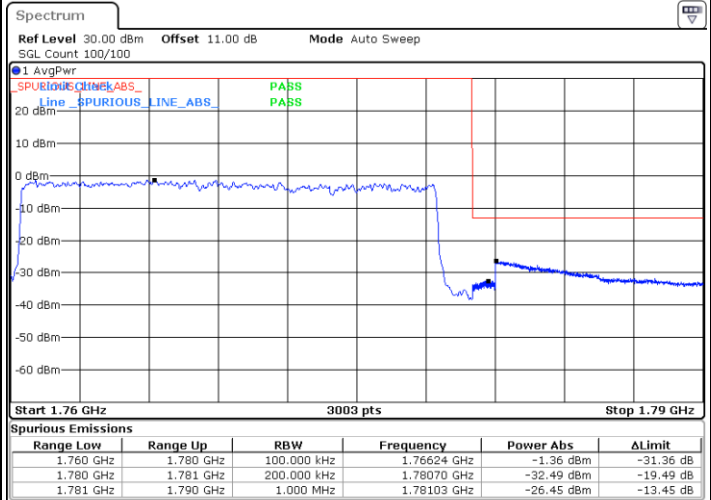
Date: 25.MAY.2020 14:35:37

Lowest Band Edge / Full RB

Highest Band Edge / Full RB



Date: 25.MAY.2020 09:43:55



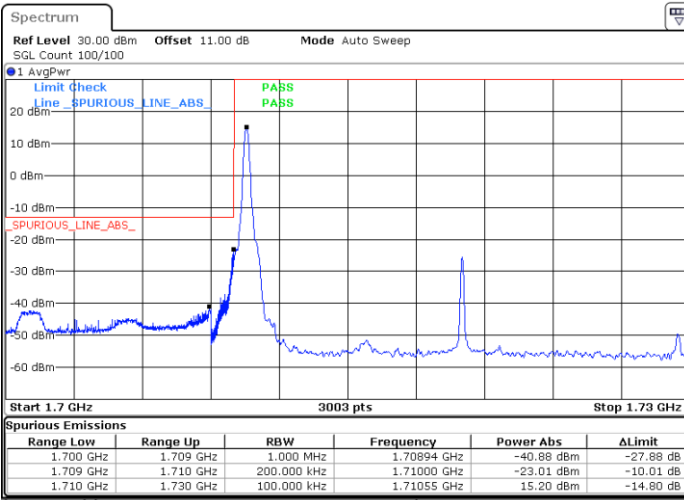
Date: 25.MAY.2020 14:24:44



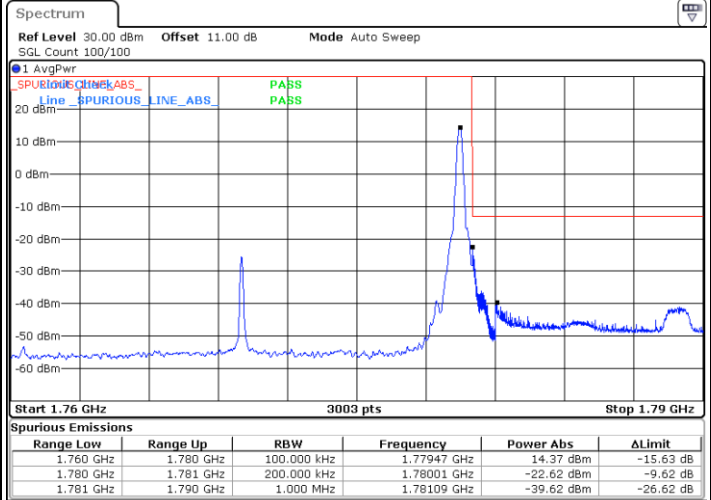
FR1 n66 / 20MHz / DFT-s-OFDM / 256QAM

Lowest Band Edge / 1RB0

Highest Band Edge / 1RBMAX



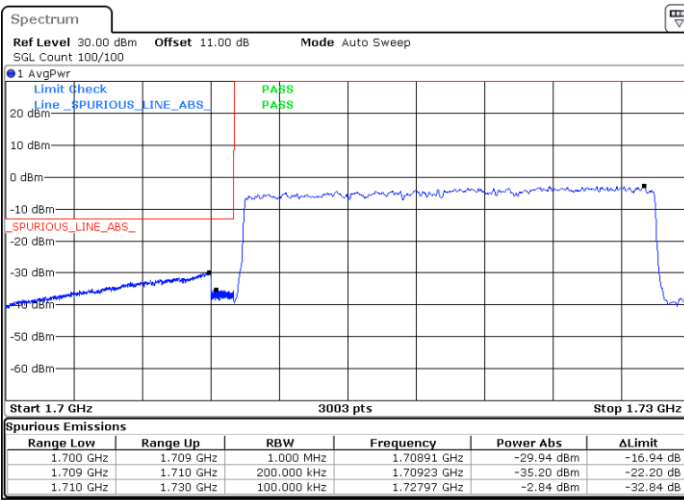
Date: 25.MAY.2020 15:21:13



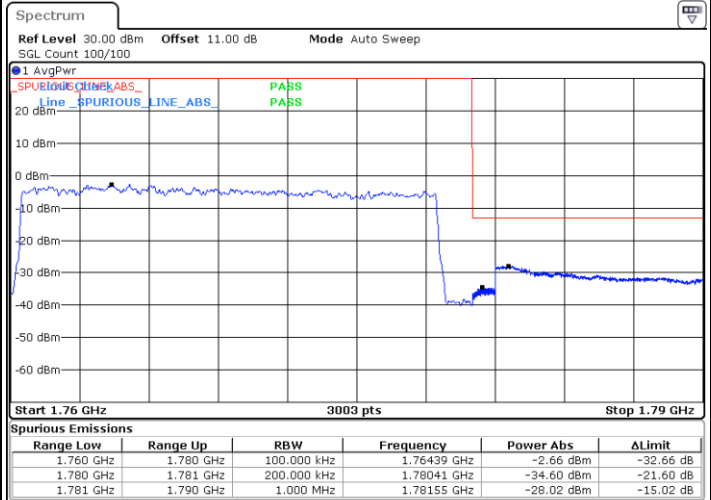
Date: 25.MAY.2020 14:36:48

Lowest Band Edge / Full RB

Highest Band Edge / Full RB



Date: 25.MAY.2020 09:46:04



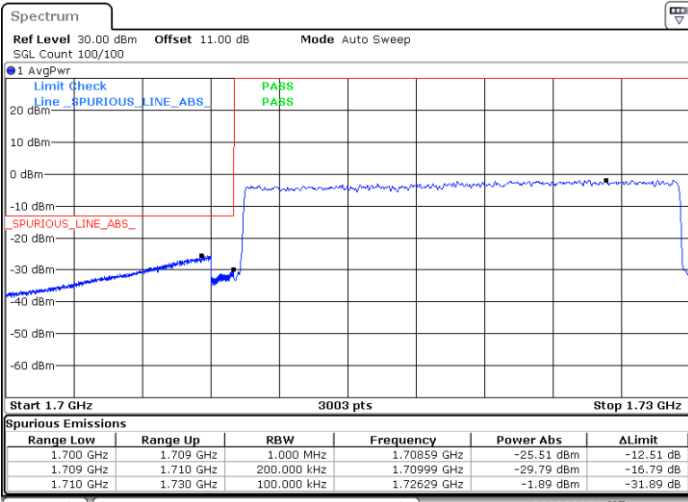
Date: 25.MAY.2020 14:22:48



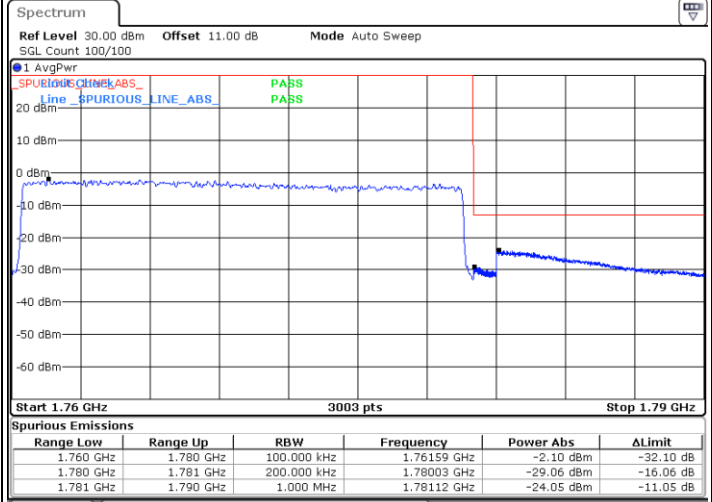
FR1 n66 / 20MHz / CP OFDM / QPSK

Lowest Band Edge / Full RB

Highest Band Edge / Full RB



Date: 25.MAY.2020 15:48:47



Date: 25.MAY.2020 16:11:24

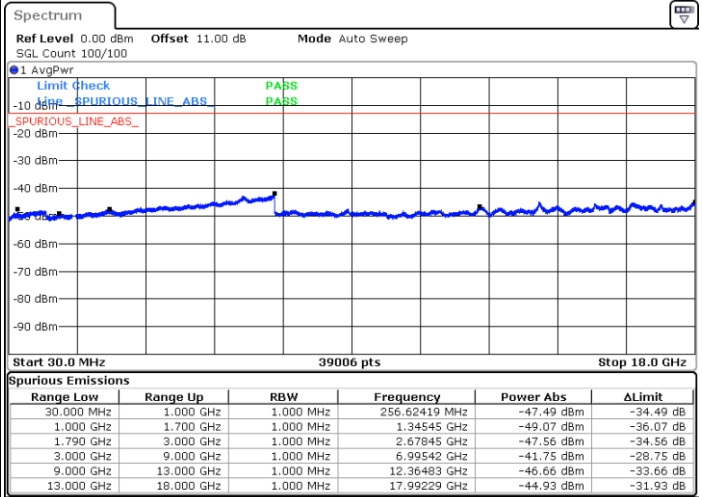
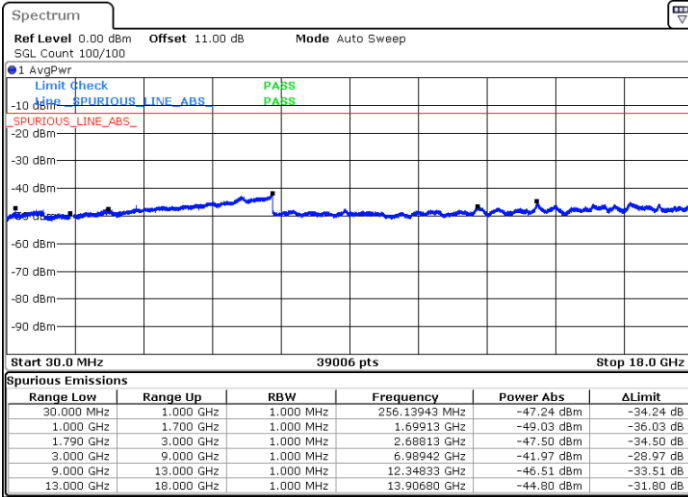


# Conducted Spurious Emission

FR1 n66 / 5MHz / DFT-S OFDM / QPSK

Lowest Channel / 1RB1

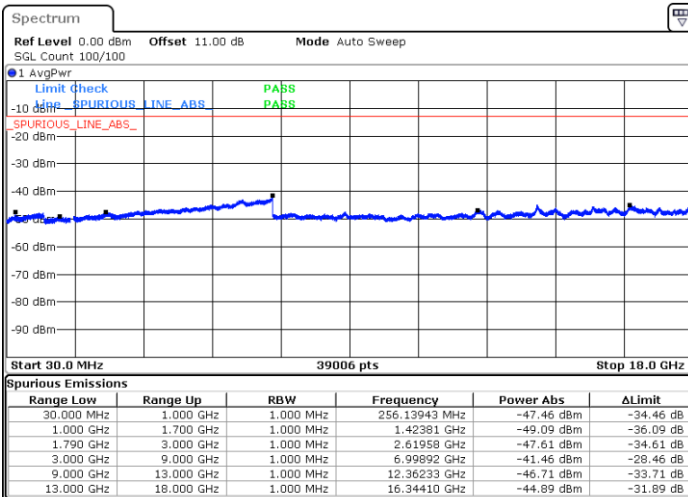
Middle Channel / 1RB1



Date: 12. JUN. 2020 02:07:52

Date: 12. JUN. 2020 03:08:30

Highest Channel / 1RB1



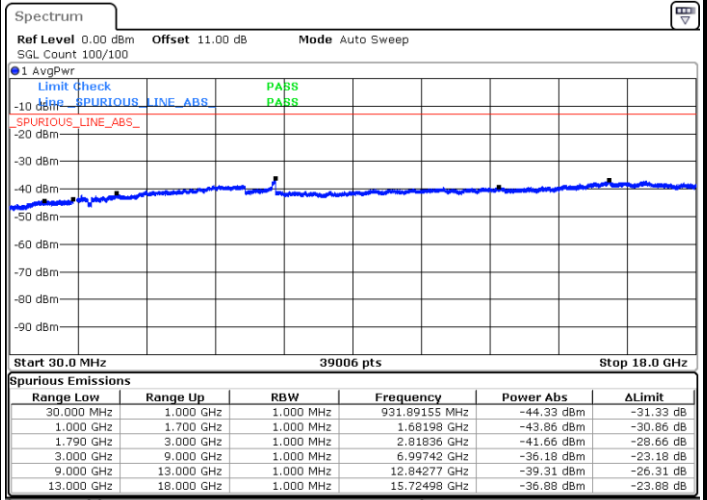
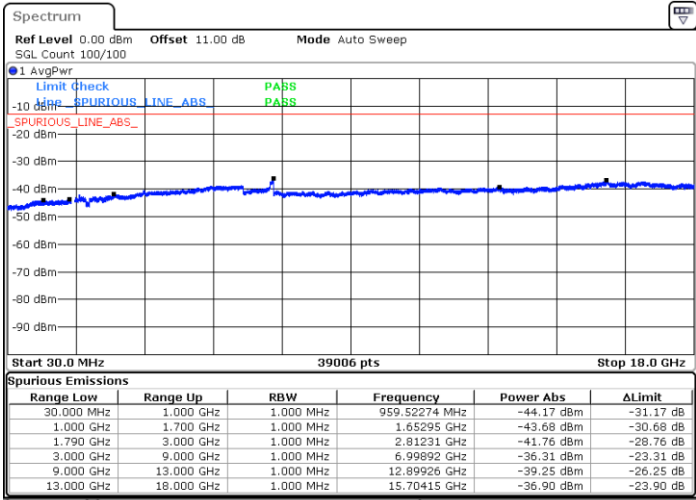
Date: 12. JUN. 2020 03:17:47



FR1 n66 / 10MHz / DFT-S OFDM / QPSK

Lowest Channel / 1RB1

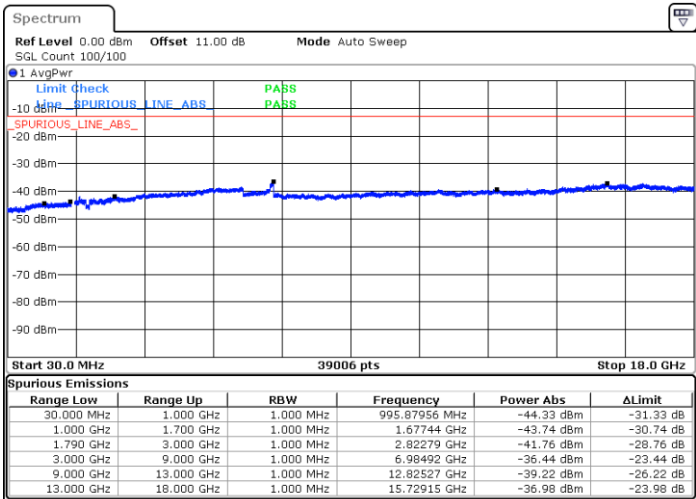
Middle Channel / 1RB1



Date: 4.JUN.2020 14:51:21

Date: 4.JUN.2020 14:43:12

Highest Channel / 1RB1



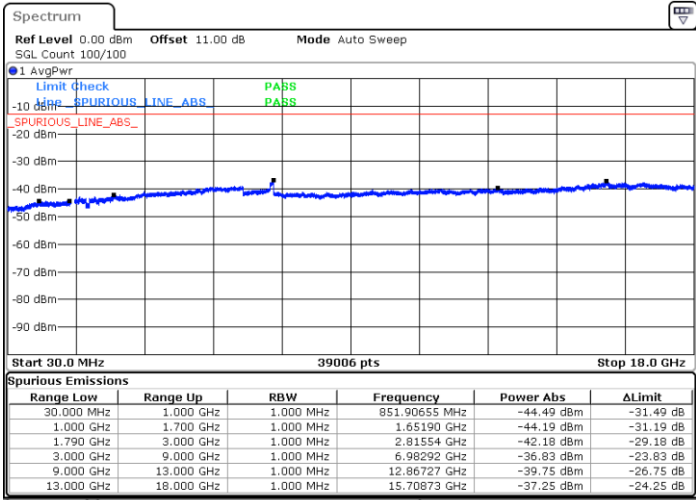
Date: 4.JUN.2020 16:28:59



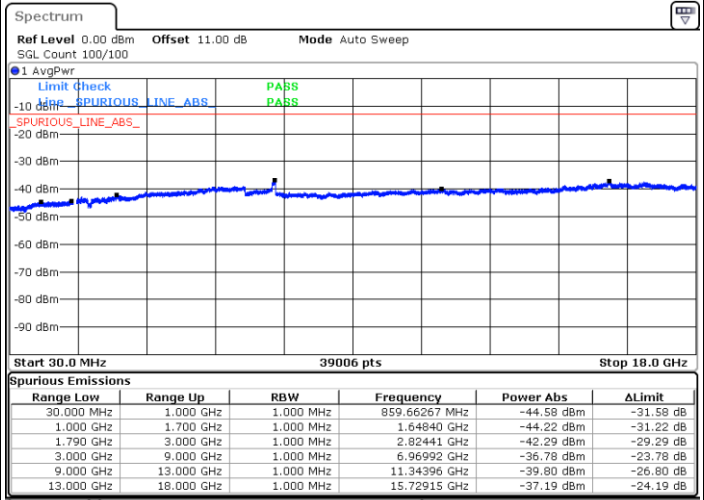
FR1 n66 / 15MHz / DFT-S OFDM / QPSK

Lowest Channel / 1RB1

Middle Channel / 1RB1

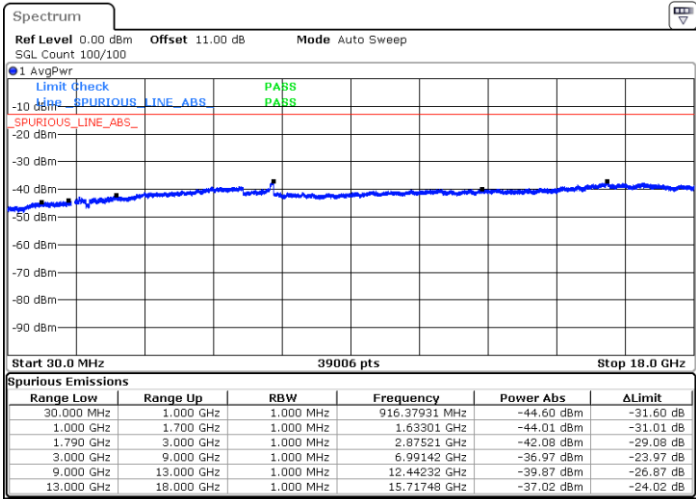


Date: 1.JUN.2020 11:35:39



Date: 1.JUN.2020 11:21:29

Highest Channel / 1RB1



Date: 1.JUN.2020 14:47:50

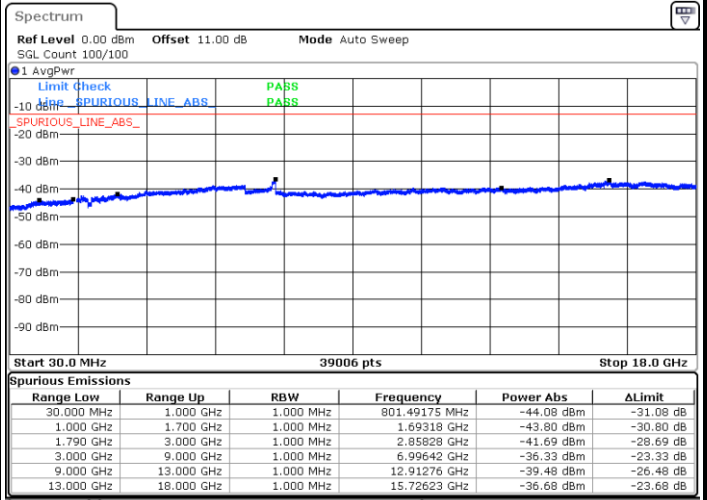
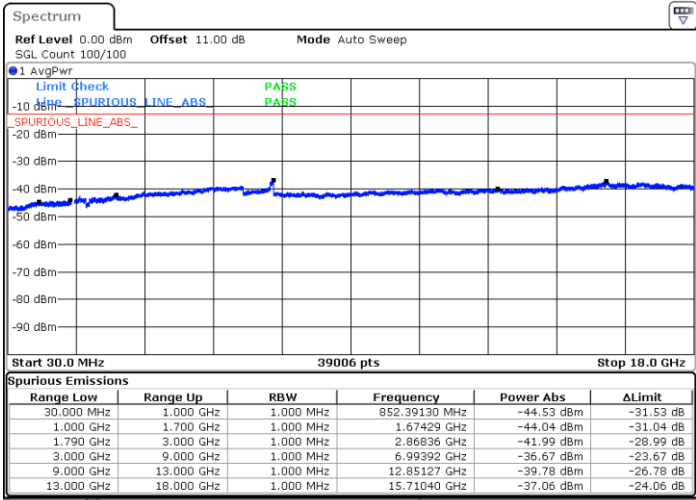




FR1 n66 / 20MHz / DFT-S OFDM / QPSK

Lowest Channel / 1RB1

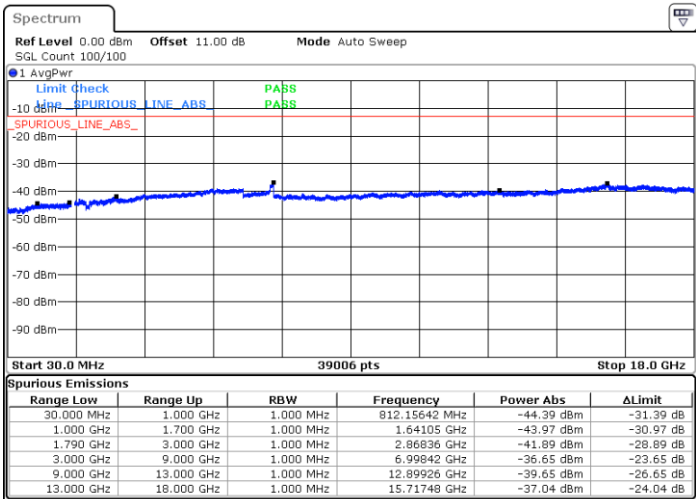
Middle Channel / 1RB1



Date: 25.MAY.2020 15:43:41

Date: 22.MAY.2020 16:43:28

Highest Channel / 1RB1



Date: 25.MAY.2020 14:59:25



**Frequency Stability**

Test Conditions		FR1 n66 (QPSK) / Middle Channel	Limit
Temperature (°C)	Voltage (Volt)	BW 20MHz	Note 2.
		Deviation (ppm)	Result
50	Normal Voltage	0.0013	PASS
40	Normal Voltage	0.0028	
30	Normal Voltage	0.0028	
20(Ref.)	Normal Voltage	0.0000	
10	Normal Voltage	0.0009	
0	Normal Voltage	0.0048	
-10	Normal Voltage	0.0026	
-20	Normal Voltage	0.0015	
-30	Normal Voltage	0.0003	
20	Maximum Voltage	0.0036	
20	Normal Voltage	0.0000	
20	Battery End Point	0.0026	

**Note:**

- 1. Normal Voltage =3.3 V. ; Battery End Point (BEP) =3.1 V. ; Maximum Voltage =3.6 V.
- 2. The frequency fundamental emissions stay within the authorized frequency block.



# FR1 n71

## Peak-to-Average Ratio

Mode	FR1 n71 / 20MHz / DFT-S OFDM				
Mod.	PI/2 BPSK	QPSK	16QAM	64QAM	Limit: 13dB
RB Size	Full RB	Full RB	Full RB	Full RB	Result
Lowest CH	3.33	4.23	5.51	5.83	<b>PASS</b>
Middle CH	3.16	4.43	5.71	6.09	
Highest CH	3.42	4.55	5.74	6.09	
Mode	FR1 n71 / 20MHz / DFT-S OFDM				
Mod.	256QAM				Limit: 13dB
RB Size	Full RB				Result
Lowest CH	6.55				<b>PASS</b>
Middle CH	6.35				
Highest CH	6.55				



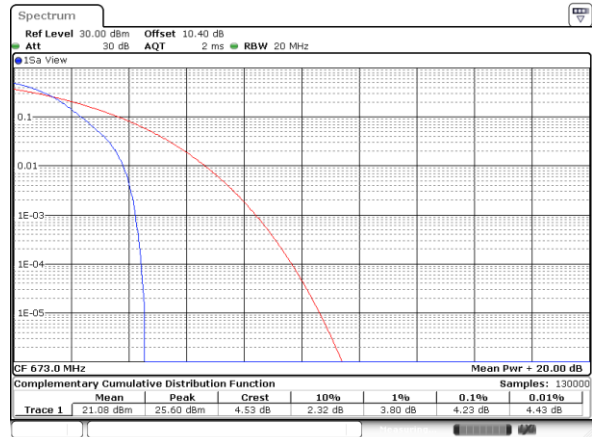
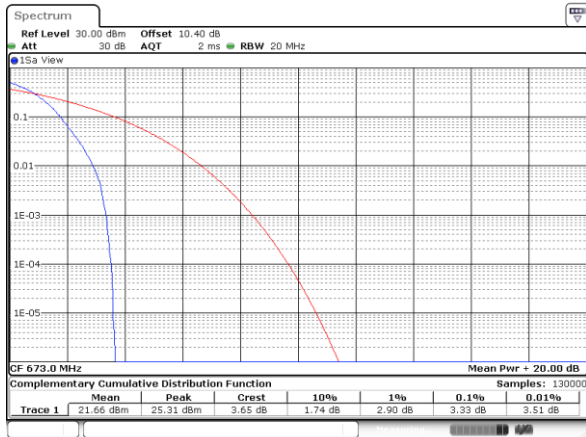
FR1 n71 / 20MHz / DFT-S OFDM

PI/2 BPSK

QPSK

Lowest Channel / Full RB

Lowest Channel / Full RB

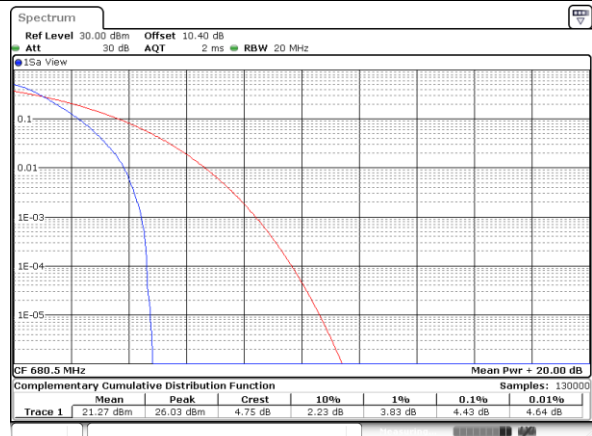
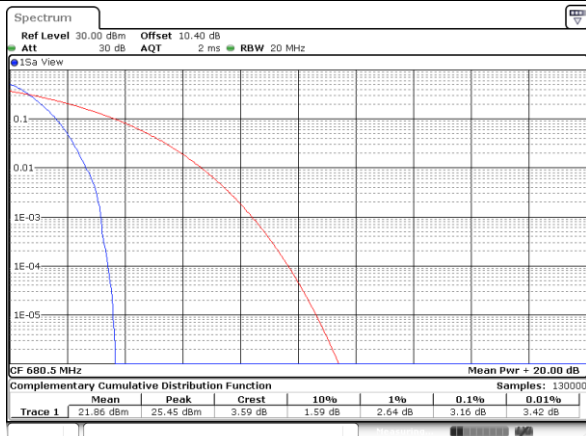


Date: 9 JUN 2020 14:13:42

Date: 9 JUN 2020 14:14:42

Middle Channel / Full RB

Middle Channel / Full RB

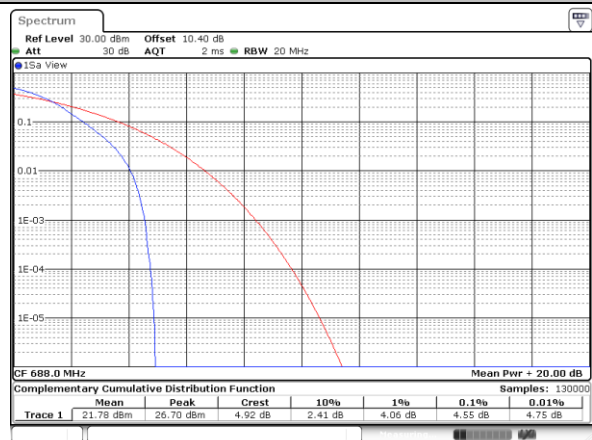
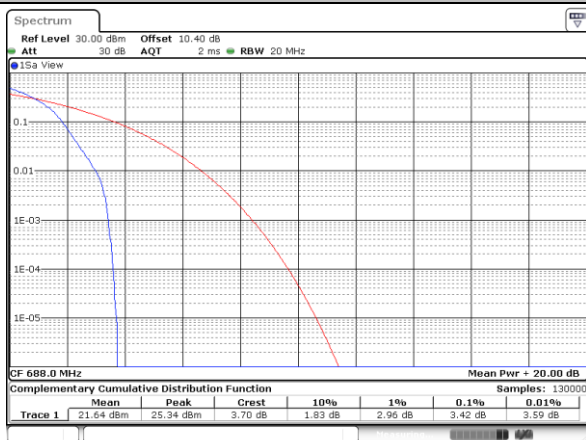


Date: 9 JUN 2020 13:51:15

Date: 9 JUN 2020 13:51:40

Highest Channel / Full RB

Highest Channel / Full RB



Date: 9 JUN 2020 14:13:10

Date: 9 JUN 2020 14:14:44



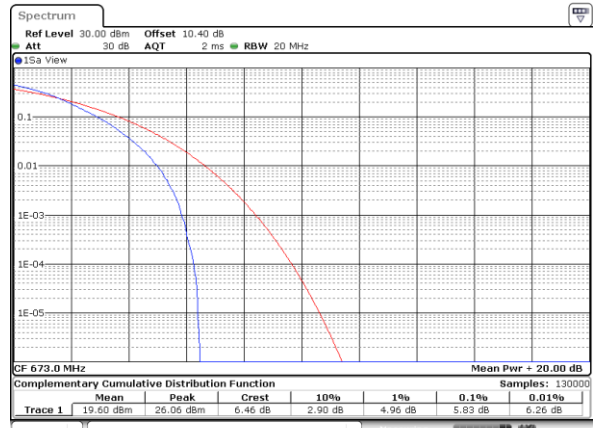
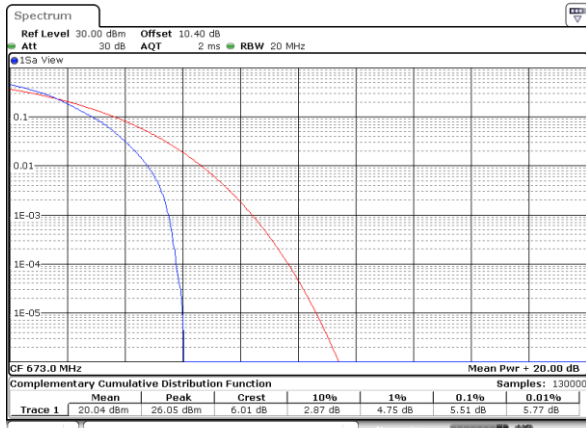
FR1 n71 / 20MHz / DFT-S OFDM

16QAM

64QAM

Lowest Channel / Full RB

Lowest Channel / Full RB

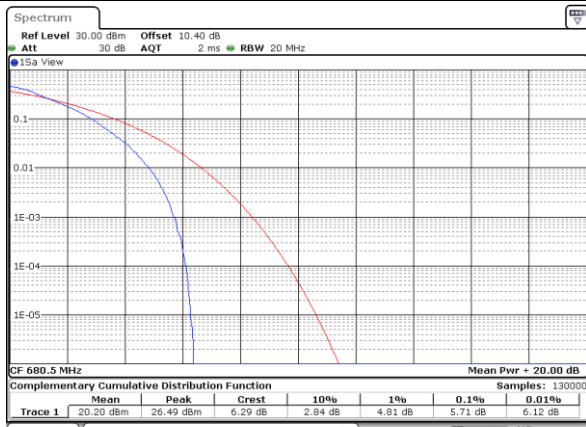


Date: 9 JUN 2020 14:17:55

Date: 9 JUN 2020 14:18:23

Middle Channel / Full RB

Middle Channel / Full RB

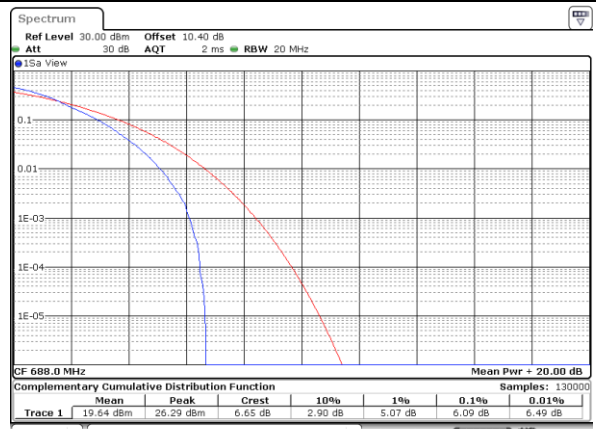
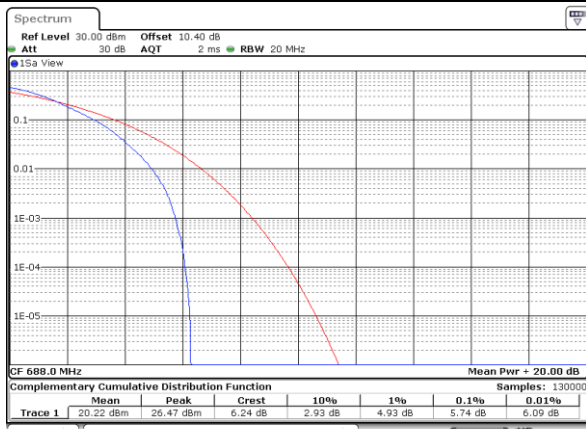


Date: 9 JUN 2020 13:52:15

Date: 9 JUN 2020 13:52:31

Highest Channel / Full RB

Highest Channel / Full RB



Date: 9 JUN 2020 14:31:24

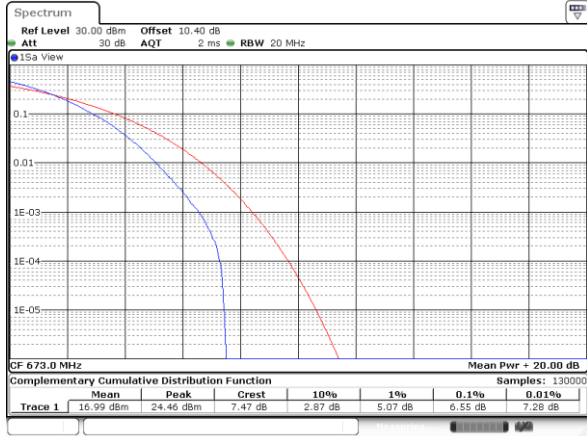
Date: 9 JUN 2020 14:31:01



FR1 n71 / 20MHz / DFT-S OFDM

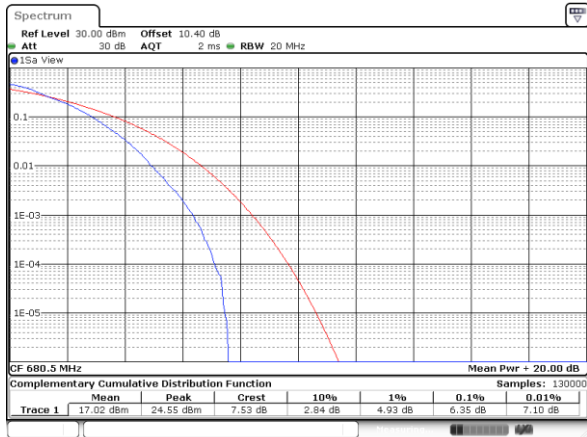
256QAM

Lowest Channel / Full RB



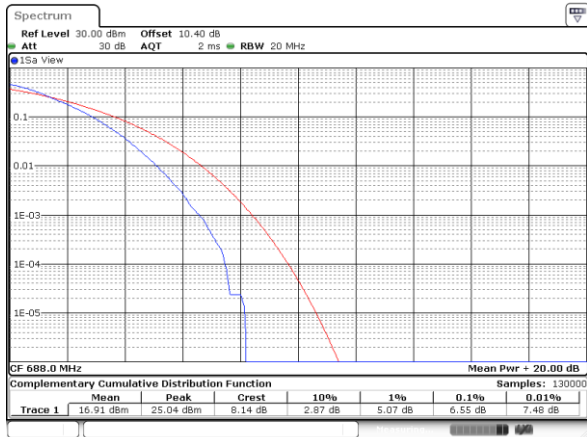
Date: 9 JUN 2020 14:22:03

Middle Channel / Full RB



Date: 9 JUN 2020 13:53:09

Highest Channel / Full RB



Date: 9 JUN 2020 14:27:50



**26dB Bandwidth**

Mode	FR1 n71 : 26dB BW(MHz) / DFT-S OFDM							
BW	5MHz		10MHz		15MHz		20MHz	
Mod.	PI/2 BPSK		PI/2 BPSK		PI/2 BPSK		PI/2 BPSK	
Lowest CH	5.38		9.75		14.15		18.74	
Middle CH	5.46		9.75		14.15		18.70	
Highest CH	5.23		9.61		14.39		18.74	

Mode	FR1 n71 : 26dB BW(MHz) / CP OFDM							
BW	5MHz		10MHz		15MHz		20MHz	
Mod.	QPSK	16QAM	QPSK	16QAM	QPSK	16QAM	QPSK	16QAM
Lowest CH	5.42	5.22	10.17	10.17	14.93	14.90	19.74	19.90
Middle CH	5.22	5.24	10.05	10.27	15.08	14.93	19.74	19.78
Highest CH	5.27	5.17	10.07	10.15	14.99	14.93	19.82	19.82

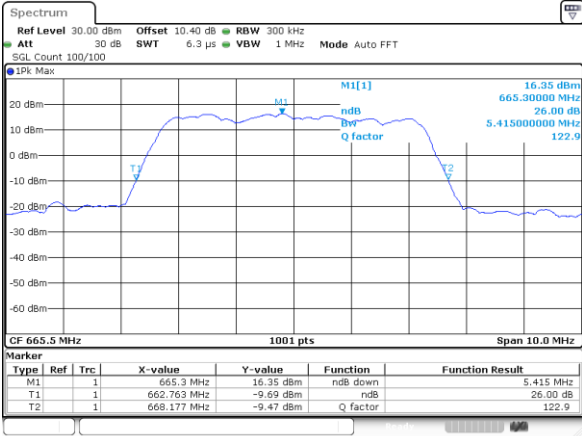
Mode	FR1 n71 : 26dB BW(MHz) / CP OFDM							
BW	5MHz		10MHz		15MHz		20MHz	
Mod.	64QAM	256QAM	64QAM	256QAM	64QAM	256QAM	64QAM	256QAM
Lowest CH	5.17	5.35	10.07	10.15	14.96	15.05	19.78	19.82
Middle CH	5.41	5.34	10.03	10.17	14.84	15.02	19.78	19.74
Highest CH	5.27	5.26	10.03	10.07	14.87	14.93	19.86	19.82



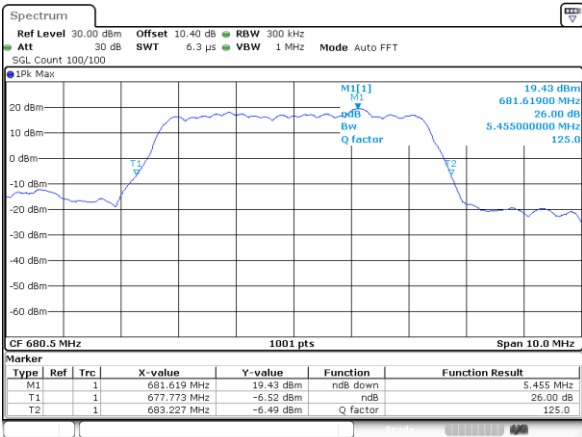
FR1 n71 / 5MHz / DFT-S OFDM

PI/2 BPSK

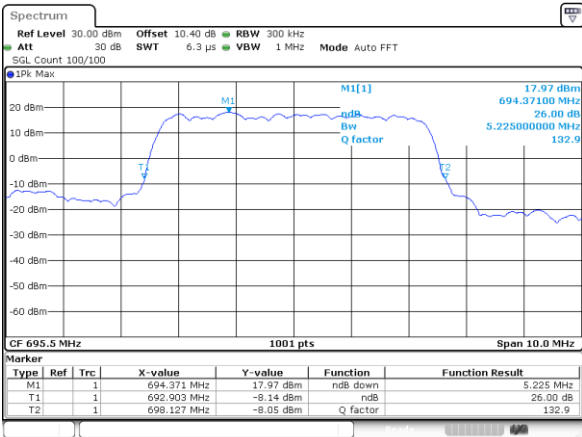
Lowest Channel



Middle Channel



Highest Channel







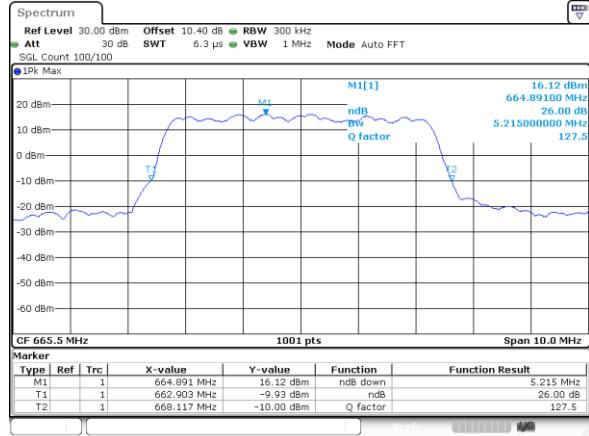
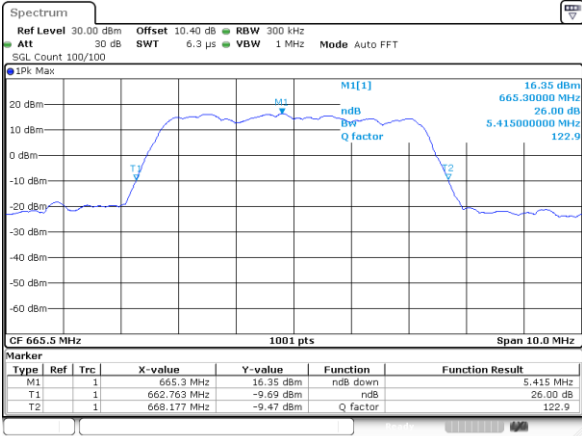
FR1 n71 / 5MHz / CP OFDM

QPSK

16QAM

Lowest Channel

Lowest Channel

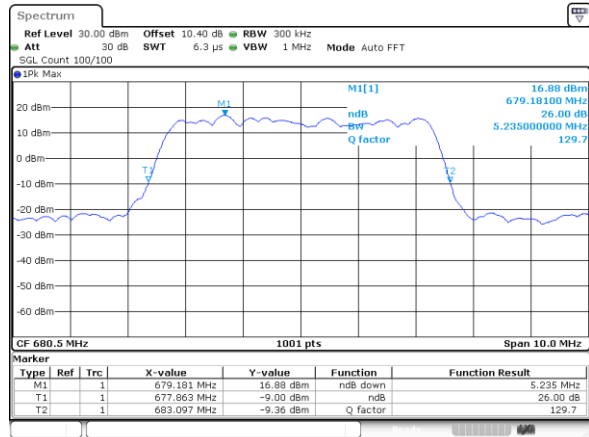
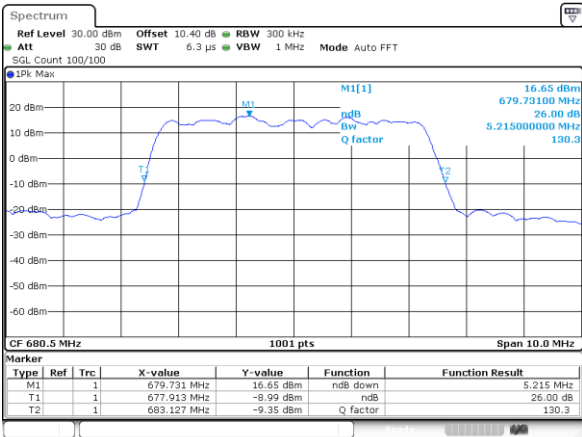


Date: 11 JUN 2020 15:47:34

Date: 11 JUN 2020 15:49:09

Middle Channel

Middle Channel

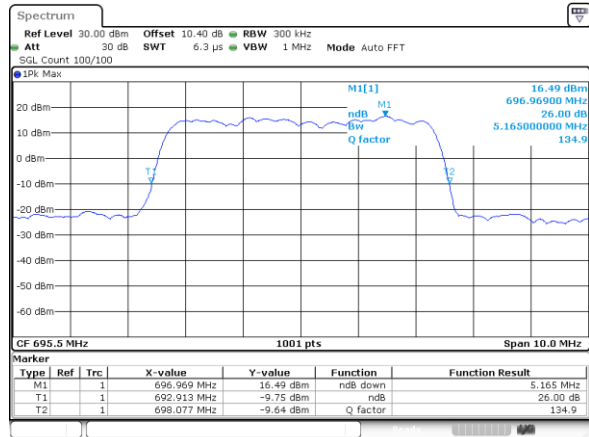
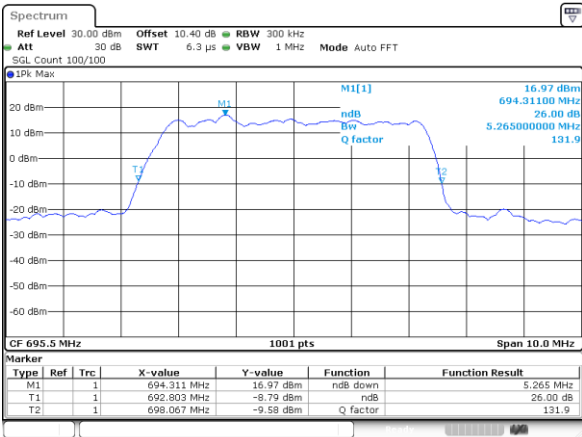


Date: 11 JUN 2020 15:52:45

Date: 11 JUN 2020 15:53:03

Highest Channel

Highest Channel



Date: 11 JUN 2020 15:57:54

Date: 11 JUN 2020 15:54:57



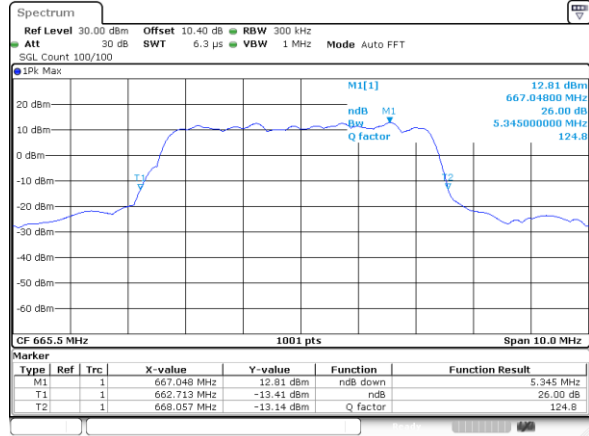
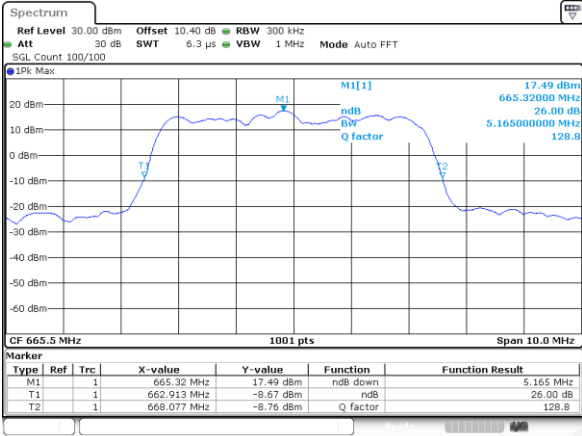
FR1 n71 / 5MHz / CP OFDM

64QAM

256QAM

Lowest Channel

Lowest Channel

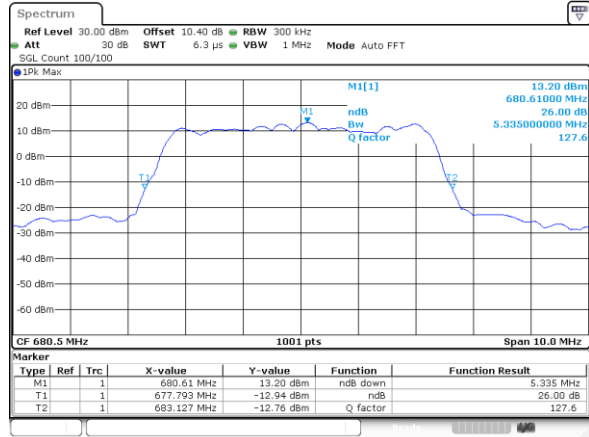
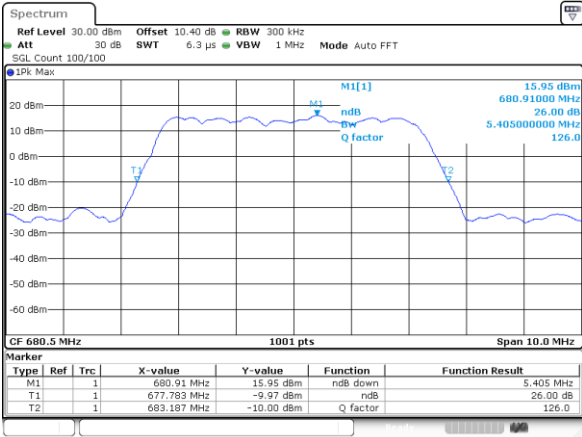


Date: 11 JUN 2020 15:49:37

Date: 11 JUN 2020 15:49:57

Middle Channel

Middle Channel

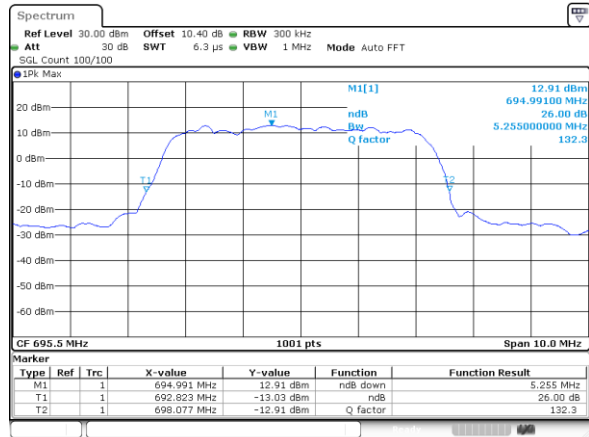
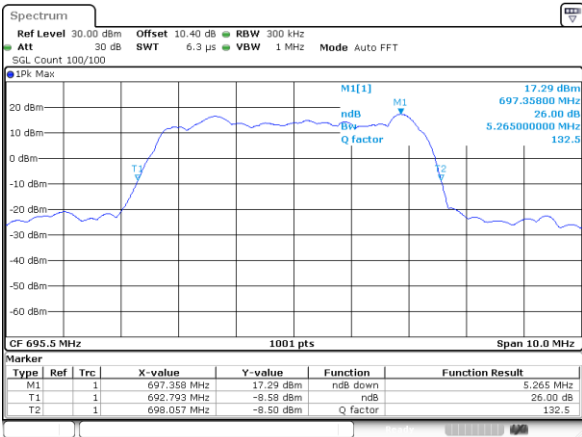


Date: 11 JUN 2020 15:53:19

Date: 11 JUN 2020 15:53:34

Highest Channel

Highest Channel



Date: 11 JUN 2020 15:54:36

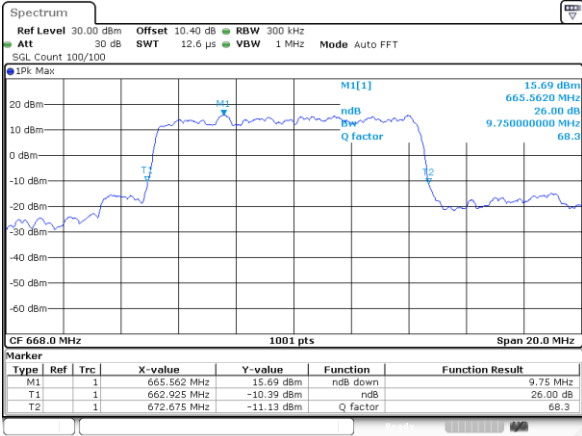
Date: 11 JUN 2020 15:54:07



FR1 n71 / 10MHz / DFT-S OFDM

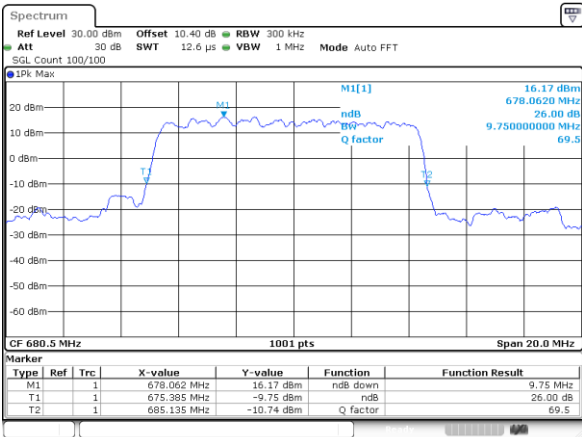
PI/2 BPSK

Lowest Channel



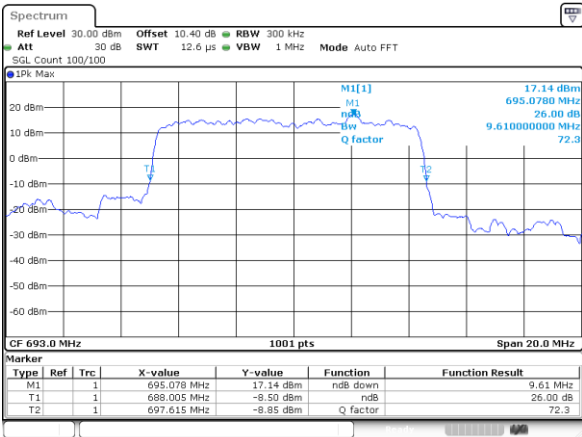
Date: 10 JUN 2020 04:55:12

Middle Channel



Date: 10 JUN 2020 05:59:08

Highest Channel



Date: 10 JUN 2020 06:09:06



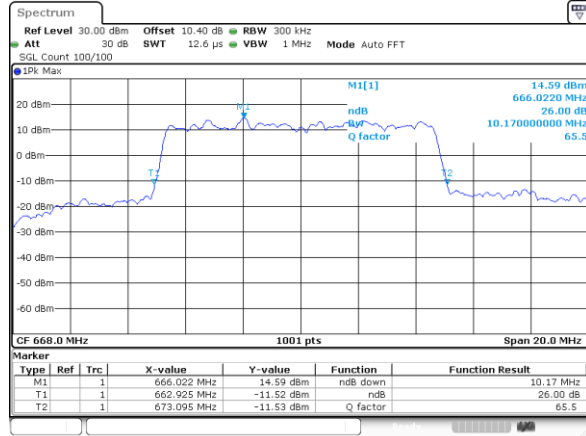
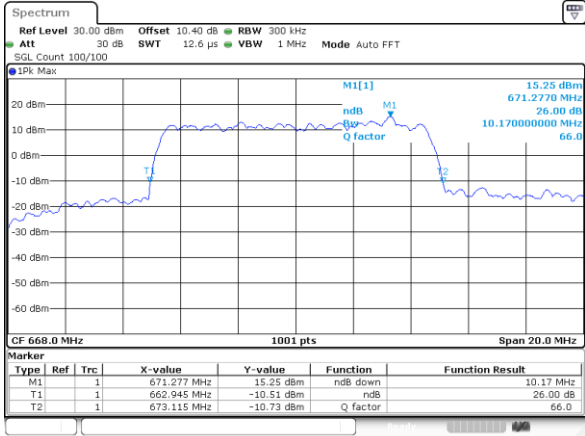
FR1 n71 / 10MHz / CP OFDM

QPSK

16QAM

Lowest Channel

Lowest Channel

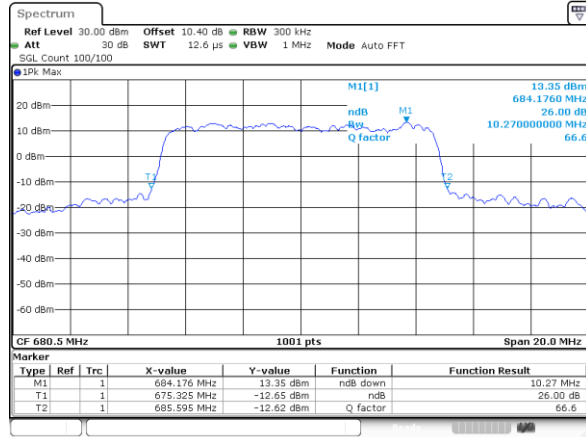
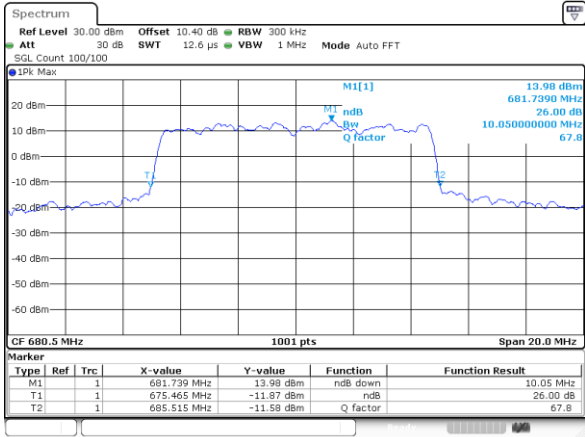


Date: 10 JUN 2020 05:28:22

Date: 10 JUN 2020 05:29:27

Middle Channel

Middle Channel

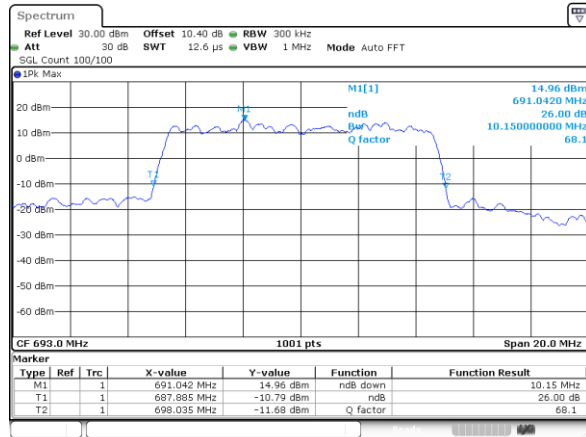
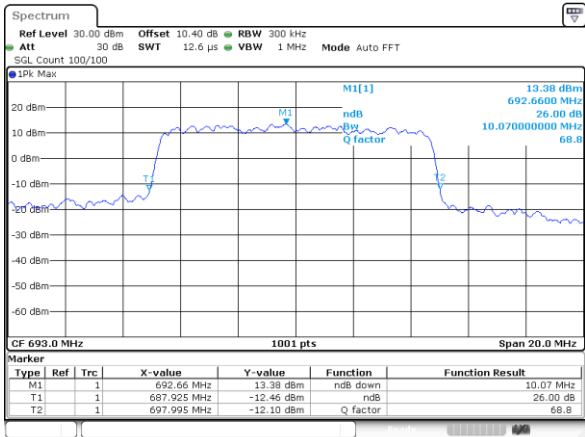


Date: 10 JUN 2020 05:38:04

Date: 10 JUN 2020 05:38:24

Highest Channel

Highest Channel



Date: 10 JUN 2020 06:23:32

Date: 10 JUN 2020 06:23:51



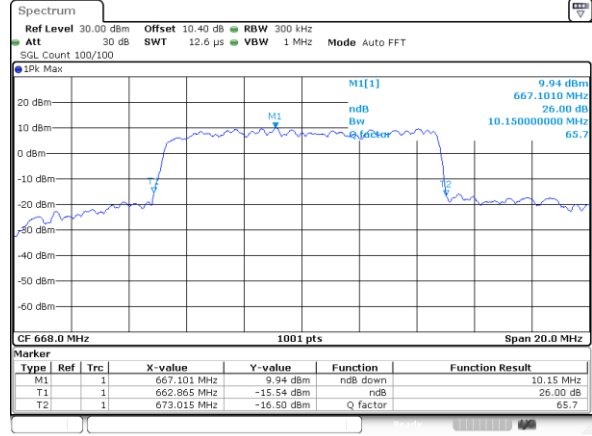
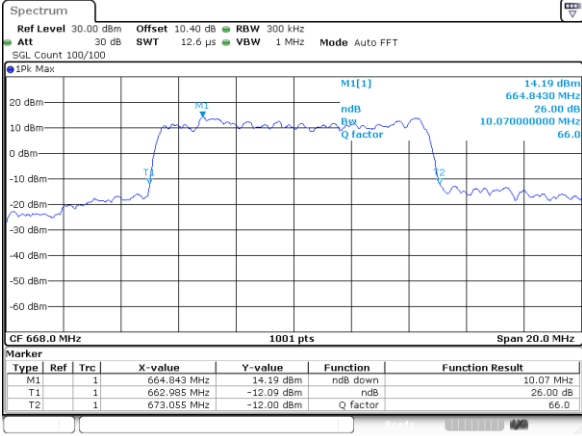
FR1 n71 / 10MHz / CP OFDM

64QAM

256QAM

Lowest Channel

Lowest Channel

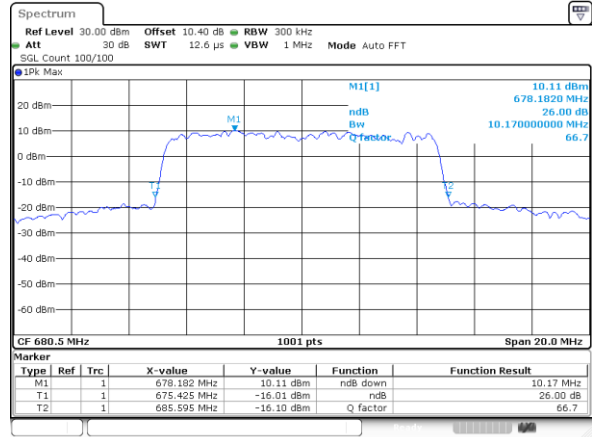
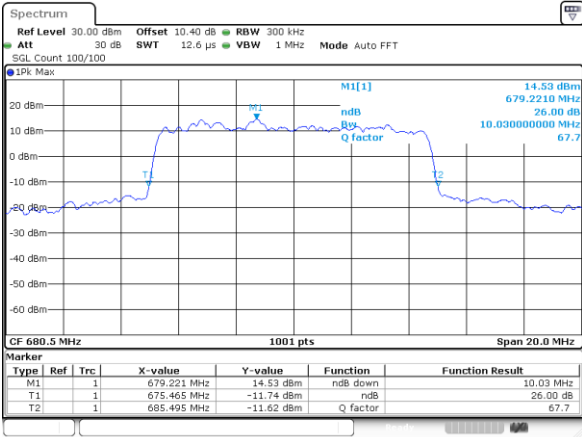


Date: 10 JUN 2020 05:31:33

Date: 10 JUN 2020 05:32:00

Middle Channel

Middle Channel

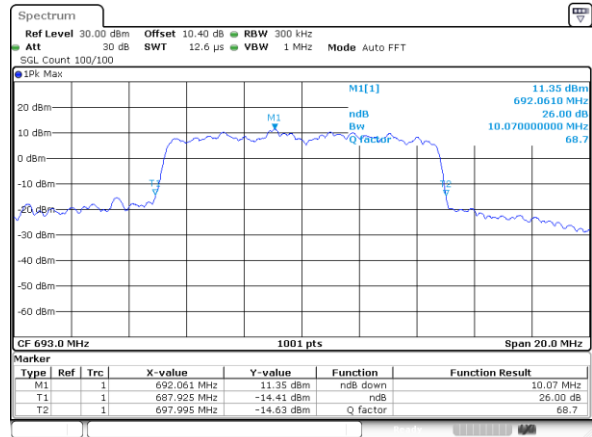
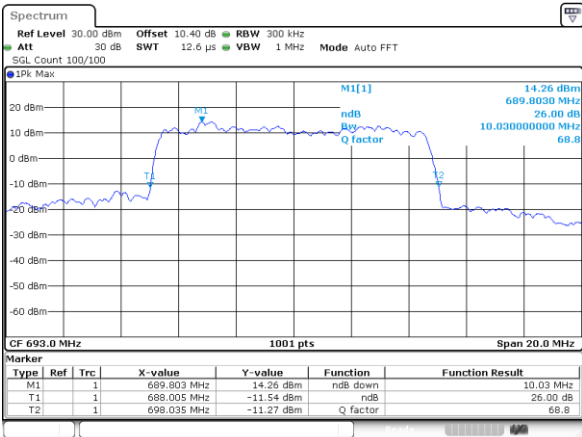


Date: 10 JUN 2020 05:38:42

Date: 10 JUN 2020 05:39:07

Highest Channel

Highest Channel



Date: 10 JUN 2020 06:24:17

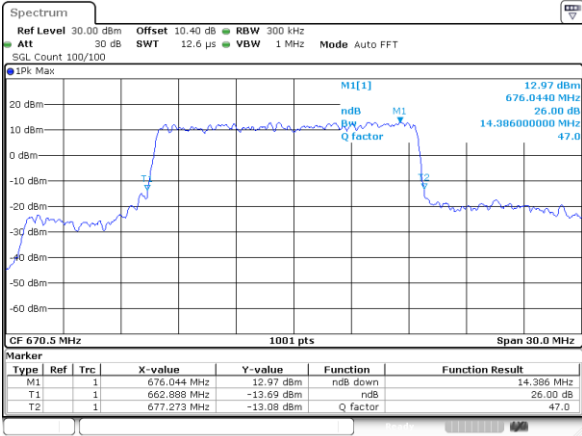
Date: 10 JUN 2020 06:24:35



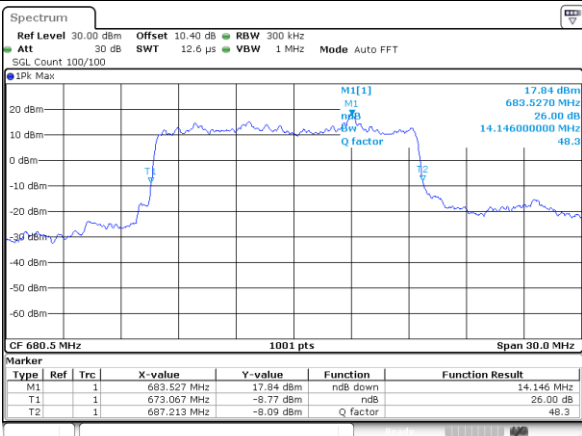
FR1 n71 / 15MHz / DFT-S OFDM

PI/2 BPSK

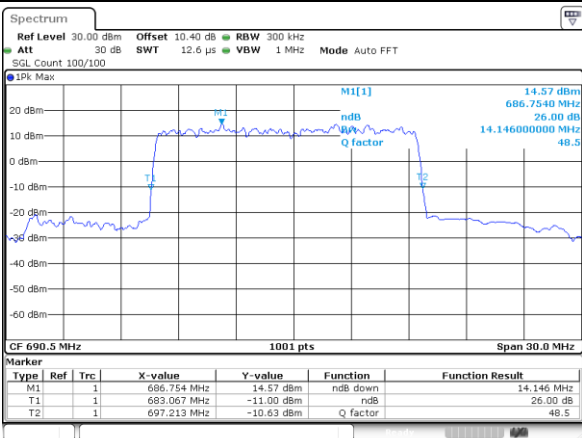
Lowest Channel



Middle Channel



Highest Channel





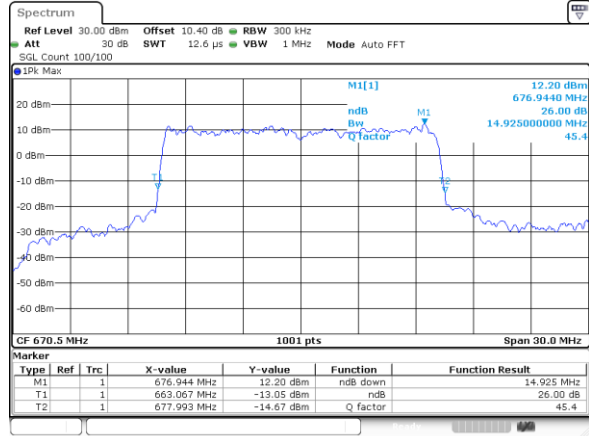
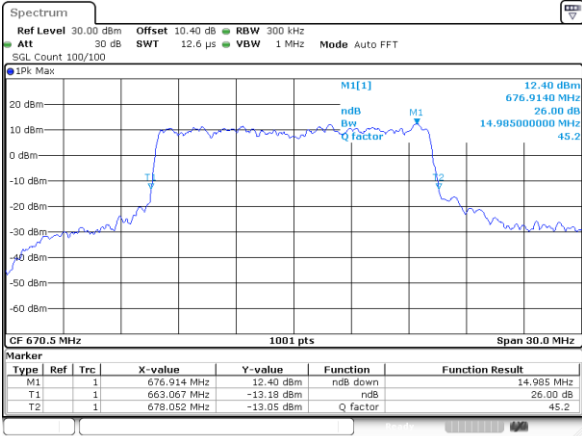
FR1 n71 / 15MHz / CP OFDM

QPSK

16QAM

Lowest Channel

Lowest Channel

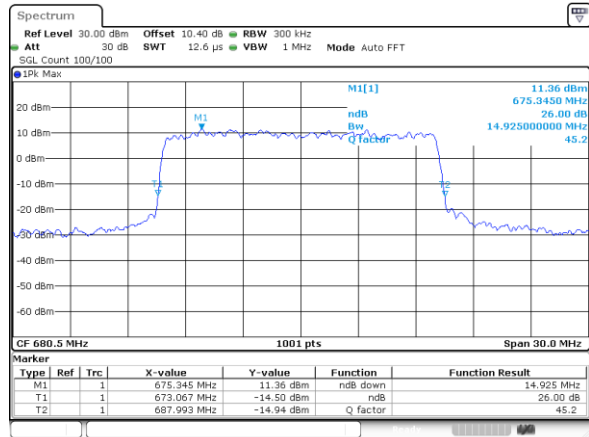
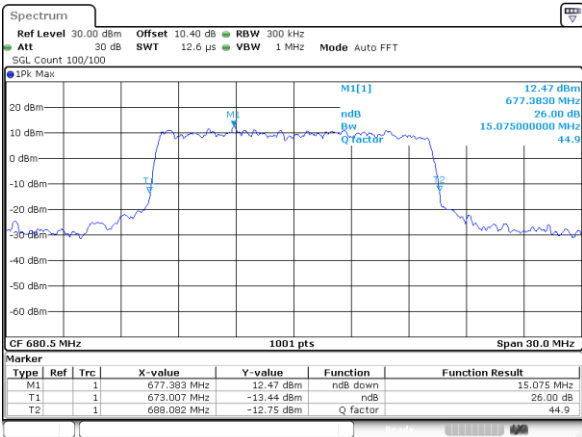


Date: 15 JUN 2020 14:00:26

Date: 15 JUN 2020 14:01:22

Middle Channel

Middle Channel

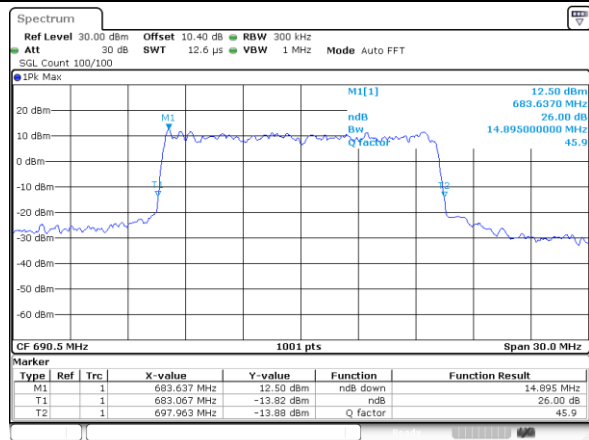
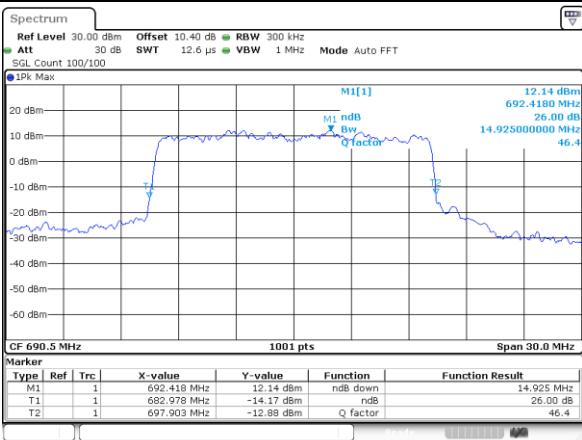


Date: 15 JUN 2020 14:04:20

Date: 15 JUN 2020 14:04:07

Highest Channel

Highest Channel



Date: 15 JUN 2020 14:07:33

Date: 15 JUN 2020 14:08:27



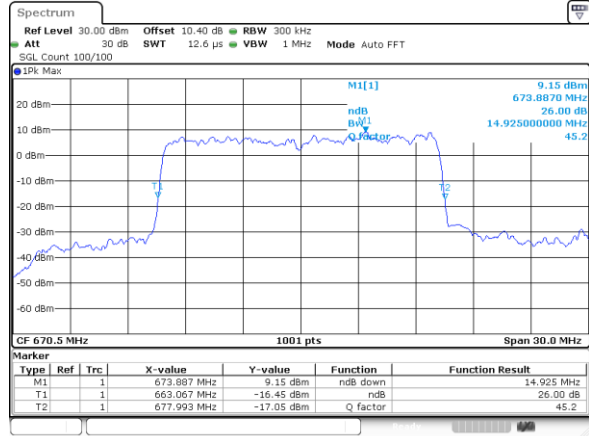
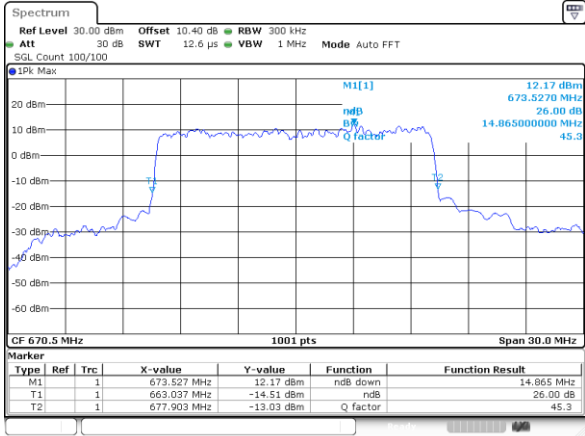
FR1 n71 / 15MHz / CP OFDM

64QAM

256QAM

Lowest Channel

Lowest Channel

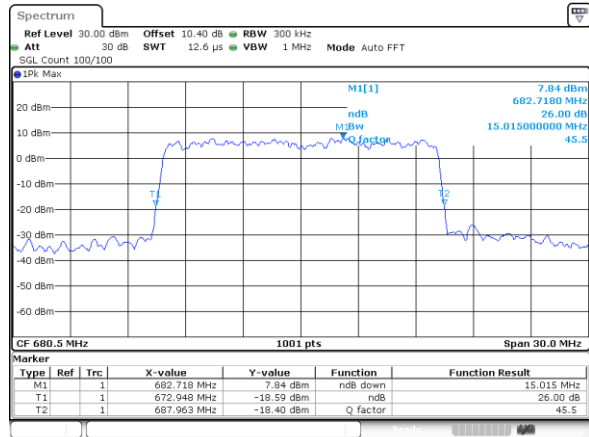
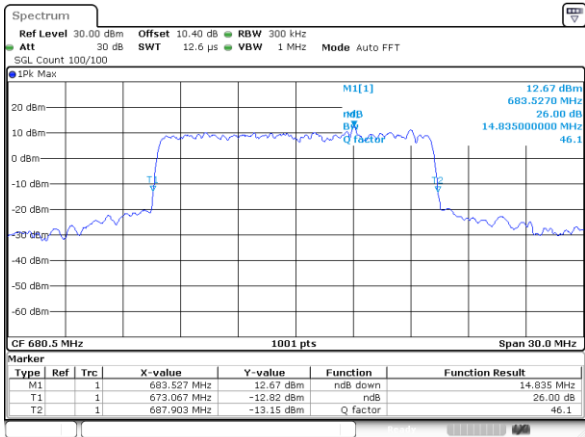


Date: 15 JUN 2020 14:01:42

Date: 15 JUN 2020 14:02:03

Middle Channel

Middle Channel

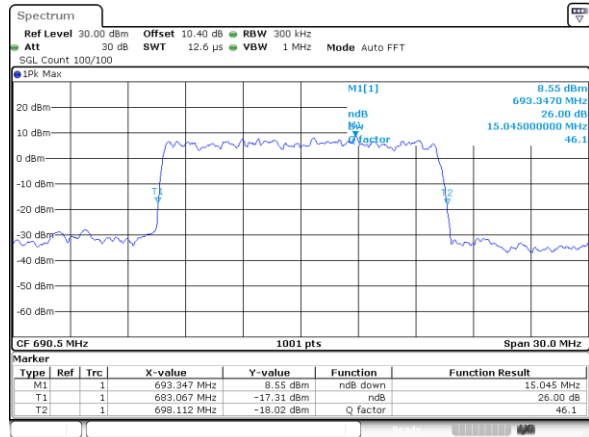
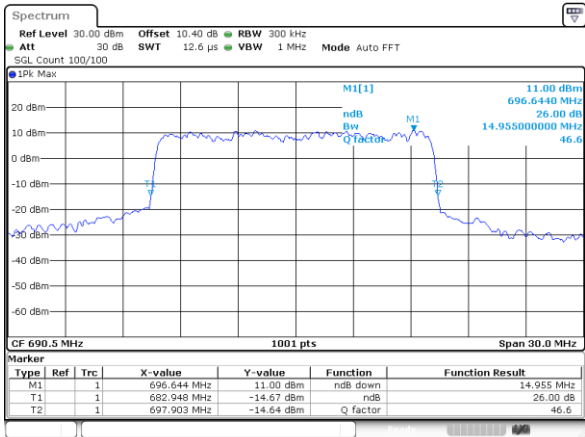


Date: 15 JUN 2020 14:03:48

Date: 15 JUN 2020 14:03:55

Highest Channel

Highest Channel



Date: 15 JUN 2020 14:08:42

Date: 15 JUN 2020 14:08:56

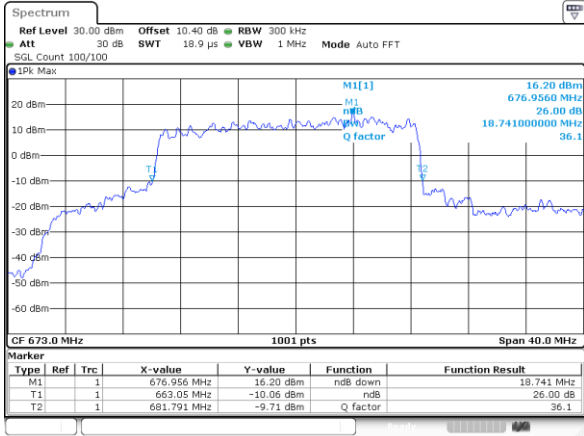




FR1 n71 / 20MHz / DFT-S OFDM

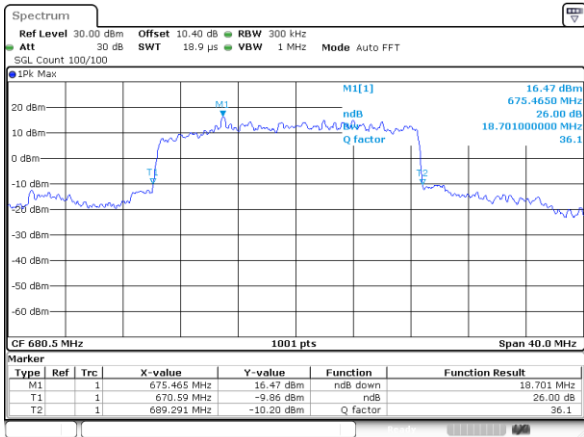
PI/2 BPSK

Lowest Channel



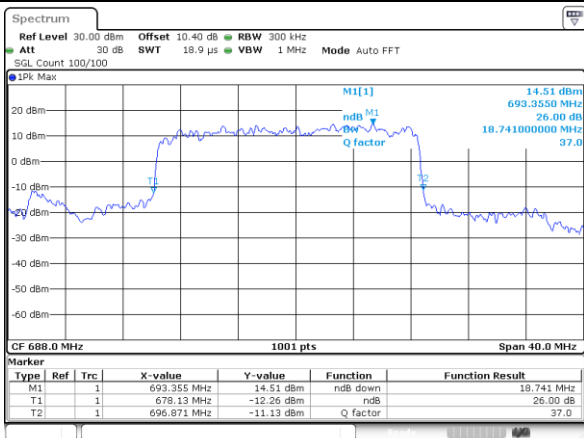
Date: 9 JUN 2020 14:13:02

Middle Channel



Date: 9 JUN 2020 13:51:01

Highest Channel



Date: 9 JUN 2020 14:13:09



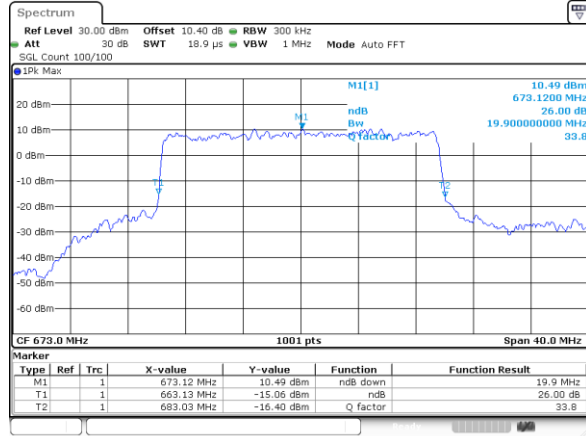
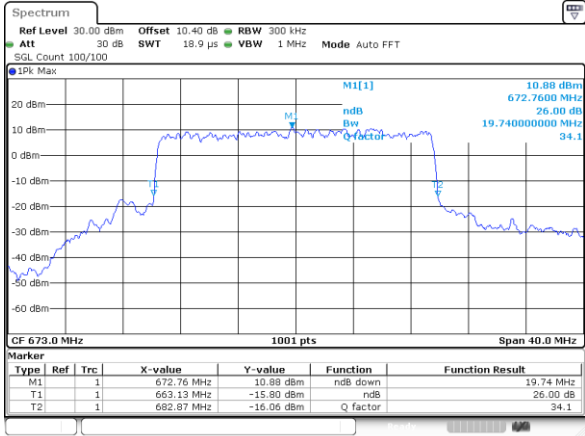
FR1 n71 / 20MHz / CP OFDM

QPSK

16QAM

Lowest Channel

Lowest Channel

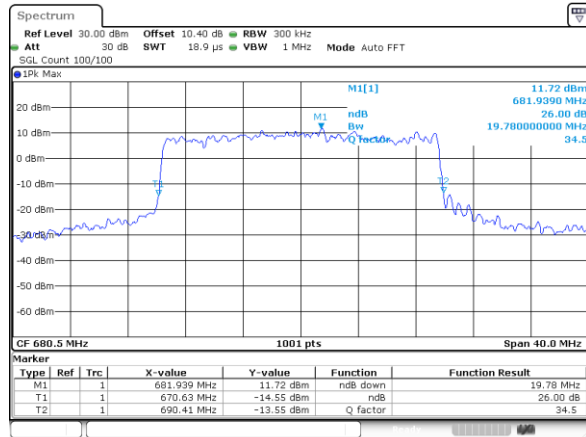
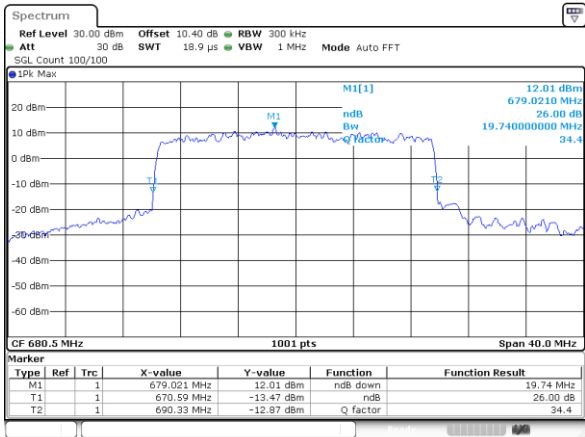


Date: 9 JUN 2020 11:57:06

Date: 9 JUN 2020 11:58:59

Middle Channel

Middle Channel

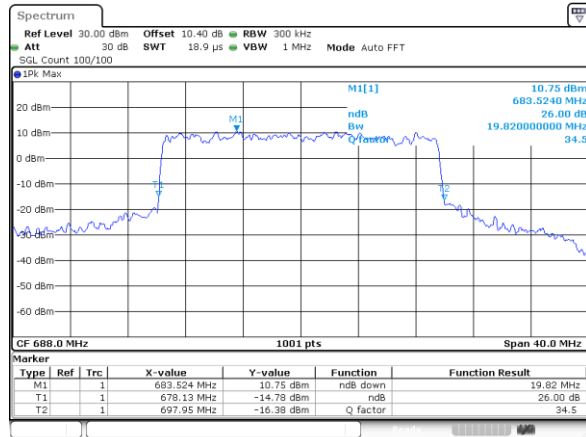
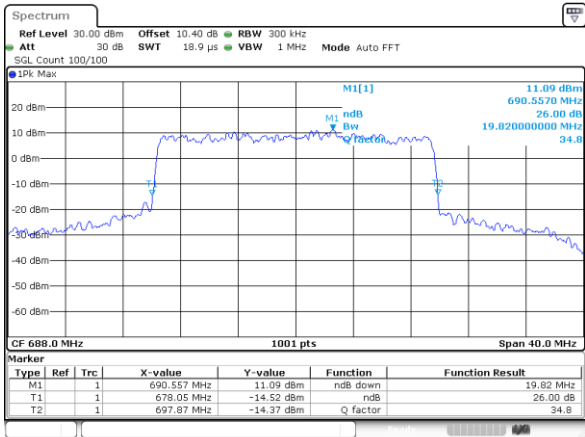


Date: 9 JUN 2020 13:43:24

Date: 9 JUN 2020 13:42:57

Highest Channel

Highest Channel



Date: 9 JUN 2020 13:45:46

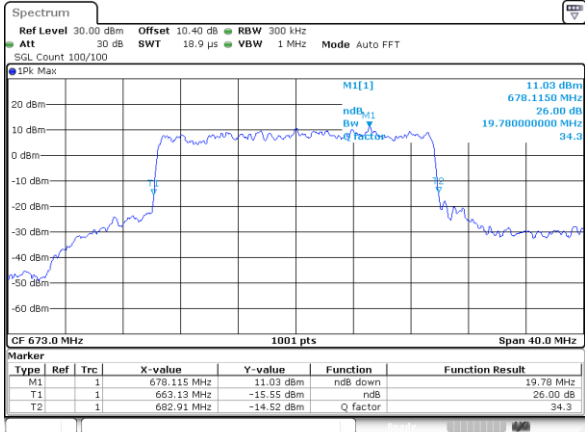
Date: 9 JUN 2020 13:46:09



FR1 n71 / 20MHz / CP OFDM

64QAM

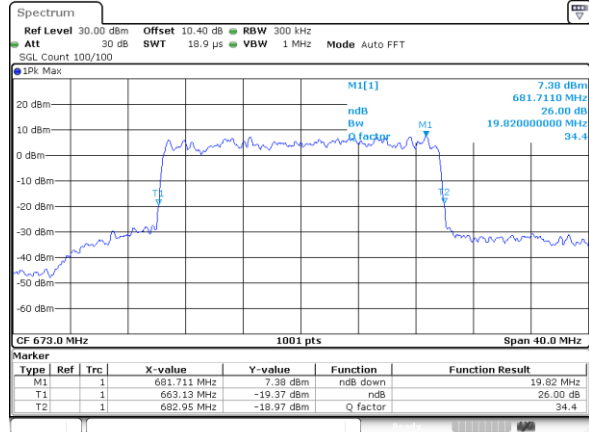
Lowest Channel



Date: 9 JUN 2020 12:00:31

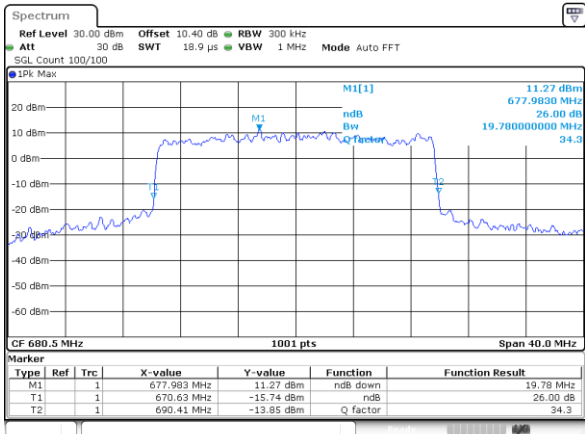
256QAM

Lowest Channel



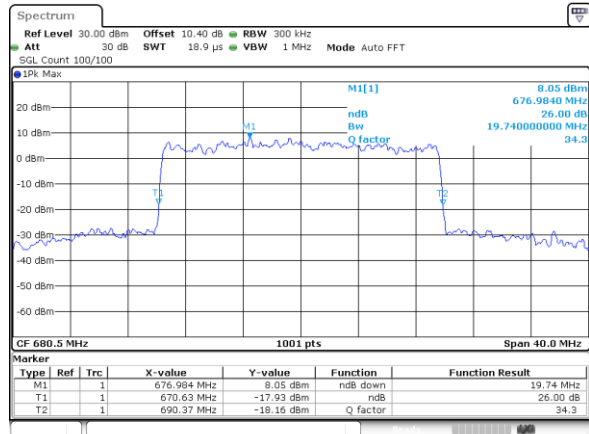
Date: 9 JUN 2020 12:01:05

Middle Channel



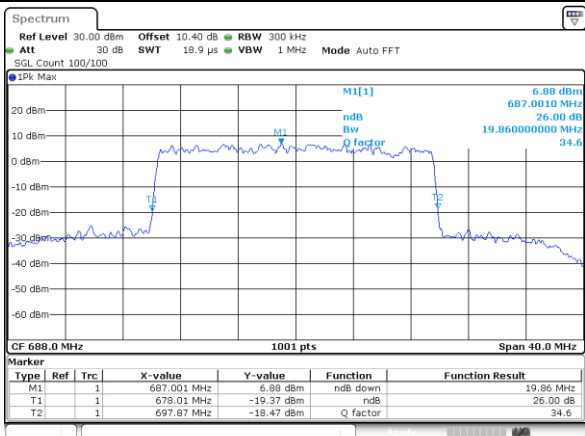
Date: 9 JUN 2020 13:42:27

Middle Channel



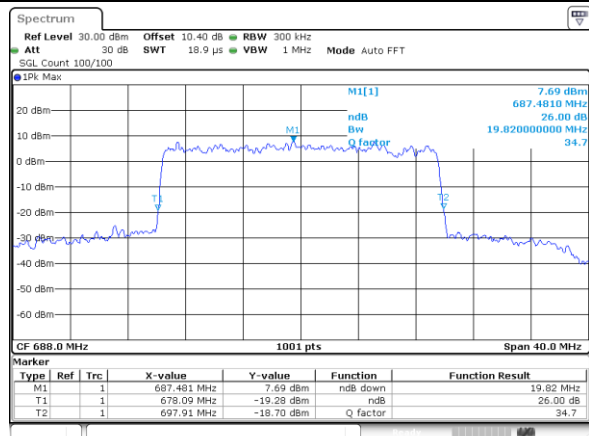
Date: 9 JUN 2020 13:41:58

Highest Channel



Date: 9 JUN 2020 13:46:50

Highest Channel



Date: 9 JUN 2020 13:47:07



**Occupied Bandwidth**

Mode	FR1 n71 : 99%OBW(MHz) / DFT-S OFDM							
BW	5MHz		10MHz		15MHz		20MHz	
Mod.	PI/2 BPSK		PI/2 BPSK		PI/2 BPSK		PI/2 BPSK	
Lowest CH	4.68		9.03		13.46		17.70	
Middle CH	4.68		9.03		13.43		17.78	
Highest CH	4.67		9.03		13.49		17.74	

Mode	FR1 n71 : 99%OBW (MHz) / CP OFDM							
BW	5MHz		10MHz		15MHz		20MHz	
Mod.	QPSK	16QAM	QPSK	16QAM	QPSK	16QAM	QPSK	16QAM
Lowest CH	4.65	4.64	9.43	9.37	14.15	14.12	18.82	18.90
Middle CH	4.64	4.62	9.41	9.41	14.15	14.12	18.90	18.90
Highest CH	4.67	4.66	9.37	9.33	14.12	14.06	18.90	18.98

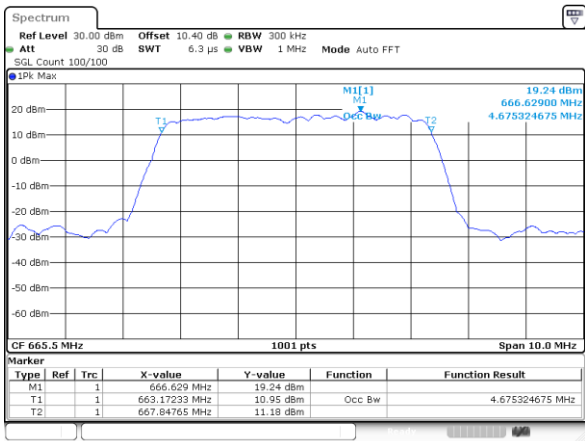
Mode	FR1 n71 : 99%OBW (MHz) / CP OFDM							
BW	5MHz		10MHz		15MHz		20MHz	
Mod.	64QAM	256QAM	64QAM	256QAM	64QAM	256QAM	64QAM	256QAM
Lowest CH	4.63	4.65	9.35	9.35	14.21	14.18	18.86	19.02
Middle CH	4.66	4.63	9.33	9.39	14.24	14.15	18.90	18.86
Highest CH	4.67	4.66	9.29	9.33	14.15	14.15	18.90	19.94



FR1 n71 / 5MHz / DFT-S OFDM

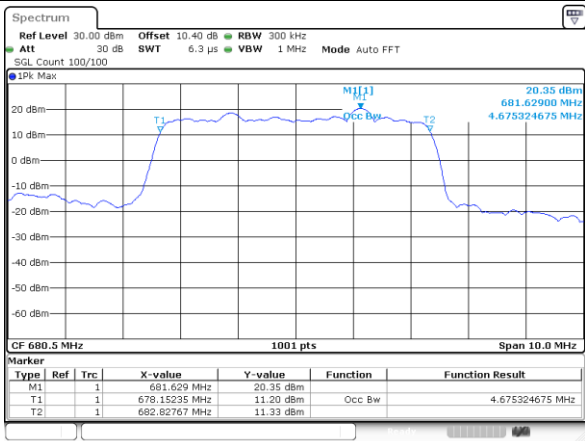
PI/2 BPSK

Lowest Channel



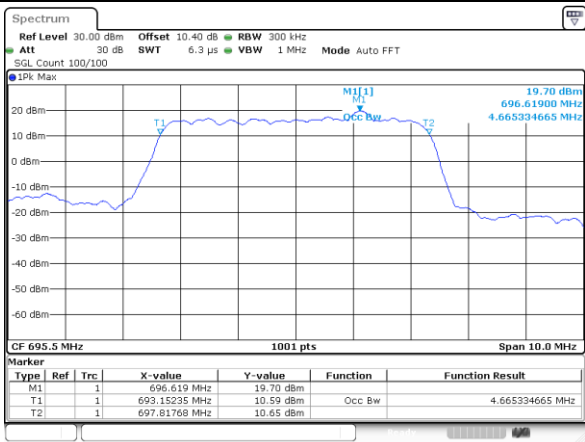
Date: 11 JUN 2020 14:25:35

Middle Channel



Date: 11 JUN 2020 14:48:49

Highest Channel



Date: 11 JUN 2020 14:55:21



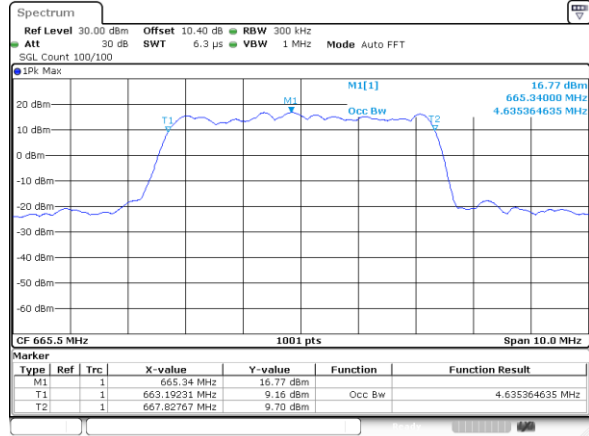
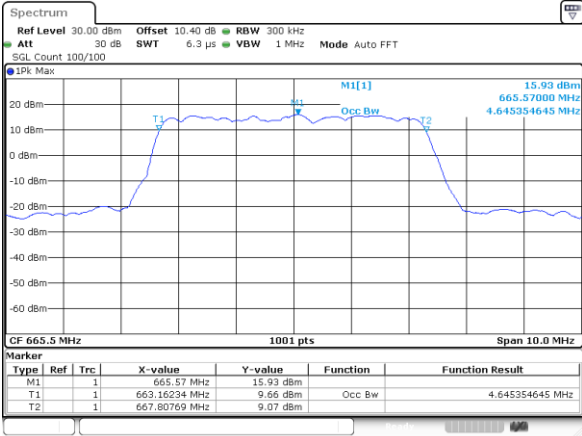
FR1 n71 / 5MHz / CP OFDM

QPSK

16QAM

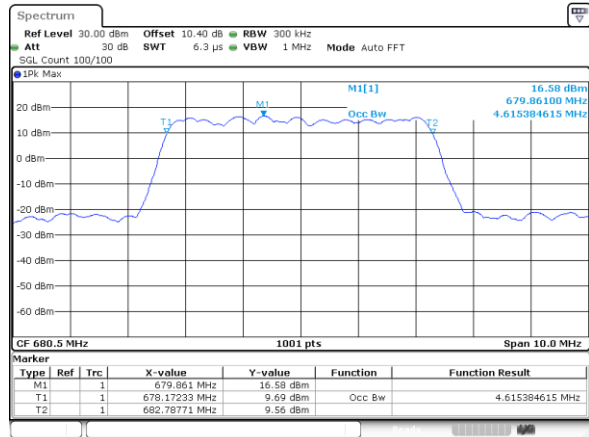
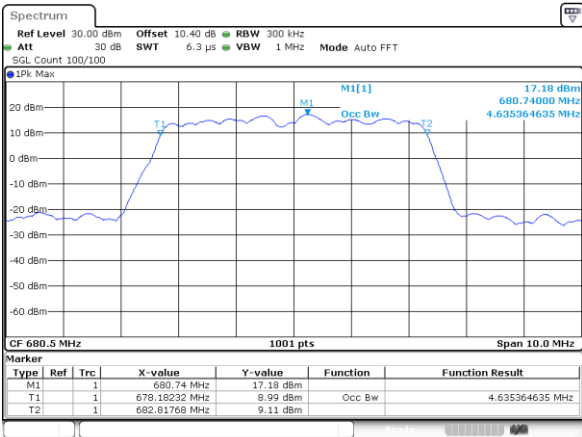
Lowest Channel

Lowest Channel



Middle Channel

Middle Channel



Highest Channel

Highest Channel

