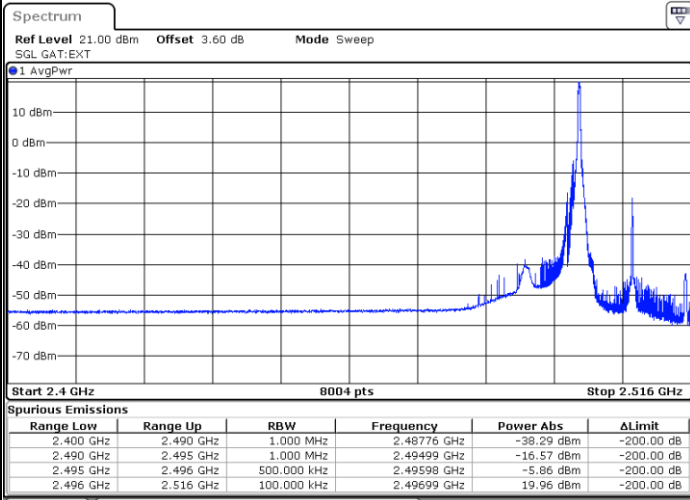




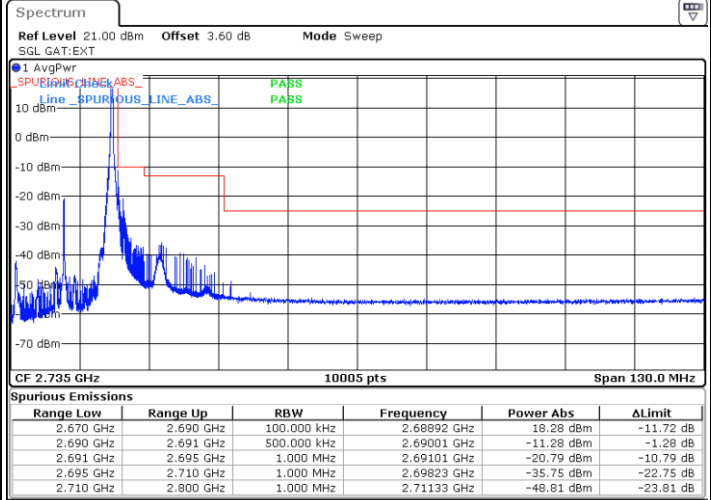
FR1 n41 / 20MHz / DFT-S OFDM / 256QAM

Lowest Band Edge / 1RB0

Highest Band Edge / 1RBmax



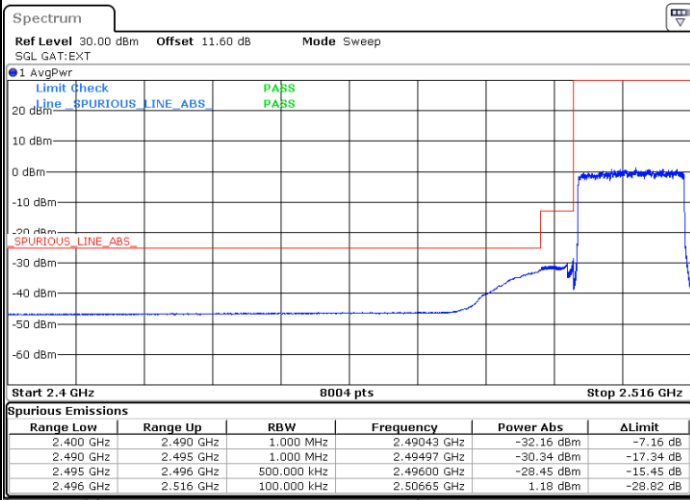
Date: 16.AUG.2020 14:52:30



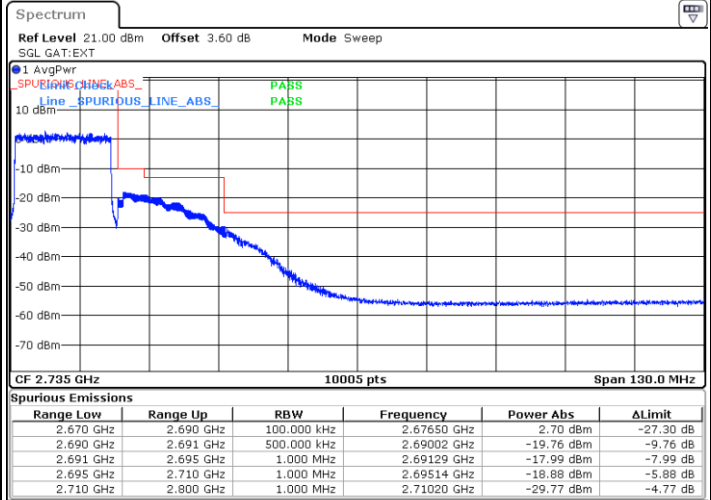
Date: 16.AUG.2020 15:28:49

Lowest Band Edge / Full RB

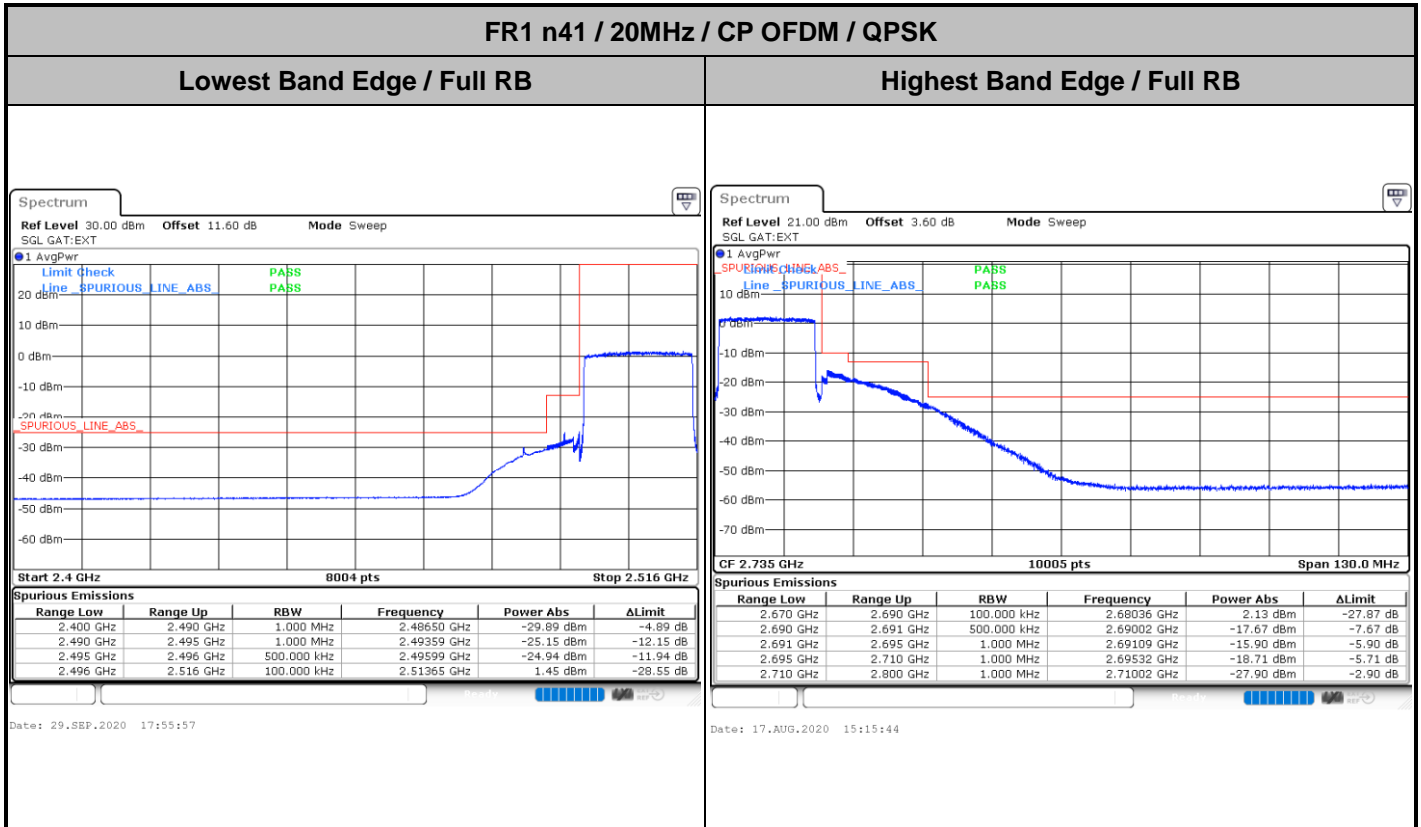
Highest Band Edge / Full RB



Date: 29.SEP.2020 18:10:05



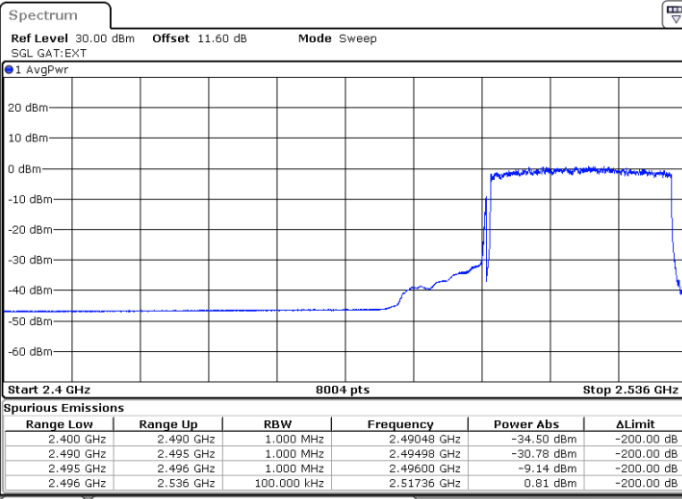
Date: 17.AUG.2020 15:11:19





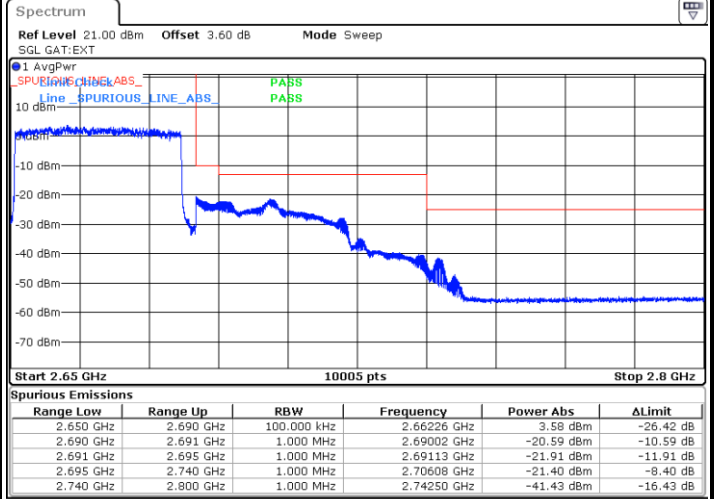
FR1 n41 / 40MHz / DFT-S OFDM / PI/2 BPSK

Lowest Band Edge / Full RB



Date: 29_SEP.2020 17:47:14

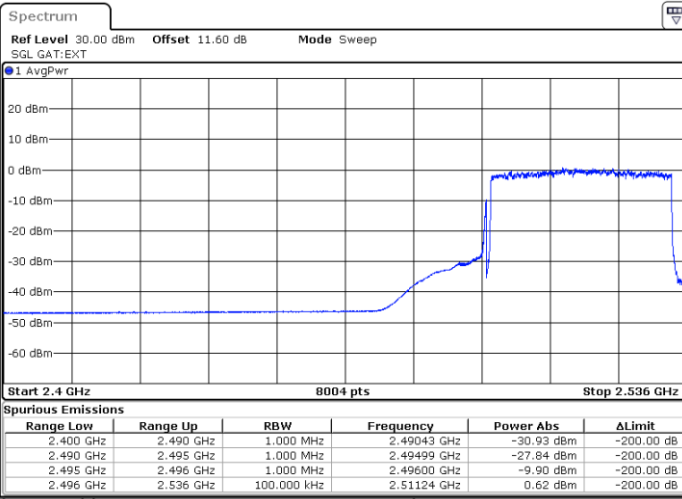
Highest Band Edge / Full RB



Date: 17_AUG.2020 14:37:08

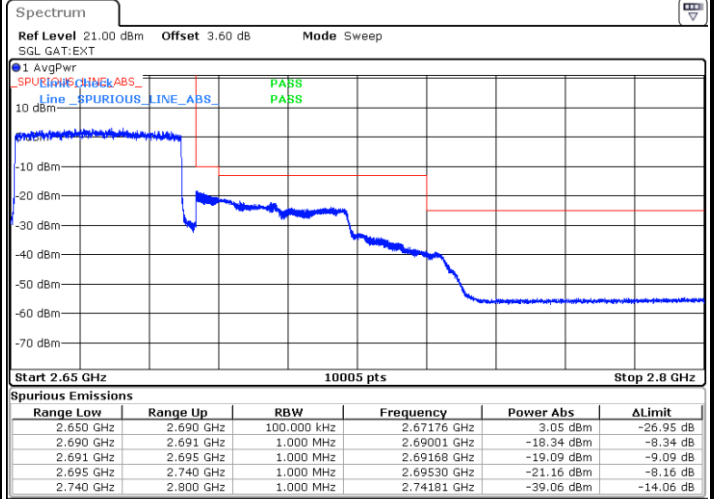
FR1 n41 / 40MHz / DFT-S OFDM / QPSK

Lowest Band Edge / Full RB



Date: 29_SEP.2020 17:43:45

Highest Band Edge / Full RB

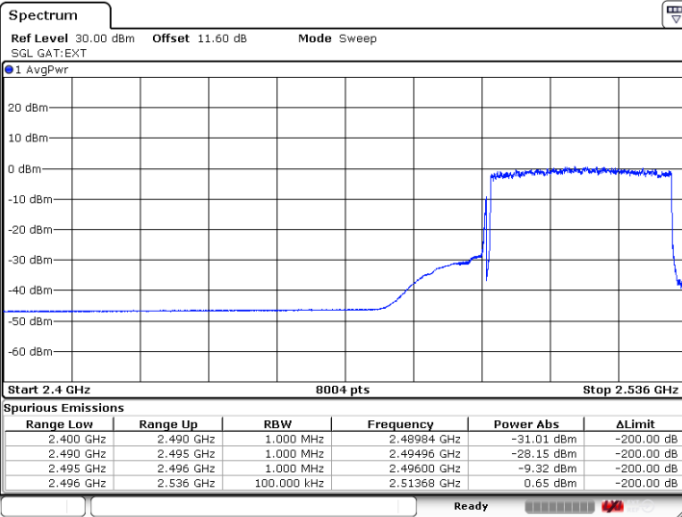


Date: 17_AUG.2020 14:38:57



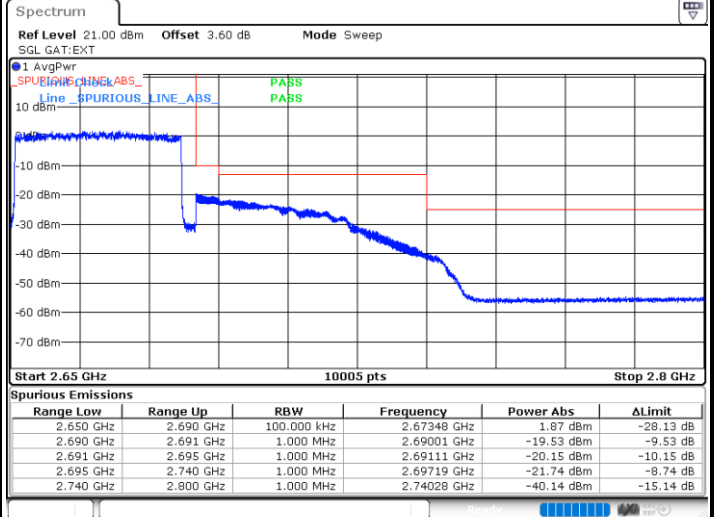
FR1 n41 / 40MHz / DFT-S OFDM / 16QAM

Lowest Band Edge / Full RB



Date: 29.SEP.2020 17:39:13

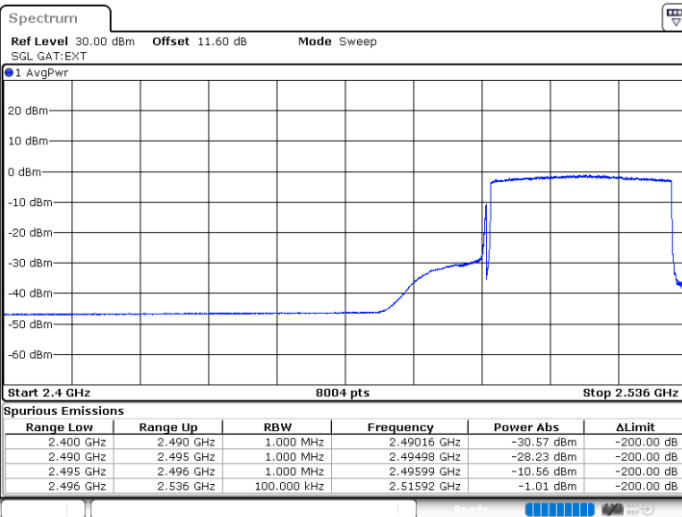
Highest Band Edge / Full RB



Date: 17.AUG.2020 14:57:59

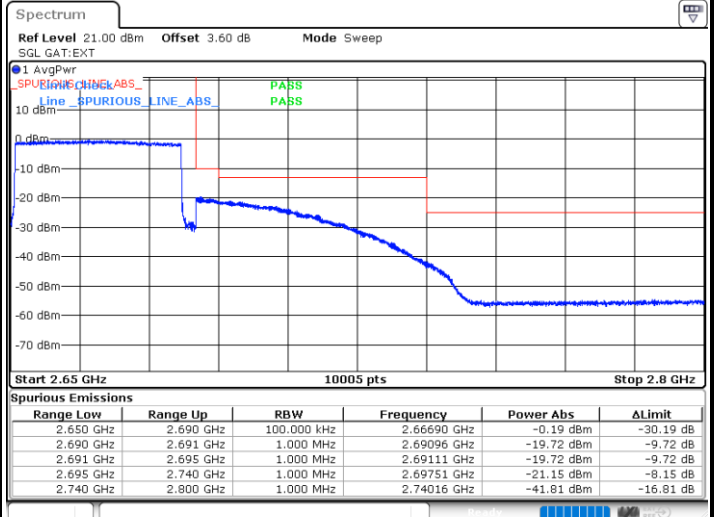
FR1 n41 / 40MHz / CP OFDM / QPSK

Lowest Band Edge / Full RB



Date: 29.SEP.2020 17:50:49

Highest Band Edge / Full RB

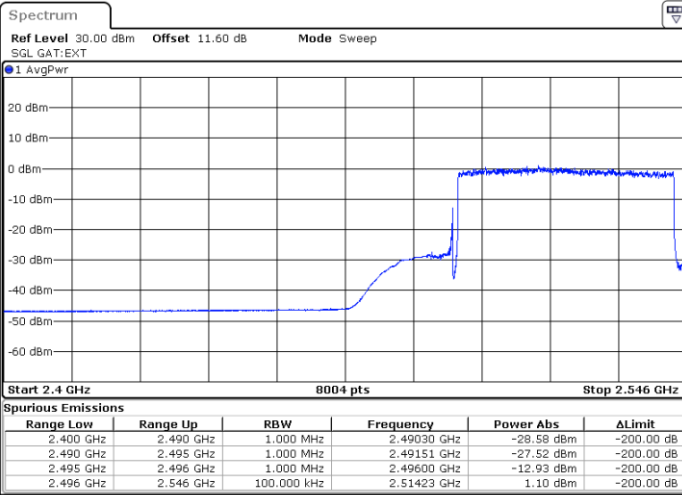


Date: 17.AUG.2020 14:42:27



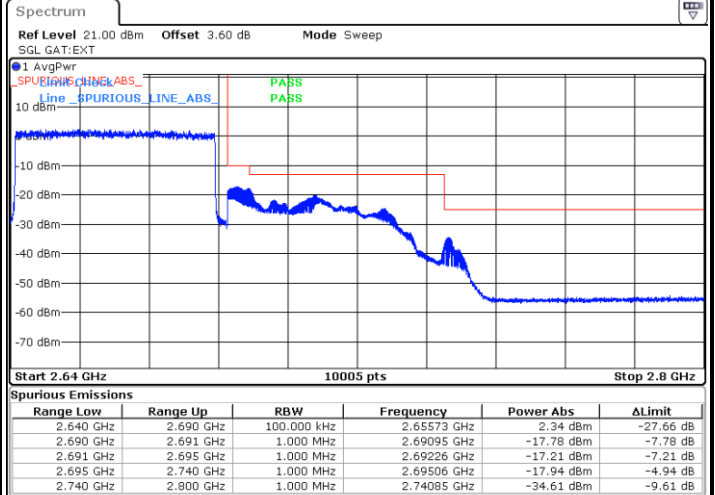
FR1 n41 / 50MHz / DFT-S OFDM / PI/2 BPSK

Lowest Band Edge / Full RB



Date: 29_SEP.2020 17:12:39

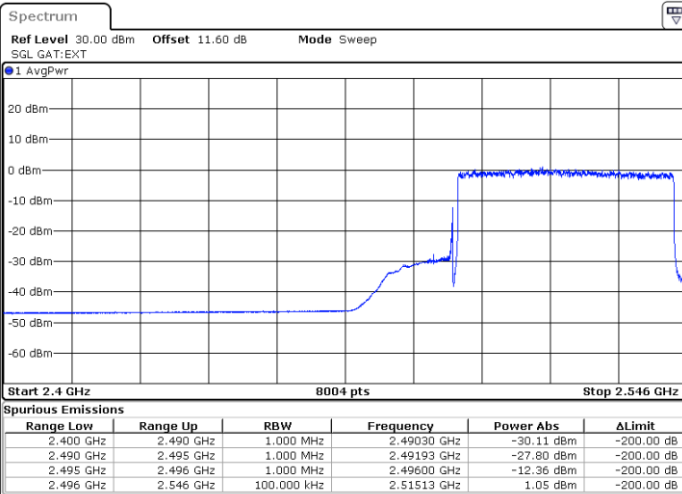
Highest Band Edge / Full RB



Date: 17_AUG.2020 14:31:43

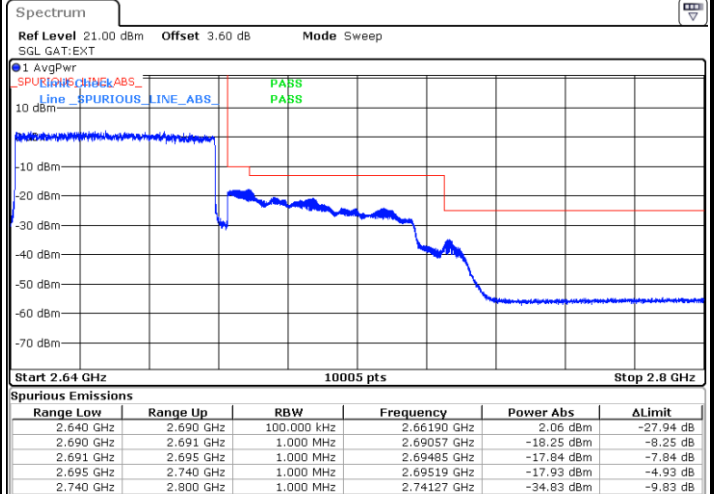
FR1 n41 / 50MHz / DFT-S OFDM / QPSK

Lowest Band Edge / Full RB



Date: 29_SEP.2020 17:16:36

Highest Band Edge / Full RB

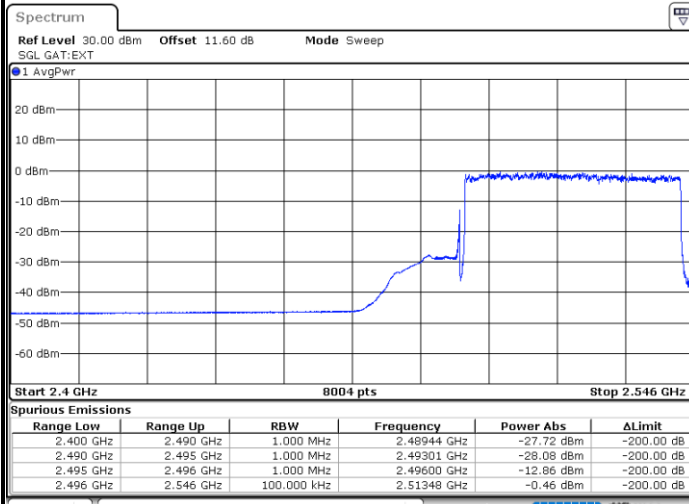


Date: 17_AUG.2020 14:28:30



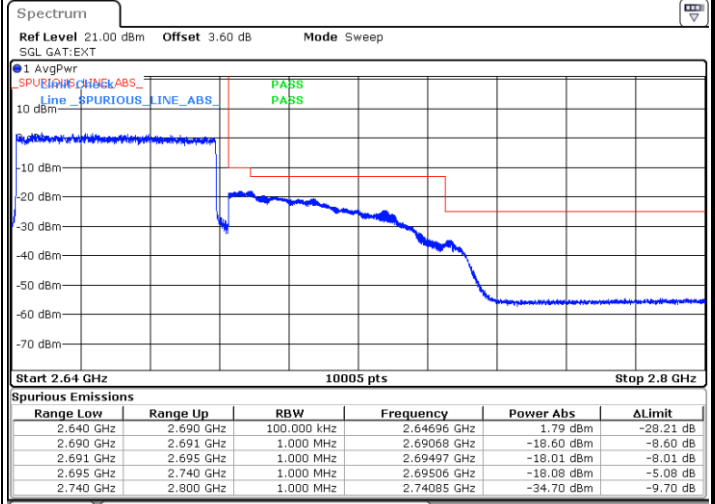
FR1 n41 / 50MHz / DFT-S OFDM / 16QAM

Lowest Band Edge / Full RB



Date: 29.SEP.2020 17:21:00

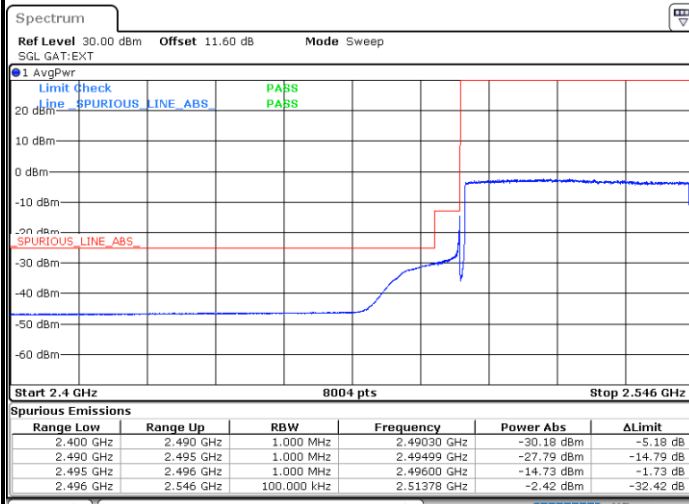
Highest Band Edge / Full RB



Date: 17.AUG.2020 14:26:55

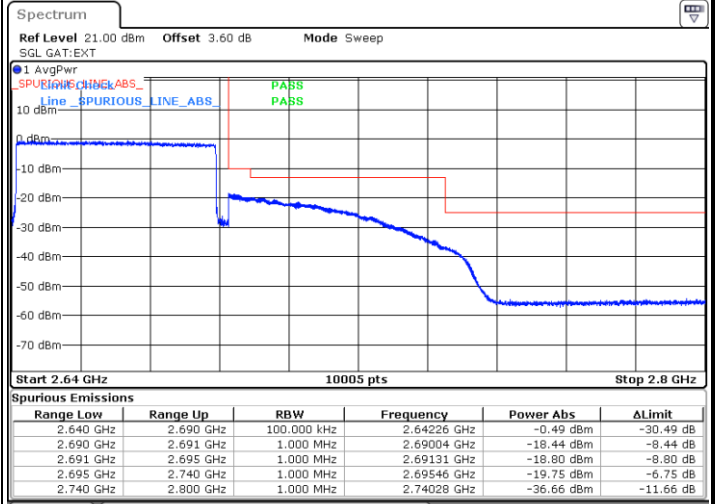
FR1 n41 / 50MHz / CP OFDM / QPSK

Lowest Band Edge / Full RB



Date: 29.SEP.2020 17:09:23

Highest Band Edge / Full RB



Date: 17.AUG.2020 14:30:11



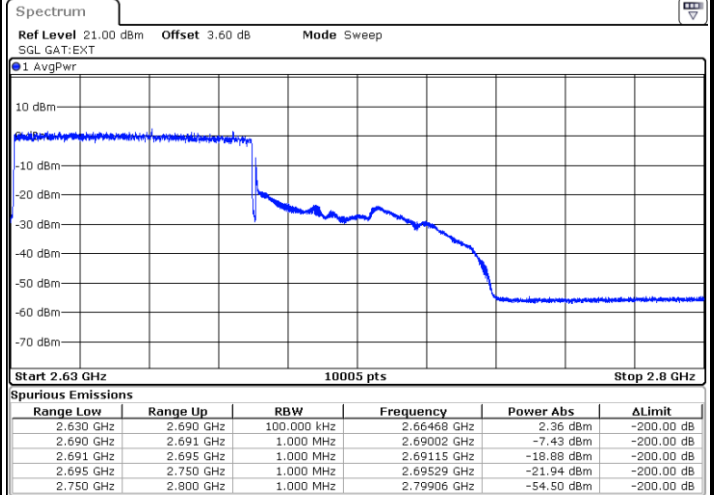
FR1 n41 / 60MHz / DFT-S OFDM / PI/2 BPSK

Lowest Band Edge / Full RB



Date: 29.SEP.2020 17:00:41

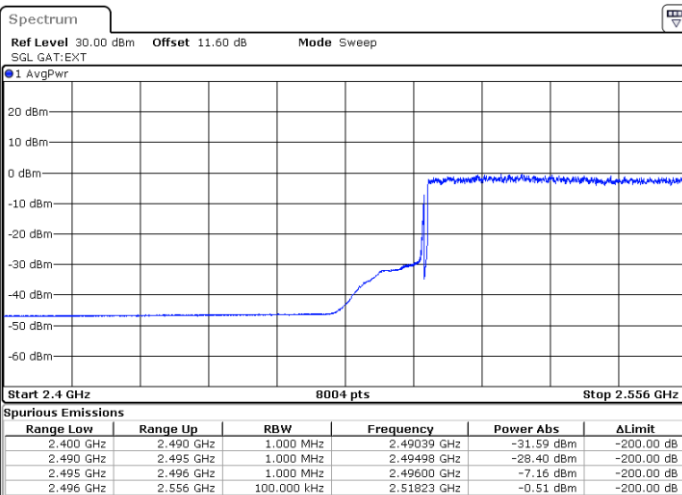
Highest Band Edge / Full RB



Date: 17.AUG.2020 15:20:27

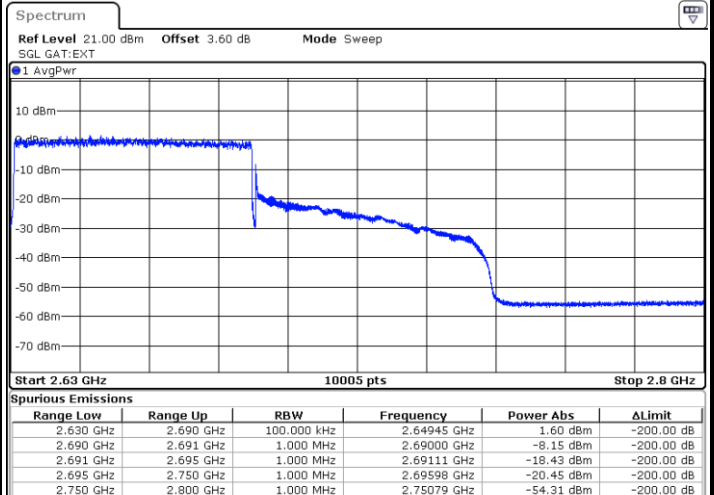
FR1 n41 / 60MHz / DFT-S OFDM / QPSK

Lowest Band Edge / Full RB



Date: 29.SEP.2020 16:57:22

Highest Band Edge / Full RB

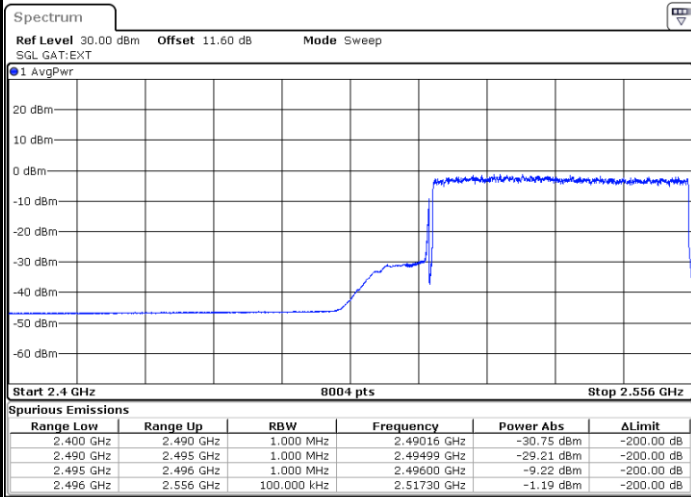


Date: 17.AUG.2020 15:23:51



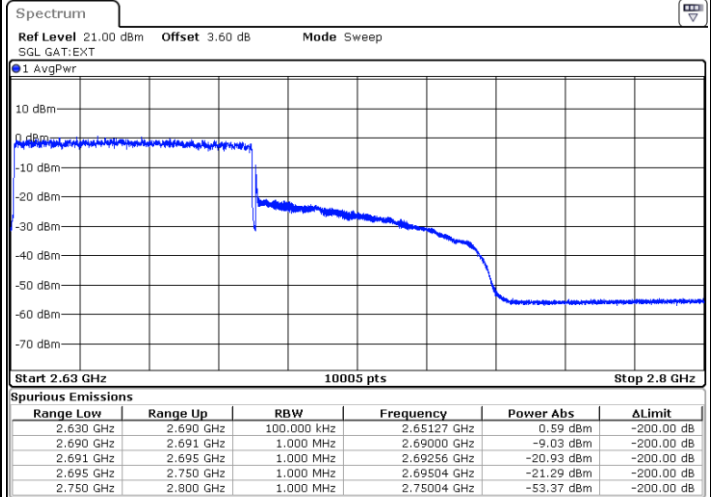
FR1 n41 / 60MHz / DFT-S OFDM / 16QAM

Lowest Band Edge / Full RB



Date: 29.SEP.2020 16:53:49

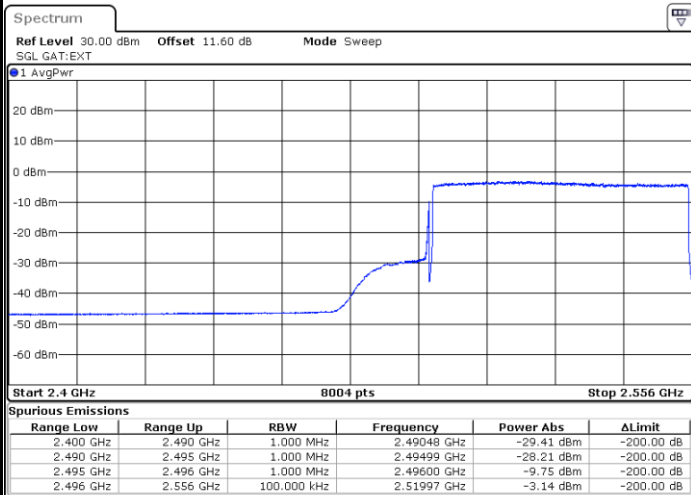
Highest Band Edge / Full RB



Date: 17.AUG.2020 15:30:52

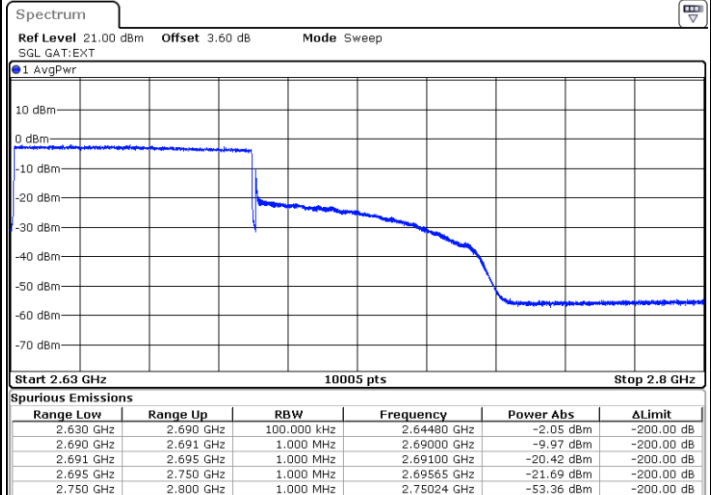
FR1 n41 / 60MHz / CP OFDM / QPSK

Lowest Band Edge / Full RB



Date: 29.SEP.2020 17:05:31

Highest Band Edge / Full RB

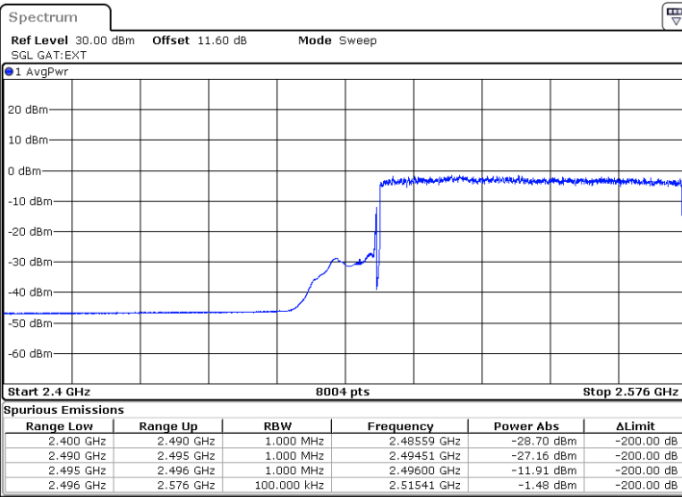


Date: 17.AUG.2020 15:27:45



FR1 n41 / 80MHz / DFT-S OFDM / PI/2 BPSK

Lowest Band Edge / Full RB



Date: 29.SEP.2020 16:22:01

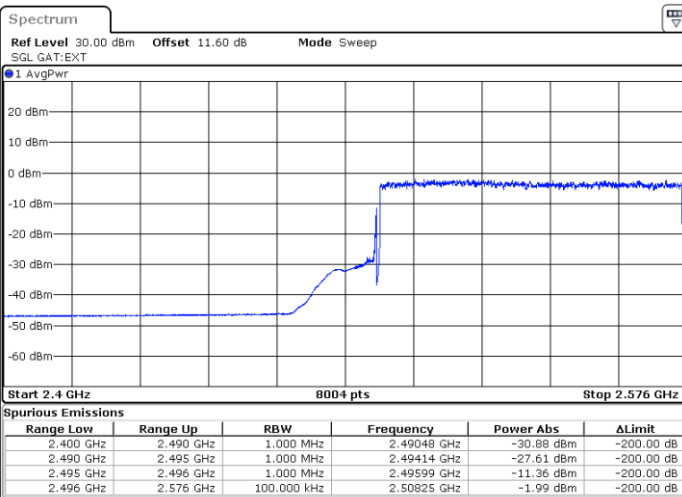
Highest Band Edge / Full RB



Date: 17.AUG.2020 15:45:08

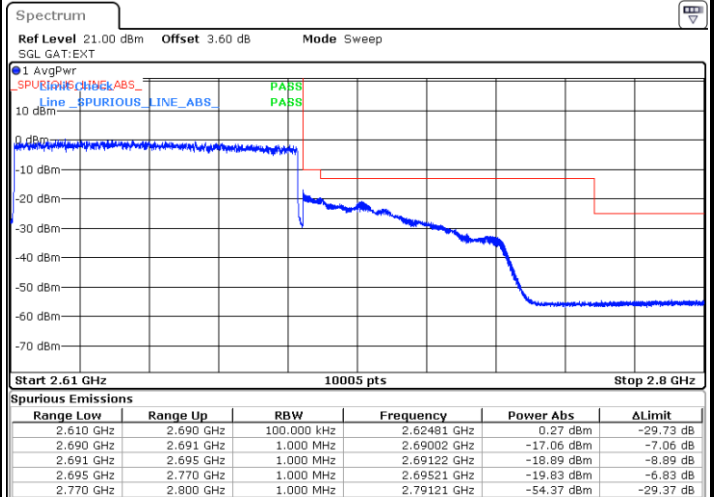
FR1 n41 / 80MHz / DFT-S OFDM / QPSK

Lowest Band Edge / Full RB



Date: 29.SEP.2020 16:32:08

Highest Band Edge / Full RB

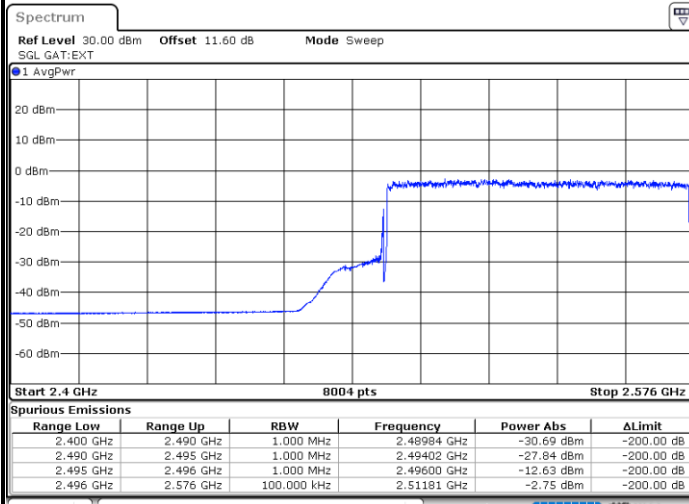


Date: 17.AUG.2020 15:42:57



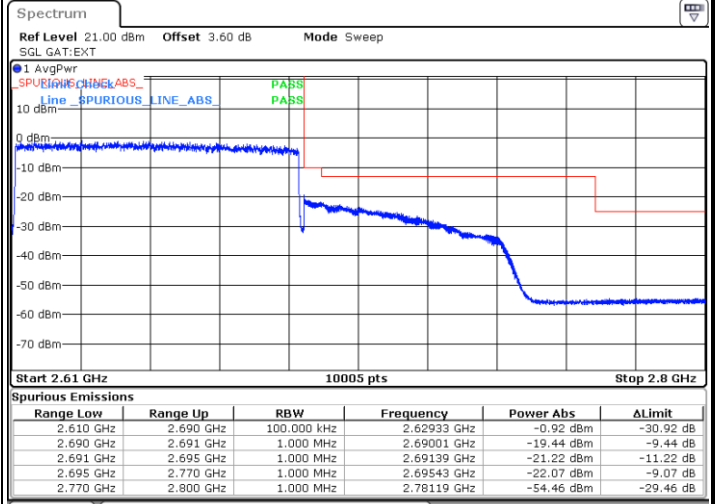
FR1 n41 / 80MHz / DFT-S OFDM / 16QAM

Lowest Band Edge / Full RB



Date: 29.SEP.2020 16:35:59

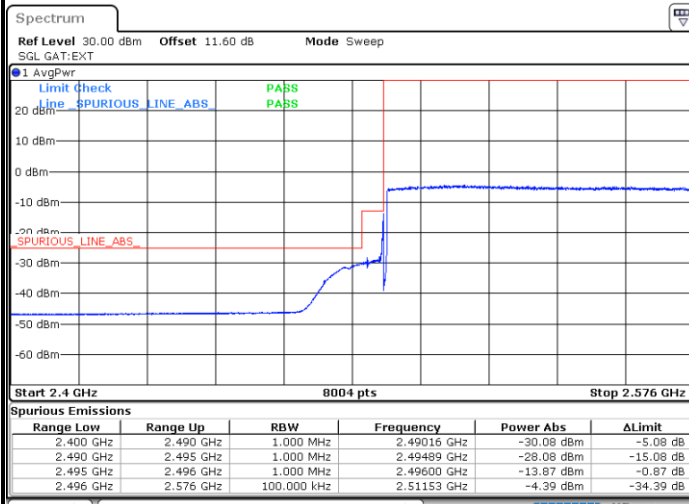
Highest Band Edge / Full RB



Date: 17.AUG.2020 15:40:53

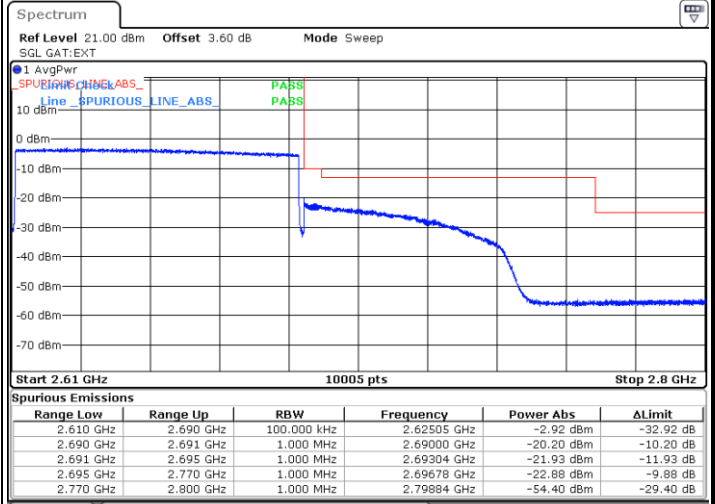
FR1 n41 / 80MHz / CP OFDM / QPSK

Lowest Band Edge / Full RB



Date: 29.SEP.2020 16:28:32

Highest Band Edge / Full RB

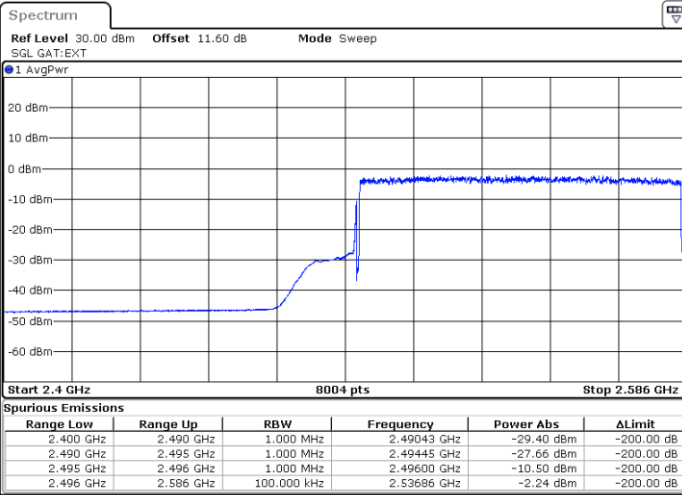


Date: 17.AUG.2020 15:43:59



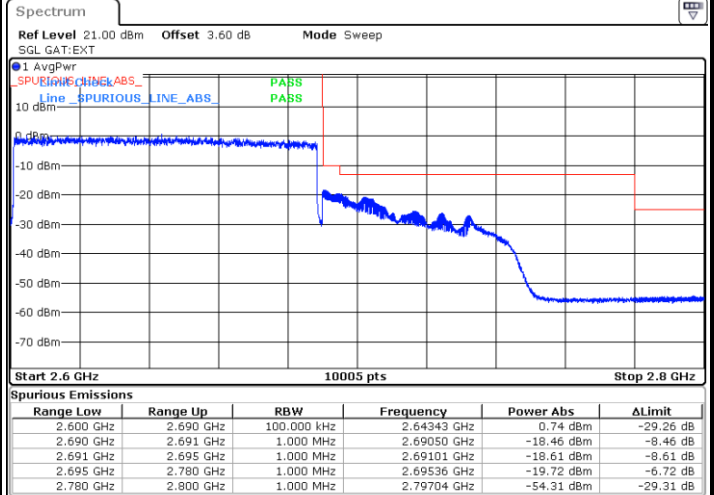
FR1 n41 / 90MHz / DFT-S OFDM / PI/2 BPSK

Lowest Band Edge / Full RB



Date: 29_SEP.2020 15:40:48

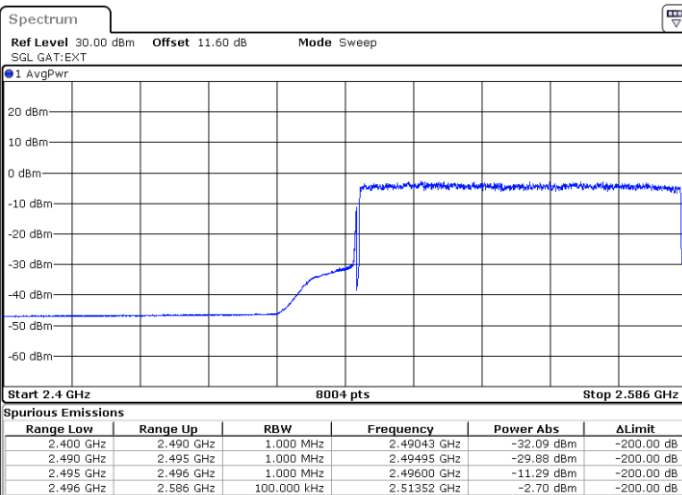
Highest Band Edge / Full RB



Date: 17_AUG.2020 15:48:15

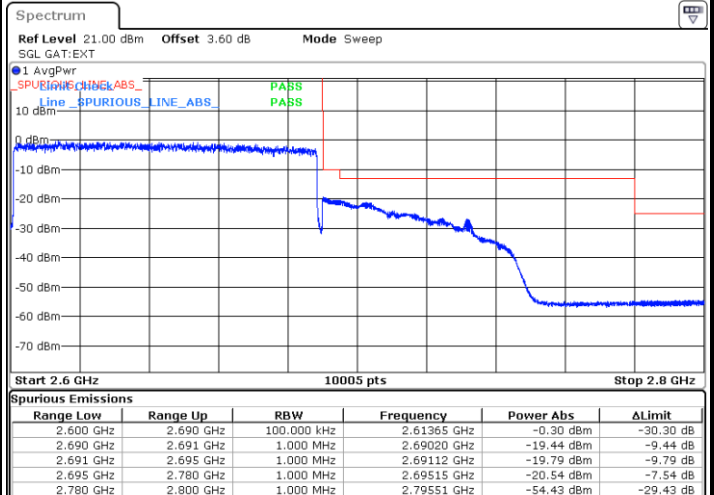
FR1 n41 / 90MHz / DFT-S OFDM / QPSK

Lowest Band Edge / Full RB



Date: 29_SEP.2020 15:44:24

Highest Band Edge / Full RB

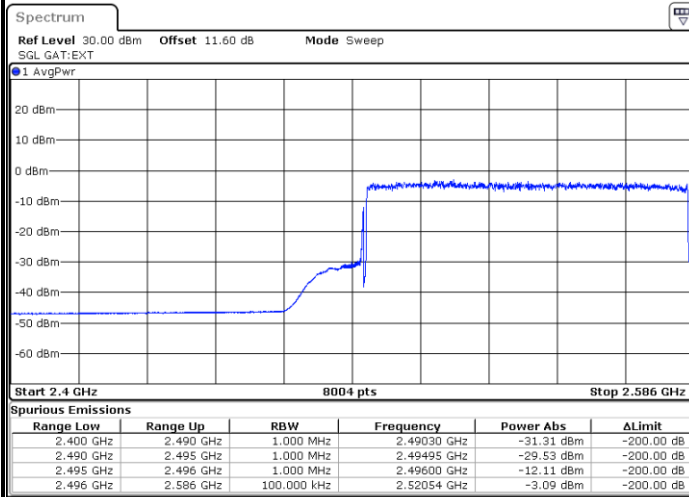


Date: 17_AUG.2020 15:49:40



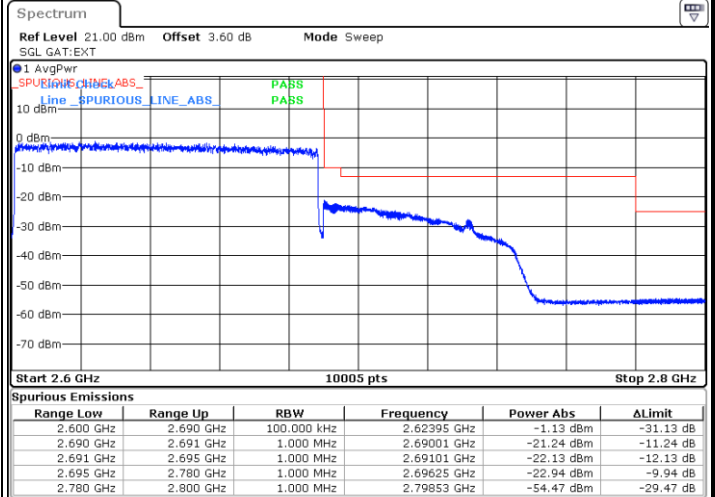
FR1 n41 / 90MHz / DFT-S OFDM / 16QAM

Lowest Band Edge / Full RB



Date: 29.SEP.2020 15:49:09

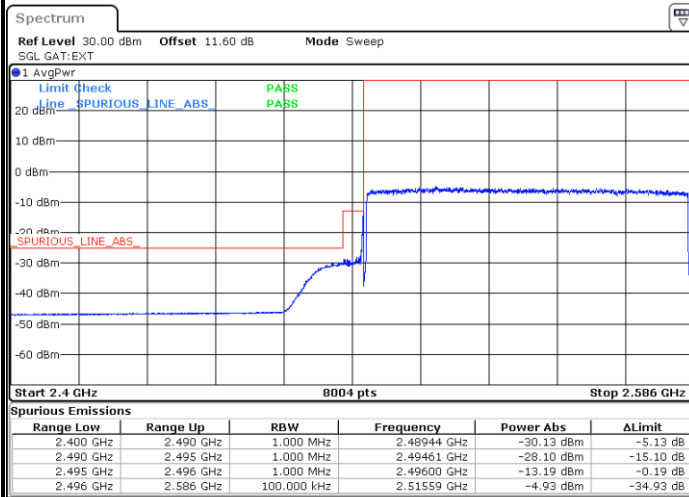
Highest Band Edge / Full RB



Date: 17.AUG.2020 15:53:43

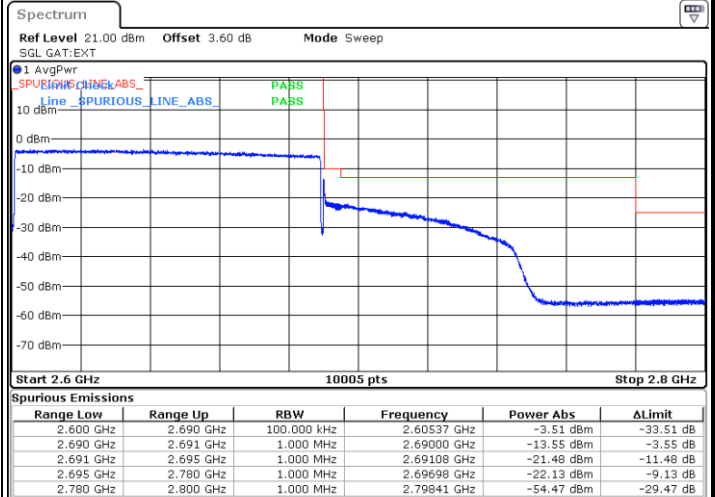
FR1 n41 / 90MHz / CP OFDM / QPSK

Lowest Band Edge / Full RB



Date: 29.SEP.2020 16:09:39

Highest Band Edge / Full RB

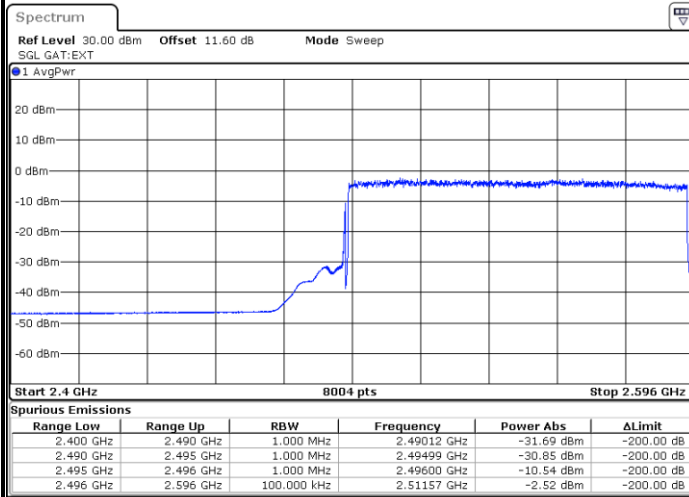


Date: 17.AUG.2020 16:00:43



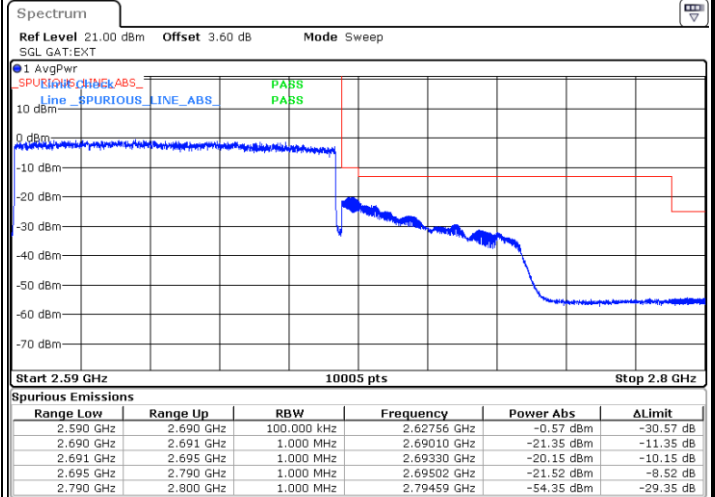
FR1 n41 / 100MHz / DFT-S OFDM / PI/2 BPSK

Lowest Band Edge / Full RB



Date: 29_SEP.2020 15:24:45

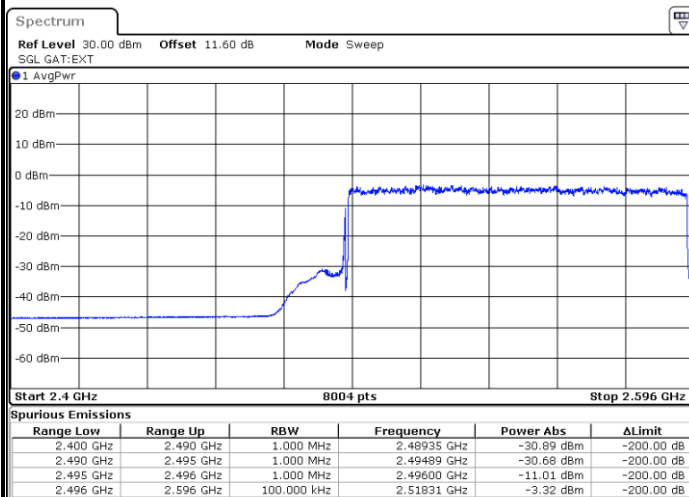
Highest Band Edge / Full RB



Date: 17_AUG.2020 11:23:08

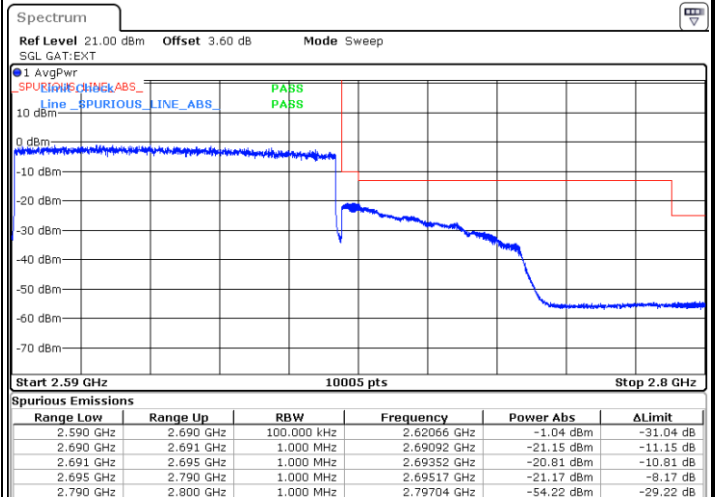
FR1 n41 / 100MHz / DFT-S OFDM / QPSK

Lowest Band Edge / Full RB



Date: 29_SEP.2020 15:19:09

Highest Band Edge / Full RB

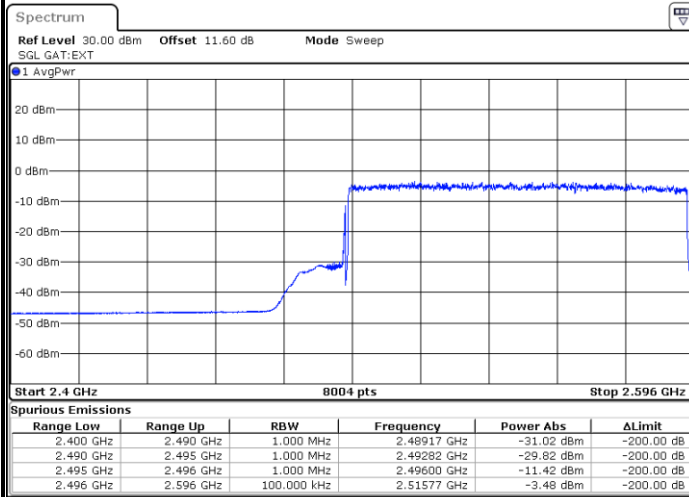


Date: 17_AUG.2020 11:25:34



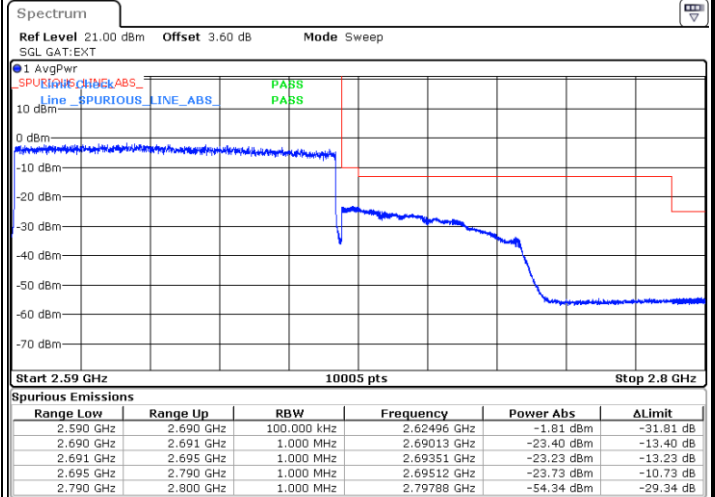
FR1 n41 / 100MHz / DFT-S OFDM / 16QAM

Lowest Band Edge / Full RB



Date: 29.SEP.2020 15:11:04

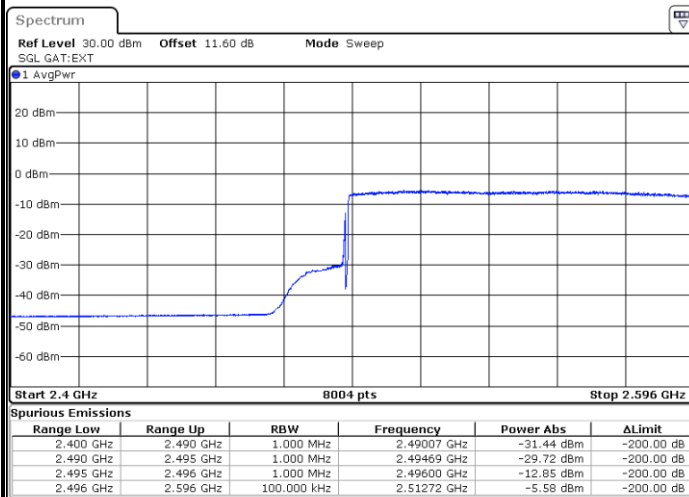
Highest Band Edge / Full RB



Date: 17.AUG.2020 11:28:34

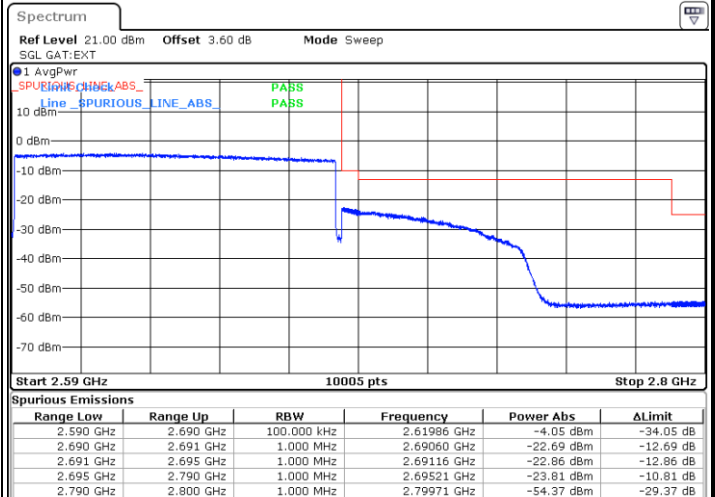
FR1 n41 / 100MHz / CP OFDM / QPSK

Lowest Band Edge / Full RB



Date: 29.SEP.2020 14:49:12

Highest Band Edge / Full RB



Date: 17.AUG.2020 11:27:07

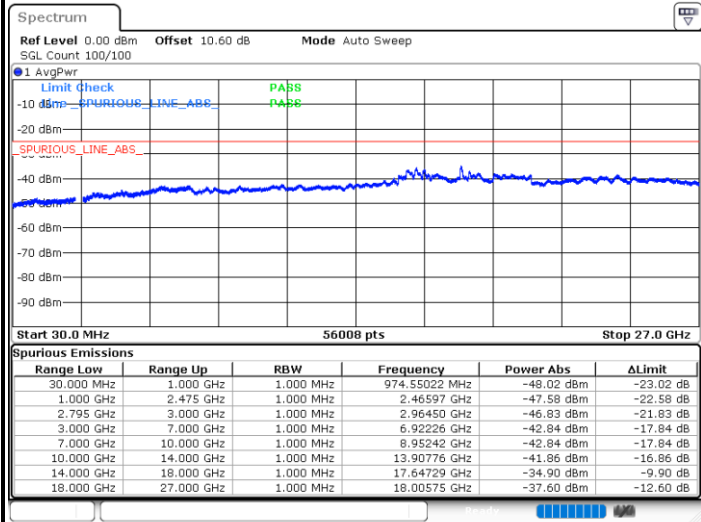


Conducted Spurious Emission

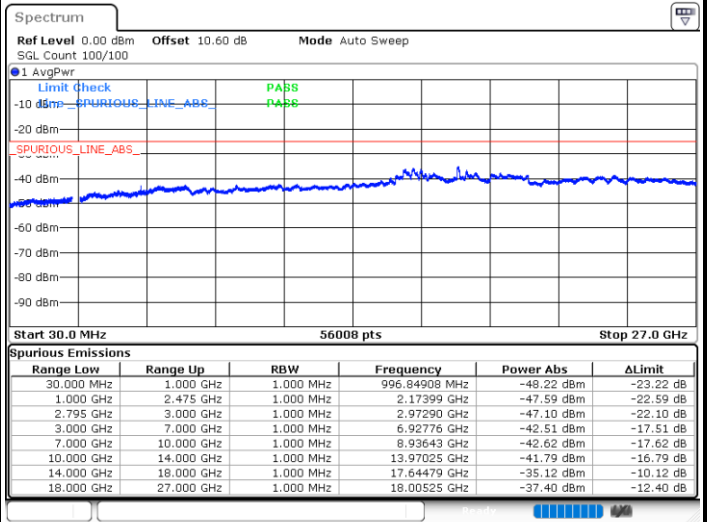
FR1 n41 / 20MHz / DFT-S OFDM / QPSK

Lowest Channel / 1RB1

Middle Channel / 1RB1

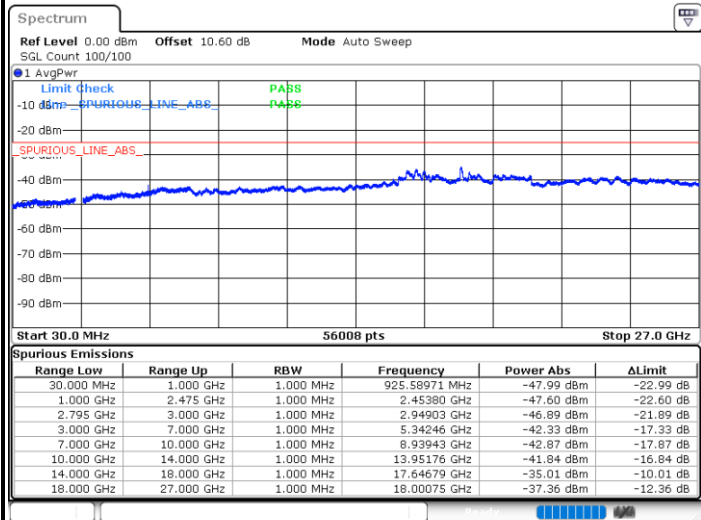


Date: 17.AUG.2020 17:02:31



Date: 17.AUG.2020 17:06:09

Highest Channel / 1RB1



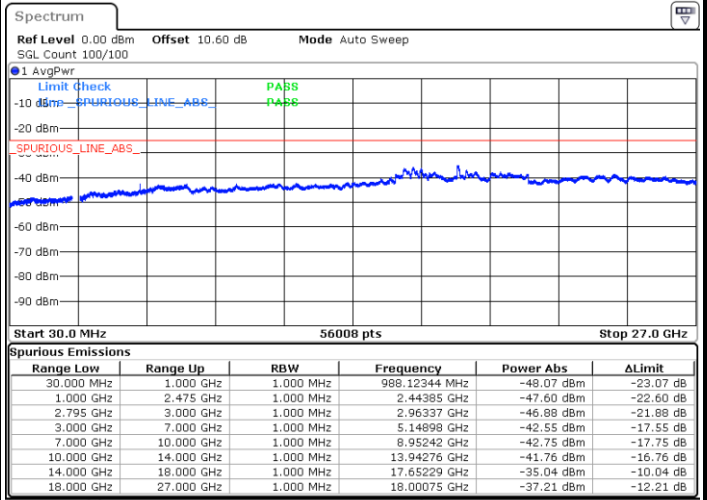
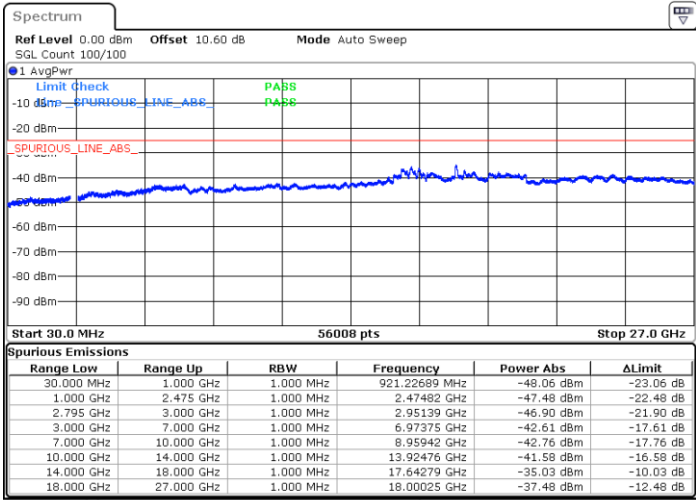
Date: 17.AUG.2020 16:57:25



FR1 n41 / 40MHz / DFT-S OFDM / QPSK

Lowest Channel / 1RB1

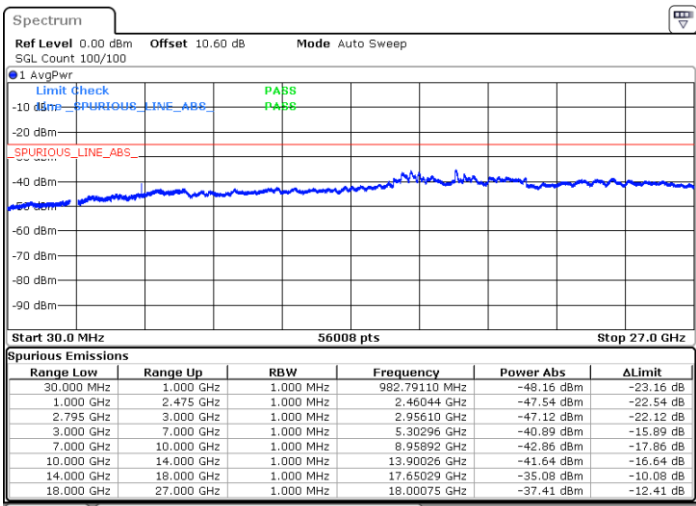
Middle Channel / 1RB1



Date: 17.AUG.2020 16:45:26

Date: 17.AUG.2020 17:12:36

Highest Channel / 1RB1



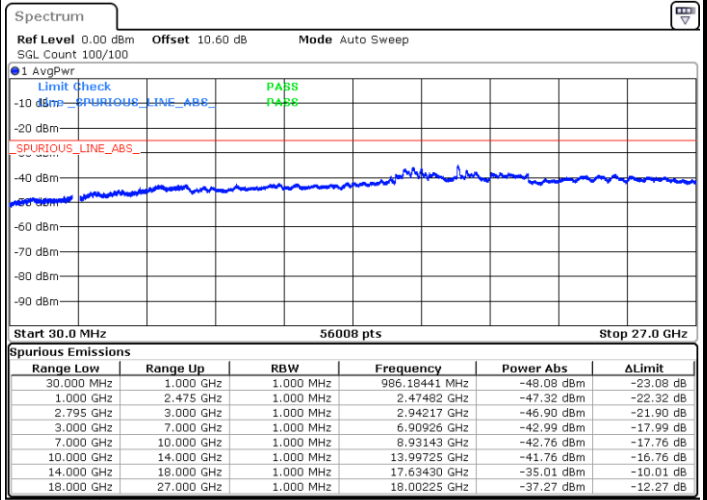
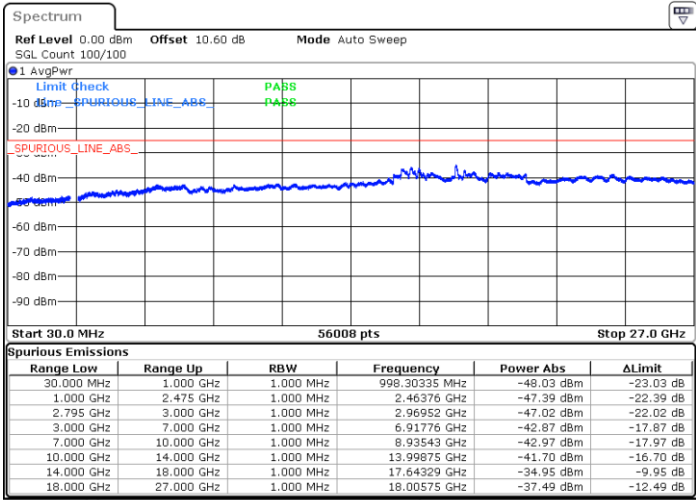
Date: 17.AUG.2020 16:51:06



FR1 n41 / 50MHz / DFT-S OFDM / QPSK

Lowest Channel / 1RB1

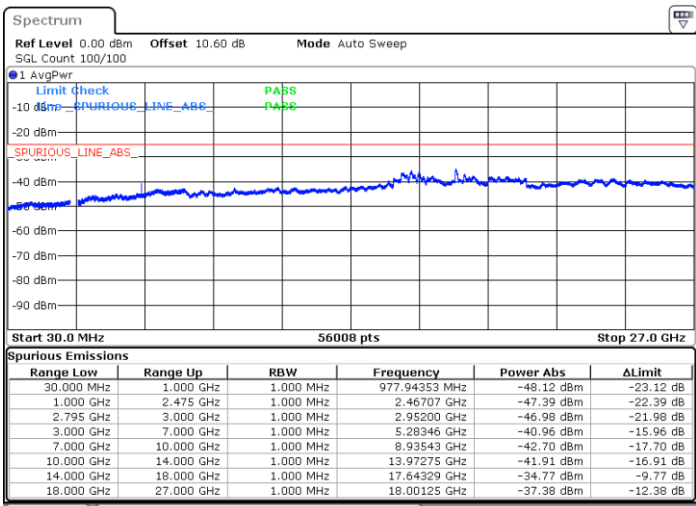
Middle Channel / 1RB1



Date: 17.AUG.2020 16:40:17

Date: 17.AUG.2020 17:14:40

Highest Channel / 1RB1



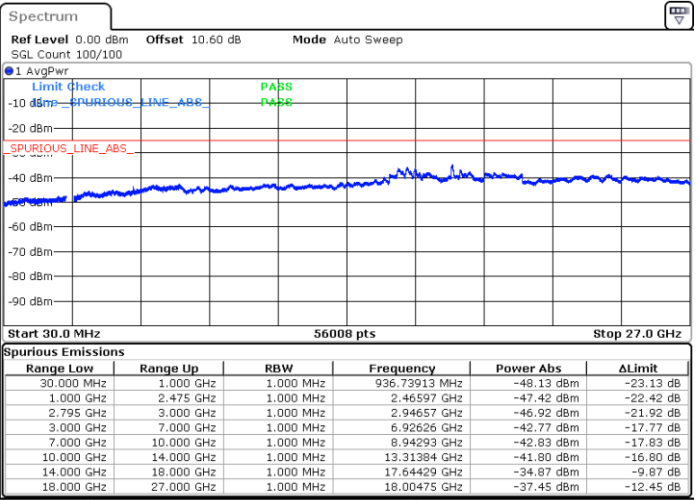
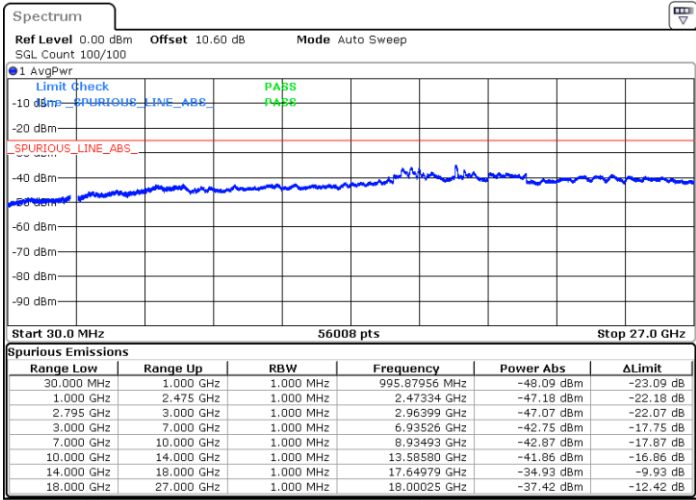
Date: 17.AUG.2020 16:26:55



FR1 n41 / 60MHz / DFT-S OFDM / QPSK

Lowest Channel / 1RB1

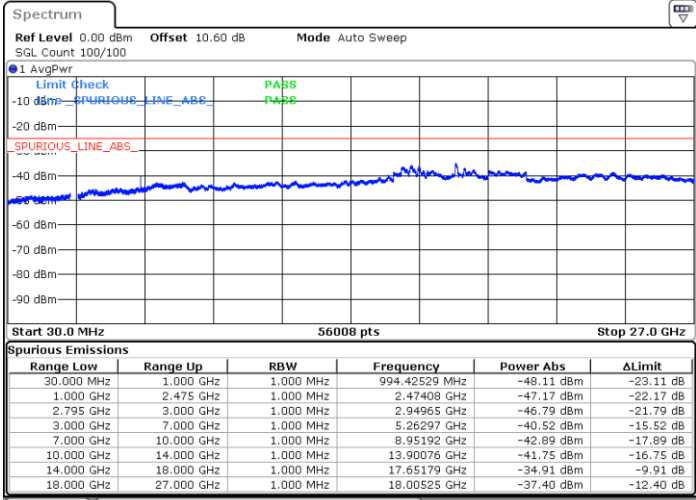
Middle Channel / 1RB1



Date: 17.AUG.2020 16:22:03

Date: 17.AUG.2020 17:16:35

Highest Channel / 1RB1



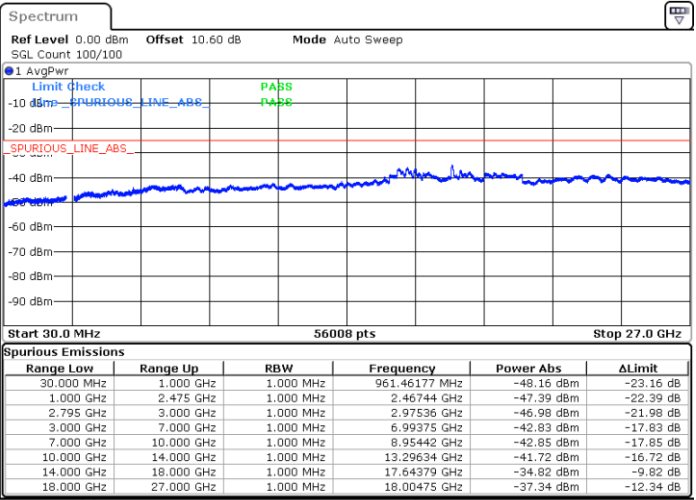
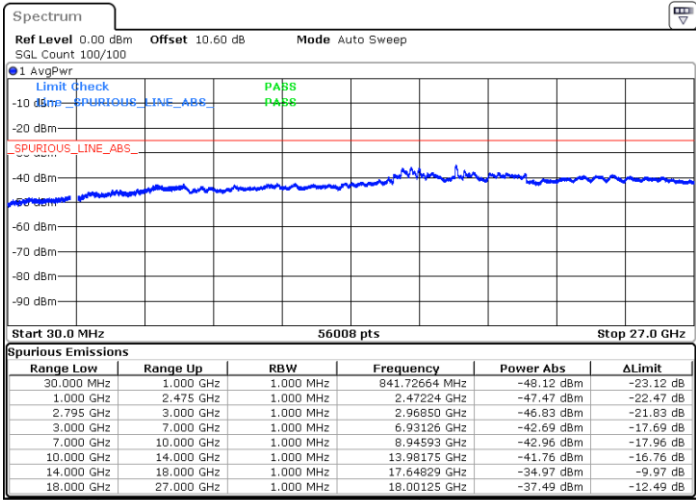
Date: 17.AUG.2020 16:24:36



FR1 n41 / 80MHz / DFT-S OFDM / QPSK

Lowest Channel / 1RB1

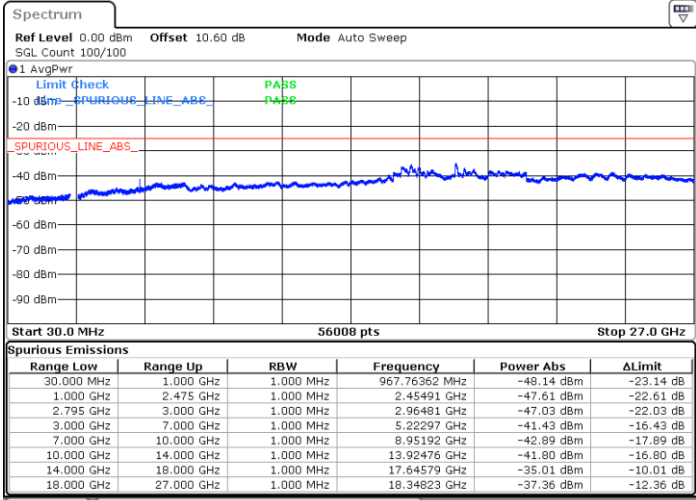
Middle Channel / 1RB1



Date: 17.AUG.2020 16:20:02

Date: 17.AUG.2020 17:18:23

Highest Channel / 1RB1



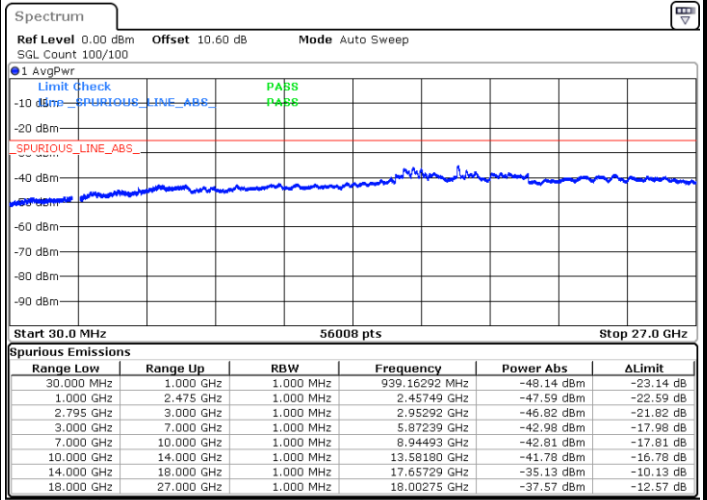
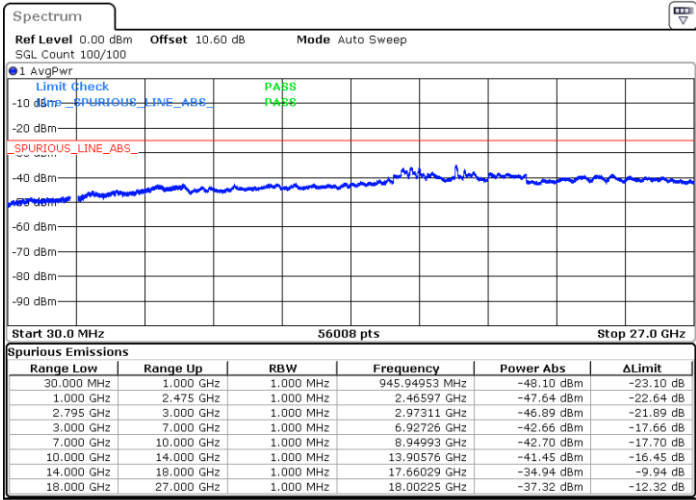
Date: 17.AUG.2020 16:17:17



FR1 n41 / 90MHz / DFT-S OFDM / QPSK

Lowest Channel / 1RB1

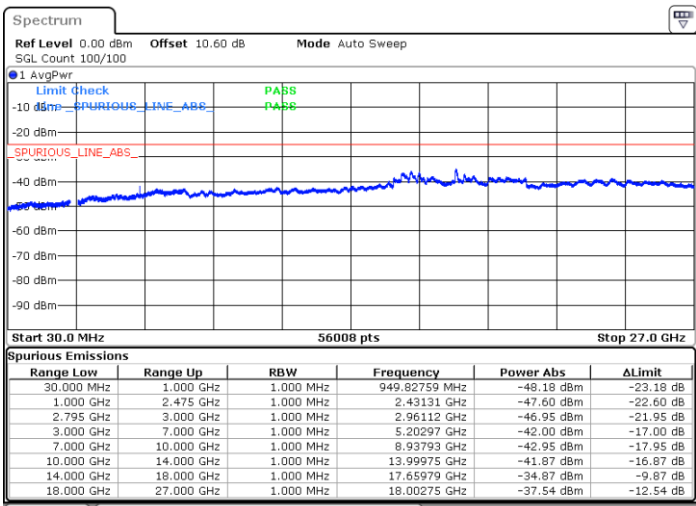
Middle Channel / 1RB1



Date: 17.AUG.2020 16:08:57

Date: 17.AUG.2020 17:21:09

Highest Channel / 1RB1



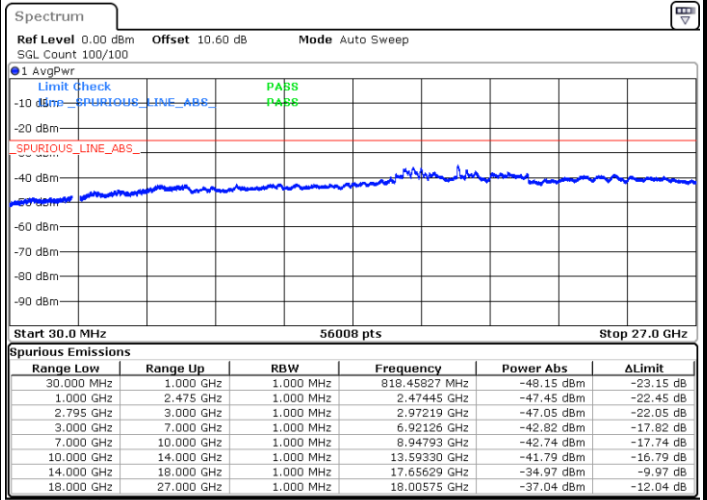
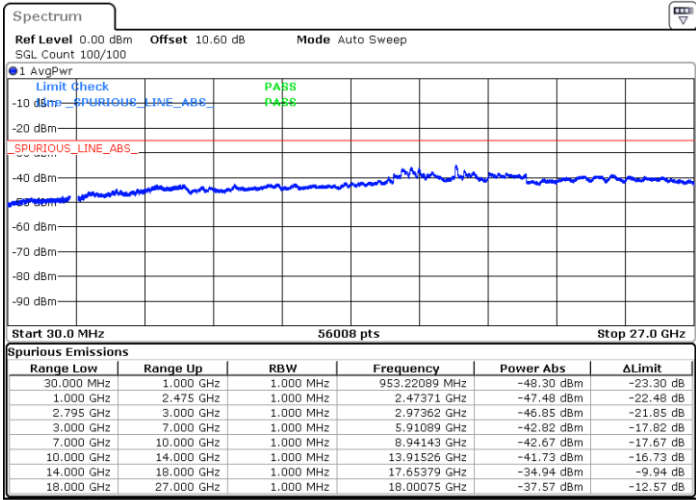
Date: 17.AUG.2020 16:05:29



FR1 n41 / 100MHz / DFT-S OFDM / QPSK

Lowest Channel / 1RB1

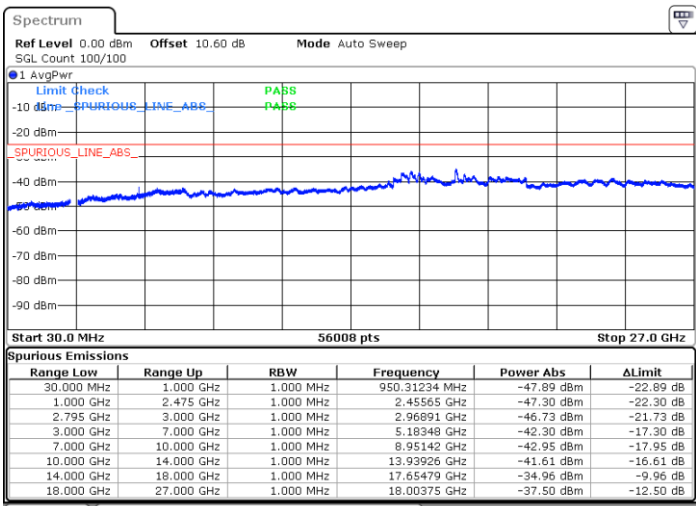
Middle Channel / 1RB1



Date: 17.AUG.2020 16:12:04

Date: 17.AUG.2020 17:25:00

Highest Channel / 1RB1



Date: 17.AUG.2020 16:14:19



Frequency Stability

Test Conditions		FR1 n41 (QPSK) / Middle Channel	Limit
Temperature (°C)	Voltage (Volt)	BW 20MHz	Note 2.
		Deviation (ppm)	Result
50	Normal Voltage	0.0010	PASS
40	Normal Voltage	0.0005	
30	Normal Voltage	0.0005	
20(Ref.)	Normal Voltage	0.0000	
10	Normal Voltage	0.0024	
0	Normal Voltage	0.0020	
-10	Normal Voltage	0.0009	
-20	Normal Voltage	0.0028	
-30	Normal Voltage	0.0011	
20	Maximum Voltage	0.0005	
20	Normal Voltage	0.0000	
20	Battery End Point	0.0018	

Note:

1. Normal Voltage =3.3 V. ; Battery End Point (BEP) =3.1 V. ; Maximum Voltage =3.6 V.
2. The frequency fundamental emissions stay within the authorized frequency block.



Appendix B. Test Results of EIRP and Radiated Test

<DFT-s-OFDM>

EIRP

Maximum Average Power [dBm] (GT - LC = 4 dB)						
BW [MHz]	Mode		Conducted		EIRP	
			Power (dBm)	Power (Watts)	EIRP(dBm)	EIRP(W)
100	EN-DC 41A-n41A	QPSK	26.14	0.4108	30.14	1.0318
100	EN-DC 41A-n41A	QAM	25.53	0.3574	29.53	0.8976
60	EN-DC 41A-n41A	QPSK	26.45	0.4413	30.45	1.1085
50	EN-DC 41A-n41A	QAM	25.69	0.3708	29.69	0.9314
Limit	EIRP < 2W		Result		PASS	

Remark: This EUT supports EN - DC and the LTE is anchor for simultaneous transmission, and only maximum combined power is reported.

NR n41(HPUE) / 20MHz (Average) (GT - LC = 4 dB)							
Channel	Mode	RB		Conducted		EIRP	
		Size	Offset	Power (dBm)	Power (Watts)	EIRP(dBm)	EIRP(W)
Lowest	PI/2 BPSK	25	12	24.63	0.2905	28.63	0.7295
Middle		25	12	24.07	0.2553	28.07	0.6413
Highest		25	12	24.50	0.2819	28.50	0.7080
Lowest	QPSK	1	49	24.87	0.3070	28.87	0.7710
Middle		1	49	24.46	0.2793	28.46	0.7015
Highest		1	49	23.84	0.2422	27.84	0.6082
Lowest	16QAM	1	1	23.35	0.2163	27.35	0.5433
Middle		1	1	23.45	0.2214	27.45	0.5560
Highest		1	1	23.13	0.2056	27.13	0.5165
Lowest	64QAM	1	1	22.30	0.1699	26.30	0.4266
Middle		1	1	22.95	0.1973	26.95	0.4955
Highest		1	1	22.59	0.1816	26.59	0.4561
Lowest	256QAM	1	1	19.79	0.0953	23.79	0.2394
Middle		1	1	20.82	0.1208	24.82	0.3034
Highest		1	1	20.30	0.1072	24.30	0.2692
Limit	EIRP < 2W		Result		PASS		



NR n41(HPUE) / 40MHz (Average) (GT - LC = 4 dB)							
Channel	Mode	RB		Conducted		EIRP	
		Size	Offset	Power (dBm)	Power (Watts)	EIRP(dBm)	EIRP(W)
Lowest	PI/2 BPSK	50	25	23.79	0.2394	27.79	0.6012
Middle		50	25	24.29	0.2686	28.29	0.6746
Highest		50	25	24.77	0.3000	28.77	0.7534
Lowest	QPSK	50	25	24.19	0.2625	28.19	0.6592
Middle		50	25	24.46	0.2793	28.46	0.7015
Highest		50	25	24.72	0.2965	28.72	0.7448
Lowest	16QAM	1	1	23.57	0.2276	27.57	0.5715
Middle		1	1	23.29	0.2134	27.29	0.5358
Highest		1	1	23.49	0.2234	27.49	0.5611
Lowest	64QAM	1	1	22.11	0.1626	26.11	0.4084
Middle		1	1	22.80	0.1906	26.80	0.4787
Highest		1	1	22.79	0.1902	26.79	0.4776
Lowest	256QAM	1	1	19.84	0.0964	23.84	0.2422
Middle		1	1	20.36	0.1087	24.36	0.2729
Highest		1	1	20.35	0.1084	24.35	0.2723
Limit	EIRP < 2W			Result		PASS	

NR n41(HPUE) / 50MHz (Average) (GT - LC = 4 dB)							
Channel	Mode	RB		Conducted		EIRP	
		Size	Offset	Power (dBm)	Power (Watts)	EIRP(dBm)	EIRP(W)
Lowest	PI/2 BPSK	64	32	24.32	0.2704	28.32	0.6793
Middle		64	32	24.30	0.2692	28.30	0.6761
Highest		64	32	24.71	0.2959	28.71	0.7431
Lowest	QPSK	1	131	25.12	0.3251	29.12	0.8166
Middle		1	131	24.49	0.2812	28.49	0.7064
Highest		1	131	24.48	0.2806	28.48	0.7047
Lowest	16QAM	1	1	23.61	0.2297	27.61	0.5768
Middle		1	1	24.16	0.2607	28.16	0.6547
Highest		1	1	24.03	0.2530	28.03	0.6354
Lowest	64QAM	1	1	22.17	0.1649	26.17	0.4140
Middle		1	1	23.21	0.2095	27.21	0.5261
Highest		1	1	22.94	0.1968	26.94	0.4944
Lowest	256QAM	1	1	19.68	0.0929	23.68	0.2334
Middle		1	1	20.84	0.1214	24.84	0.3048
Highest		1	1	20.59	0.1146	24.59	0.2878
Limit	EIRP < 2W			Result		PASS	



NR n41(HPUE) / 60MHz (Average) (GT - LC = 4 dB)							
Channel	Mode	RB		Conducted		EIRP	
		Size	Offset	Power (dBm)	Power (Watts)	EIRP(dBm)	EIRP(W)
Lowest	PI/2 BPSK	81	40	24.23	0.2649	28.23	0.6653
Middle		81	40	24.22	0.2643	28.22	0.6638
Highest		81	40	24.82	0.3034	28.82	0.7621
Lowest	QPSK	1	160	25.30	0.3389	29.30	0.8512
Middle		1	160	24.24	0.2655	28.24	0.6669
Highest		1	160	24.24	0.2655	28.24	0.6669
Lowest	16QAM	1	1	23.53	0.2255	27.53	0.5663
Middle		1	1	23.92	0.2467	27.92	0.6195
Highest		1	1	23.55	0.2265	27.55	0.5689
Lowest	64QAM	1	1	22.04	0.1600	26.04	0.4018
Middle		1	1	22.85	0.1928	26.85	0.4842
Highest		1	1	22.52	0.1787	26.52	0.4488
Lowest	256QAM	1	1	19.66	0.0925	23.66	0.2323
Middle		1	1	20.66	0.1165	24.66	0.2925
Highest		1	1	20.50	0.1123	24.50	0.2819
Limit	EIRP < 2W			Result		PASS	

NR n41(HPUE) / 80MHz (Average) (GT - LC = 4 dB)							
Channel	Mode	RB		Conducted		EIRP	
		Size	Offset	Power (dBm)	Power (Watts)	EIRP(dBm)	EIRP(W)
Lowest	PI/2 BPSK	1	1	24.78	0.3007	28.78	0.7551
Middle		1	1	23.68	0.2334	27.68	0.5862
Highest		1	1	23.85	0.2427	27.85	0.6096
Lowest	QPSK	1	215	25.03	0.3185	29.03	0.7999
Middle		1	215	24.61	0.2891	28.61	0.7262
Highest		1	215	24.13	0.2589	28.13	0.6502
Lowest	16QAM	1	1	23.76	0.2377	27.76	0.5971
Middle		1	1	23.90	0.2455	27.90	0.6166
Highest		1	1	23.32	0.2148	27.32	0.5396
Lowest	64QAM	1	1	22.23	0.1672	26.23	0.4198
Middle		1	1	22.79	0.1902	26.79	0.4776
Highest		1	1	22.28	0.1691	26.28	0.4247
Lowest	256QAM	1	1	19.91	0.0980	23.91	0.2461
Middle		1	1	20.90	0.1231	24.90	0.3091
Highest		1	1	20.57	0.1141	24.57	0.2865
Limit	EIRP < 2W			Result		PASS	



NR n41(HPUE) / 90MHz (Average) (GT - LC = 4 dB)							
Channel	Mode	RB		Conducted		EIRP	
		Size	Offset	Power (dBm)	Power (Watts)	EIRP(dBm)	EIRP(W)
Lowest	PI/2 BPSK	240	0	24.33	0.2711	28.33	0.6808
Middle		240	0	24.61	0.2891	28.61	0.7262
Highest		240	0	23.26	0.2119	27.26	0.5322
Lowest	QPSK	1	1	24.84	0.3048	28.84	0.7656
Middle		1	1	24.59	0.2878	28.59	0.7228
Highest		1	1	24.39	0.2748	28.39	0.6903
Lowest	16QAM	1	1	24.02	0.2524	28.02	0.6339
Middle		1	1	23.56	0.2270	27.56	0.5702
Highest		1	1	23.40	0.2188	27.40	0.5496
Lowest	64QAM	1	1	22.38	0.1730	26.38	0.4346
Middle		1	1	22.14	0.1637	26.14	0.4112
Highest		1	1	22.01	0.1589	26.01	0.3991
Lowest	256QAM	1	1	19.97	0.0994	23.97	0.2495
Middle		1	1	20.10	0.1024	24.10	0.2571
Highest		1	1	20.11	0.1026	24.11	0.2577
Limit	EIRP < 2W			Result		PASS	

NR n41(HPUE) / 100MHz (Average) (GT - LC = 4 dB)							
Channel	Mode	RB		Conducted		EIRP	
		Size	Offset	Power (dBm)	Power (Watts)	EIRP(dBm)	EIRP(W)
Lowest	PI/2 BPSK	1	1	24.61	0.2891	28.61	0.7262
Middle		1	1	23.53	0.2255	27.53	0.5663
Highest		1	1	24.05	0.2541	28.05	0.6383
Lowest	QPSK	1	271	24.57	0.2865	28.57	0.7195
Middle		1	271	24.78	0.3007	28.78	0.7551
Highest		1	271	23.97	0.2495	27.97	0.6267
Lowest	16QAM	1	1	23.93	0.2472	27.93	0.6209
Middle		1	1	23.44	0.2209	27.44	0.5547
Highest		1	1	23.36	0.2168	27.36	0.5446
Lowest	64QAM	1	1	22.26	0.1683	26.26	0.4227
Middle		1	1	21.87	0.1539	25.87	0.3864
Highest		1	1	21.96	0.1571	25.96	0.3945
Lowest	256QAM	1	1	20.01	0.1003	24.01	0.2518
Middle		1	1	20.44	0.1107	24.44	0.2780
Highest		1	1	20.62	0.1154	24.62	0.2898
Limit	EIRP < 2W			Result		PASS	



<CP-OFDM>

Intra band ENDC EIRP

Maximum Average Power [dBm] (GT - LC = 4 dB)					
Mode		Conducted		EIRP	
		Power (dBm)	Power (Watts)	EIRP(dBm)	EIRP(W)
EN-DC 41A-n41A		25.39	0.3457	29.39	0.8683
Limit	EIRP < 2W	Result		PASS	

Remark:

This EUT supports EN - DC and the LTE is anchor for simultaneous transmission, and only maximum combined power is reported.

NR n41(HPUE) / 20MHz (Average) (GT - LC = 4 dB)							
Channel	Mode	RB		Conducted		EIRP	
		Size	Offset	Power (dBm)	Power (Watts)	EIRP(dBm)	EIRP(W)
Lowest	QPSK	1	1	23.29	0.2134	27.29	0.5358
Middle		1	1	22.96	0.1977	26.96	0.4966
Highest		1	1	22.15	0.1641	26.15	0.4121
Lowest	16QAM	1	1	22.40	0.1738	26.40	0.4366
Middle		1	1	22.62	0.1829	26.62	0.4592
Highest		1	1	22.30	0.1699	26.30	0.4266
Lowest	64QAM	1	1	21.31	0.1353	25.31	0.3397
Middle		1	1	21.69	0.1476	25.69	0.3707
Highest		1	1	21.39	0.1378	25.39	0.3460
Lowest	256QAM	1	1	18.29	0.0675	22.29	0.1695
Middle		1	1	19.23	0.0838	23.23	0.2104
Highest		1	1	18.83	0.0764	22.83	0.1919
Limit	EIRP < 2W	Result		PASS			



NR n41(HPUE) / 40MHz (Average) (GT - LC = 4 dB)							
Channel	Mode	RB		Conducted		EIRP	
		Size	Offset	Power (dBm)	Power (Watts)	EIRP(dBm)	EIRP(W)
Lowest	QPSK	1	1	23.19	0.2085	27.19	0.5237
Middle		1	1	22.70	0.1863	26.70	0.4678
Highest		1	1	22.89	0.1946	26.89	0.4887
Lowest	16QAM	1	1	22.62	0.1829	26.62	0.4592
Middle		1	1	22.25	0.1679	26.25	0.4217
Highest		1	1	22.55	0.1799	26.55	0.4519
Lowest	64QAM	1	1	21.02	0.1265	25.02	0.3177
Middle		1	1	21.25	0.1334	25.25	0.3350
Highest		1	1	21.69	0.1476	25.69	0.3707
Lowest	256QAM	1	1	18.25	0.0669	22.25	0.1679
Middle		1	1	19.24	0.0840	23.24	0.2109
Highest		1	1	19.01	0.0797	23.01	0.2000
Limit	EIRP < 2W			Result		PASS	

NR n41(HPUE) / 50MHz (Average) (GT - LC = 4 dB)							
Channel	Mode	RB		Conducted		EIRP	
		Size	Offset	Power (dBm)	Power (Watts)	EIRP(dBm)	EIRP(W)
Lowest	QPSK	1	1	23.25	0.2114	27.25	0.5309
Middle		1	1	23.72	0.2356	27.72	0.5916
Highest		1	1	23.52	0.2250	27.52	0.5650
Lowest	16QAM	1	1	22.74	0.1880	26.74	0.4721
Middle		1	1	23.35	0.2163	27.35	0.5433
Highest		1	1	23.23	0.2104	27.23	0.5285
Lowest	64QAM	1	1	21.32	0.1356	25.32	0.3405
Middle		1	1	22.35	0.1718	26.35	0.4316
Highest		1	1	22.13	0.1634	26.13	0.4103
Lowest	256QAM	1	1	18.27	0.0672	22.27	0.1687
Middle		1	1	19.34	0.0860	23.34	0.2158
Highest		1	1	18.97	0.0789	22.97	0.1982
Limit	EIRP < 2W			Result		PASS	



NR n41(HPUE) / 60MHz (Average) (GT - LC = 4 dB)							
Channel	Mode	RB		Conducted		EIRP	
		Size	Offset	Power (dBm)	Power (Watts)	EIRP(dBm)	EIRP(W)
Lowest	QPSK	1	1	23.22	0.2099	27.22	0.5273
Middle		1	1	23.46	0.2219	27.46	0.5572
Highest		1	1	23.01	0.2000	27.01	0.5024
Lowest	16QAM	1	1	22.54	0.1795	26.54	0.4509
Middle		1	1	23.07	0.2028	27.07	0.5094
Highest		1	1	22.71	0.1867	26.71	0.4689
Lowest	64QAM	1	1	21.05	0.1274	25.05	0.3199
Middle		1	1	22.19	0.1656	26.19	0.4160
Highest		1	1	21.81	0.1518	25.81	0.3811
Lowest	256QAM	1	1	18.21	0.0663	22.21	0.1664
Middle		1	1	19.05	0.0804	23.05	0.2019
Highest		1	1	18.84	0.0766	22.84	0.1924
Limit	EIRP < 2W			Result		PASS	

NR n41(HPUE) / 80MHz (Average) (GT - LC = 4 dB)							
Channel	Mode	RB		Conducted		EIRP	
		Size	Offset	Power (dBm)	Power (Watts)	EIRP(dBm)	EIRP(W)
Lowest	QPSK	1	1	23.38	0.2178	27.38	0.5471
Middle		1	1	23.43	0.2203	27.43	0.5534
Highest		1	1	22.83	0.1919	26.83	0.4820
Lowest	16QAM	1	1	22.86	0.1932	26.86	0.4853
Middle		1	1	23.04	0.2014	27.04	0.5059
Highest		1	1	22.50	0.1779	26.50	0.4467
Lowest	64QAM	1	1	21.36	0.1368	25.36	0.3436
Middle		1	1	22.15	0.1641	26.15	0.4121
Highest		1	1	21.56	0.1433	25.56	0.3598
Lowest	256QAM	1	1	18.45	0.0700	22.45	0.1758
Middle		1	1	19.48	0.0888	23.48	0.2229
Highest		1	1	19.15	0.0823	23.15	0.2066
Limit	EIRP < 2W			Result		PASS	



NR n41(HPUE) / 90MHz (Average) (GT - LC = 4 dB)							
Channel	Mode	RB		Conducted		EIRP	
		Size	Offset	Power (dBm)	Power (Watts)	EIRP(dBm)	EIRP(W)
Lowest	QPSK	1	1	23.44	0.2209	27.44	0.5547
Middle		1	1	23.12	0.2052	27.12	0.5153
Highest		1	1	22.89	0.1946	26.89	0.4887
Lowest	16QAM	1	1	22.80	0.1906	26.80	0.4787
Middle		1	1	22.68	0.1854	26.68	0.4656
Highest		1	1	22.53	0.1791	26.53	0.4498
Lowest	64QAM	1	1	21.29	0.1346	25.29	0.3381
Middle		1	1	21.60	0.1446	25.60	0.3631
Highest		1	1	21.50	0.1413	25.50	0.3549
Lowest	256QAM	1	1	18.60	0.0725	22.60	0.1820
Middle		1	1	19.43	0.0878	23.43	0.2203
Highest		1	1	19.32	0.0856	23.32	0.2148
Limit	EIRP < 2W			Result		PASS	

NR n41(HPUE) / 100MHz (Average) (GT - LC = 4 dB)							
Channel	Mode	RB		Conducted		EIRP	
		Size	Offset	Power (dBm)	Power (Watts)	EIRP(dBm)	EIRP(W)
Lowest	QPSK	1	1	23.39	0.2183	27.39	0.5483
Middle		1	1	22.98	0.1987	26.98	0.4989
Highest		1	1	22.81	0.1910	26.81	0.4798
Lowest	16QAM	1	1	22.85	0.1928	26.85	0.4842
Middle		1	1	22.51	0.1783	26.51	0.4478
Highest		1	1	22.39	0.1734	26.39	0.4356
Lowest	64QAM	1	1	21.18	0.1313	25.18	0.3297
Middle		1	1	20.96	0.1248	24.96	0.3134
Highest		1	1	21.03	0.1268	25.03	0.3185
Lowest	256QAM	1	1	18.63	0.0730	22.63	0.1833
Middle		1	1	19.63	0.0919	23.63	0.2307
Highest		1	1	19.33	0.0858	23.33	0.2153
Limit	EIRP < 2W			Result		PASS	



Radiated Spurious Emission

41A-n41A HPUE

EN-DC 41A-n41A / 100MHz / PI/2 BPSK									
Channel	Frequency (MHz)	EIRP (dBm)	Limit (dBm)	Over Limit (dB)	SPA Reading (dBm)	S.G. Power (dBm)	TX Cable loss (dB)	TX Antenna Gain (dBi)	Polarization (H/V)
Lowest	4992	-57.97	-25	-32.97	-81.47	-65.32	2.33	9.68	H
	7488	-53.68	-25	-28.68	-81.38	-63.02	2.43	11.78	H
	9990	-49.31	-25	-24.31	-81.44	-58.82	2.69	12.21	H
									H
									H
									H
	4992	-58.31	-25	-33.31	-81.75	-65.66	2.33	9.68	V
	7488	-53.51	-25	-28.51	-81.4	-62.85	2.43	11.78	V
	9990	-49.08	-25	-24.08	-81.19	-58.59	2.69	12.21	V
									V
									V
									V
Middle	5088	-57.38	-25	-32.38	-81.24	-64.69	2.39	9.70	H
	7632	-53.02	-25	-28.02	-81.17	-62.51	2.39	11.88	H
	10170	-48.46	-25	-23.46	-81.06	-58.03	2.70	12.27	H
									H
									H
									H
	5088	-57.74	-25	-32.74	-81.46	-65.05	2.39	9.70	V
	7632	-52.73	-25	-27.73	-81.1	-62.22	2.39	11.88	V
	10172	-48.39	-25	-23.39	-80.8	-57.96	2.70	12.27	V
									V
									V
									V



Highest	5178	-57.63	-25	-32.63	-81.82	-64.89	2.44	9.70	H
	7770	-53.07	-25	-28.07	-81.41	-62.69	2.34	11.96	H
	10368	-48.32	-25	-23.32	-81.41	-57.97	2.69	12.35	H
									H
									H
									H
	5178	-57.48	-25	-32.48	-81.36	-64.74	2.44	9.70	V
	7770	-53.36	-25	-28.36	-82	-62.98	2.34	11.96	V
	10368	-48.88	-25	-23.88	-81.83	-58.53	2.69	12.35	V
									V
									V
									V

Remark: Spurious emissions within 30-1000MHz were found more than 20dB below limit line.



EN-DC 2A-n41A

EN-DC 2A-n41A / 100MHz / PI/2 BPSK									
Channel	Frequency (MHz)	EIRP (dBm)	Limit (dBm)	Over Limit (dB)	SPA Reading (dBm)	S.G. Power (dBm)	TX Cable loss (dB)	TX Antenna Gain (dBi)	Polarization (H/V)
Middle	5086	-56.79	-25	-31.79	-80.06	-64.1	2.39	9.70	H
	7629	-53.11	-25	-28.11	-80.94	-62.6	2.39	11.88	H
	10172	-50.03	-25	-25.03	-82.16	-59.6	2.70	12.27	H
									H
									H
									H
									H
	5086	-56.49	-25	-31.49	-79.91	-63.8	2.39	9.70	V
	7629	-52.91	-25	-27.91	-80.99	-62.4	2.39	11.88	V
	10172	-50.13	-25	-25.13	-82.03	-59.7	2.70	12.27	V
									V
									V
									V
									V

Remark: Spurious emissions within 30-1000MHz were found more than 20dB below limit line.



EN-DC 25A-n41A

EN-DC 25A-n41A / 100MHz / PI/2 BPSK									
Channel	Frequency (MHz)	EIRP (dBm)	Limit (dBm)	Over Limit (dB)	SPA Reading (dBm)	S.G. Power (dBm)	TX Cable loss (dB)	TX Antenna Gain (dBi)	Polarization (H/V)
Middle	5086	-56.99	-25	-31.99	-80.12	-64.3	2.39	9.70	H
	7629	-53.21	-25	-28.21	-81.16	-62.7	2.39	11.88	H
	10172	-50.03	-25	-25.03	-82.08	-59.6	2.70	12.27	H
									H
									H
									H
									H
	5086	-56.79	-25	-31.79	-79.78	-64.1	2.39	9.70	V
	7629	-52.81	-25	-27.81	-81.09	-62.3	2.39	11.88	V
	10172	-50.03	-25	-25.03	-81.96	-59.6	2.70	12.27	V
									V
									V
									V
									V

Remark: Spurious emissions within 30-1000MHz were found more than 20dB below limit line.



EN-DC 26A-n41A

EN-DC 26A-n41A / 100MHz / PI/2 BPSK									
Channel	Frequency (MHz)	EIRP (dBm)	Limit (dBm)	Over Limit (dB)	SPA Reading (dBm)	S.G. Power (dBm)	TX Cable loss (dB)	TX Antenna Gain (dBi)	Polarization (H/V)
Middle	5086	-55.51	-25	-30.51	-79.09	-62.82	2.39	9.70	H
	7629	-52.47	-25	-27.47	-80.26	-61.96	2.39	11.88	H
	10172	-49.77	-25	-24.77	-82.08	-59.34	2.70	12.27	H
									H
									H
									H
									H
	5086	-56.32	-25	-31.32	-79.68	-63.63	2.39	9.70	V
	7629	-52.68	-25	-27.68	-80.76	-62.17	2.39	11.88	V
	10172	-49.76	-25	-24.76	-81.96	-59.33	2.70	12.27	V
									V
									V
									V
									V

Remark: Spurious emissions within 30-1000MHz were found more than 20dB below limit line.



EN-DC 66A-n41A

EN-DC 66A-n41A / 100MHz / PI/2 BPSK									
Channel	Frequency (MHz)	EIRP (dBm)	Limit (dBm)	Over Limit (dB)	SPA Reading (dBm)	S.G. Power (dBm)	TX Cable loss (dB)	TX Antenna Gain (dBi)	Polarization (H/V)
Middle	5086	-55.97	-25	-30.97	-79.57	-63.28	2.39	9.70	H
	7629	-52.69	-25	-27.69	-80.5	-62.18	2.39	11.88	H
	10172	-49.51	-25	-24.51	-81.88	-59.08	2.70	12.27	H
									H
									H
									H
									H
	5086	-56.33	-25	-31.33	-79.68	-63.64	2.39	9.70	V
	7629	-52.28	-25	-27.28	-80.36	-61.77	2.39	11.88	V
	10172	-49.72	-25	-24.72	-81.94	-59.29	2.70	12.27	V
									V
									V
									V
									V

Remark: Spurious emissions within 30-1000MHz were found more than 20dB below limit line.