



Note: Before installing your Cyfre™ Wireless Booster, You Must Read the Entire Contents of this Manual to Insure Proper Amplifier Operation and Performance.

Section # 1 WARNINGS!

- ▽ **Antennas must be mounted a MINIMUM distance of 20 cm (7.87 inches) away from any person.**
- ▽ **An external antenna must be mounted outside a vehicle, boat, RV or home. If mounting an external antenna on the exterior portion of the outside glass of a vehicle, a minimum of 6 feet of separation is needed. Failure To do so may result in booster failure, and will void your warranty. Installation of this system in a convertible style vehicle with less than 6 feet of horizontal antenna separation, and 3 feet of vertical separation with a separation material of metal or fibreglass is not approved as of this time. Installation on a small boat, or center console unit requires the external antenna to be mounted on a T-Top, or other mounting surface at least six feet above the operator and at least six feet from the receive antenna.**
- ▽ **UNDER NO CIRCUMSTANCES CAN AN EXTERIOR ANTENNA BE INSTALLED INSIDE A VEHICLE, boat, RV or home. This action may result in amplifier failure, which will void your warranty.**
- ▽ **The power supply must be plugged into a 12 Volt outlet that is connected to the fuse box of your vehicle, boat or RV and have a minimum of 3-amp fuse, or into a 120 volt AC to 12 volt DC converter.**
- ▽ **Under no circumstances should you power up your amplifier without first properly connecting a 50 ohm 800/ 1900 MHz dual band cellular antenna to both the internal and external antenna connectors. Failure To properly connecting the antennas may result in amplifier failure, which will void your warranty.**
- ▽ **For optimum performance and compatibility with your service provider requirements, it is recommended that the external antenna be installed on the exterior metal roof of your vehicle, or on a metal flat surface of at least two (2) square feet.**
- ▽ **Use of cellular amplifiers with exterior antennas of higher gain than 6dBi gain is in violation of FCC regulations for which the offender will be fully liable, and void your warranty. Use of cellular amplifiers with interior antennas of higher gain than 6dBi gain is in violation of FCC regulations for which the offender will be fully liable, and void your warranty.**
- ▽ **Do not combine the external or interior antenna cable with another coaxial cables. The additional loss of the cable length and connectors could greatly diminish the performance of the amplifier.
***It is recommended that only qualified or informed installation technicians install this product permanently to a vehicle. Installation by any other person is at the risk of the owner and operator.**
- ▽ **Internal antennas must be mounted no closer than 20 cm (7.87 inches) away from any person.**



Section # 2 Parts List

Item Qty	Description
1 1	Cyfre™ Wireless Booster
2 1	Cyfre external magnetic mount antenna with 10ft low loss cable
3 1	Cyfre direct connect antenna with elbow joint connector
4 1	Cyfre 12 volt cigarette power adapter
5 1	Cyfre 4 ft hardwire power cable

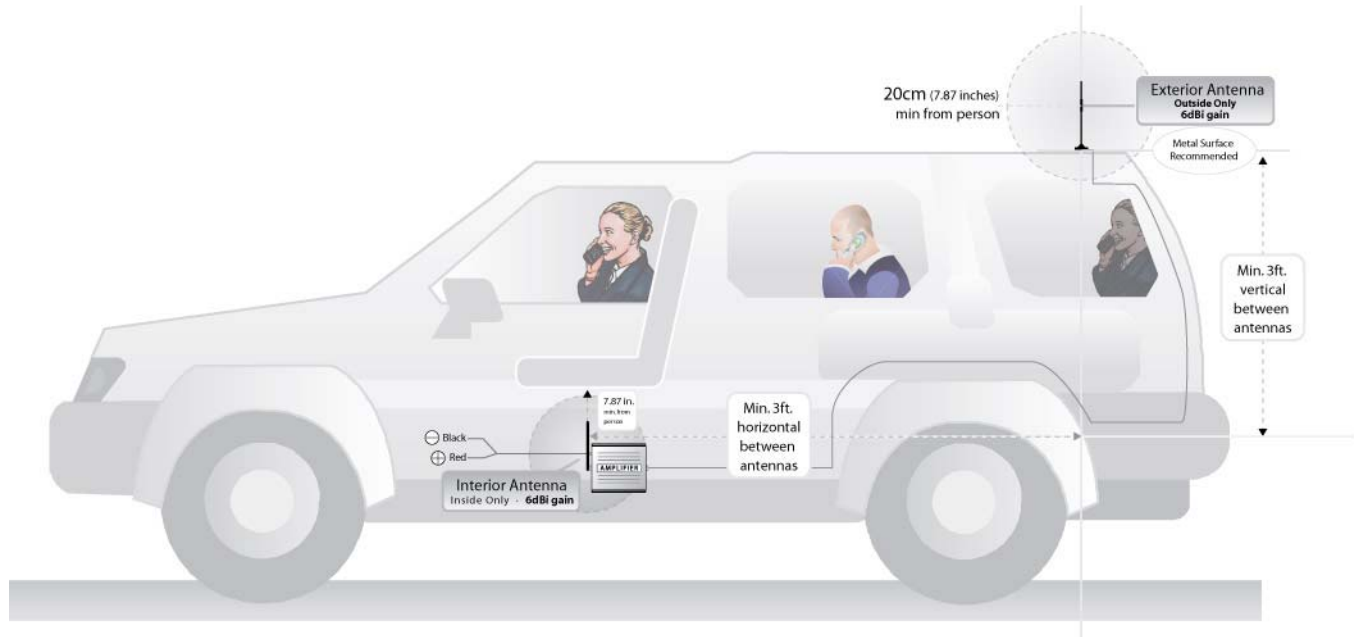


Section # 3 Selecting a Suitable Location to Install Your Booster

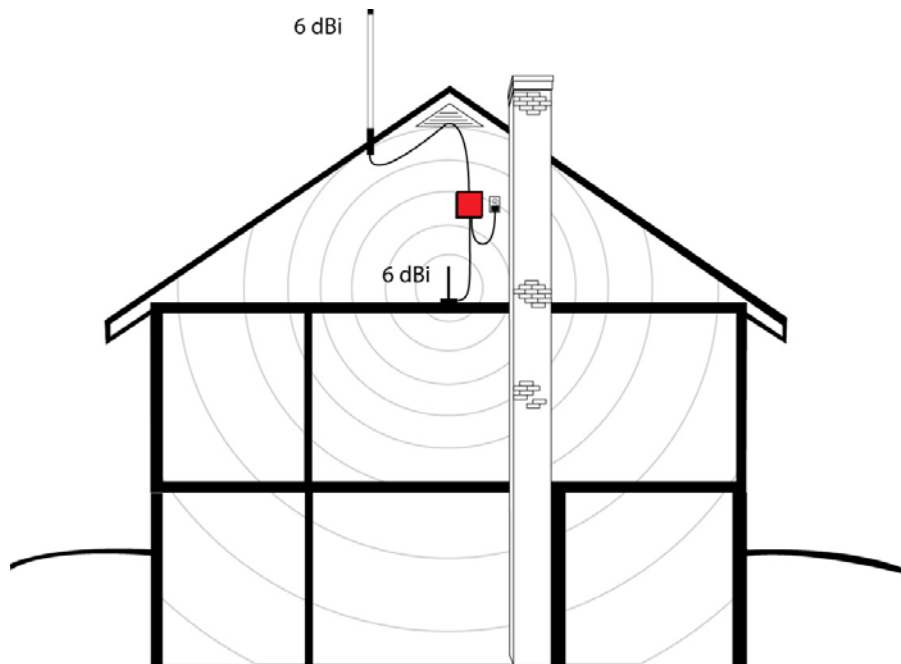
- ▽ All antennas must be mounted a **minimum** distance of 20 cm (7.87 inches) away from any person(s).
- ▽ You may place your wireless booster anywhere inside your vehicle, boat or RV, (except as mentioned above). The amplifier's location should be easily accessible and mounted away from moving parts, excessive heat or moisture.
- ▽ The exterior antenna must be mounted outside the vehicle, boat, RV, or home, and at a distance that can be reached from the supplied antenna cable.
- ▽ If the signal level is decreased, it may be due to location of the interior and exterior antennas location. This can be overcome by re-positioning the two antennas further apart.
- ▽ Make sure there is at least six feet of vertical separation between the exterior and interior antennas.



Section # 4 Installation of the Wireless Booster in a vehicle

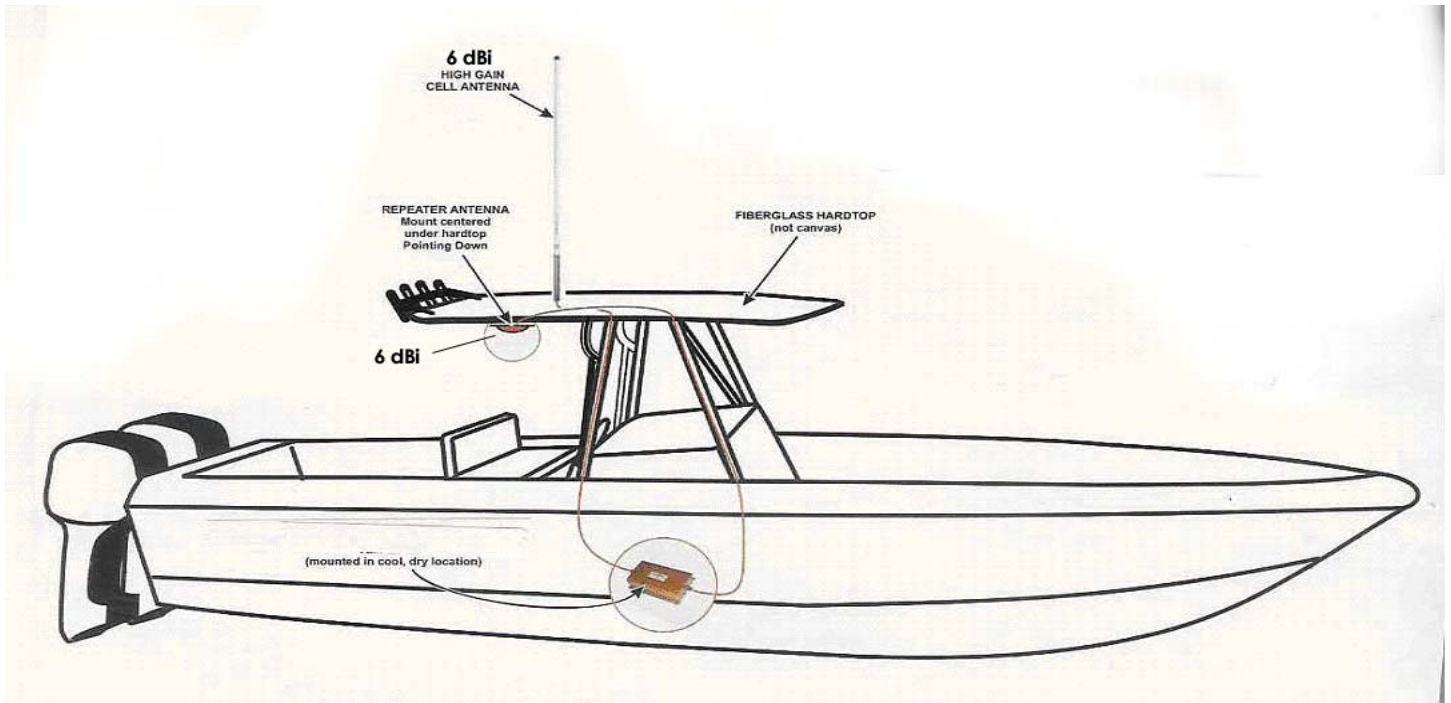


Wireless Booster in home installation





Wireless Booster in boat/RV installation



Section # 5 Optional Accessories

Cyfre Adapters

Cellular Phone & Data Card Adapters



- Connect directly to Cyfre Signal Boosters
- Compatible with all Phones

1. Choose your phone type
2. Choose your phone model
3. Buy from our online store

Cyfre Antennas

Gain even more reception with Cyfre antenna upgrades



Magnetic Mounts



Window Mounts



Hole Mounts



Mirror Mounts

818-777-1100 - www.CyfreAdapters.com



Section # 6 Limited 1 Year Warranty

Cyfre™ warrants that this product is free from any defects in material or workmanship for a period of one year. If a defect in material or workmanship is found, Cyfre™ agrees to repair or replace the product at its own discretion, free of charge, to the original purchaser excluding all shipping charges. To return product, all parts, packaging, and accessories along with original receipt from where you purchased your product must be included with your return. Failure to return all product, parts, packaging, and accessories will result in product The warranty is void if the product has been modified, abused, tampered with, or subjected to abnormal conditions. Any use of non Cyfre™ antennas or cables will void your warranty.

Cyfre
866-55-Cyfre (Toll Free)
805-777-1100 (Phone)
805-777-8232 (Fax)
www.Cyfre.com

2282 Townsgate Road
Westlake Village, CA 91361

Section # 7 Industry Canada RSS-131 Requirements

IVWA819 Specifications per paragraph 5.3

1. The nominal passband gain is 43 dB.
2. The nominal bandwidth is, CDMA 1.2 MHz, TDMA 40 KHz, GSM 300 KHz
3. The rated mean output power:
0.785 W (28.95 dBm) 824.020-848.980 MHz
0.272 W (24.35 dBm) 1850.020 – 1909.980 MHz
0.042 W (16.28 dBm) 869.020 – 893.980 MHz
0.0174 W (12.40 dBm) 1930.020 – 1989.980 MHz
4. The input and output impedance is 50 ohms
5. Notice: The Manufacturer's rated output power of this equipment is for single carrier operation. For situations when multiple carrier signals are present, there is no change in the rating of the unit. Regardless of the input to the unit, the device will not exceed the rated level of output. The output power per band is the same regardless of whether it is single or multi-carrier operation.