



EUROFINS PRODUCT SERVICE GMBH



Testing Cert 1983.01

TEST - REPORT

FCC RULES PARTS 22H and 24E
IC RADIO STANDARDS RSS 132 and RSS 133
for GSM

FCC ID: RFD-CS-SG

Field Controller

CS10

Test report no.: G0M21007-3507-P-2224



Eurofins Product Service GmbH
Storkower Str. 38c, 15526 Reichenwalde,
Germany

Phone +49-33631-888 0
Fax +49-33631-888 660

TABLE OF CONTENTS

1	General information	3
1.1	Notes	3
1.2	Testing laboratory	4
1.3	Details of approval holder	4
1.4	Application details	5
1.5	Test item	5
1.6	Test standards	6
2	Technical test	6
2.1	Summary of test results	6
2.2	Test environment	6
2.3	Test equipment utilized	7
2.4	General test procedure	8
2.5	Test results	9
3	Transmitter parameters	10
3.1	RF power output radiated (ERP, EIRP)	11
3.2	Spurious emission radiated	13
4	Receiver parameters	16
4.1	Spurious emission radiated	16
Annex A	Pictures	18
Annex B	RF power output radiated	25
Annex C	Transmitter spurious emission radiated	50
Annex D	Receiver spurious emissions radiated	134

1 General information

1.1 Notes

The results of this test report relate exclusively to the item tested as specified in chapter "Description of test item" and are not transferable to any other test items.

Eurofins Product Service GmbH is not responsible for any generalisations and conclusions drawn from this report. Any modification of the test item can lead to invalidity of test results and this test report may therefore be not applicable to the modified test item.

The test report may only be reproduced or published in full. Reproducing or publishing extracts of the report requires the prior written approval of the Eurofins Product Service GmbH.

This document is subject to the General Terms and Conditions and the Testing and Certification System of Eurofins Product Service GmbH, available on request or accessible at www.pt.eurofins.com

OPERATOR

08.09.2010

B. Pudell



Date

Eurofins-Lab.


Name

Signature

Technical responsibility for area of testing:

08.09.2010

J. Zimmermann



Date

Name

Signature

1.2 Testing laboratory

1.2.1 Location

EUROFINS PRODUCT SERVICE GMBH
Storkower Strasse 38c
D-15526 Reichenwalde b. Berlin
Germany
Telephone : +49 33631 888 00
Telefax : +49 33631 888 660

1.2.2 Details of accreditation status

DAR ACCREDITED TESTING LABORATORY
DAR-REGISTRATION NUMBER: DAT-P-268/08

RECOGNIZED NOTIFIED BODY EMC
REGISTRATION NUMBER: BNetzA-bS EMV-07/61

RECOGNIZED NOTIFIED BODY R&TTE
REGISTRATION NUMBER: BNetzA-bS-02/51-53

FCC FILED TEST LABORATORY
REG.-No. 96970

A2LA ACCREDITED TESTING LABORATORY
CERTIFICATE NO. 1983.01

BLUETOOTH QUALIFICATION TEST FACILITY (BQTF)
ACCREDITED BY BLUETOOTH QUALIFICATION REVIEW BOARD

INDUSTRY CANADA FILED TEST LABORATORY
REG. NO. IC 3470

1.3 Details of approval holder

Name	: Leica Geosystems AG
Street	: Heinrich Wild Strasse 1
Town	: CH-9435 Heerbrugg
Country	: Switzerland
Telephone	: +41 71 727 3098
Fax	: +41 71 726 5098
Contact	: Herr Hannes Juen
E-Mail	: Hannes.Juen@Leica-Geosystems.com

1.4 Application details

Date of receipt of application : 27.07.2010
Date of receipt of test item : 27.07.2010
Date of test : 02.09.2010 - 03.09.2010

1.5 Test item

Description of test item : Field Controller
Type identification : CS10
Photos : See annex A.

Technical data

GSM

Frequency range Tx - GSM 850 : 824.2 - 848.80 MHz
Frequency range Tx - PCS : 1850.2 - 1909.8 MHz
Frequency range Rx - GSM 850 : 869.2 - 893.8 MHz
Frequency range Rx - PCS : 1930.2 - 1989.8 MHz
Antenna Type : internal antenna

	<u>GSM 850</u>	<u>PCS 1900</u>
Antenna Gain	: 2dBi	1dBi
Power supply	: 7.4VDC	
Operating mode	: duplex	
Type of modulation	: GMSK (GSM, GPRS, EGPRS)	
Emission	: GXW (GSM, GPRS, EGPRS)	
Used module	: G864-G (manufacturer: Telit Communications S.p.A)	
FCC ID module	: RI7UC864G	

Manufacturer:

(if applicable)

Name : Leica Geosystems Inc.
Street : 2160 Breckinride Blvd., Bldg. 100, Suite 100
Town : 30043 Lawrenceville, Georgia
Country : USA

1.6 Test standards

Technical standard : FCC Parts: 22H, 24E, 2, 15
IC Standards: RSS 132, RSS 133

Additional information : Because of using the GSM 850 as an alternative technology in 850 MHz band, not all test cases of FCC Part 22 are required.

This test report covers the test which are related to GSM radio technology in GSM 850 band and GSM 1900 band only.

The manufacturer declares that the device Field Controller CS10 used the module GE864-G of the company Telit.

Therefore a shortened test plan was created in confirmation with the manufacturer.

2 Technical test

2.1 Summary of test results

No deviations from the technical specification(s) were ascertained in the course of the tests performed.

or

The deviations as specified in 2.5 were ascertained in the course of the tests performed.

2.2 Test environment

Temperature : 25 °C

Relative humidity content : 20 ... 75 %

Air pressure : 86 ... 103 kPa

2.3 Test equipment utilized

No.	Test equipment	Type	Manufacturer
ETS 0014	Log Periodical Antenna	HL 025	R & S
ETS 0059	Kikusui amplifier	PCR 2000L	Keytek/ EMC
ETS 0085	Shielded room	SR 1	Frankonia
ETS 0251	Climatic chamber	VT 4004	Vötsch
ETS 0281	Spectrum Analyzer	FSM	R & S
ETS 0288	Artificial mains	ESH2-Z5	R & S
ETS 0294	Biconical antenna	HK 116	R & S
ETS 0295	LPD antenna	HL 223	R & S
ETS 0310	Anechoic chamber	AC 3	Frankonia
ETS 0375	Vector Signal Gener.	SMIQ03B	R & S
ETS 0376	Signal Generator	SMP22	R & S
ETS 0378	Advanced Signal Conditioning Unit	ASCU190	R & S
ETS 0379	Advanced Signal Conditioning Unit	ASCU180	R & S
ETS 0380	Advanced Signal Conditioning Unit	ASCU900	R & S
ETS 0382	Vector Signal Gener.	SMIQ03B	R & S
ETS 0383	Spectrum Analyzer	FSU26	R & S
ETS 0384	Main Frame Signal and Conditioning Unit	SSCU-GW	R & S
ETS 0385	Protocol Slave	CRTU-RU (CRTU-G)	R & S
ETS 0386	Power meter	NRVD	R & S
ETS 0390	System PC PC3600	TS-PC36	R & S
ETS 0394	Advanced Signal Conditioning Unit	ASCUFDD-WCDMA	R & S
ETS 0413	Signal Analyzer	FSIQ 26	R & S
ETS 0416	Power Supply	EX752M	TTi
ETS 0473	GSM / UMTS System Simulator	TS 8950	R&S
ETS 0476	EMI Test receiver	ESCS 30	R&S
ETS 0484	Radio Communication Tester	CMU 200	R&S

2.4 General test procedure

POWER LINE CONDUCTED INTERFERENCE: The procedure used was ANSI STANDARD C63.4-2003 5.2 using a 50 μ H LISN (if necessary). Both lines were observed. The bandwidth of the spectrum analyzer was 10 kHz with an appropriate sweep speed.

RADIATION INTERFERENCE: The test procedure used was ANSI STANDARD C63.4-2003 6.4 using a spectrum analyzer. The resolution bandwidth of the spectrum analyzer was 100 kHz for measurements below 1 GHz and RBW 1 MHz was used above 1 GHz. The analyzer was calibrated in dB above a microvolt at the output of the antenna.

FORMULA OF CONVERSION FACTORS for Field strength: The Field Strength at 3 m was established by adding the meter reading of the spectrum analyzer (which is set to read in units of dB μ V) to the antenna correction factor supplied by the antenna manufacturer. The antenna correction factors are stated in terms of dB.

Example:

Freq. (MHz)	METER READING + ACF + CABLE LOSS (to the receiver) = FS
33	20 dB μ V + 10.36 dB + 6 dB = 36.36 dB μ V/m @ 3 m

ANSI STANDARD C63.4-2003 6.2.1 MEASUREMENT PROCEDURES: The UUT was placed on a table 80 cm high and with dimensions of 1 m by 1.5 m (non metallic table). The UUT was placed in the center of the table. The table used for radiated measurements is capable of continuous rotation. The spectrum was scanned from 30 MHz to at least 10th harmonic of the fundamental.

Peak readings were taken in three (3) orthogonal planes and the highest readings.

Measurements were made by Eurofins Product Service GmbH at the registered open field test site located at Storkower Str. 38c, 15526 Reichenwalde, Germany.

When an emission was found, the table was rotated to produce the maximum signal strength. At this point, the antenna was raised and lowered from 1 m to 4 m. The antenna was placed in both the horizontal and vertical planes.

ANTENNA & GROUND:

This unit uses internal antennas.

2.5 Test results

 1st test

 test after modification

 production test

TEST CASE	FCC 47 CFR PART	IC RSS	Required	Test passed	Test failed
<i>TRANSMITTER PARAMETERS</i>					
RF power output conducted	2.1046 22.913(a) 24.232(c)	Gen §4.6 132 §4.4 133 §4.3	<input type="checkbox"/>	<input type="checkbox"/>	<input type="checkbox"/>
RF power output radiated (ERP, EIRP)	22.913(a) 24.232(c)	132 §4.4 133 §4.3	<input checked="" type="checkbox"/>	<input checked="" type="checkbox"/>	<input type="checkbox"/>
Occupied bandwidth	2.1049	Gen §4.4.1	<input type="checkbox"/>	<input type="checkbox"/>	<input type="checkbox"/>
Emission bandwidth	22.917(b) 24.238(b)	-	<input type="checkbox"/>	<input type="checkbox"/>	<input type="checkbox"/>
Frequency stability	2.1055 22.355 24.235	Gen §4.5 132 §4.3 133 §4.2	<input type="checkbox"/>	<input type="checkbox"/>	<input type="checkbox"/>
Spurious emission conducted (antenna terminal)	2.1051 22.917 24.238	Gen §4.7 132 §4.5 133 §4.4	<input type="checkbox"/>	<input type="checkbox"/>	<input type="checkbox"/>
Spurious emission radiated	2.1053 22.917 24.238	Gen §4.7 132 §4.5 133 §4.4	<input checked="" type="checkbox"/>	<input checked="" type="checkbox"/>	<input type="checkbox"/>
Block edge compliance	22.917(b) 24.238(b)	132 §4.5.1.1 133 §4.4	<input type="checkbox"/>	<input type="checkbox"/>	<input type="checkbox"/>
AC power line conducted emissions	15.207	-	<input type="checkbox"/>	<input type="checkbox"/>	<input type="checkbox"/>
<i>RECEIVER PARAMETERS</i>					
Radiated emissions	2.1053 15.109	Gen 4.8 132 §4.6 133 §4.5	<input checked="" type="checkbox"/>	<input checked="" type="checkbox"/>	<input type="checkbox"/>

3 Transmitter parameters

3.1 RF power output, radiated

Reference

	Cellular telephone 850 MHz	PCS 1900 MHz
FCC	CFR part 22.913(a)	CFR part 24.232(c)
IC	RSS-132 Issue 2, §4.4	RSS-133 Issue 3, §4.3

Method of measurement

The EUT was positioned on a non-conductive turntable, 0.8m above the ground plane on an open test site. The radiated emission at the fundamental frequency was measured at 3m distance with a test antenna and spectrum analyzer.

Worst case emission was recorded with the rotation of the turntable and the raising and lowering of the test antenna.

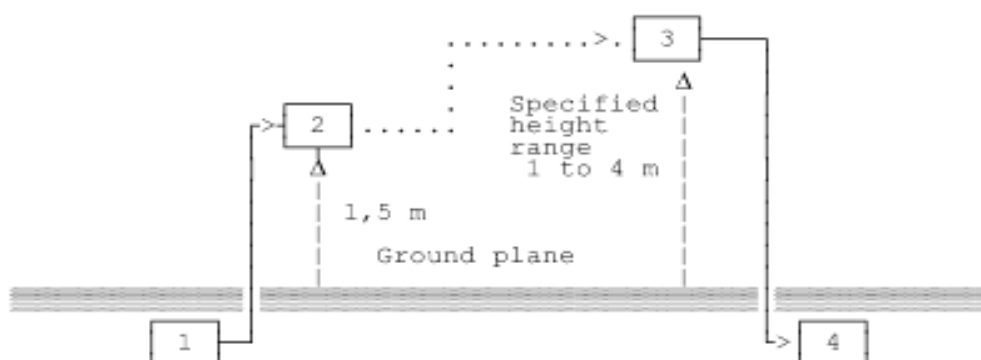
ERP in frequency band 824.2 - 848.8 MHz, and EIRP in frequency band 1850.2 - 1909.8 MHz were measured using a substitution method. The EUT was replaced by half-wave dipole (824.2 - 848.8 MHz) or horn antenna (1850.2 - 1909.8 MHz) connected to a signal generator.

Substitution RF power measurement at Eurofins Product Service GmbH

General:

The applied substitution method follows ANSI/TIA/EIA-603, ANSI/TIA/EIA-102.CAAA or the appropriate ETSI rules respectively.

The actual signal generated by the EUT can be determined by means of a substitution measurement in which a known signal source replaces the device to be measured.



- 1) Signal generator;
- 2) Substitution antenna;
- 3) Test antenna;
- 4) Spectrum analyzer or selective voltmeter.

The substitution antenna replaces the transmitter antenna at the same position and in vertical polarization. The frequency of the signal generator shall be adjusted to the measurement frequency. The test antenna shall be raised or lowered, if necessary, to ensure that the maximum signal is still received. The input signal to the substitution antenna shall be adjusted in level until an equal or a known related level to that detected from the transmitter is obtained in the measurement receiver.

If a fully anechoic chamber is used as test site in order to provide free space conditions there is no need to change the height of the antenna.

The measurement will be repeated in horizontal position.

Calibration:

In order to make this kind of measurement more effective and to avoid subjective measurement faults Eurofins has installed automatic computer controlled measurement procedures.

With the above described substitution method a test site is calibrated over the full frequency range which is used in suitable frequency steps. For a certain power level on the substitution antenna the received power over the whole frequency range is documented. All necessary antenna gains, cable losses, filter losses and amplifications of preamplifiers are taken in consideration. The summary of this calibration measurement performs a transducer factor that is related to the considered test site and a certain measurement distance. Differences of the radiated power levels of different test samples are determined by internal attenuation of the measurement receiver. The proper function of such test site will be maintained by short term plausibility checks and periodical re-calibration.

Testing:

The test sample is put on the table at the defined position and the measurement receiver receives and documents the radiated power. On test sites with ground plane the measurement antenna will be lowered and raised to maximum values at significant frequencies.

For peak power measurements the sample is turned by the turntable over 360 degree in order to find the direction with the maximum radiation or to document the max reading with the MAXHOLD function during the rotation.

Limits

Maximum e.i.r.p. output power limits		
	Cellular telephone 850 MHz	PCS 1900 MHz
FCC	38,5 dBm (7 Watts), ERP	33 dBm (2 Watts), EIRP
IC	38 dBm (6.3 Watts), ERP	33 dBm (2 Watts), EIRP

Test Results

RF output power radiated	
Measurement Conditions	
Measurement distance :	3m
Modulated :	<input checked="" type="checkbox"/> Yes <input type="checkbox"/> No
Channel [MHz]	radiated output power [dBm]
Cellular telephone 850MHz (GPRS) (ERP)	
128	31.45
188	31.56
251	32.10
PCS 1900MHz (GPRS) (EIRP)	
512	31.92
661	31.53
810	30.21
Cellular telephone 850MHz (EGPRS) (ERP)	
128	31.25
188	31.54
251	32.09
Cellular telephone 1900MHz (EGPRS) (EIRP)	
512	31.14
661	30.88
810	29.57
See attached diagrams in Annex	
Verdict	PASS

3.2 Spurious emission radiated

Reference

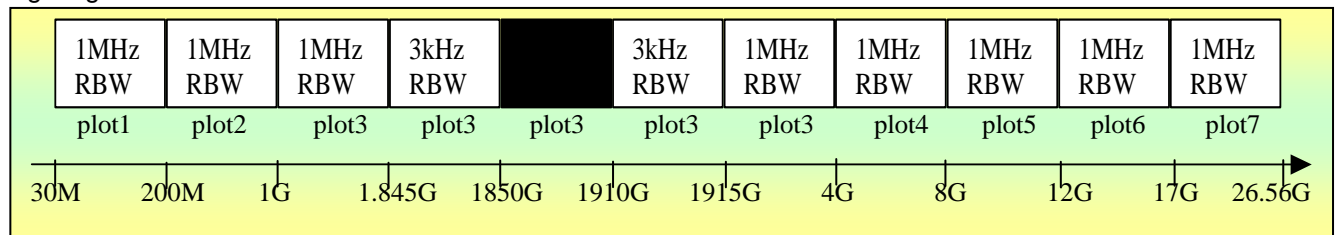
	Cellular telephone 850 MHz	PCS 1900 MHz
FCC	CFR part 22.917, 2.1053	CFR part 24.238, 2.1053
IC	RSS-132 Issue 2, §4.5 RSS-Gen Issue 1, §4.7	RSS-133 Issue 3, §4.4 RSS-Gen Issue 1, §4.7

Method of measurement

The EUT was positioned on a non-conductive turntable, 0.8m above the ground plane. The radiated emission at the fundamental frequency was measured at 3 m distance with a test antenna and spectrum analyzer.

Worst case emission was recorded with the rotation of the turntable and the raising and lowering of the test antenna.

ERP was measured using a substitution method. The EUT was replaced by horn antenna connected to a signal generator.



The frequency range up to tenth harmonic was investigated.

The tests of spurious radiated emission have been carried out with the EKS-Software from Rohde & Schwarz.

The analyzer gives automatic the measurements of spectral plots to the EKS software.

In the 1st 1 MHz band outside the band edge nearest the channel of interest a 3 kHz res. BW is used. The measurements from 30 MHz to 1845 GHz and 1915 GHz to 26.56 GHz were performed with a measurement bandwidth of 1 MHz.

Calculation of test results:

Such factors like antenna correction, cable loss, external attenuation etc. are already included in the provided measurement results. This is done by using validated test software and calibrated test system according the accreditation requirements.

The peak and average spurious emission plots was measured with the average limits. In the Table being listed the critical peak and average value an exhibit the compliance with the above calculated Limits.

Limits

	Cellular telephone 850 MHz	PCS 1900 MHz
FCC	Pc - (43 + 10 log (P) dB)	Pc - (43 + 10 log (P) dB)
IC	Pc - (43 + 10 log (P) dB)	Pc - (43 + 10 log (P) dB)

Results:

Transmitter radiated spurious emissions						
Measurement Conditions						
Measurement distance :		3m				
Modulated :		<input checked="" type="checkbox"/> Yes <input type="checkbox"/> No				
Channel Frequency [MHz]	Emission Frequency [MHz]	Polarization	Measured Field Strength [dB μ V/m]	Limit@3m [dB μ V/m]	Detector	Margin [dB]
GPRS						
128	1.6493	v	-32.39	-13.0	Peak	-19.39
128	2.4729	v	-20.80	-13.0	Peak	-7.18
128	1.6493	h	-32.09	-13.0	Peak	-19.09
128	2.4729	h	-17.83	-13.0	Peak	-4.83
188	1.6733	h	-32.77	-13.0	Peak	-19.77
188	2.5090	h	-20.34	-13.0	Peak	-7.34
188	2.5090	v	-23.62	-13.0	Peak	-10.62
251	2.5450	v	-29.48	-13.0	Peak	-16.48
251	2.5450	h	-26.95	-13.0	Peak	-13.95
128	823.98	v	-28.10	-13.0	Peak	-15.10
128	823.97	h	-18.46	-13.0	Peak	-5.46
251	849.00	v	-27.46	-13.0	Peak	-14.46
251	849.01	h	-15.92	-13.0	Peak	-2.92
See attached diagrams in Annex						
Verdict					PASS	

Transmitter radiated spurious emissions						
Measurement Conditions						
Measurement distance :		3m				
Modulated :		<input checked="" type="checkbox"/> Yes <input type="checkbox"/> No				
Channel Frequency [MHz]	Emission Frequency [MHz]	Polarization	Measured Field Strength [dB μ V/m]	Limit@3m [dB μ V/m]	Detector	Margin [dB]
EGPRS						
128	1.6493	hor	-30.81	-13.0	Peak	-17.81
128	2.4729	hor	-20.63	-13.0	Peak	-7.63
128	1.6493	ver	-32.68	-13.0	Peak	-19.68
128	2.4729	ver	-20.97	-13.0	Peak	-7.97
188	2.5090	ver	-23.93	-13.0	Peak	-10.93
188	2.5090	hor	-22.02	-13.0	Peak	-9.02
251	2.5450	hor	-28.77	-13.0	Peak	-15.77
251	2.5450	ver	-29.24	-13.0	Peak	-16.24
See attached diagrams in Annex						
Verdict					PASS	

4 Receiver parameters

4.1 Radiated emissions

Reference

	Cellular telephone 850 MHz	PCS 1900 MHz
FCC	CFR part 15.109, 2.1053	CFR part 15.109, 2.1053
IC	RSS-132 Issue 2, 4.6 RSS-Gen Issue 1, §4.8	RSS-133 Issue 3, §4.5 RSS-Gen Issue 1, §4.8

Method of measurement

The receiver shall be operated in the normal receive mode near the mid-point of the band(s) over which the receiver is designed to operate.

The measurement method is the radiated emission measurement. The measurement starts at 30 MHz and ends at least 3 times the highest tunable local oscillator frequency (6 GHz).

Limits

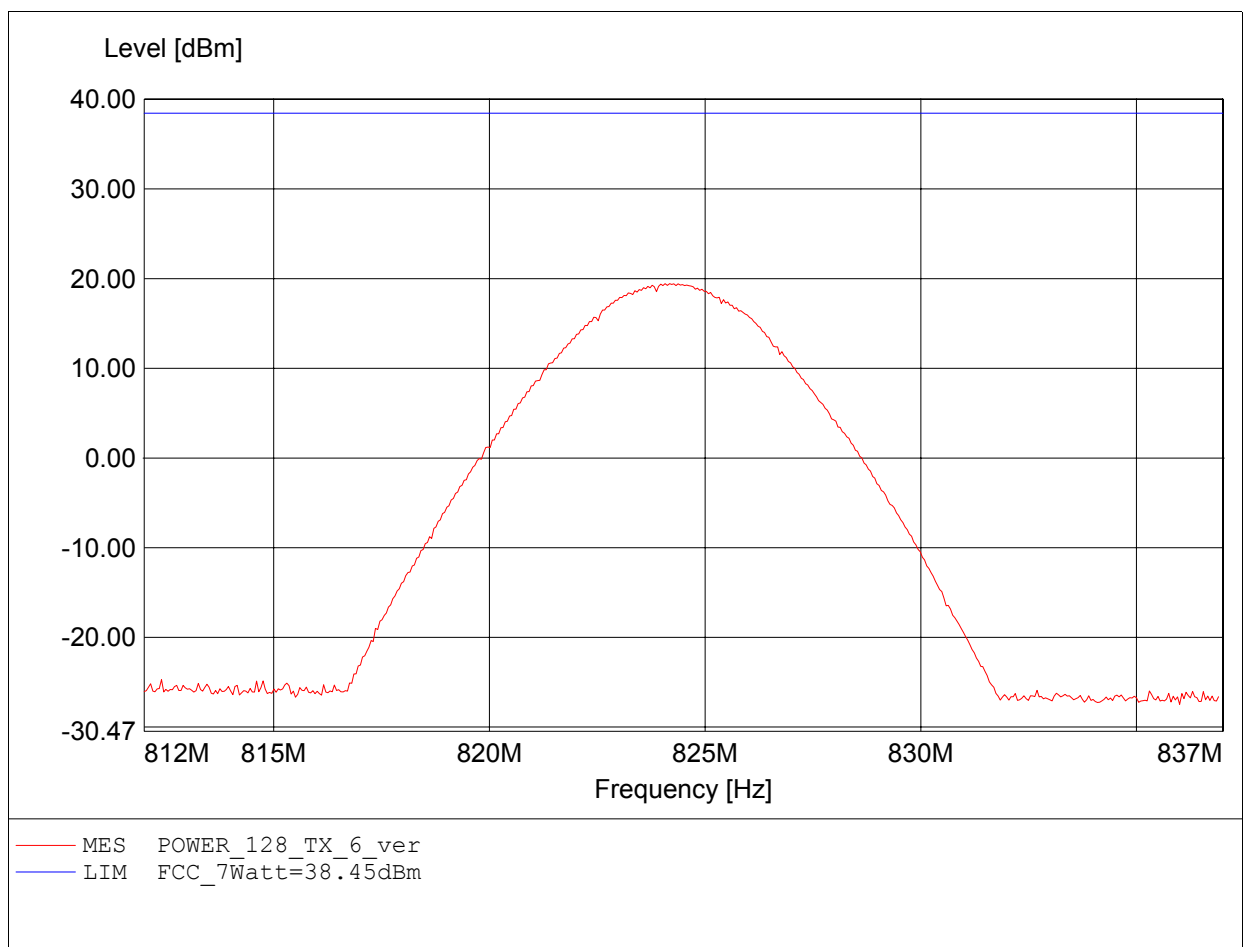
Receiver spurious emission limits @ 3m				
Frequency range [MHz]	Detector	Limit@3m [μ V/m]	Calculated Limit @ 3m [dB μ V/m]	Measurement Distance [m]
30 – 88	Quasi-Peak	100	40	3
88 – 216	Quasi-Peak	150	43.5	3
216 – 960	Quasi-Peak	200	46	3
960 – 1000	Quasi-Peak	500	54	3
> 1000	Average	500	54	3

Transmitter radiated spurious emissions						
Measurement Conditions						
Measurement distance :		3m				
Modulated :		<input checked="" type="checkbox"/> Yes <input type="checkbox"/> No				
Channel Frequency [MHz]	Emission Frequency [MHz]	Polarization	Measured Field Strength [dB μ V/m]	Limit@3m [dB μ V/m]	Detector	Margin [dB]
EGPRS						
128	1.6493	hor	-30.81	-13.0	Peak	-17.81
128	2.4729	hor	-20.63	-13.0	Peak	-7.63
128	1.6493	ver	-32.68	-13.0	Peak	-19.68
128	2.4729	ver	-20.97	-13.0	Peak	-7.97
188	2.5090	ver	-23.93	-13.0	Peak	-10.93
188	2.5090	hor	-22.02	-13.0	Peak	-9.02
251	2.5450	hor	-28.77	-13.0	Peak	-15.77
251	2.5450	ver	-29.24	-13.0	Peak	-16.24
See attached diagrams in Annex						
Verdict					PASS	

Annex B RF power output radiated

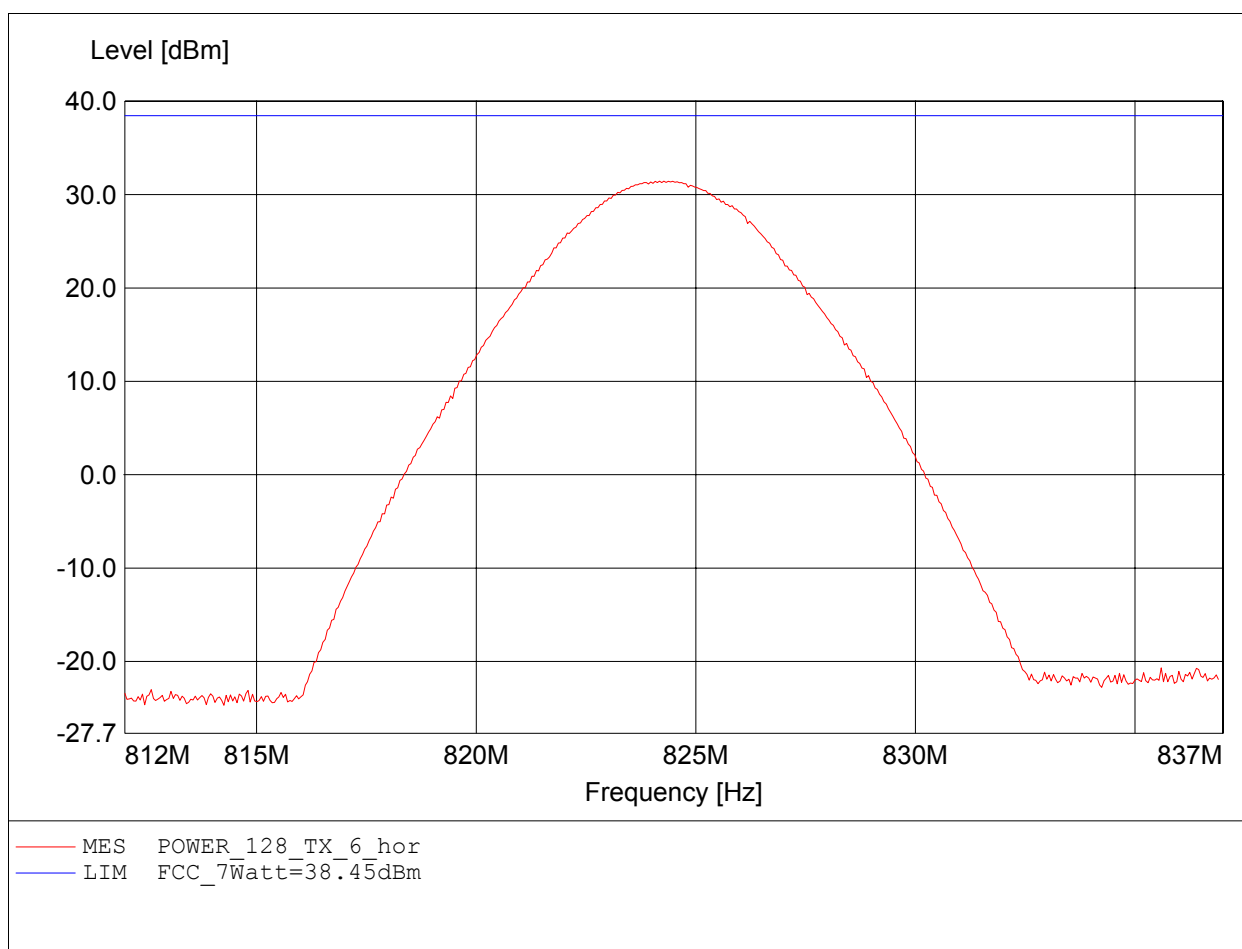
**Effective Radiated Power
FCC RULES PART 22 SUBPART H**

Approval Holder: Leica Geosystems AG
EUT / Model: Field controller
CS10 / EUT horizontal / Mode: GPRS
Test Site / Operator: Eurofins Product Service GmbH / Mr. Pudell
Test Conditions 1: Tnom: 25°C / Unom.: 7.4V battery
Test Conditions 2: Freq. / CH: 128
Comment 1: Dist.: 3m, Ant.: HL223
Comment 2: Freq: 824.074MHz, Pmax: 19.44dBm, RBW: 3MHz



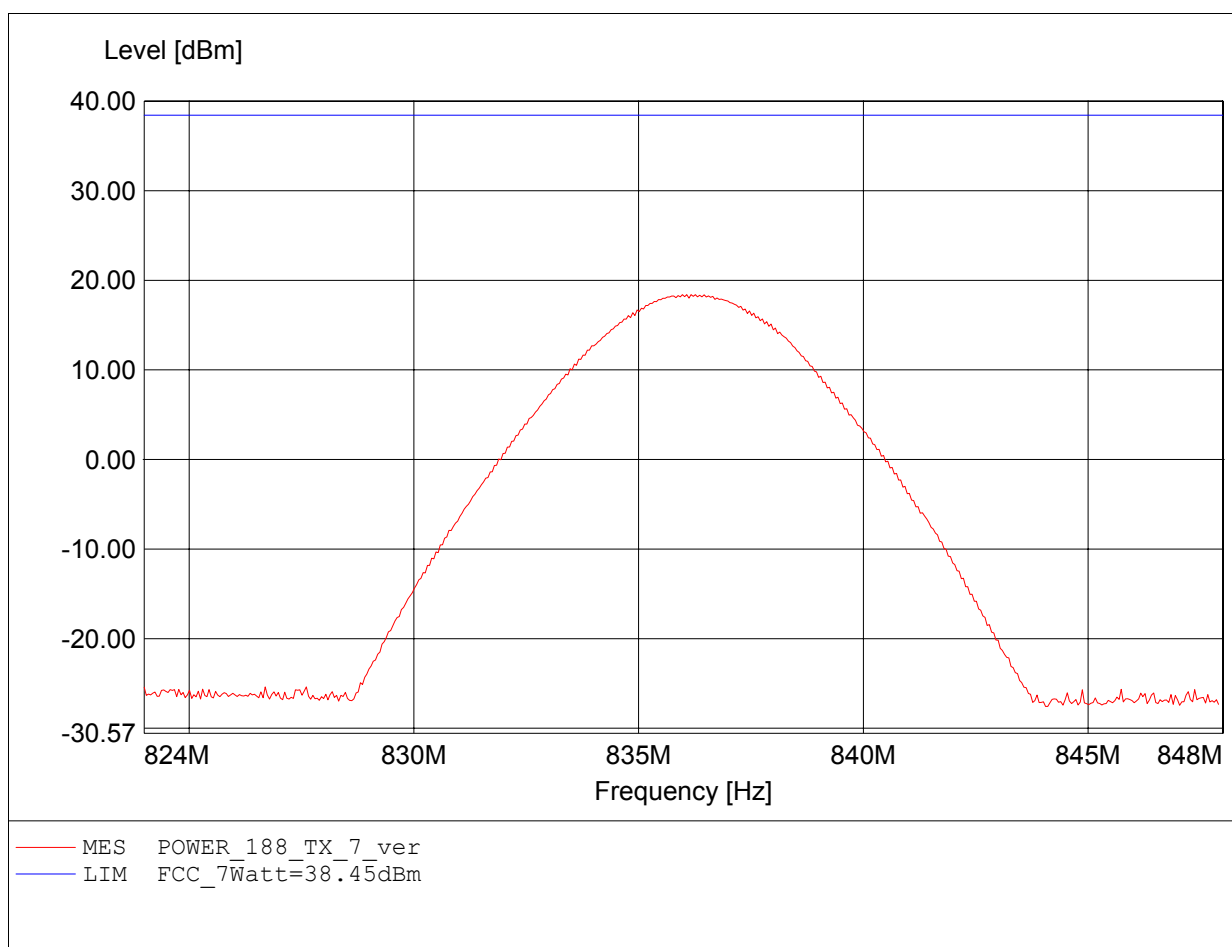
**Effective Radiated Power
FCC RULES PART 22 SUBPART H**

Approval Holder: Leica Geosystems AG
EUT / Model: Field controller
CS10 / EUT horizontal / Mode: GPRS
Test Site / Operator: Eurofins Product Service GmbH / Mr. Pudell
Test Conditions 1: Tnom: 25°C / Unom.: 7.4V battery
Test Conditions 2: Freq. / CH: 128
Comment 1: Dist.: 3m, Ant.: HL223
Comment 2: Freq: 824.275MHz, Pmax: 31.45dBm, RBW: 3MHz



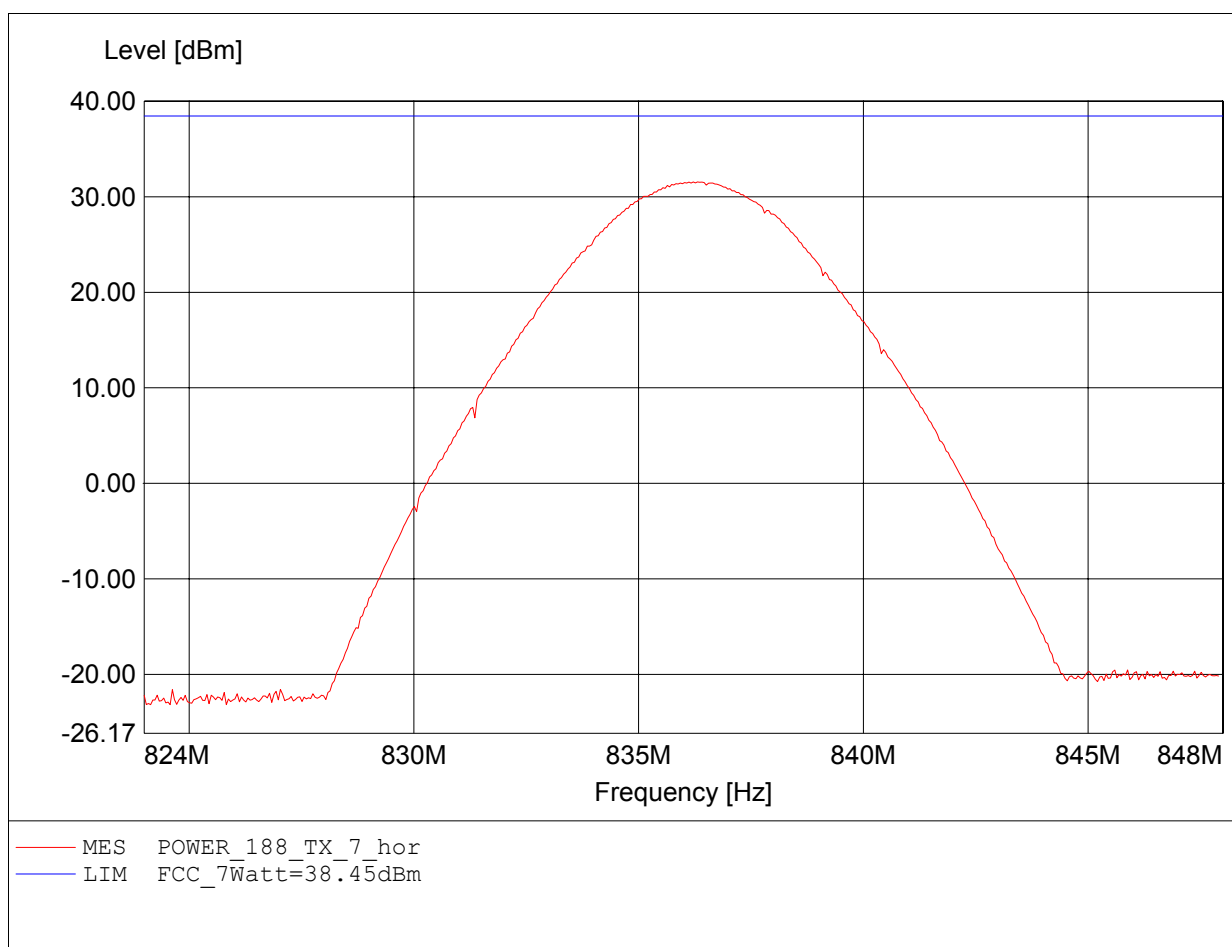
**Effective Radiated Power
FCC RULES PART 22 SUBPART H**

Approval Holder: Leica Geosystems AG
EUT / Model: Field controller
CS10 / EUT horizontal / Mode: GPRS
Test Site / Operator: Eurofins Product Service GmbH / Mr. Pudell
Test Conditions 1: Tnom: 25°C / Unom.: 7.4V battery
Test Conditions 2: Freq. / CH: 188
Comment 1: Dist.: 3m, Ant.: HL223
Comment 2: Freq: 836.072MHz, Pmax: 18.42dBm, RBW: 3MHz



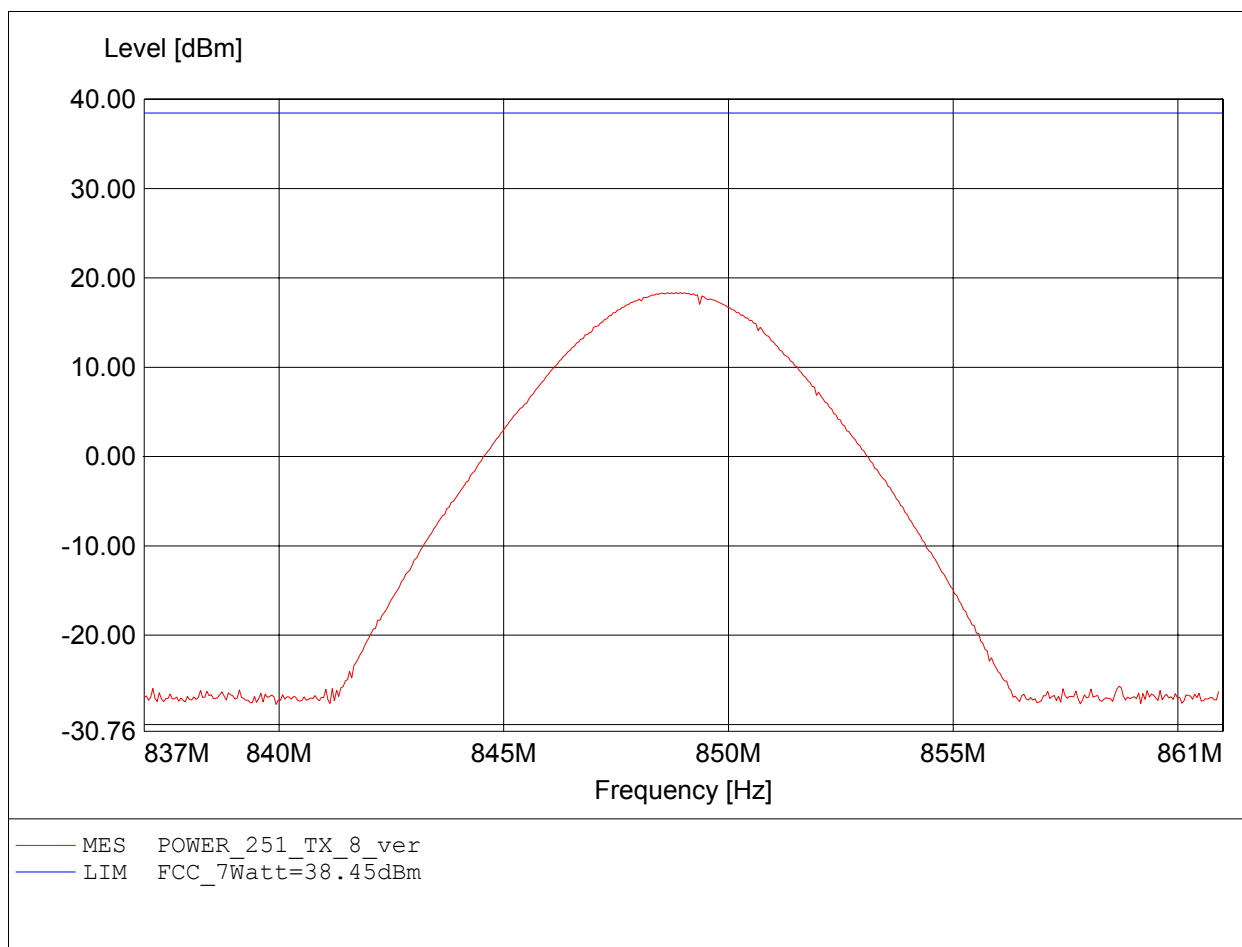
**Effective Radiated Power
FCC RULES PART 22 SUBPART H**

Approval Holder: Leica Geosystems AG
EUT / Model: Field controller
CS10 / EUT horizontal / Mode: GPRS
Test Site / Operator: Eurofins Product Service GmbH / Mr. Pudell
Test Conditions 1: Tnom: 25°C / Unom.: 7.4V battery
Test Conditions 2: Freq. / CH: 188
Comment 1: Dist.: 3m, Ant.: HL223
Comment 2: Freq: 836.313MHz, Pmax: 31.56dBm, RBW: 3MHz



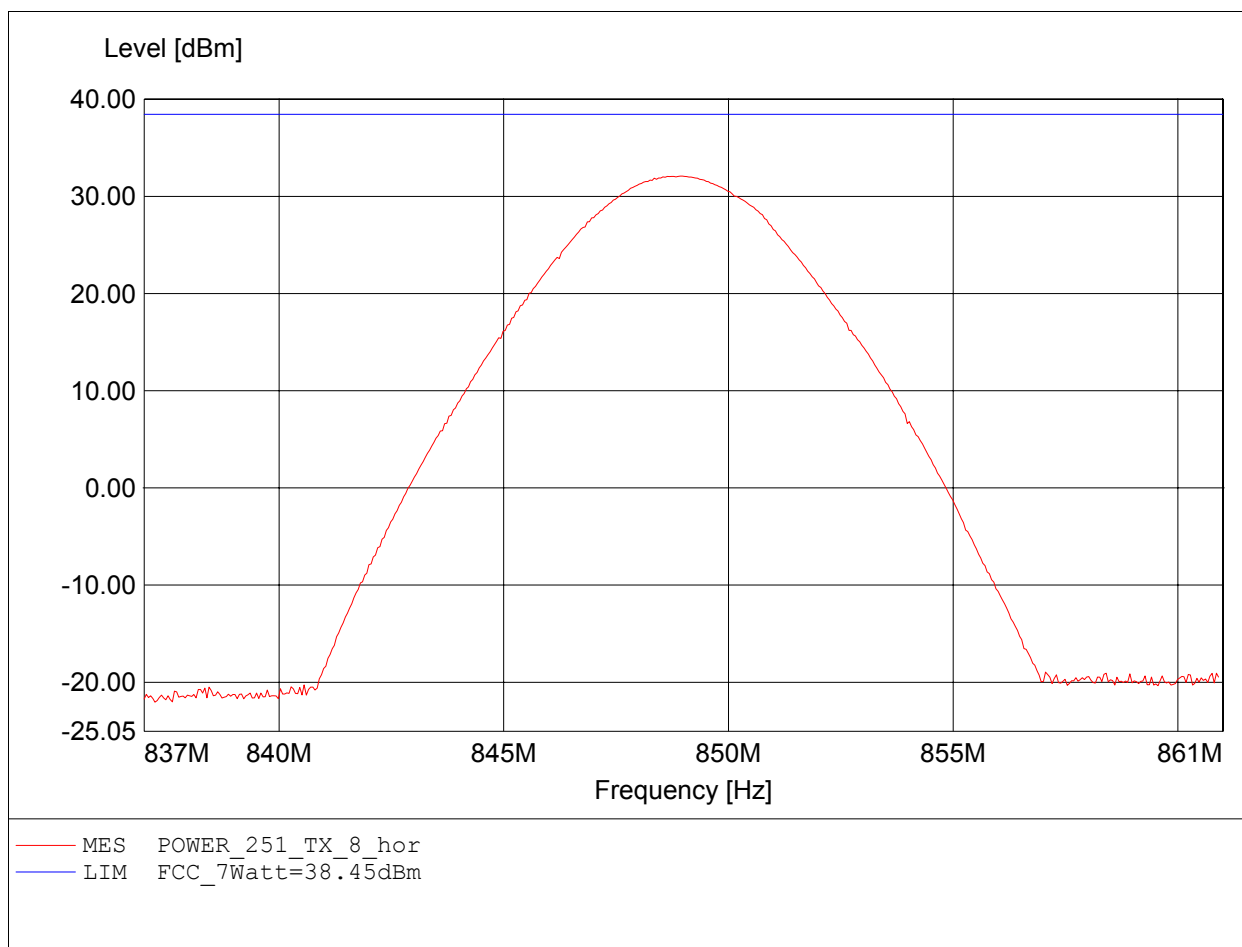
**Effective Radiated Power
FCC RULES PART 22 SUBPART H**

Approval Holder: Leica Geosystems AG
EUT / Model: Field controller
CS10 / EUT horizontal / Mode: GPRS
Test Site / Operator: Eurofins Product Service GmbH / Mr. Pudell
Test Conditions 1: Tnom: 25°C / Unom.: 7.4V battery
Test Conditions 2: Freq. / CH: 251
Comment 1: Dist.: 3m, Ant.: HL223
Comment 2: Freq: 848.928MHz, Pmax: 18.36dBm, RBW: 3MHz



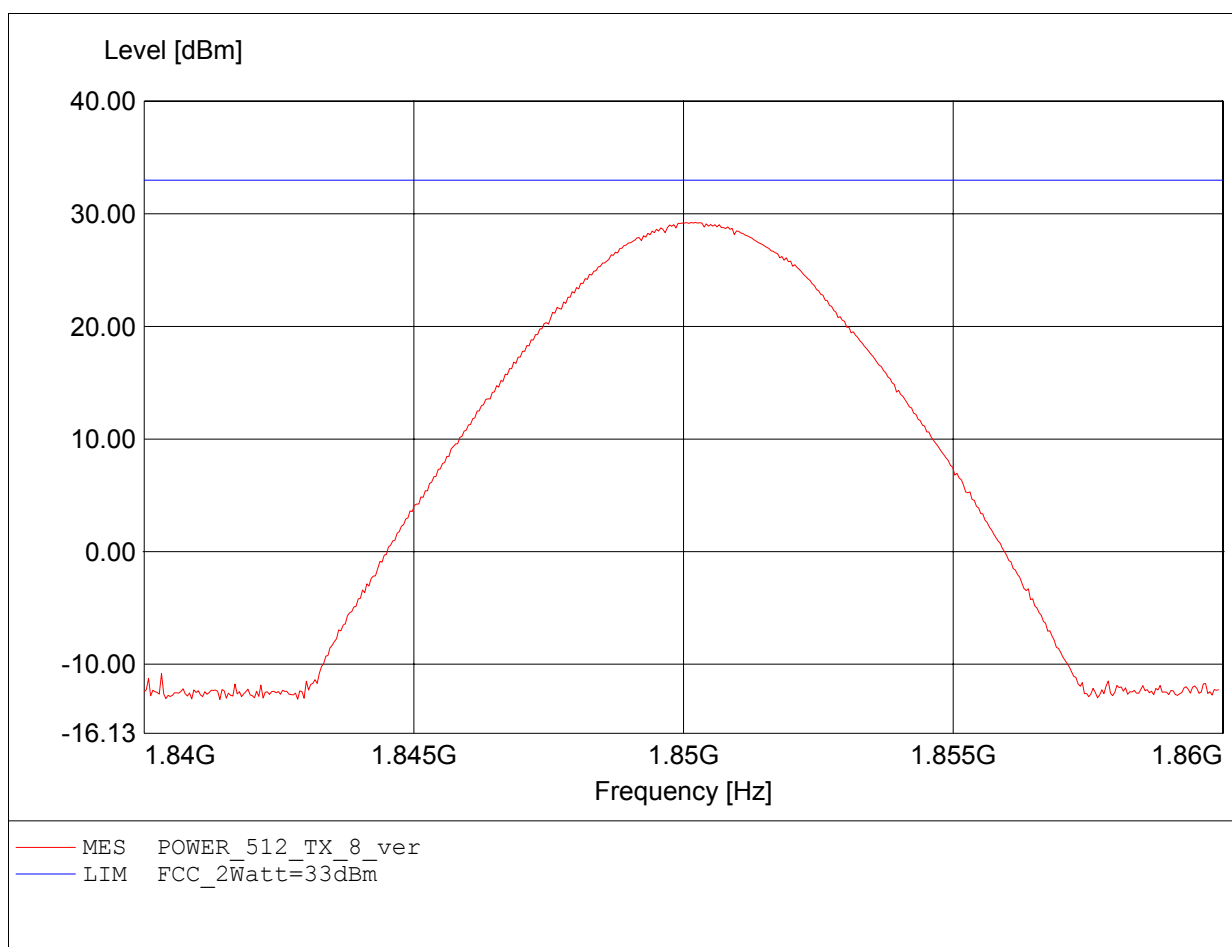
**Effective Radiated Power
FCC RULES PART 22 SUBPART H**

Approval Holder: Leica Geosystems AG
EUT / Model: Field controller
CS10 / EUT horizontal / Mode: GPRS
Test Site / Operator: Eurofins Product Service GmbH / Mr. Pudell
Test Conditions 1: Tnom: 25°C / Unom.: 7.4V battery
Test Conditions 2: Freq. / CH: 251
Comment 1: Dist.: 3m, Ant.: HL223
Comment 2: Freq: 848.928MHz, Pmax: 32.10dBm, RBW: 3MHz



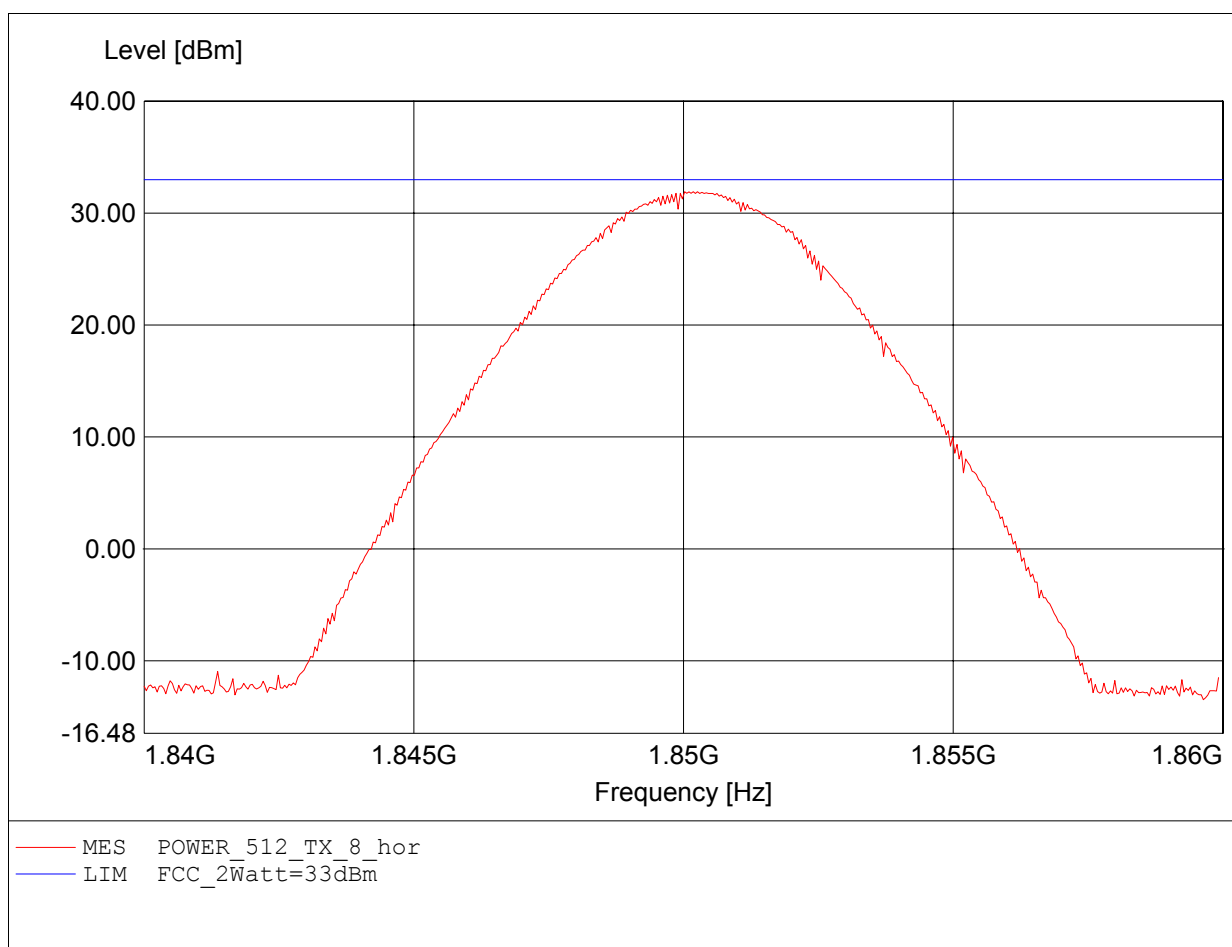
**Equivalent Isotropically Radiated Power
FCC RULES PART 24 SUBPART E**

Approval Holder: Leica Geosystems AG
EUT / Model: Field controller
CS10 / EUT horizontal / Mode: GPRS
Test Site / Operator: Eurofins Product Service GmbH / Mr. Pudell
Test Conditions 1: Tnom: 25°C / Unom.: 7.4V battery
Test Conditions 2: Freq. / CH: 512
Comment 1: Dist.: 3m, Ant.: HL025,PCL 0
Comment 2: Freq: 1.850GHz, Pmax: 29.24dBm, RBW: 3MHz



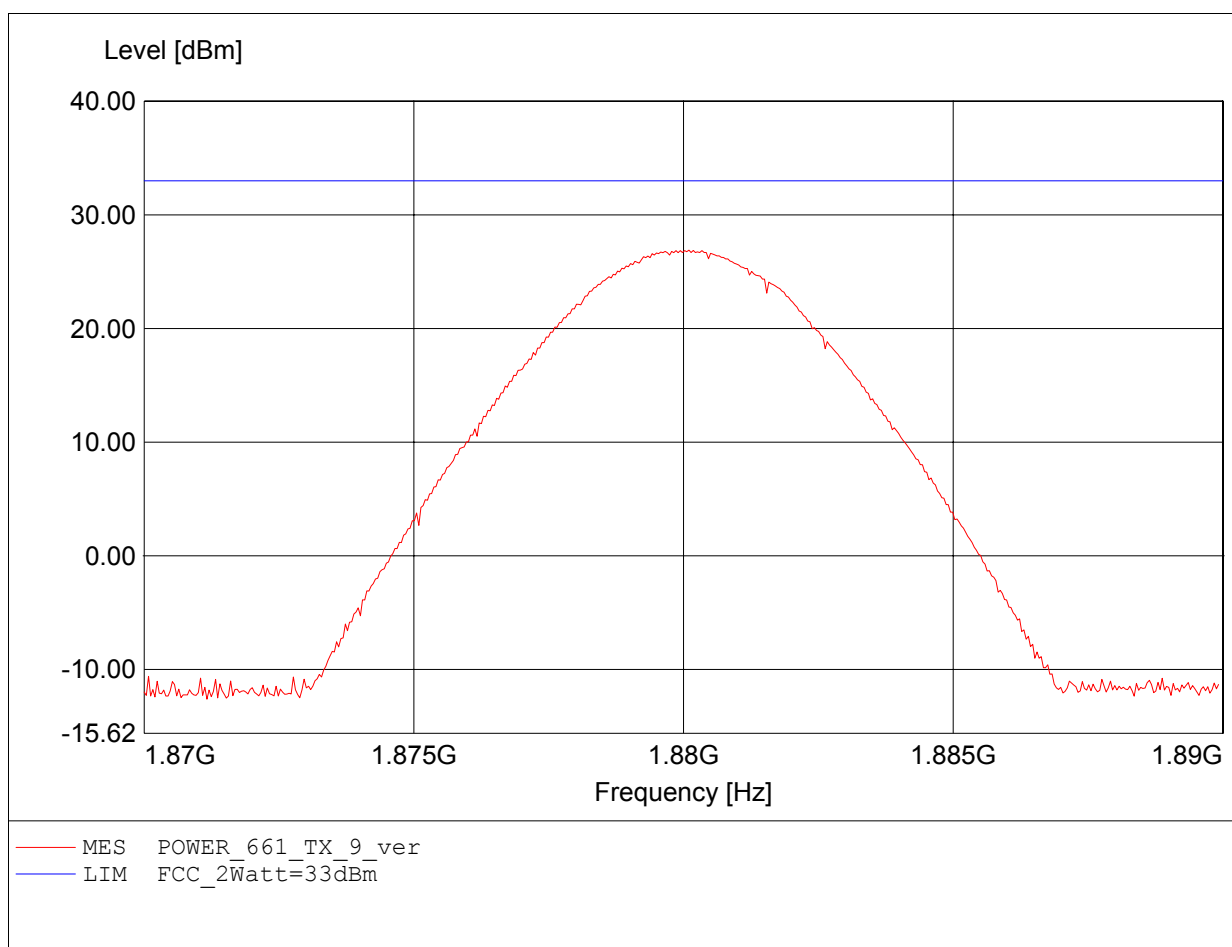
**Equivalent Isotropically Radiated Power
FCC RULES PART 24 SUBPART E**

Approval Holder: Leica Geosystems AG
EUT / Model: Field controller
CS10 / EUT horizontal / Mode: GPRS
Test Site / Operator: Eurofins Product Service GmbH / Mr. Pudell
Test Conditions 1: Tnom: 25°C / Unom.: 7.4V battery
Test Conditions 2: Freq. / CH: 512
Comment 1: Dist.: 3m, Ant.: HL025,PCL 0
Comment 2: Freq: 1.850GHz, Pmax: 31.92dBm, RBW: 3MHz



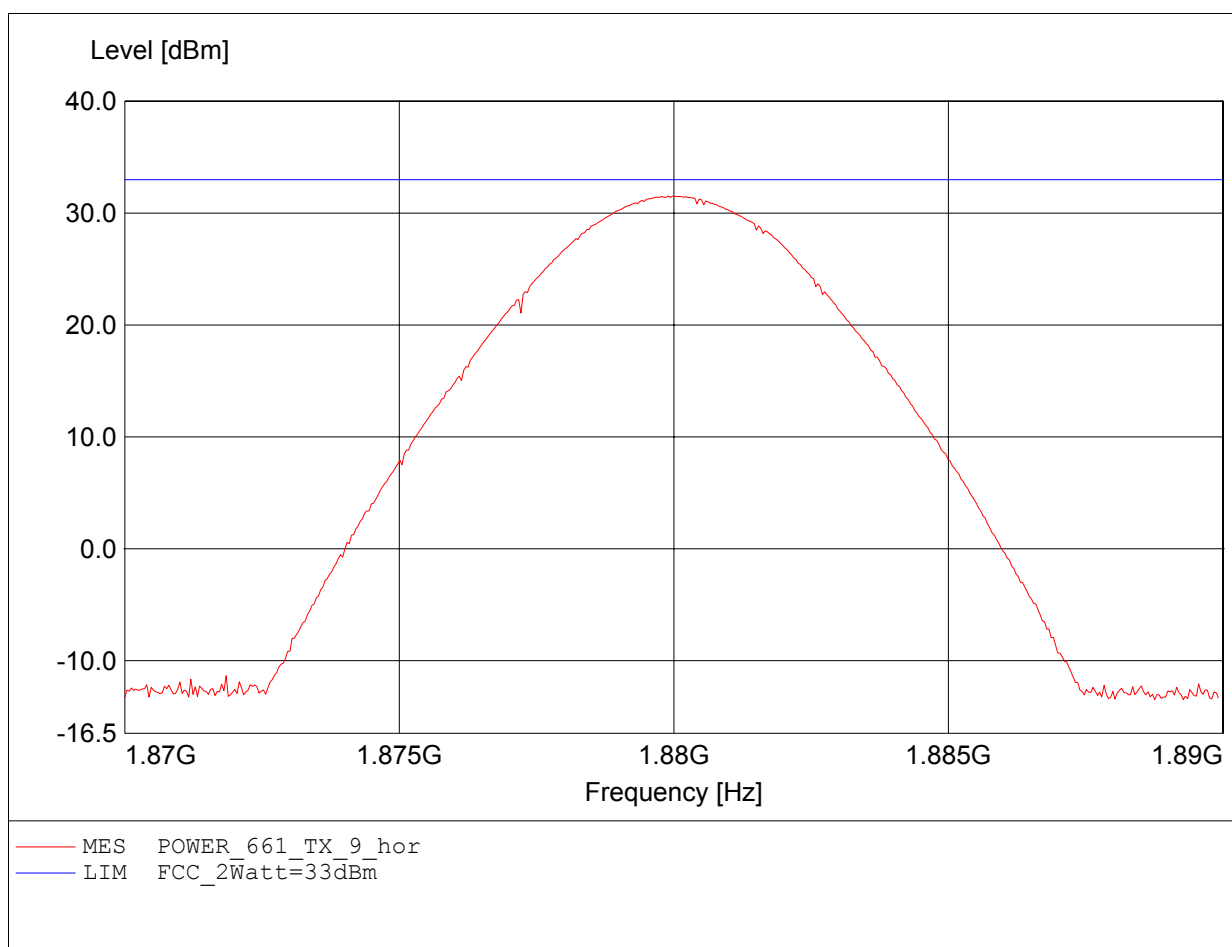
**Equivalent Isotropically Radiated Power
FCC RULES PART 24 SUBPART E**

Approval Holder: Leica Geosystems AG
EUT / Model: Field controller
CS10 / EUT horizontal / Mode: GPRS
Test Site / Operator: Eurofins Product Service GmbH / Mr. Pudell
Test Conditions 1: Tnom: 25°C / Unom.: 7.4V battery
Test Conditions 2: Freq. / CH: 661
Comment 1: Dist.: 3m, Ant.: HL025,PCL 0
Comment 2: Freq: 1.880GHz, Pmax: 26.89dBm, RBW: 3MHz



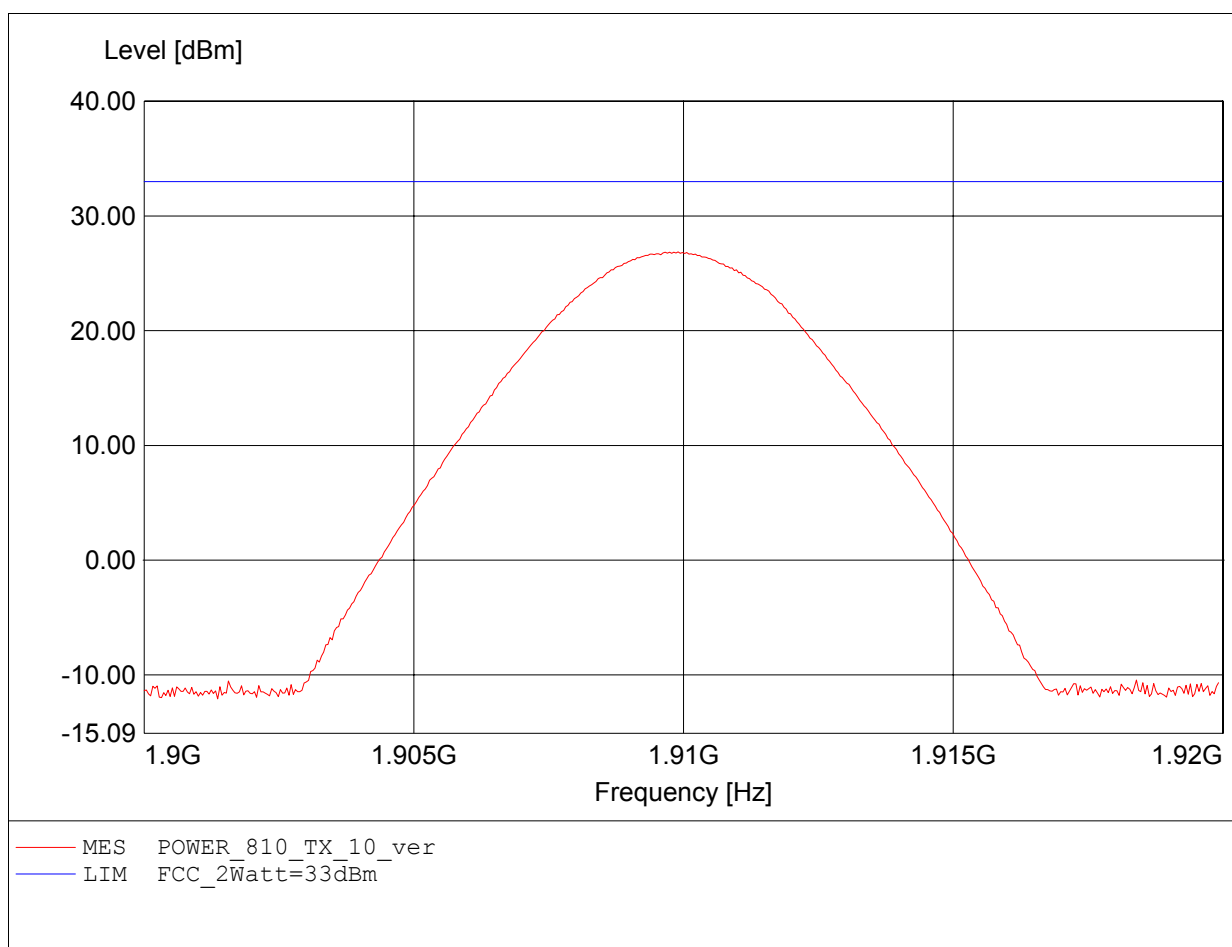
**Equivalent Isotropically Radiated Power
FCC RULES PART 24 SUBPART E**

Approval Holder: Leica Geosystems AG
EUT / Model: Field controller
CS10 / EUT horizontal / Mode: GPRS
Test Site / Operator: Eurofins Product Service GmbH / Mr. Pudell
Test Conditions 1: Tnom: 25°C / Unom.: 7.4V battery
Test Conditions 2: Freq. / CH: 661
Comment 1: Dist.: 3m, Ant.: HL025,PCL 0
Comment 2: Freq: 1.880GHz, Pmax: 31.53dBm, RBW: 3MHz



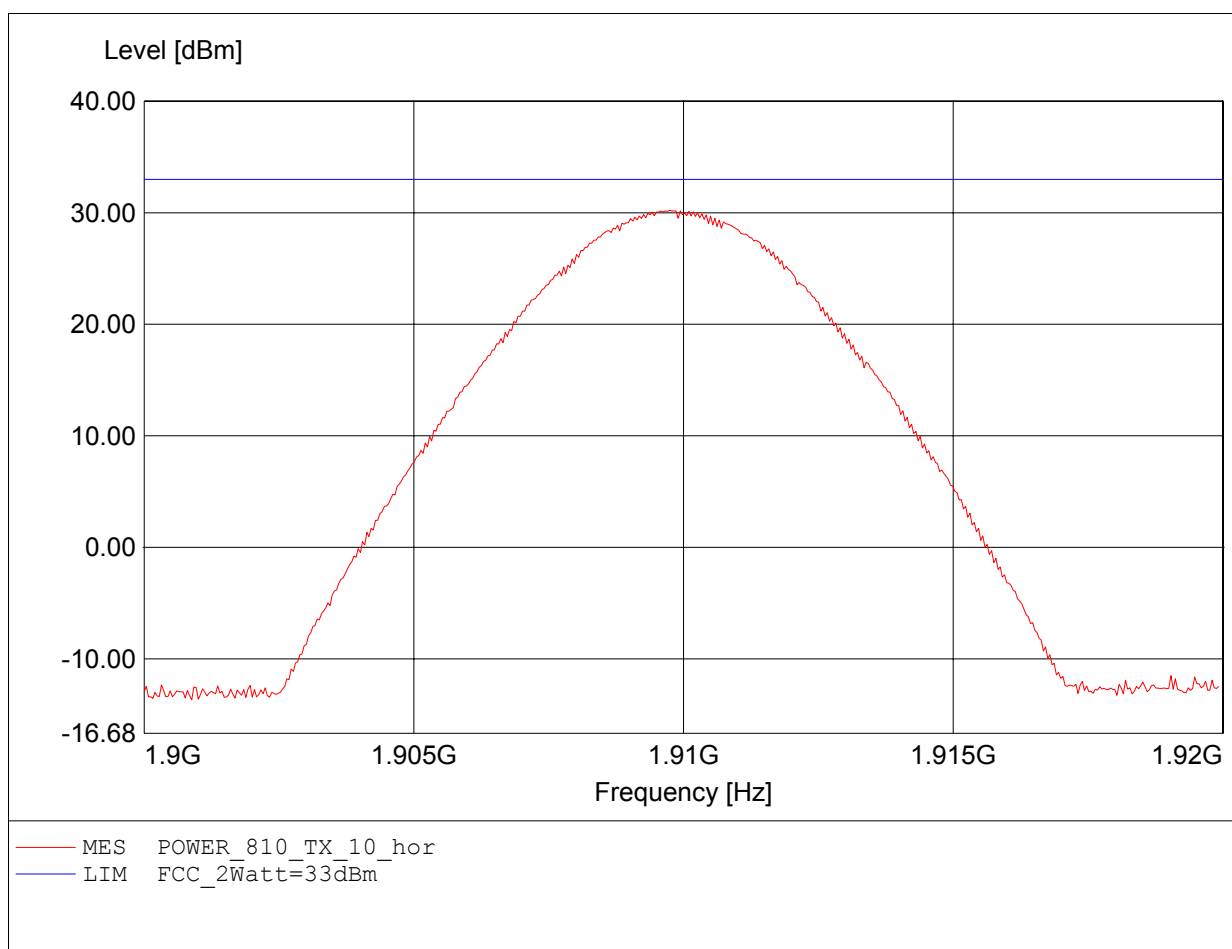
**Equivalent Isotropically Radiated Power
FCC RULES PART 24 SUBPART E**

Approval Holder: Leica Geosystems AG
EUT / Model: Field controller
CS10 / EUT horizontal / Mode: GPRS
Test Site / Operator: Eurofins Product Service GmbH / Mr. Pudell
Test Conditions 1: Tnom: 25°C / Unom.: 7.4V battery
Test Conditions 2: Freq. / CH: 810
Comment 1: Dist.: 3m, Ant.: HL025,PCL 0
Comment 2: Freq: 1.910GHz, Pmax: 26.88dBm, RBW: 3MHz



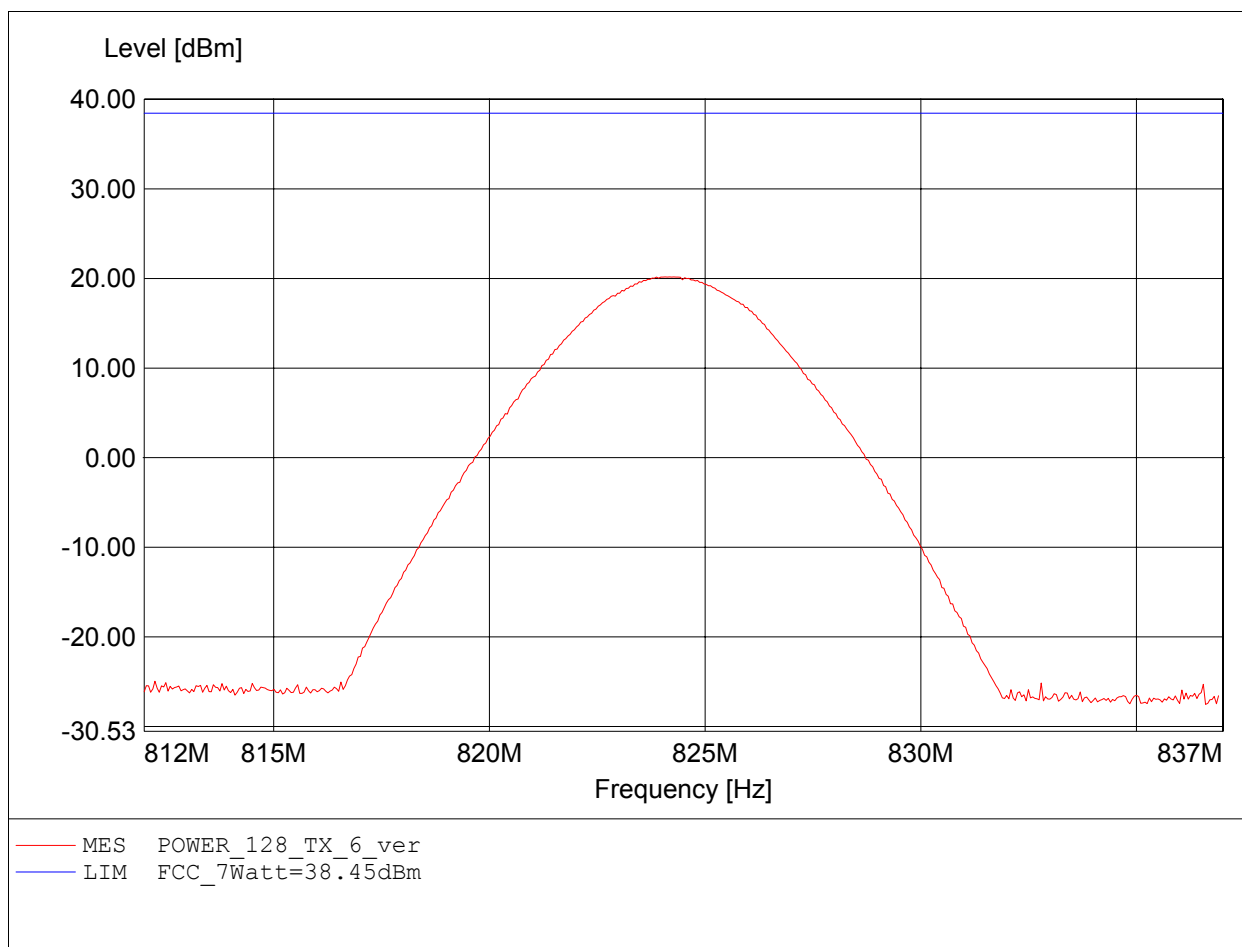
**Equivalent Isotropically Radiated Power
FCC RULES PART 24 SUBPART E**

Approval Holder: Leica Geosystems AG
EUT / Model: Field controller
CS10 / EUT horizontal / Mode: GPRS
Test Site / Operator: Eurofins Product Service GmbH / Mr. Pudell
Test Conditions 1: Tnom: 25°C / Unom.: 7.4V battery
Test Conditions 2: Freq. / CH: 810
Comment 1: Dist.: 3m, Ant.: HL025,PCL 0
Comment 2: Freq: 1.910GHz, Pmax: 30.21dBm, RBW: 3MHz



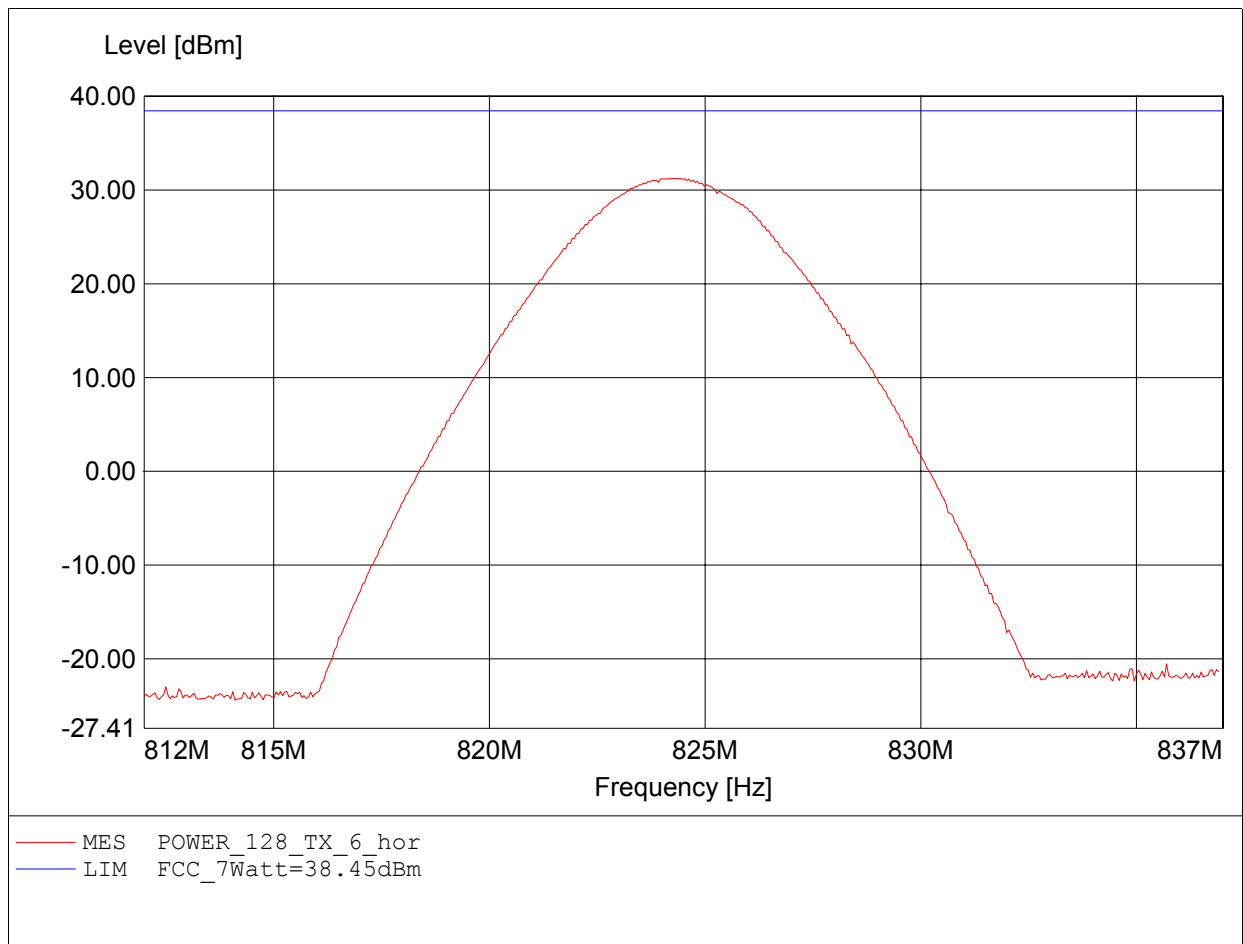
**Effective Radiated Power
FCC RULES PART 22 SUBPART H**

Approval Holder: Leica Geosystems AG
EUT / Model: Field controller
CS10 / EUT horizontal / Mode: EGPRS
Test Site / Operator: Eurofins Product Service GmbH / Mr. Pudell
Test Conditions 1: Tnom: 25°C / Unom.: 7.4V battery
Test Conditions 2: Freq. / CH: 128
Comment 1: Dist.: 3m, Ant.: HL223
Comment 2: Freq: 824.074MHz, Pmax: 20.18dBm, RBW: 3MHz



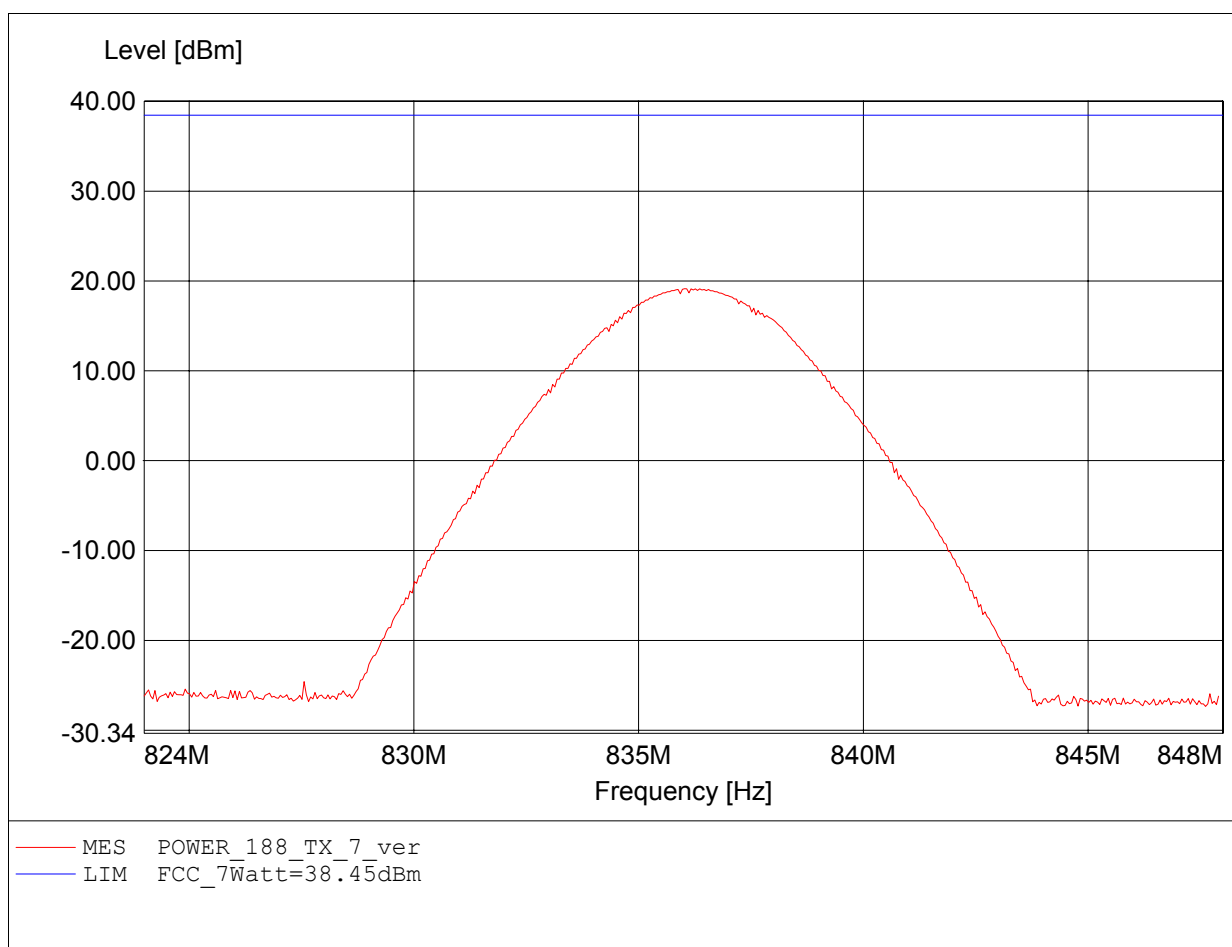
**Effective Radiated Power
FCC RULES PART 22 SUBPART H**

Approval Holder: Leica Geosystems AG
 EUT / Model: Field controller
 CS10 / EUT horizontal / Mode: EGPRS
 Test Site / Operator: Eurofins Product Service GmbH / Mr. Pudell
 Test Conditions 1: Tnom: 25°C / Unom.: 7.4V battery
 Test Conditions 2: Freq. / CH: 128
 Comment 1: Dist.: 3m, Ant.: HL223
 Comment 2: Freq: 824.425MHz, Pmax: 31.25dBm, RBW: 3MHz



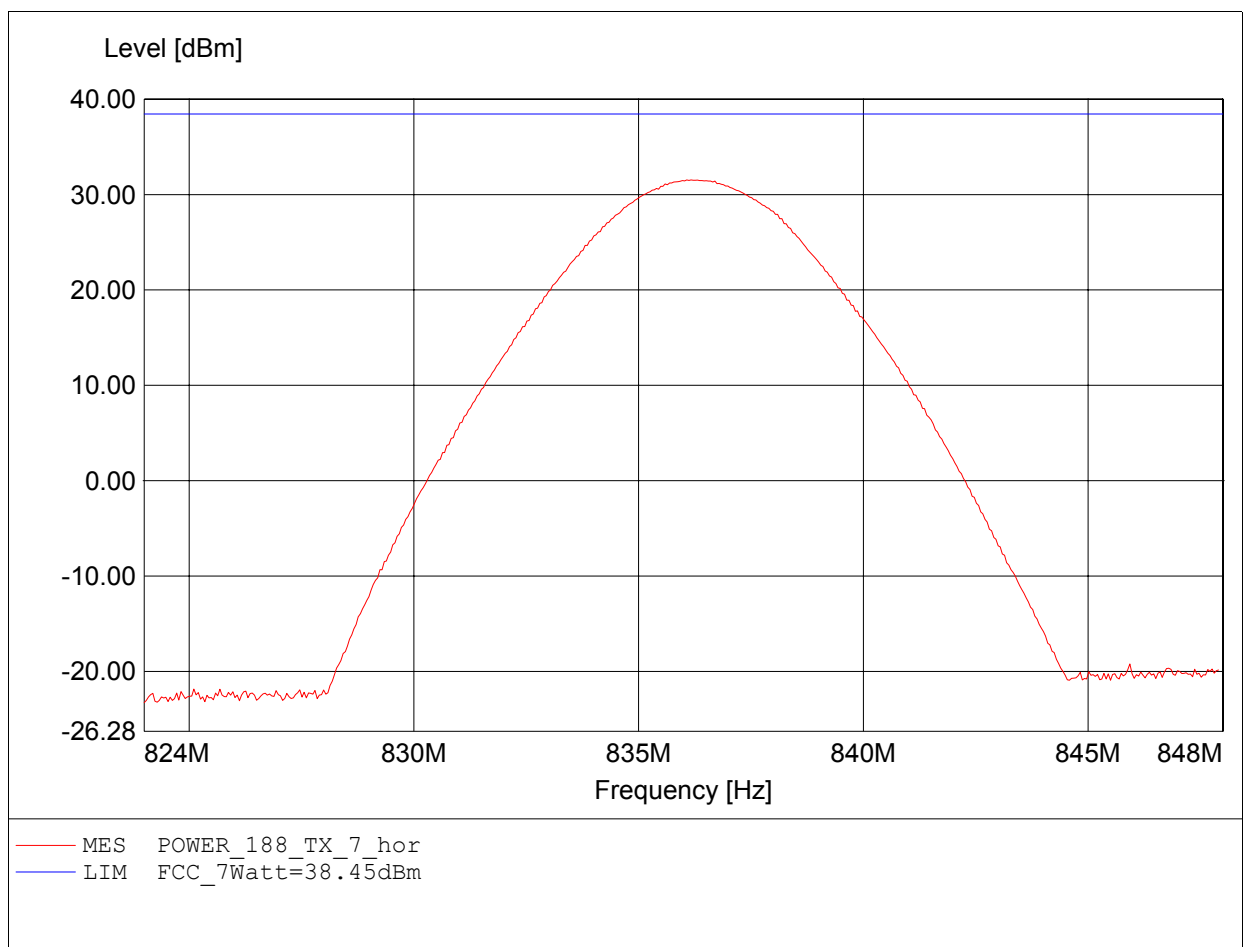
**Effective Radiated Power
FCC RULES PART 22 SUBPART H**

Approval Holder: Leica Geosystems AG
EUT / Model: Field controller
CS10 / EUT horizontal / Mode: EGPRS
Test Site / Operator: Eurofins Product Service GmbH / Mr. Pudell
Test Conditions 1: Tnom: 25°C / Unom.: 7.4V battery
Test Conditions 2: Freq. / CH: 188
Comment 1: Dist.: 3m, Ant.: HL223
Comment 2: Freq: 836.024MHz, Pmax: 19.14dBm, RBW: 3MHz



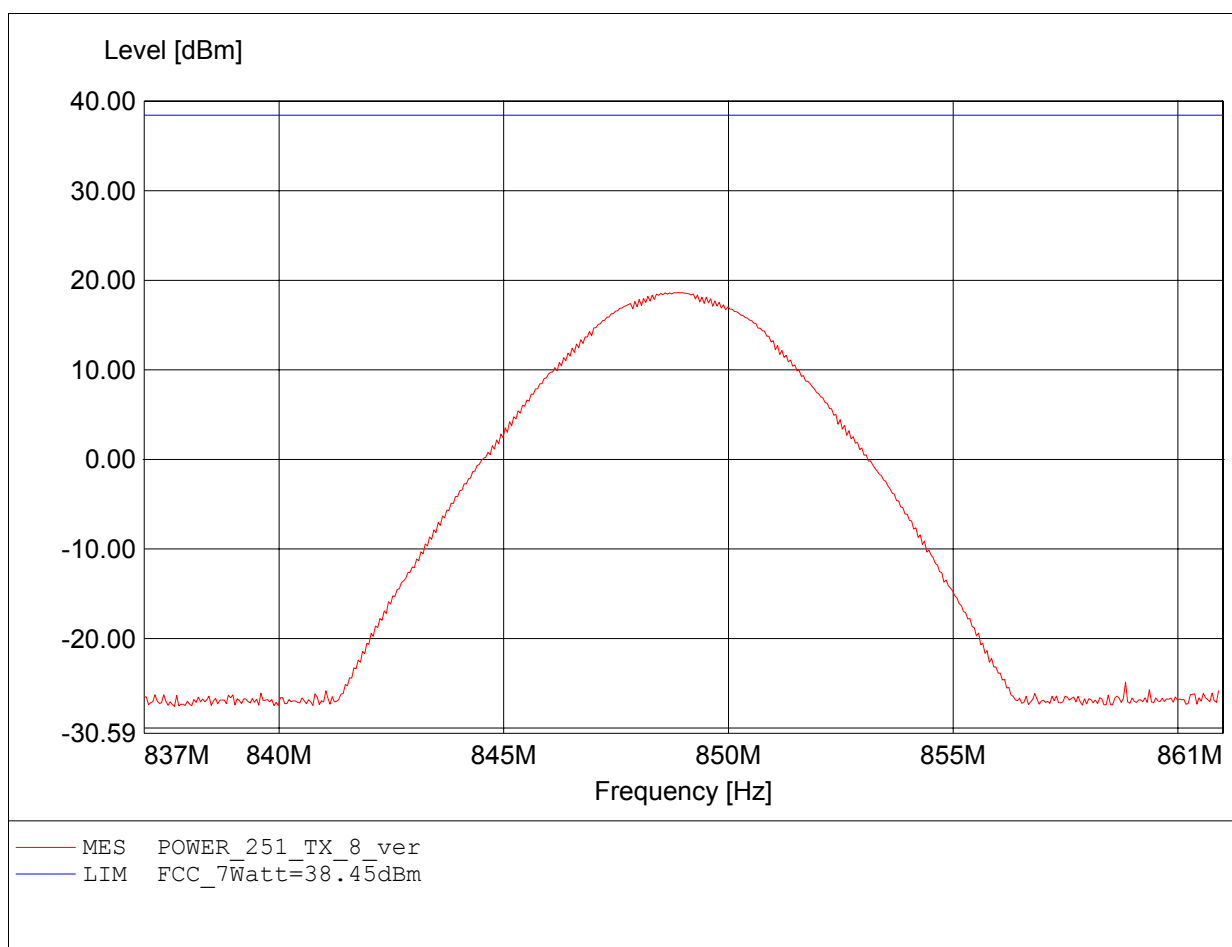
**Effective Radiated Power
FCC RULES PART 22 SUBPART H**

Approval Holder: Leica Geosystems AG
EUT / Model: Field controller
CS10 / EUT horizontal / Mode: EGPRS
Test Site / Operator: Eurofins Product Service GmbH / Mr. Pudell
Test Conditions 1: Tnom: 25°C / Unom.: 7.4V battery
Test Conditions 2: Freq. / CH: 188
Comment 1: Dist.: 3m, Ant.: HL223
Comment 2: Freq: 836.168MHz, Pmax: 31.54dBm, RBW: 3MHz



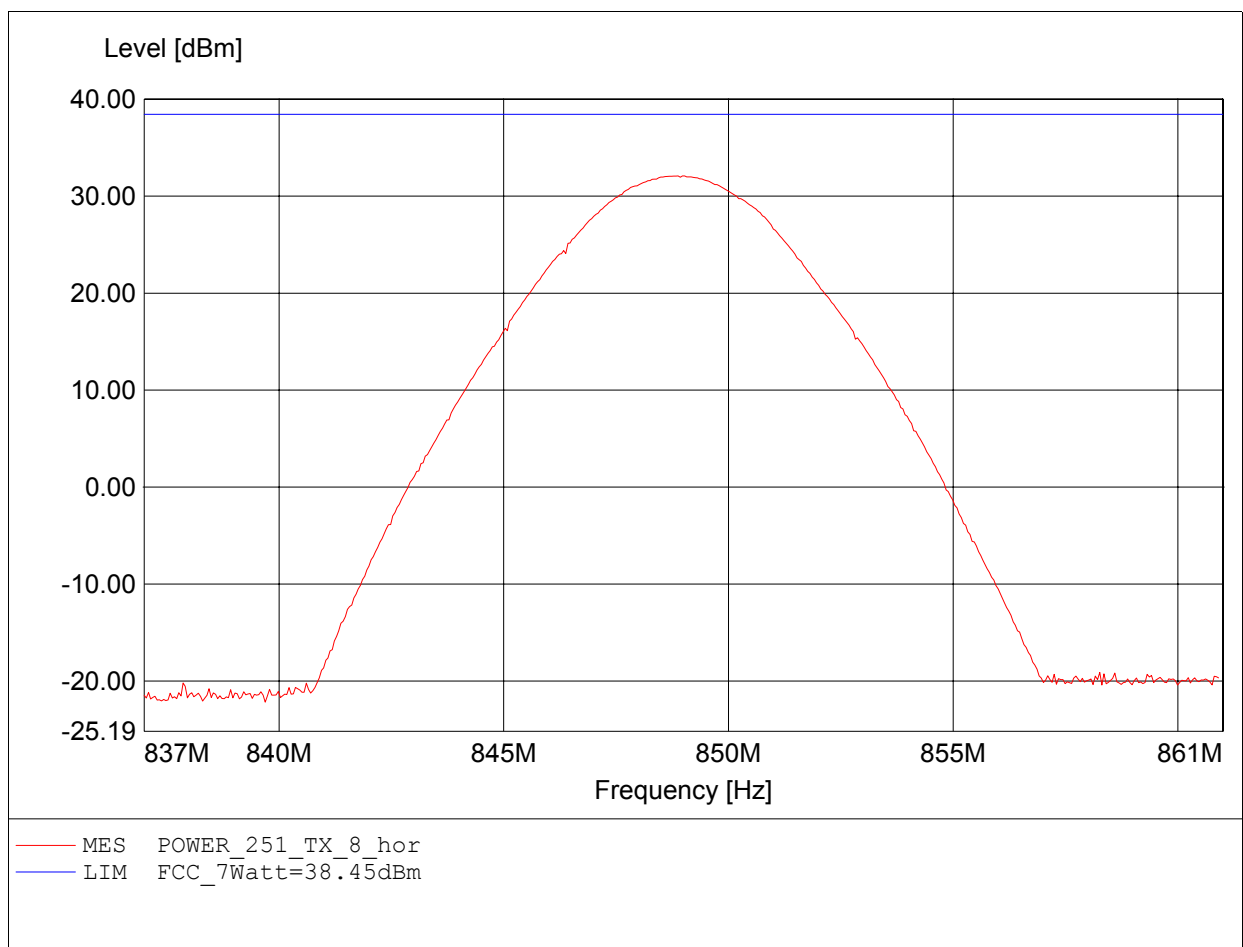
**Effective Radiated Power
FCC RULES PART 22 SUBPART H**

Approval Holder: Leica Geosystems AG
EUT / Model: Field controller
CS10 / EUT horizontal / Mode: EGPRS
Test Site / Operator: Eurofins Product Service GmbH / Mr. Pudell
Test Conditions 1: Tnom: 25°C / Unom.: 7.4V battery
Test Conditions 2: Freq. / CH: 251
Comment 1: Dist.: 3m, Ant.: HL223
Comment 2: Freq: 848.880MHz, Pmax: 18.62dBm, RBW: 3MHz



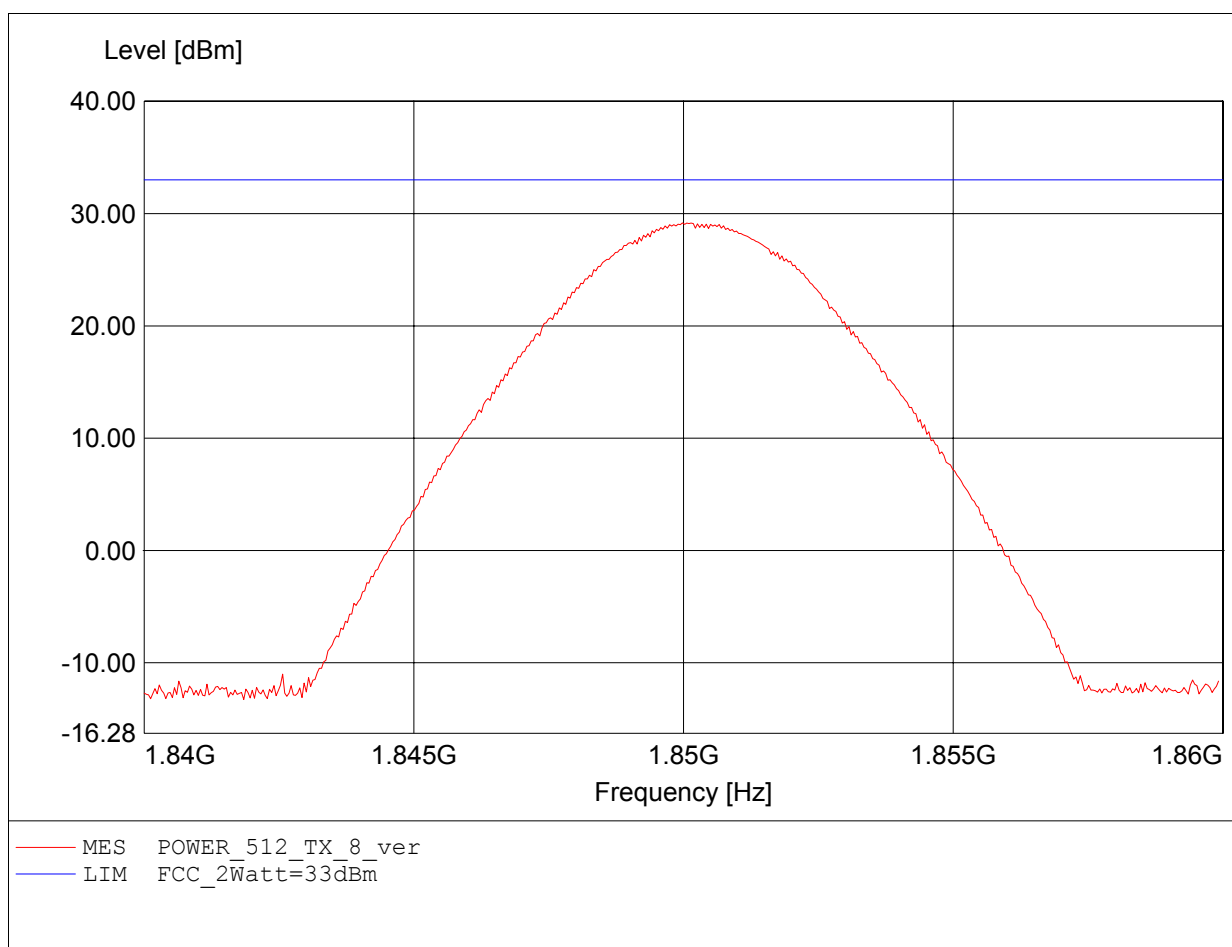
**Effective Radiated Power
FCC RULES PART 22 SUBPART H**

Approval Holder: Leica Geosystems AG
EUT / Model: Field controller
CS10 / EUT horizontal / Mode: EGPRS
Test Site / Operator: Eurofins Product Service GmbH / Mr. Pudell
Test Conditions 1: Tnom: 25°C / Unom.: 7.4V battery
Test Conditions 2: Freq. / CH: 251
Comment 1: Dist.: 3m, Ant.: HL223
Comment 2: Freq: 849.024MHz, Pmax: 32.09dBm, RBW: 3MHz



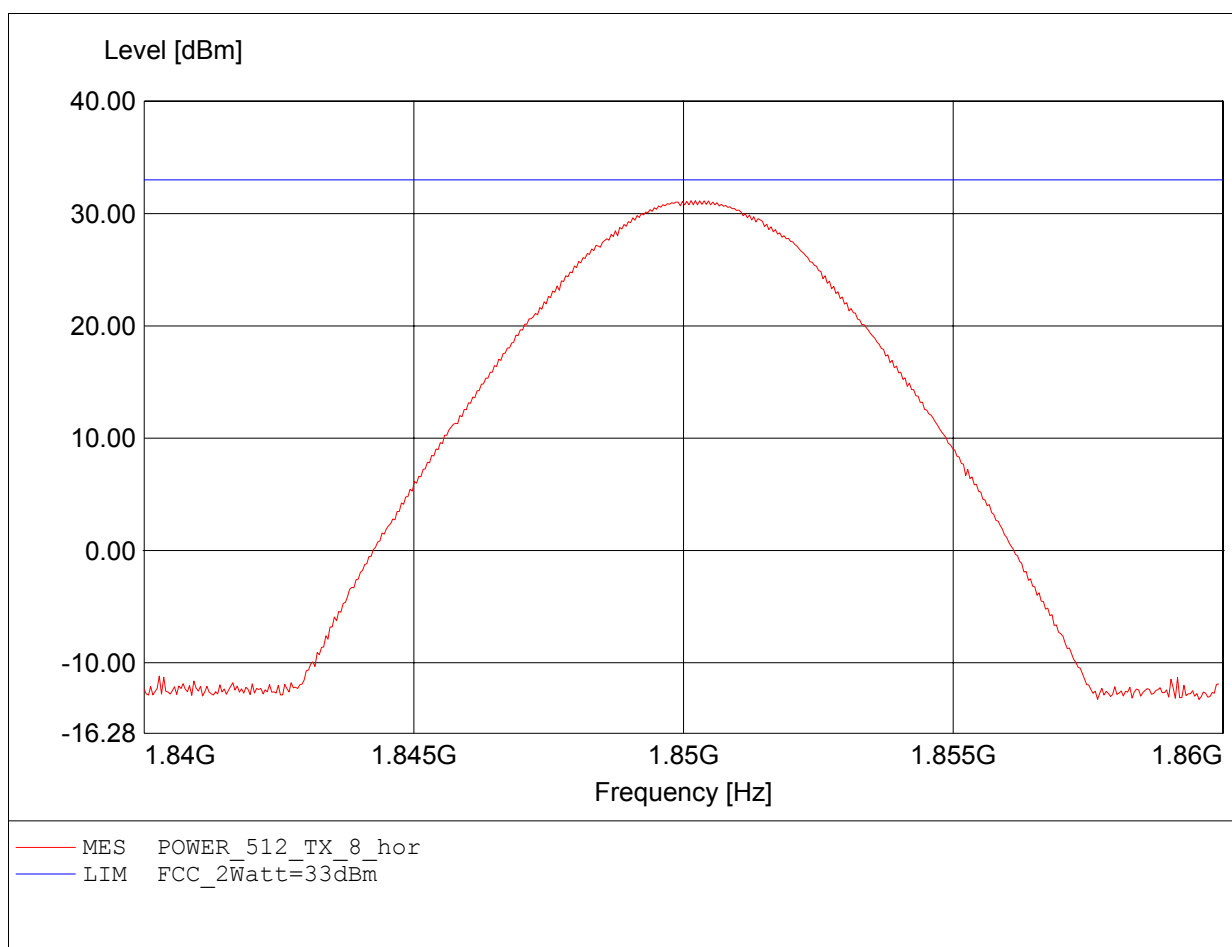
**Equivalent Isotropically Radiated Power
FCC RULES PART 24 SUBPART E**

Approval Holder: Leica Geosystems AG
EUT / Model: Field controller
CS10 / EUT horizontal / Mode: EGPRS
Test Site / Operator: Eurofins Product Service GmbH / Mr. Pudell
Test Conditions 1: Tnom: 25°C / Unom.: 7.4V battery
Test Conditions 2: Freq. / CH: 512
Comment 1: Dist.: 3m, Ant.: HL025,PCL 0
Comment 2: Freq: 1.850GHz, Pmax: 29.17dBm, RBW: 3MHz



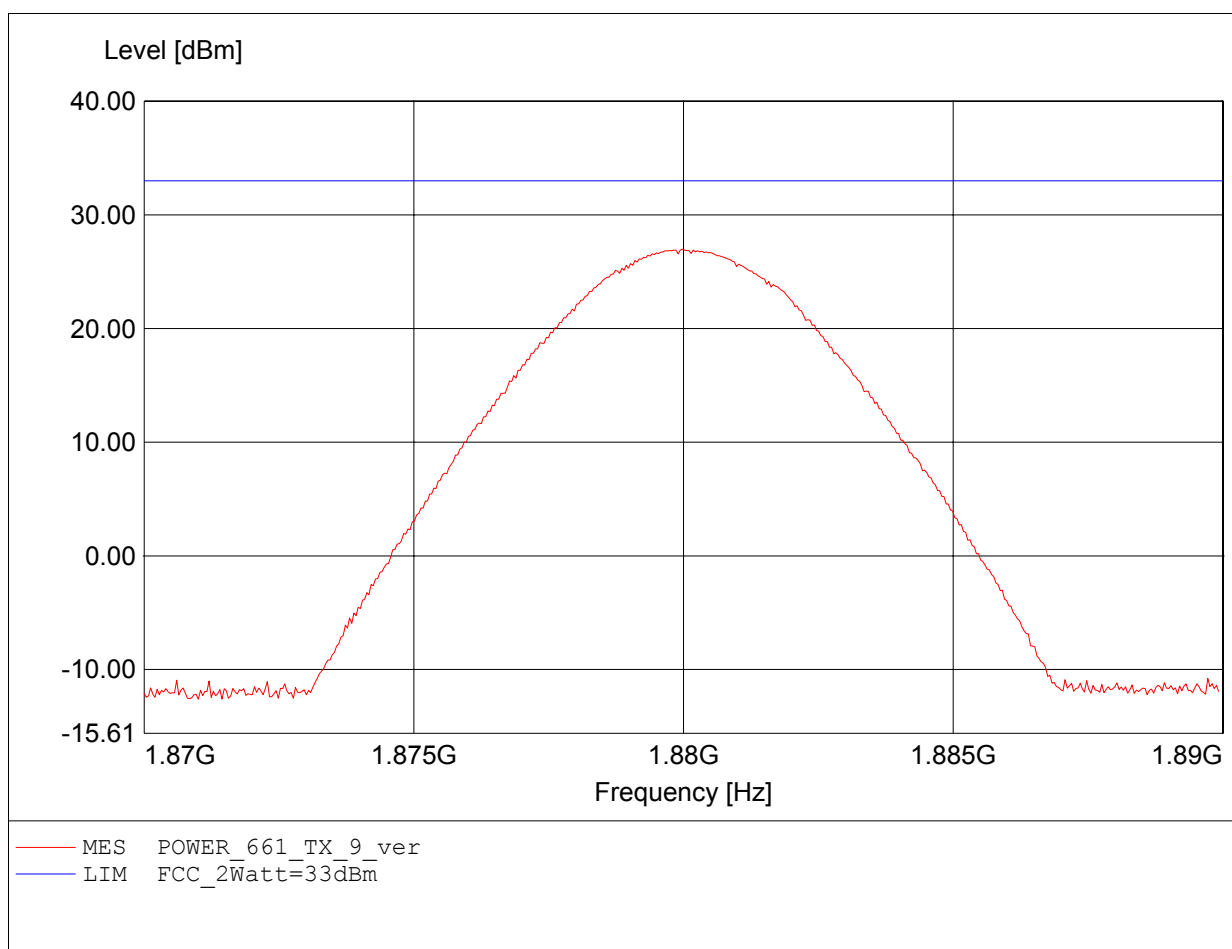
**Equivalent Isotropically Radiated Power
FCC RULES PART 24 SUBPART E**

Approval Holder: Leica Geosystems AG
EUT / Model: Field controller
CS10 / EUT horizontal / Mode: EGPRS
Test Site / Operator: Eurofins Product Service GmbH / Mr. Pudell
Test Conditions 1: Tnom: 25°C / Unom.: 7.4V battery
Test Conditions 2: Freq. / CH: 512
Comment 1: Dist.: 3m, Ant.: HL025,PCL 0
Comment 2: Freq: 1.850GHz, Pmax: 31.14dBm, RBW: 3MHz



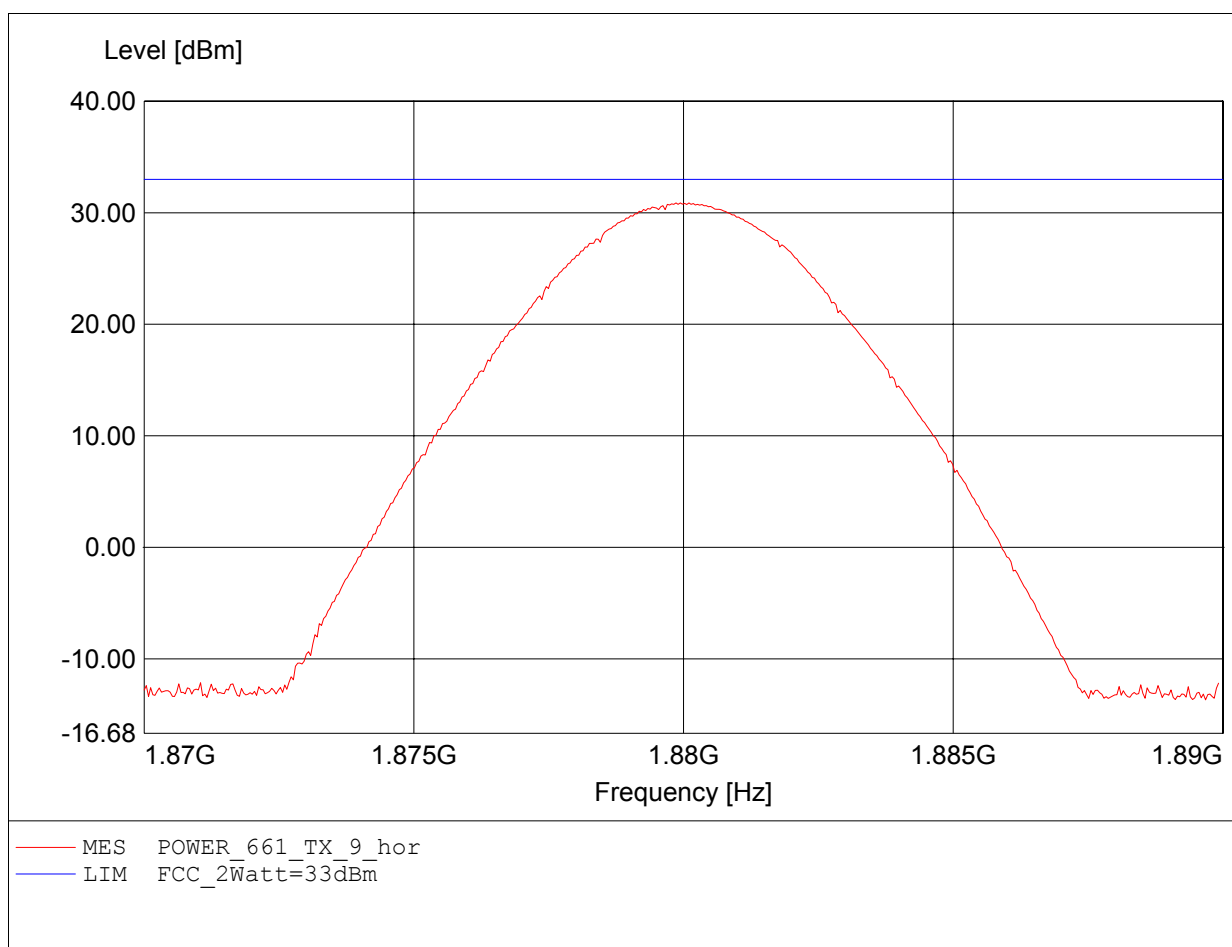
**Equivalent Isotropically Radiated Power
FCC RULES PART 24 SUBPART E**

Approval Holder: Leica Geosystems AG
EUT / Model: Field controller
CS10 / EUT horizontal / Mode: EGPRS
Test Site / Operator: Eurofins Product Service GmbH / Mr. Pudell
Test Conditions 1: Tnom: 25°C / Unom.: 7.4V battery
Test Conditions 2: Freq. / CH: 661
Comment 1: Dist.: 3m, Ant.: HL025,PCL 0
Comment 2: Freq: 1.880GHz, Pmax: 26.98dBm, RBW: 3MHz



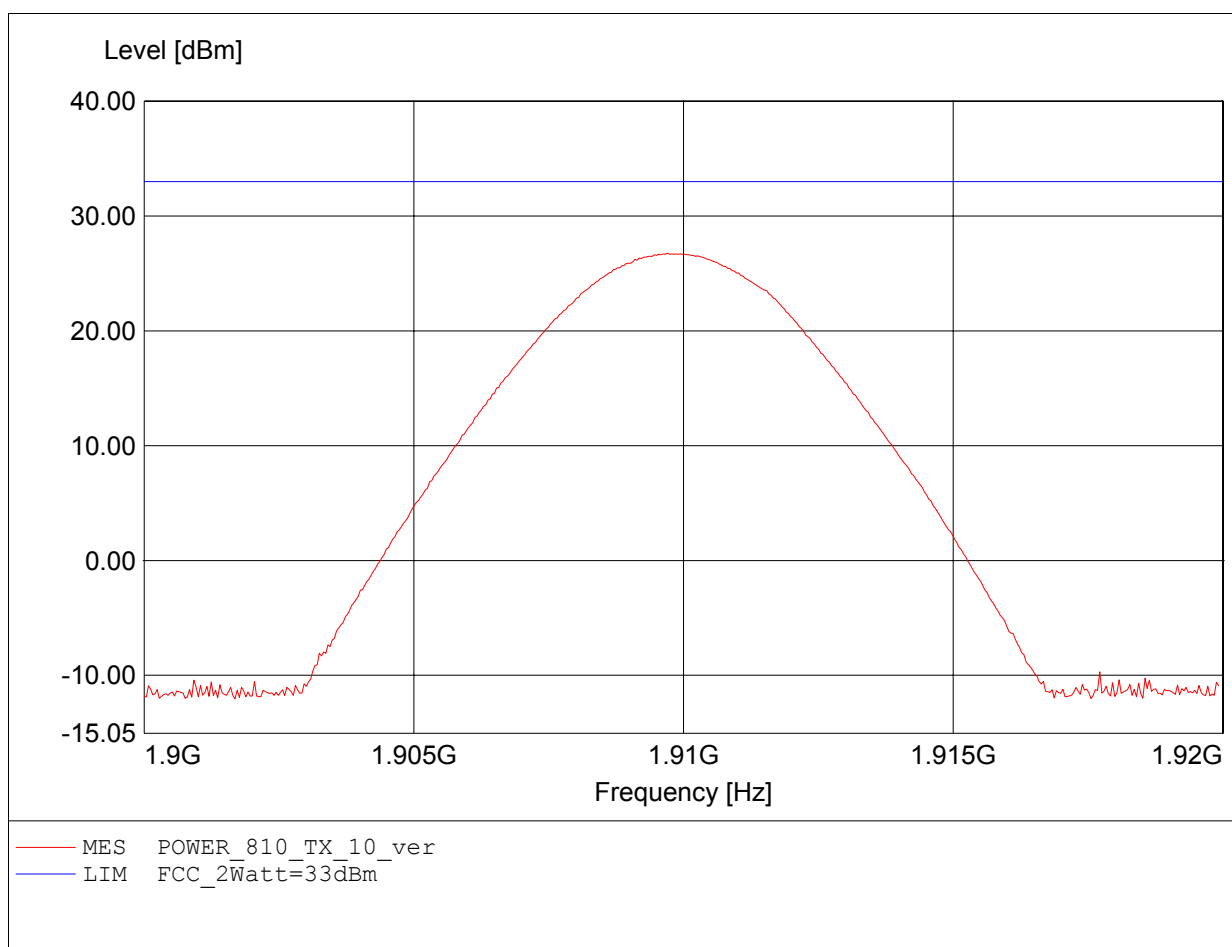
**Equivalent Isotropically Radiated Power
FCC RULES PART 24 SUBPART E**

Approval Holder: Leica Geosystems AG
EUT / Model: Field controller
CS10 / EUT horizontal / Mode: EGPRS
Test Site / Operator: Eurofins Product Service GmbH / Mr. Pudell
Test Conditions 1: Tnom: 25°C / Unom.: 7.4V battery
Test Conditions 2: Freq. / CH: 661
Comment 1: Dist.: 3m, Ant.: HL025,PCL 0
Comment 2: Freq: 1.880GHz, Pmax: 30.88dBm, RBW: 3MHz



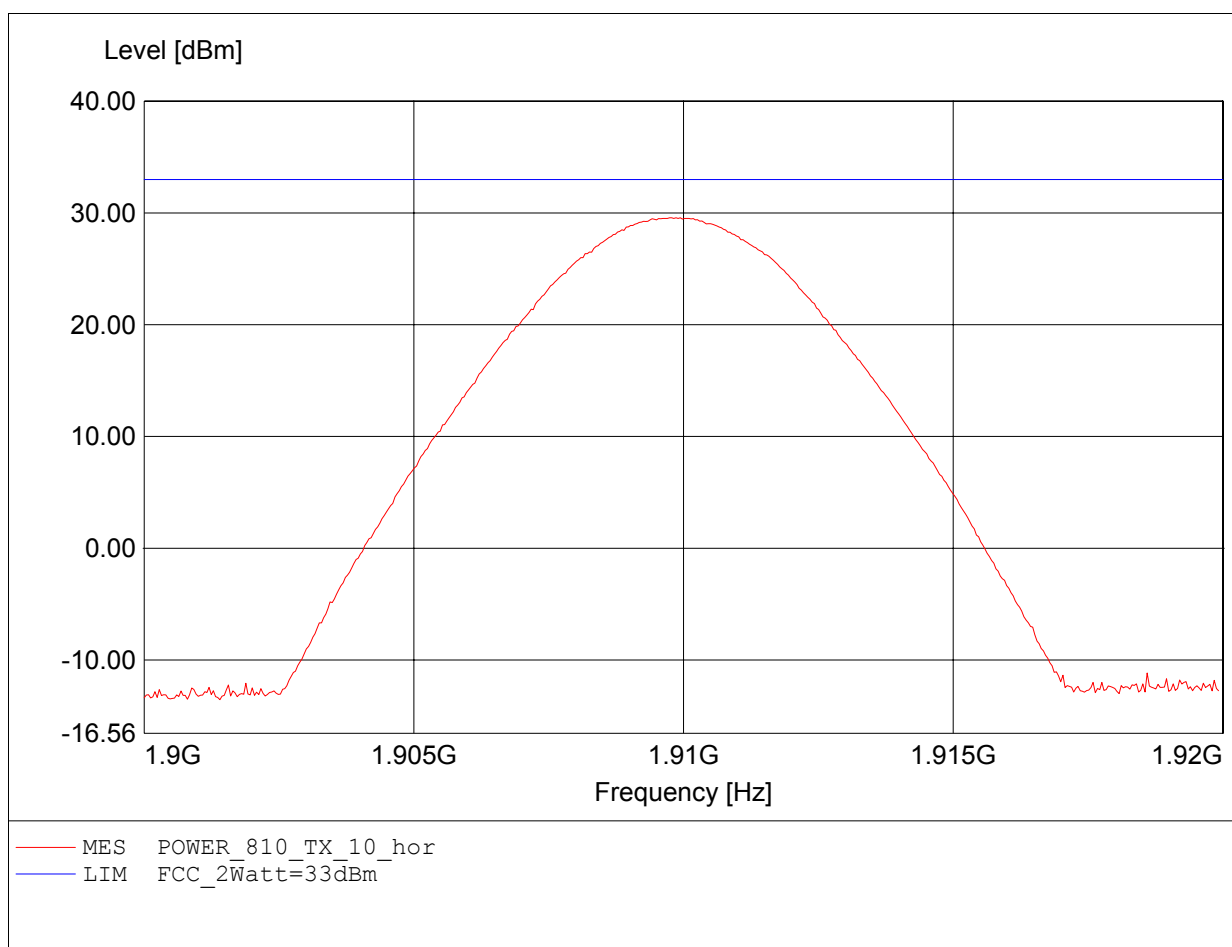
**Equivalent Isotropically Radiated Power
FCC RULES PART 24 SUBPART E**

Approval Holder: Leica Geosystems AG
EUT / Model: Field controller
CS10 / EUT horizontal / Mode: EGPRS
Test Site / Operator: Eurofins Product Service GmbH / Mr. Pudell
Test Conditions 1: Tnom: 25°C / Unom.: 7.4V battery
Test Conditions 2: Freq. / CH: 810
Comment 1: Dist.: 3m, Ant.: HL025,PCL 0
Comment 2: Freq: 1.910GHz, Pmax: 26.76dBm, RBW: 3MHz



**Equivalent Isotropically Radiated Power
FCC RULES PART 24 SUBPART E**

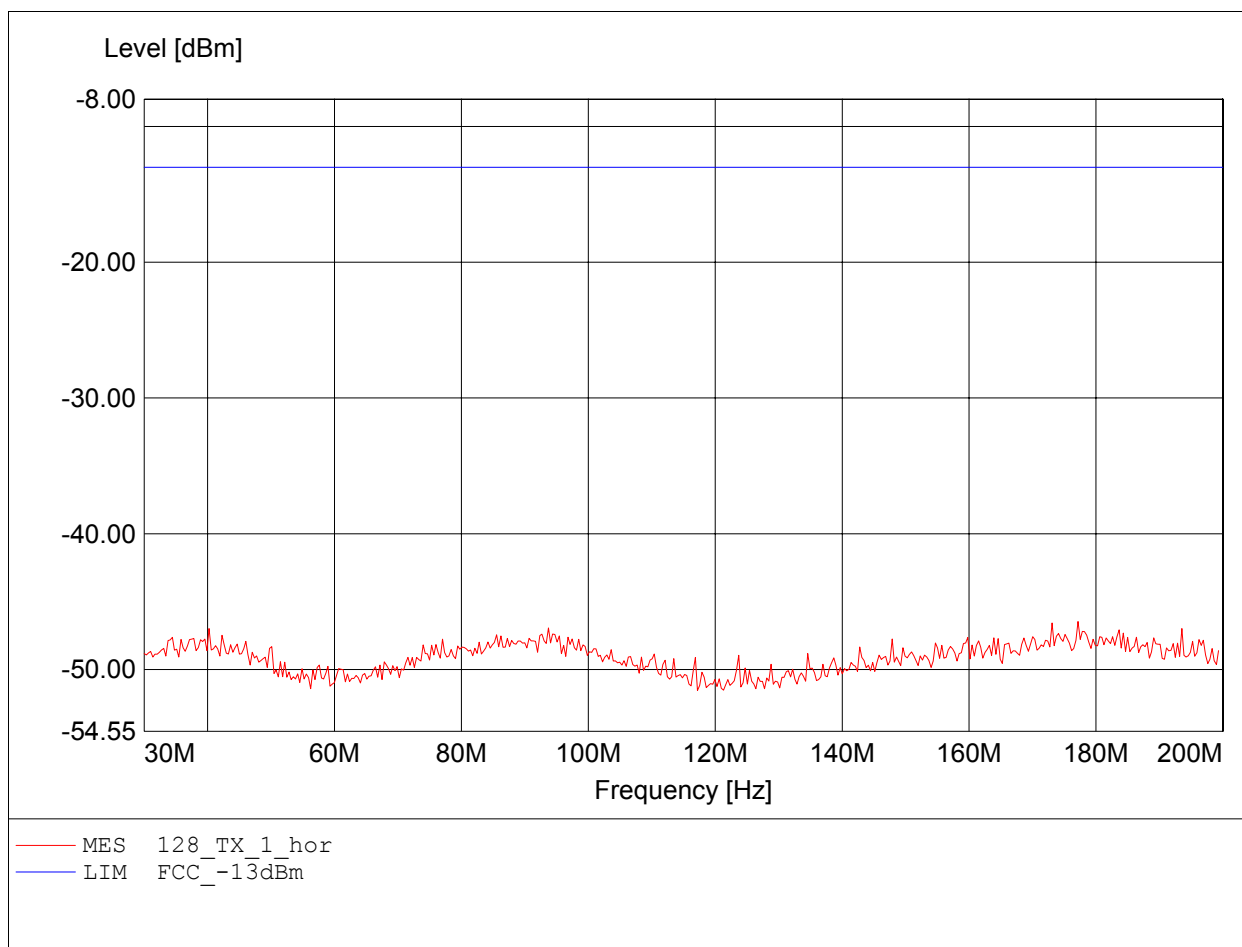
Approval Holder: Leica Geosystems AG
EUT / Model: Field controller
CS10 / EUT horizontal / Mode: EGPRS
Test Site / Operator: Eurofins Product Service GmbH / Mr. Pudell
Test Conditions 1: Tnom: 25°C / Unom.: 7.4V battery
Test Conditions 2: Freq. / CH: 810
Comment 1: Dist.: 3m, Ant.: HL025,PCL 0
Comment 2: Freq: 1.910GHz, Pmax: 29.57dBm, RBW: 3MHz



Annex C Transmitter spurious emission radiated

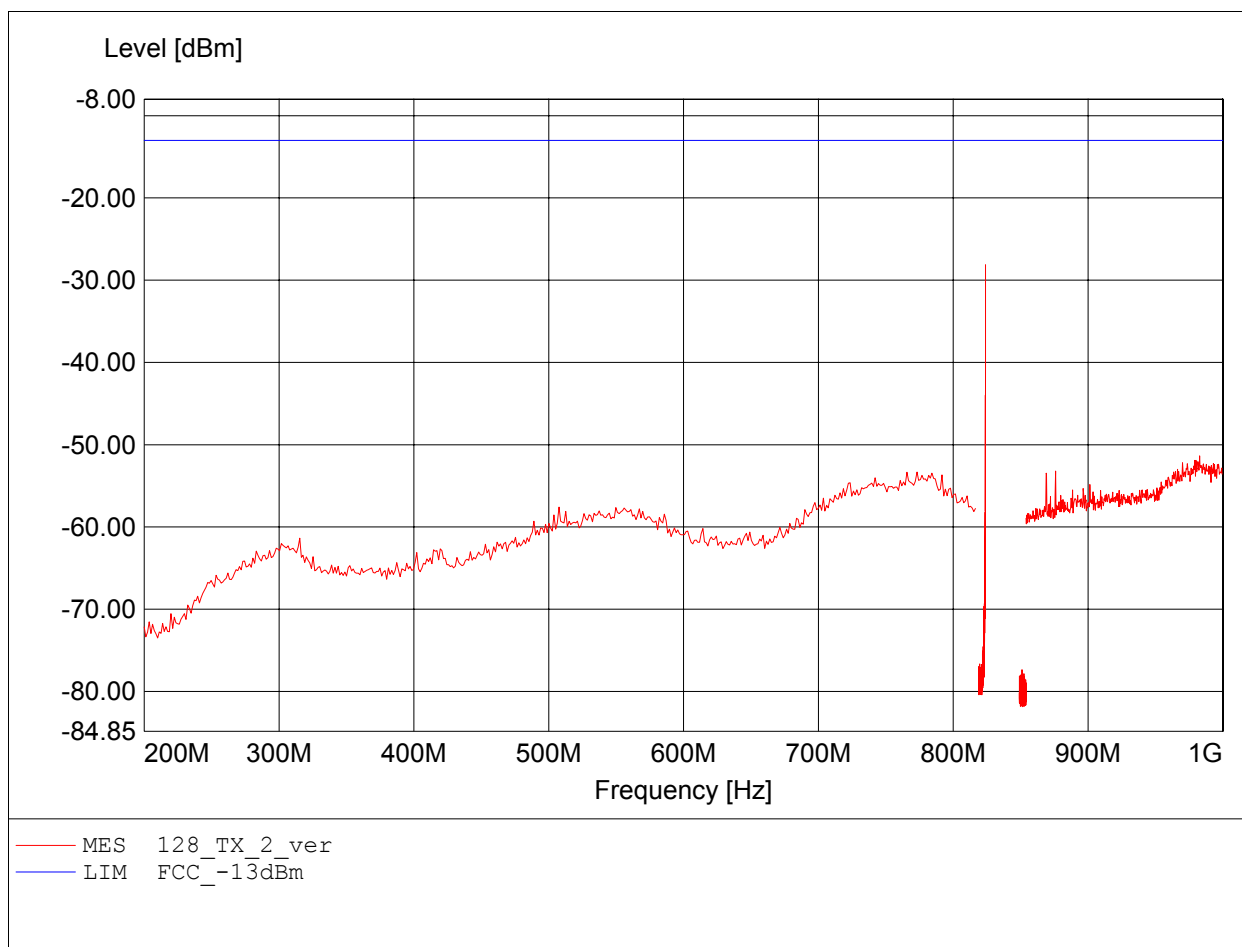
Radiated Emissions Tx
FCC RULES PART 22 SUBPART H

Approval Holder: Leica Geosystems AG
EUT / Model: Field controller
CS10 / EUT horizontal / Mode: GPRS
Test Site / Operator: Eurofins Product Service GmbH / Mr. Pudell
Test Conditions 1: Tnom: 25°C / Unom.: 7.4V battery
Test Conditions 2: Freq. / CH: 128
Comment 1: Dist.: 3m, Ant.: HK 116
Comment 2: Freq: 177.174MHz, Pmax: -46.47dBm, RBW: 100kHz



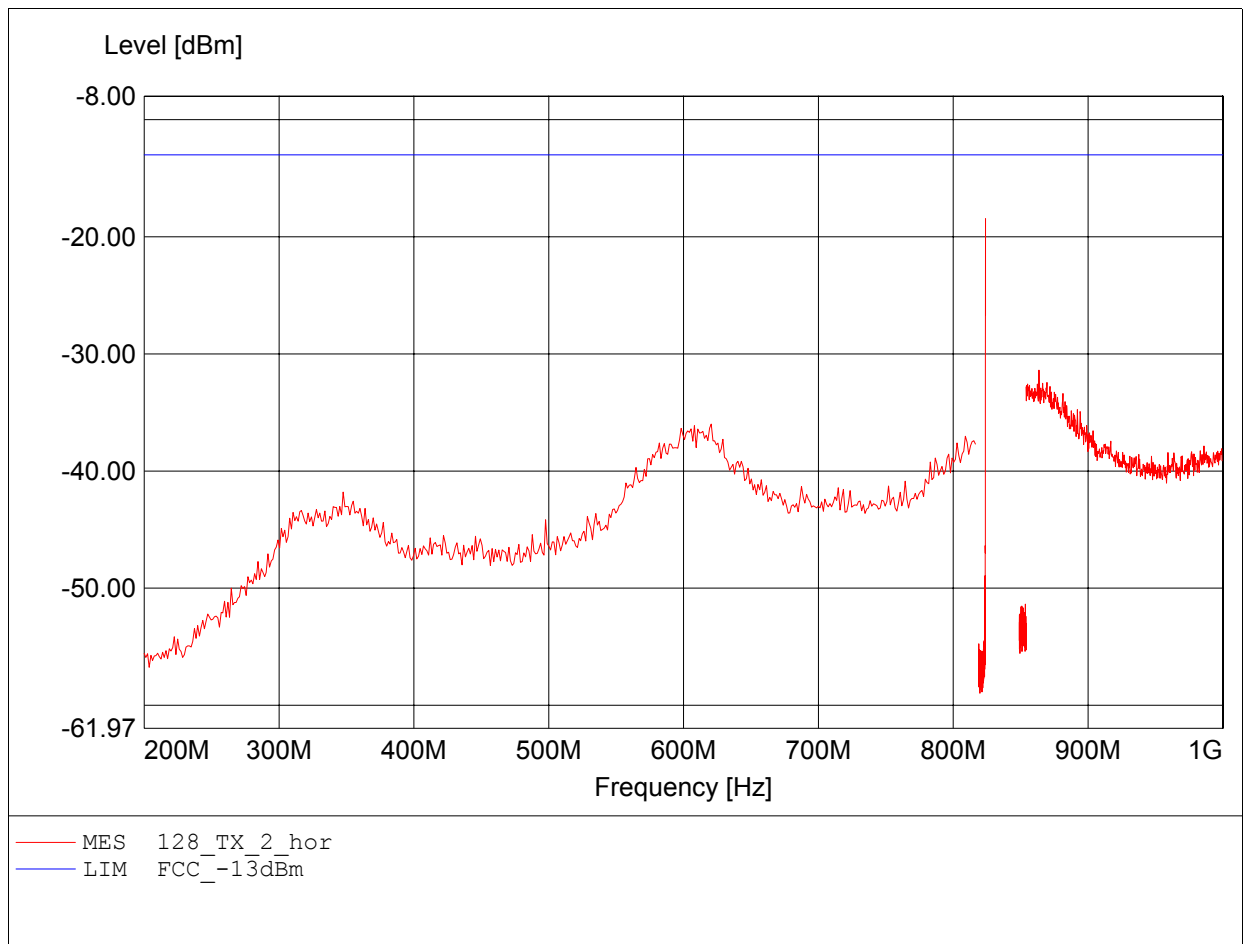
Radiated Emissions Tx
FCC RULES PART 22 SUBPART H

Approval Holder: Leica Geosystems AG
EUT / Model: Field controller
CS10 / EUT horizontal / Mode: GPRS
Test Site / Operator: Eurofins Product Service GmbH / Mr. Pudell
Test Conditions 1: Tnom: 25°C / Unom.: 7.4V battery
Test Conditions 2: Freq. / CH: 128
Comment 1: Dist.: 3m, Ant.: HL 223+notch
Comment 2: Freq: 823.980MHz, Pmax: -28.10dBm, RBW: 100kHz



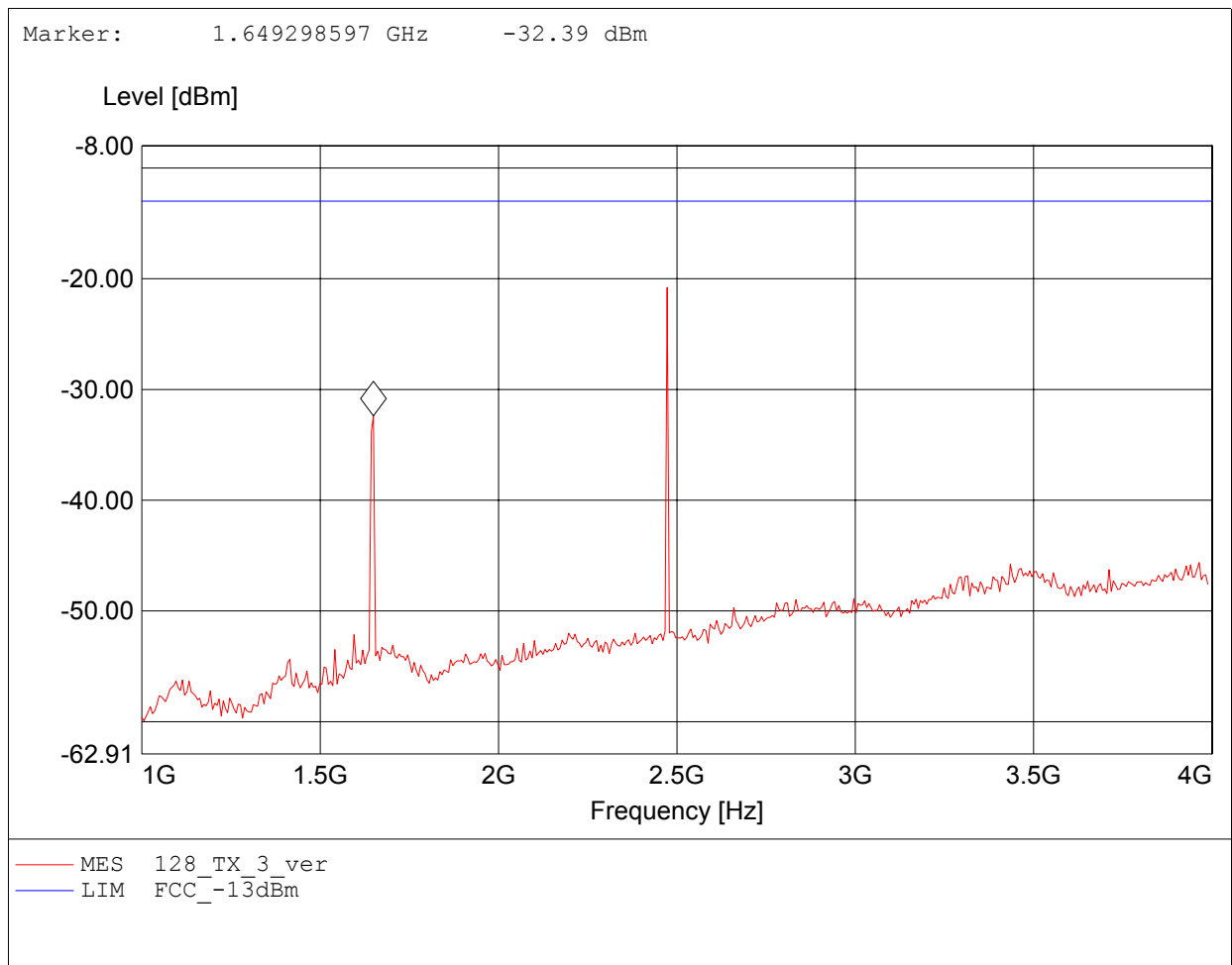
Radiated Emissions Tx
FCC RULES PART 22 SUBPART H

Approval Holder: Leica Geosystems AG
EUT / Model: Field controller
CS10 / EUT horizontal / Mode: GPRS
Test Site / Operator: Eurofins Product Service GmbH / Mr. Pudell
Test Conditions 1: Tnom: 25°C / Unom.: 7.4V battery
Test Conditions 2: Freq. / CH: 128
Comment 1: Dist.: 3m, Ant.: HL 223+notch
Comment 2: Freq: 823.970MHz, Pmax: -18.46dBm, RBW: 100kHz



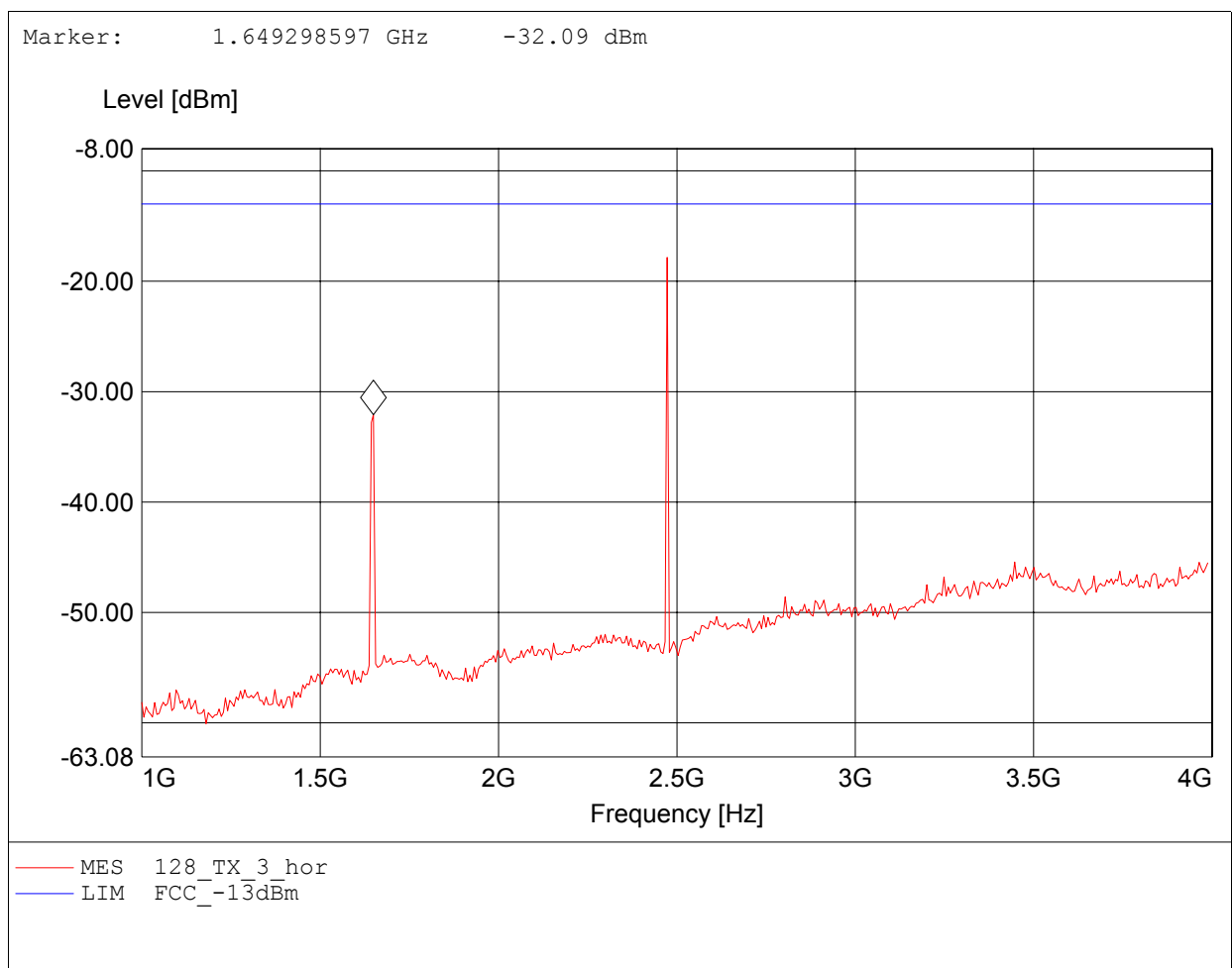
Radiated Emissions Tx
FCC RULES PART 22 SUBPART H

Approval Holder: Leica Geosystems AG
EUT / Model: Field controller
CS10 / EUT horizontal / Mode: GPRS
Test Site / Operator: Eurofins Product Service GmbH / Mr. Pudell
Test Conditions 1: Tnom: 25°C / Unom.: 7.4V battery
Test Conditions 2: Freq. / CH: 128
Comment 1: Dist.: 3m, Ant.: HL025, ampl.+HP.
Comment 2: Freq: 2.473GHz, Pmax: -20.80dBm, RBW: 1MHz



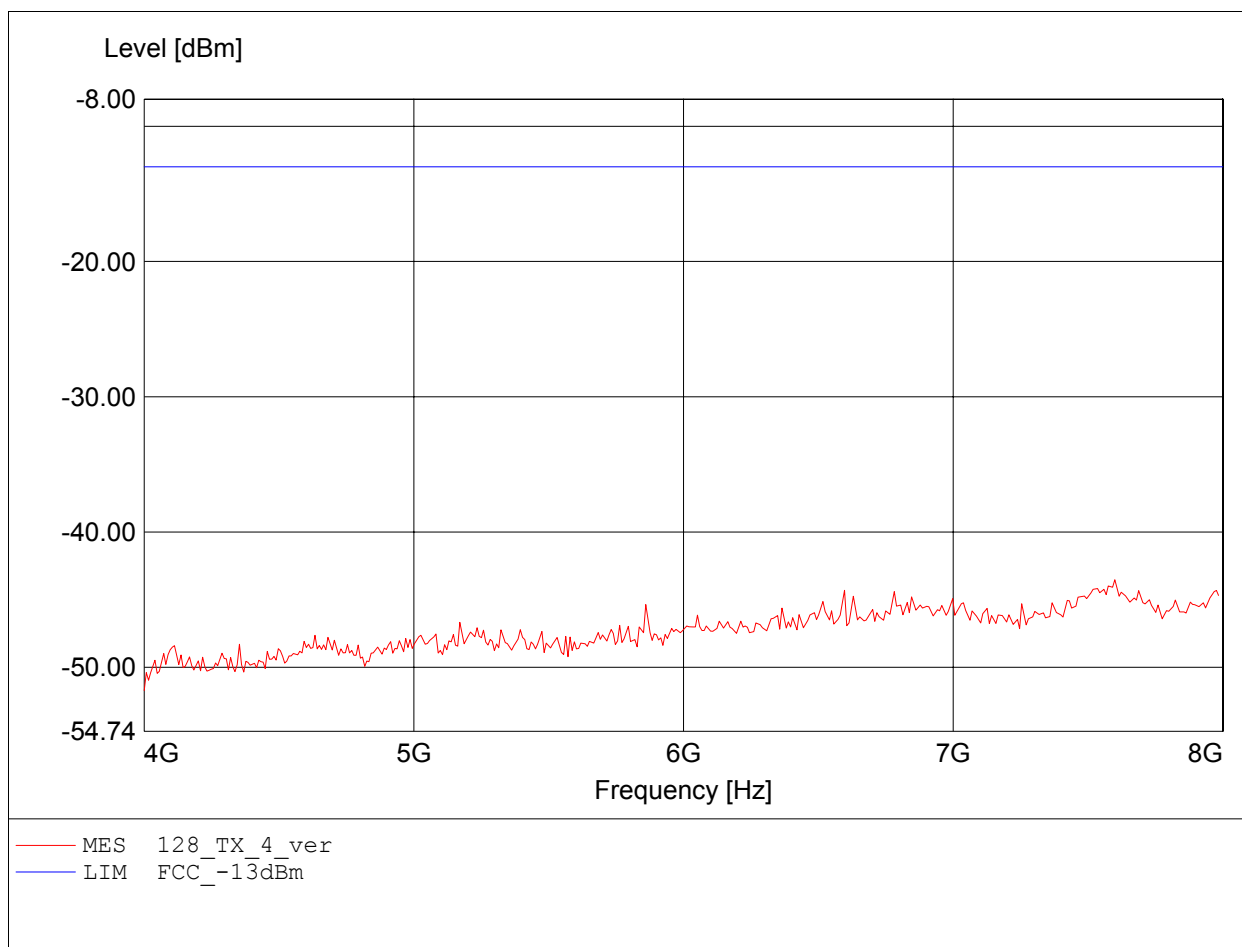
Radiated Emissions Tx
FCC RULES PART 22 SUBPART H

Approval Holder: Leica Geosystems AG
 EUT / Model: Field controller
 CS10 / EUT horizontal / Mode: GPRS
 Test Site / Operator: Eurofins Product Service GmbH / Mr. Pudell
 Test Conditions 1: Tnom: 25°C / Unom.: 7.4V battery
 Test Conditions 2: Freq. / CH: 128
 Comment 1: Dist.: 3m, Ant.: HL025, ampl.+HP.
 Comment 2: Freq: 2.473GHz, Pmax: -17.83dBm, RBW: 1MHz



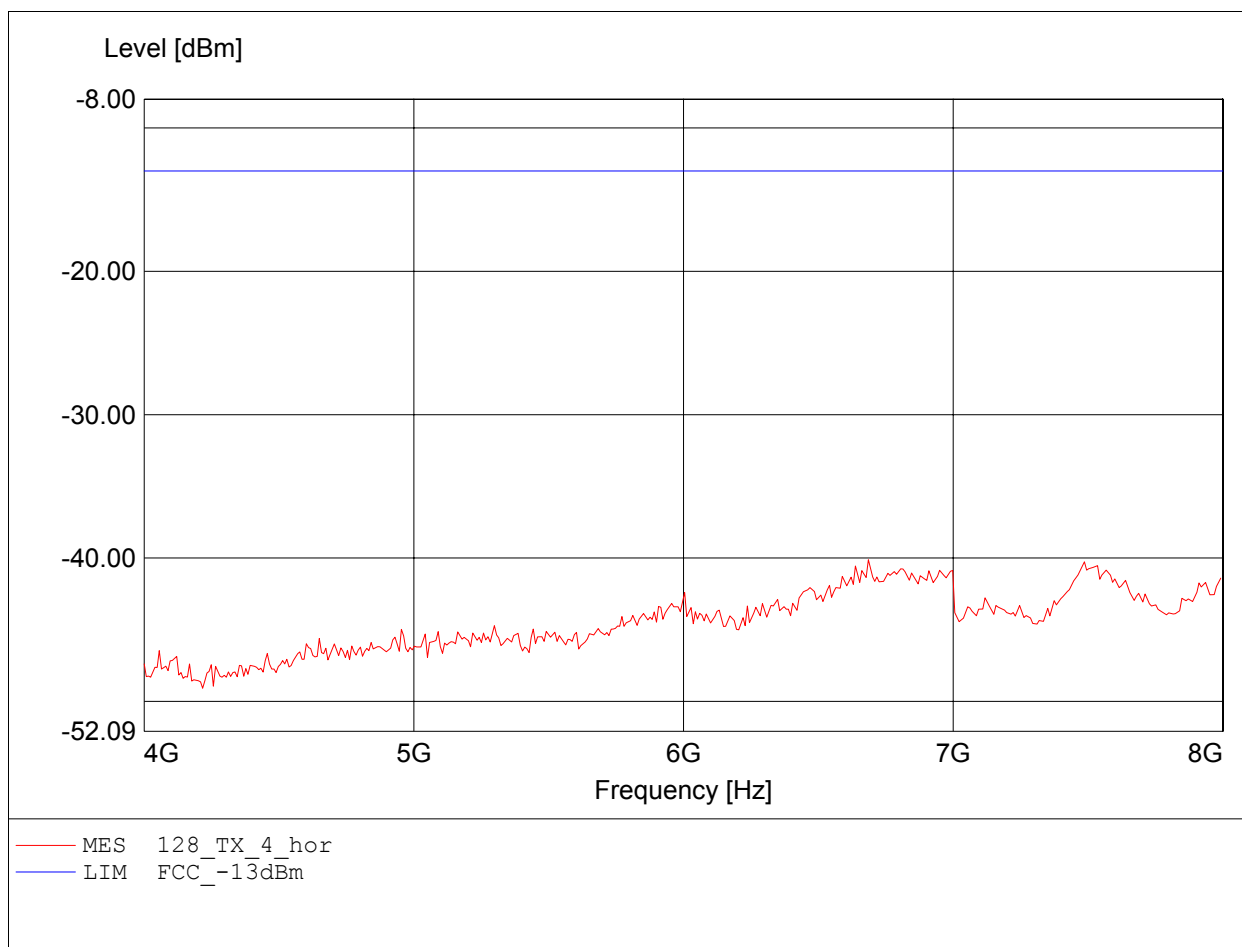
Radiated Emissions Tx
FCC RULES PART 22 SUBPART H

Approval Holder: Leica Geosystems AG
EUT / Model: Field controller
CS10 / EUT horizontal / Mode: GPRS
Test Site / Operator: Eurofins Product Service GmbH / Mr. Pudell
Test Conditions 1: Tnom: 25°C / Unom.: 7.4V battery
Test Conditions 2: Freq. / CH: 128
Comment 1: Dist.: 3m, Ant.: HL025, ampl.+HP.
Comment 2: Freq: 7.599GHz, Pmax: -43.53dBm, RBW: 1MHz



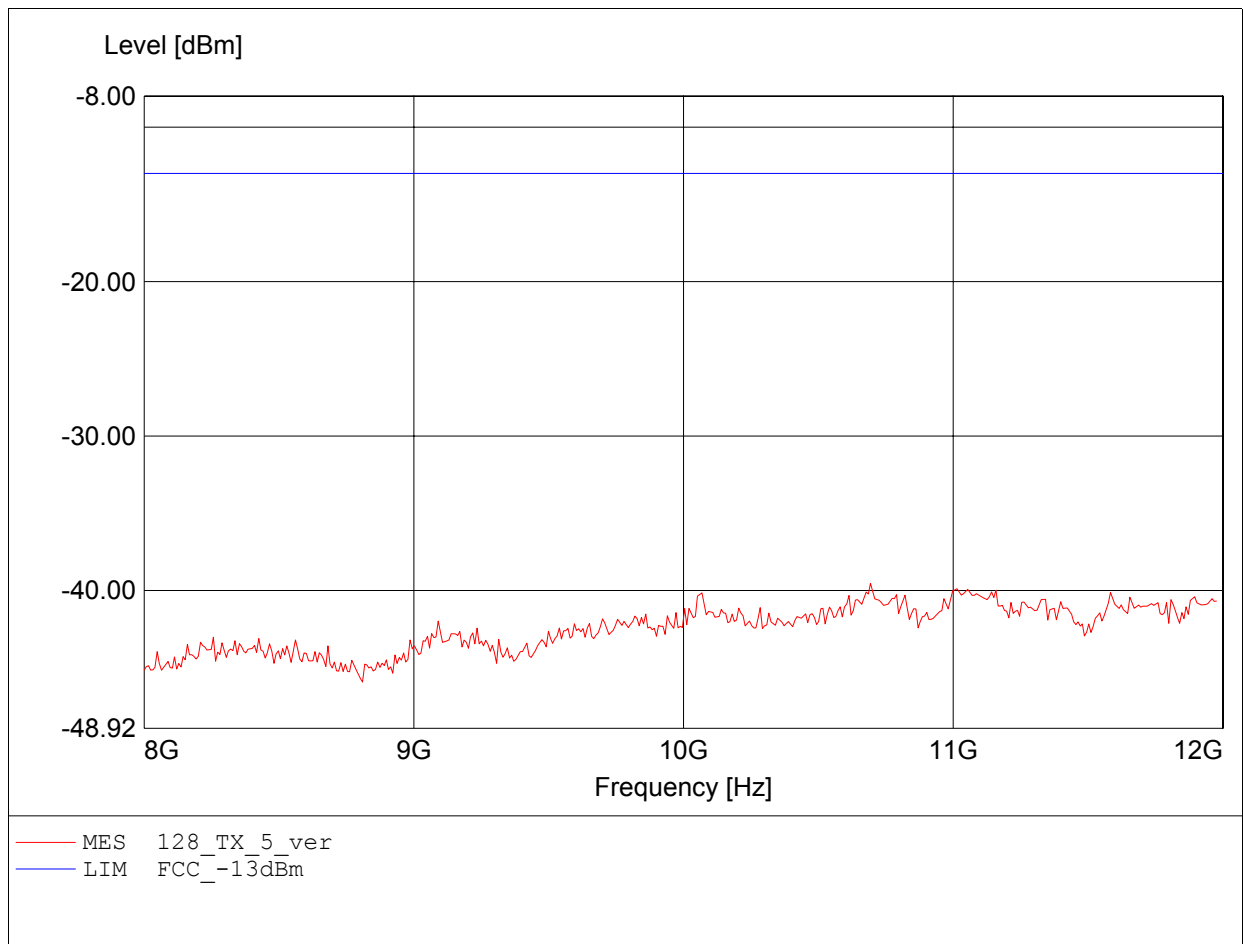
Radiated Emissions Tx
FCC RULES PART 22 SUBPART H

Approval Holder: Leica Geosystems AG
EUT / Model: Field controller
CS10 / EUT horizontal / Mode: GPRS
Test Site / Operator: Eurofins Product Service GmbH / Mr. Pudell
Test Conditions 1: Tnom: 25°C / Unom.: 7.4V battery
Test Conditions 2: Freq. / CH: 128
Comment 1: Dist.: 3m, Ant.: HL025, ampl.+HP.
Comment 2: Freq: 6.685GHz, Pmax: -40.12dBm, RBW: 1MHz



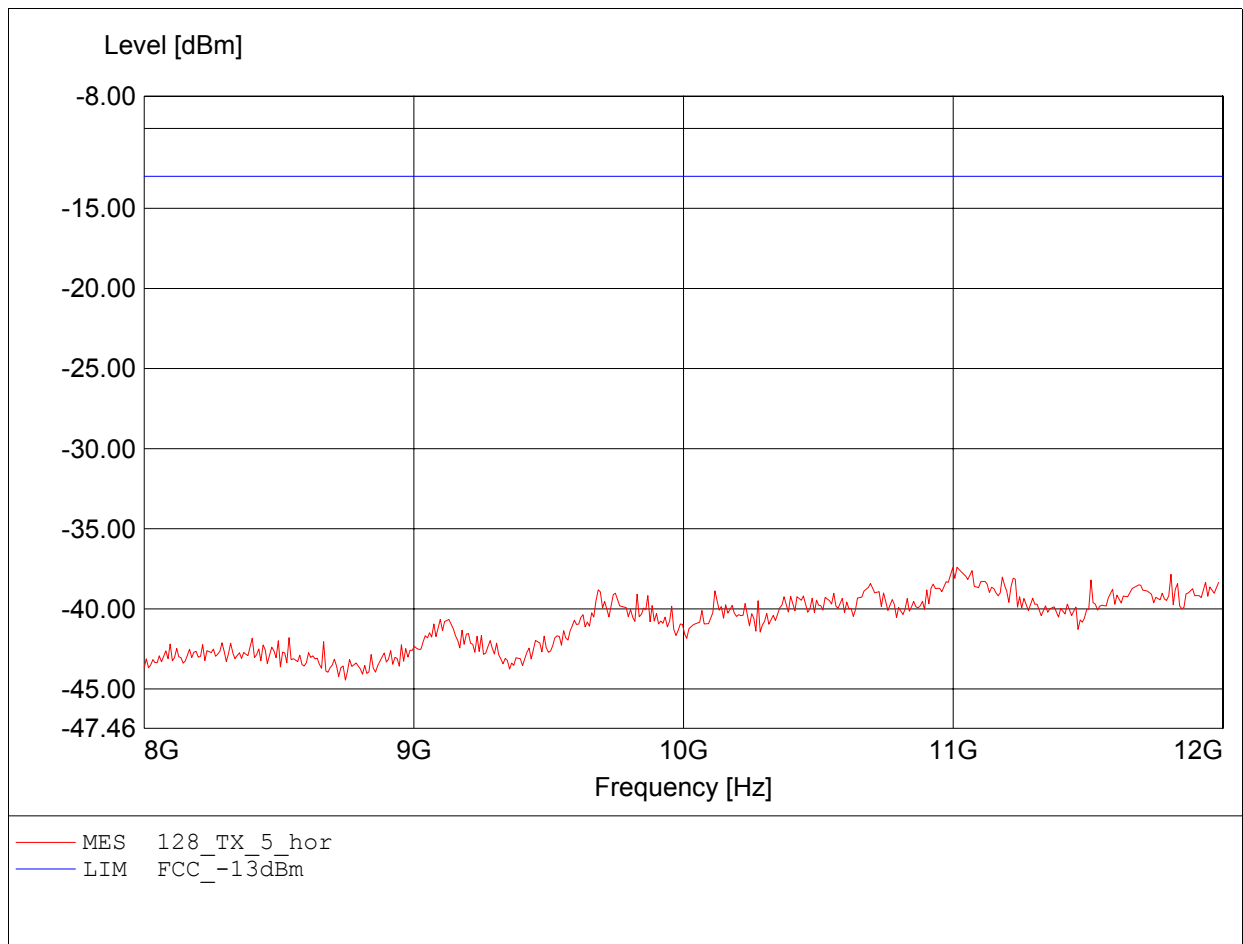
Radiated Emissions Tx
FCC RULES PART 22 SUBPART H

Approval Holder: Leica Geosystems AG
EUT / Model: Field controller
CS10 / EUT horizontal / Mode: GPRS
Test Site / Operator: Eurofins Product Service GmbH / Mr. Pudell
Test Conditions 1: Tnom: 25°C / Unom.: 7.4V battery
Test Conditions 2: Freq. / CH: 128
Comment 1: Dist.: 3m, Ant.: HL025, ampl.+HP.
Comment 2: Freq: 10.693GHz, Pmax: -39.53dBm, RBW: 1MHz



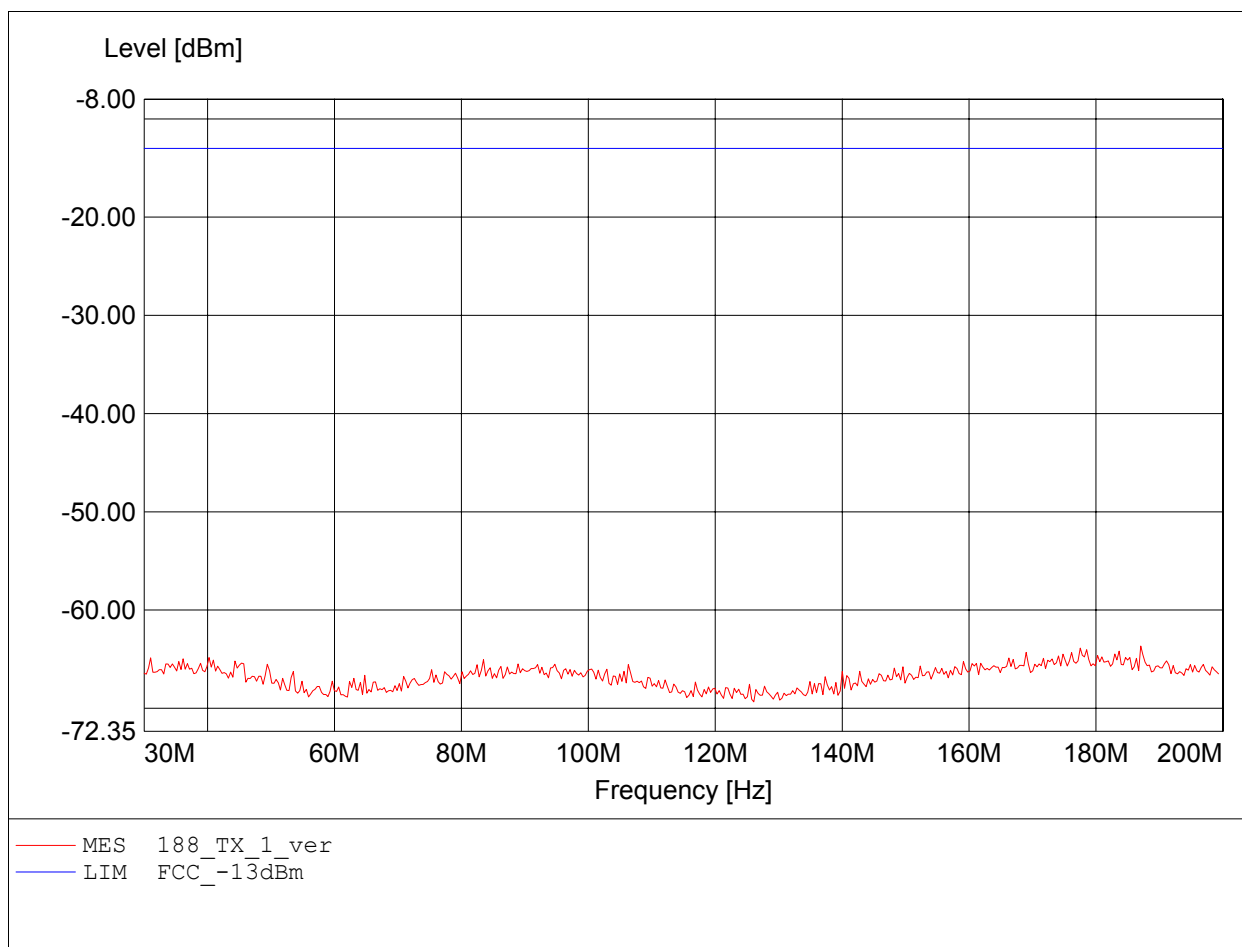
Radiated Emissions Tx
FCC RULES PART 22 SUBPART H

Approval Holder: Leica Geosystems AG
 EUT / Model: Field controller
 CS10 / EUT horizontal / Mode: GPRS
 Test Site / Operator: Eurofins Product Service GmbH / Mr. Pudell
 Test Conditions 1: Tnom: 25°C / Unom.: 7.4V battery
 Test Conditions 2: Freq. / CH: 128
 Comment 1: Dist.: 3m, Ant.: HL025, ampl.+HP.
 Comment 2: Freq: 11.014GHz, Pmax: -37.41dBm, RBW: 1MHz



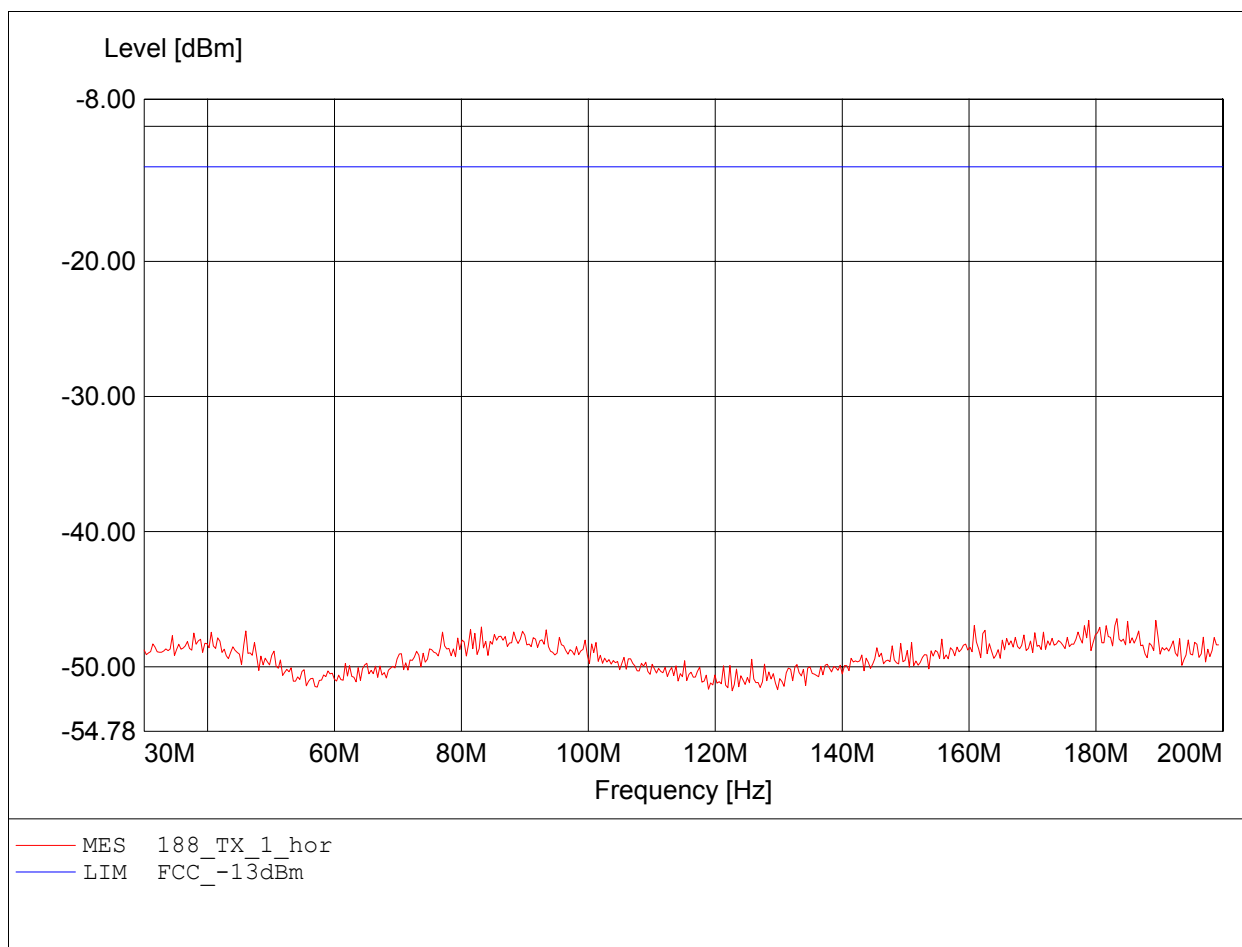
Radiated Emissions Tx
FCC RULES PART 22 SUBPART H

Approval Holder: Leica Geosystems AG
EUT / Model: Field controller
CS10 / EUT horizontal / Mode: GPRS
Test Site / Operator: Eurofins Product Service GmbH / Mr. Pudell
Test Conditions 1: Tnom: 25°C / Unom.: 7.4V battery
Test Conditions 2: Freq. / CH: 188
Comment 1: Dist.: 3m, Ant.: HK 116
Comment 2: Freq: 187.054MHz, Pmax: -63.67dBm, RBW: 100kHz



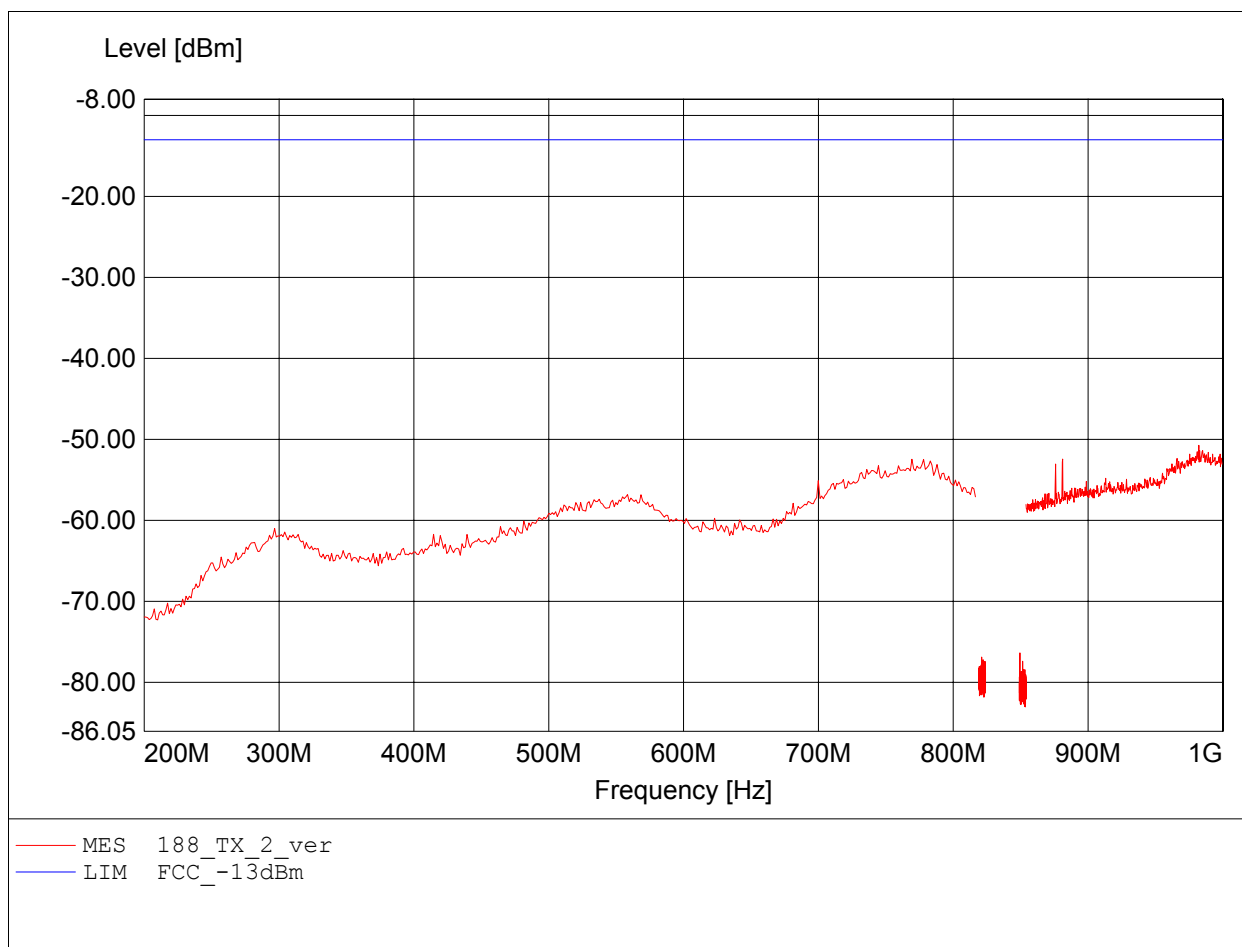
Radiated Emissions Tx
FCC RULES PART 22 SUBPART H

Approval Holder: Leica Geosystems AG
EUT / Model: Field controller
CS10 / EUT horizontal / Mode: GPRS
Test Site / Operator: Eurofins Product Service GmbH / Mr. Pudell
Test Conditions 1: Tnom: 25°C / Unom.: 7.4V battery
Test Conditions 2: Freq. / CH: 188
Comment 1: Dist.: 3m, Ant.: HK 116
Comment 2: Freq: 183.307MHz, Pmax: -46.44dBm, RBW: 100kHz



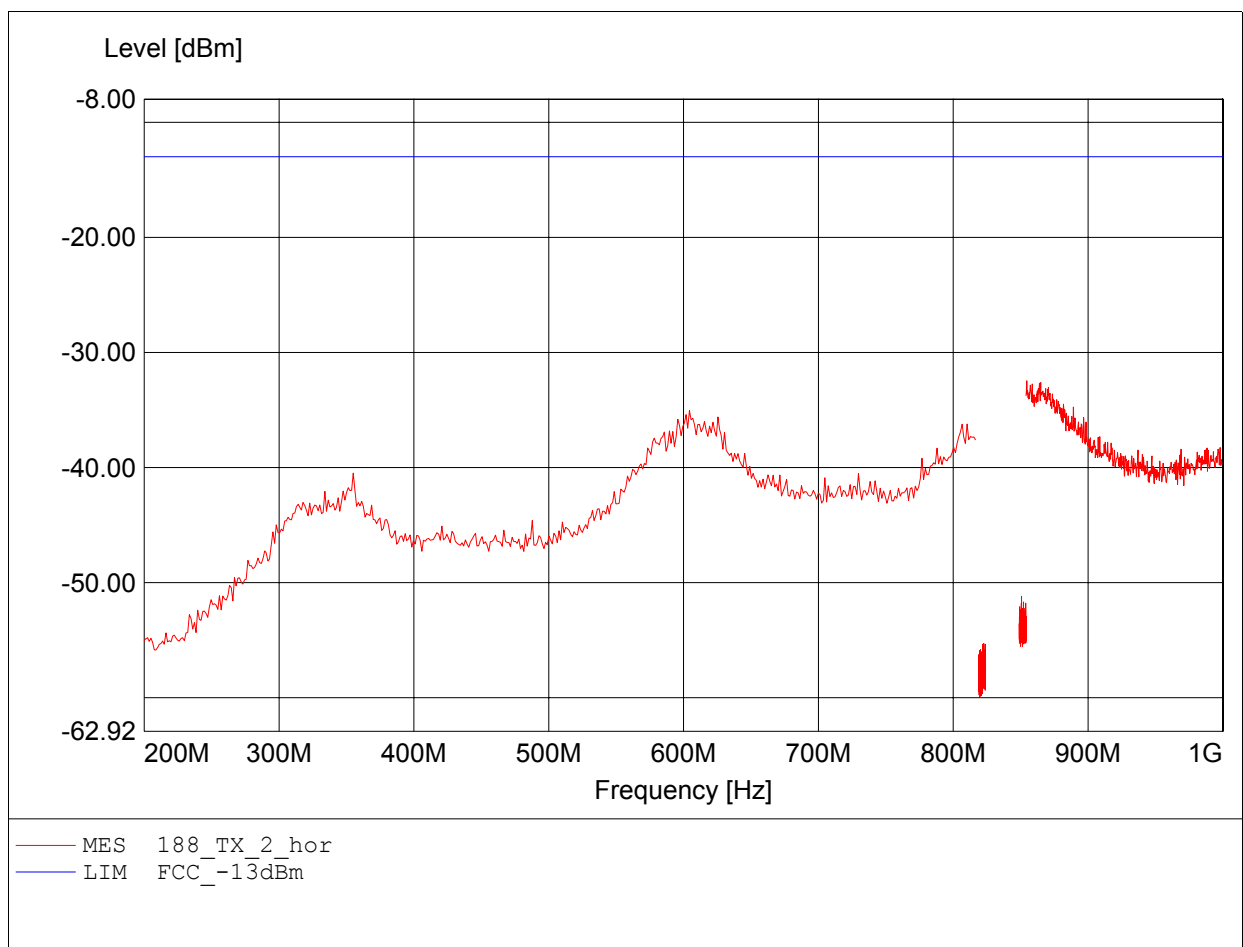
Radiated Emissions Tx
FCC RULES PART 22 SUBPART H

Approval Holder: Leica Geosystems AG
EUT / Model: Field controller
CS10 / EUT horizontal / Mode: GPRS
Test Site / Operator: Eurofins Product Service GmbH / Mr. Pudell
Test Conditions 1: Tnom: 25°C / Unom.: 7.4V battery
Test Conditions 2: Freq. / CH: 188
Comment 1: Dist.: 3m, Ant.: HL 223+notch
Comment 2: Freq: 982.152MHz, Pmax: -50.72dBm, RBW: 100kHz



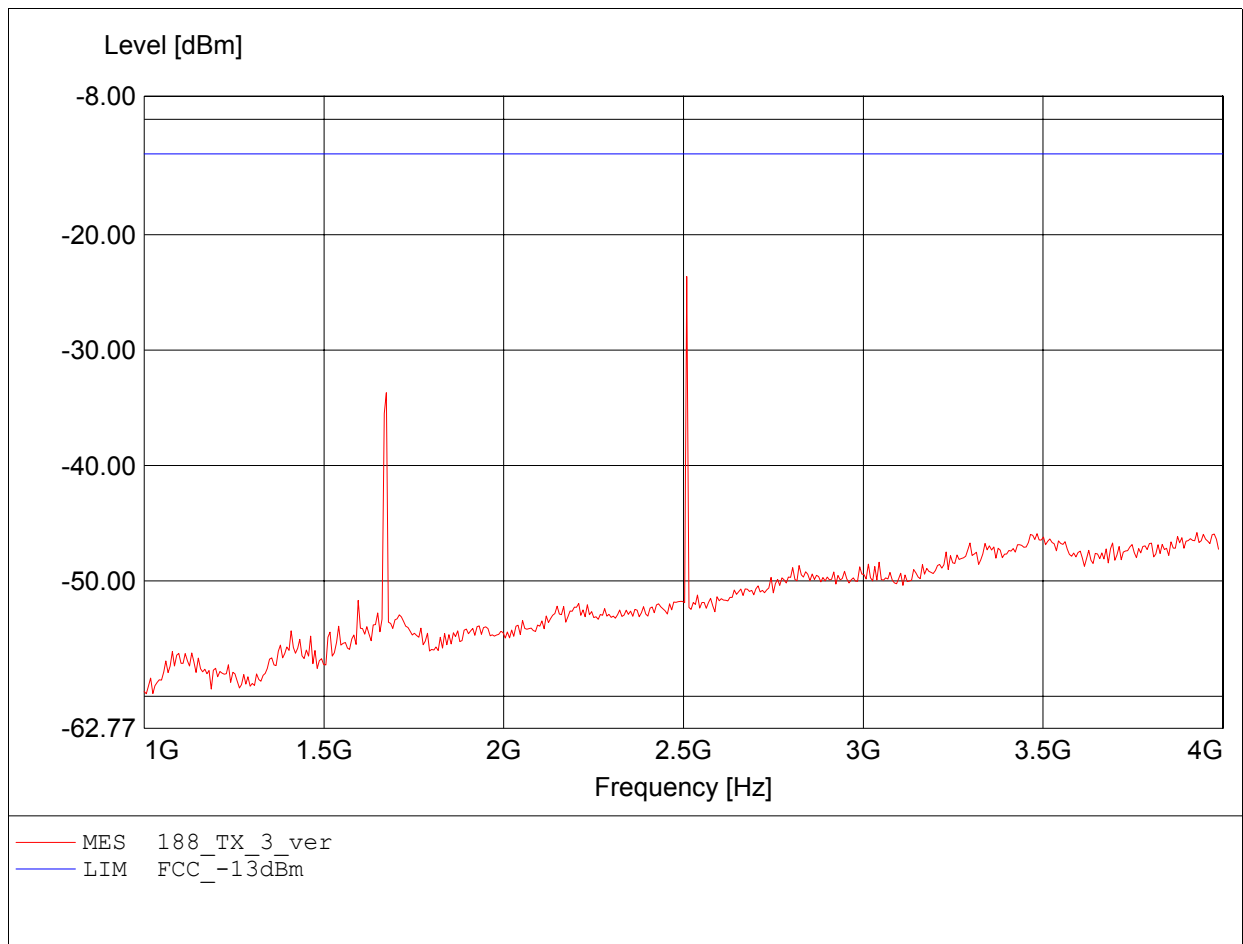
Radiated Emissions Tx
FCC RULES PART 22 SUBPART H

Approval Holder: Leica Geosystems AG
EUT / Model: Field controller
CS10 / EUT horizontal / Mode: GPRS
Test Site / Operator: Eurofins Product Service GmbH / Mr. Pudell
Test Conditions 1: Tnom: 25°C / Unom.: 7.4V battery
Test Conditions 2: Freq. / CH: 188
Comment 1: Dist.: 3m, Ant.: HL 223+notch
Comment 2: Freq: 854.585MHz, Pmax: -32.46dBm, RBW: 100kHz



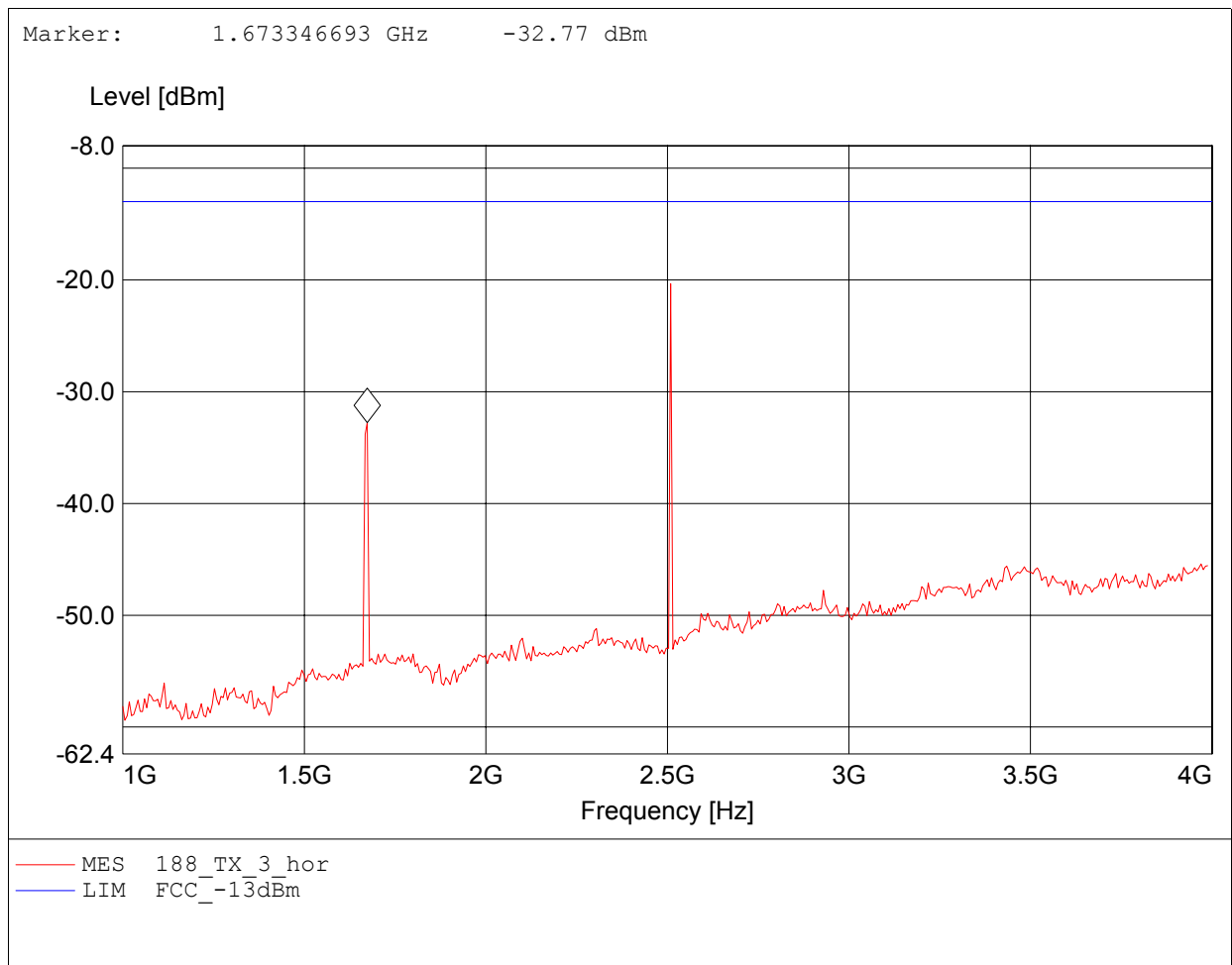
Radiated Emissions Tx
FCC RULES PART 22 SUBPART H

Approval Holder: Leica Geosystems AG
EUT / Model: Field controller
CS10 / EUT horizontal / Mode: GPRS
Test Site / Operator: Eurofins Product Service GmbH / Mr. Pudell
Test Conditions 1: Tnom: 25°C / Unom.: 7.4V battery
Test Conditions 2: Freq. / CH: 188
Comment 1: Dist.: 3m, Ant.: HL025, ampl.+HP.
Comment 2: Freq: 2.509GHz, Pmax: -23.62dBm, RBW: 1MHz



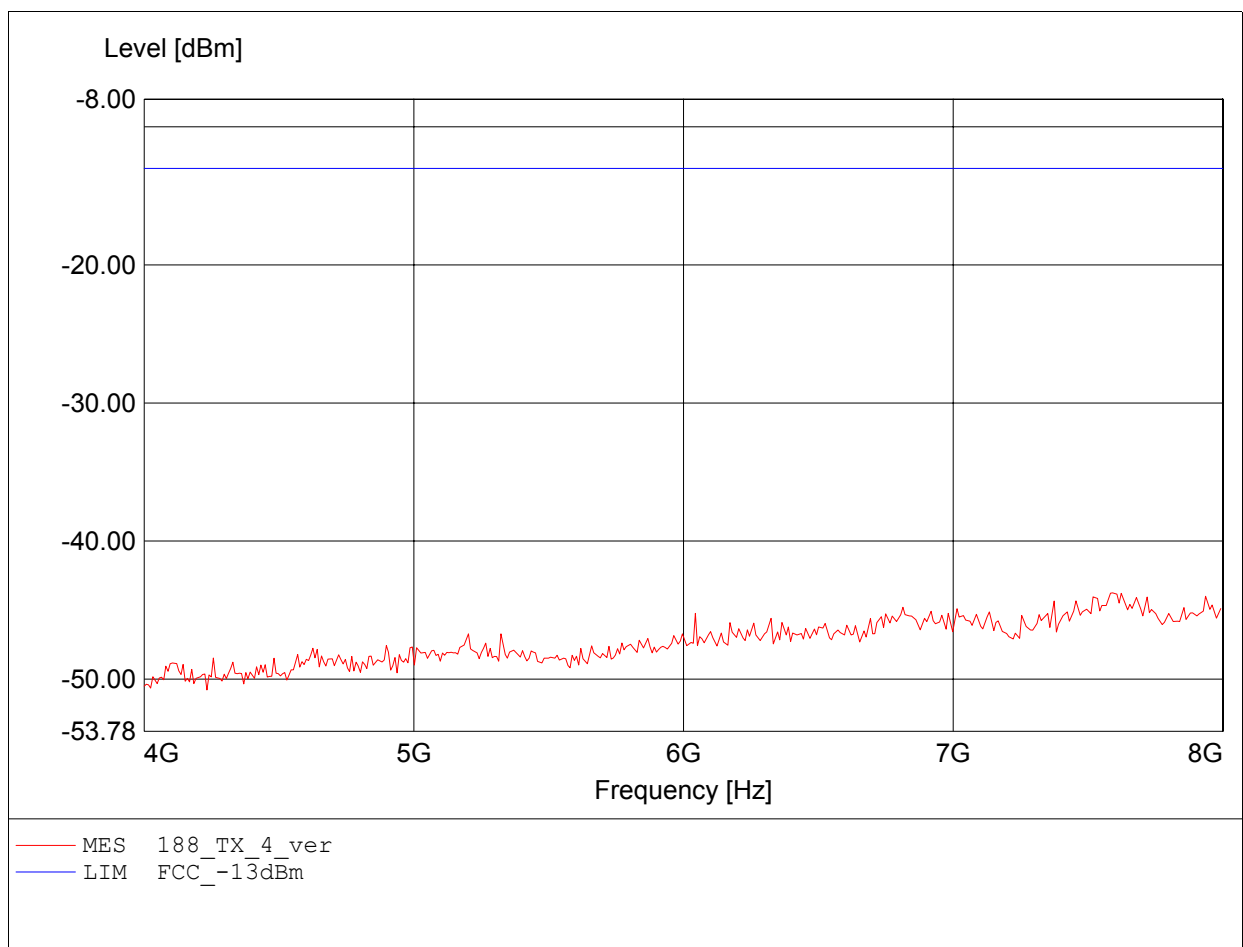
Radiated Emissions Tx
FCC RULES PART 22 SUBPART H

Approval Holder: Leica Geosystems AG
 EUT / Model: Field controller
 CS10 / EUT horizontal / Mode: GPRS
 Test Site / Operator: Eurofins Product Service GmbH / Mr. Pudell
 Test Conditions 1: Tnom: 25°C / Unom.: 7.4V battery
 Test Conditions 2: Freq. / CH: 188
 Comment 1: Dist.: 3m, Ant.: HL025, ampl.+HP.
 Comment 2: Freq: 2.509GHz, Pmax: -20.34dBm, RBW: 1MHz



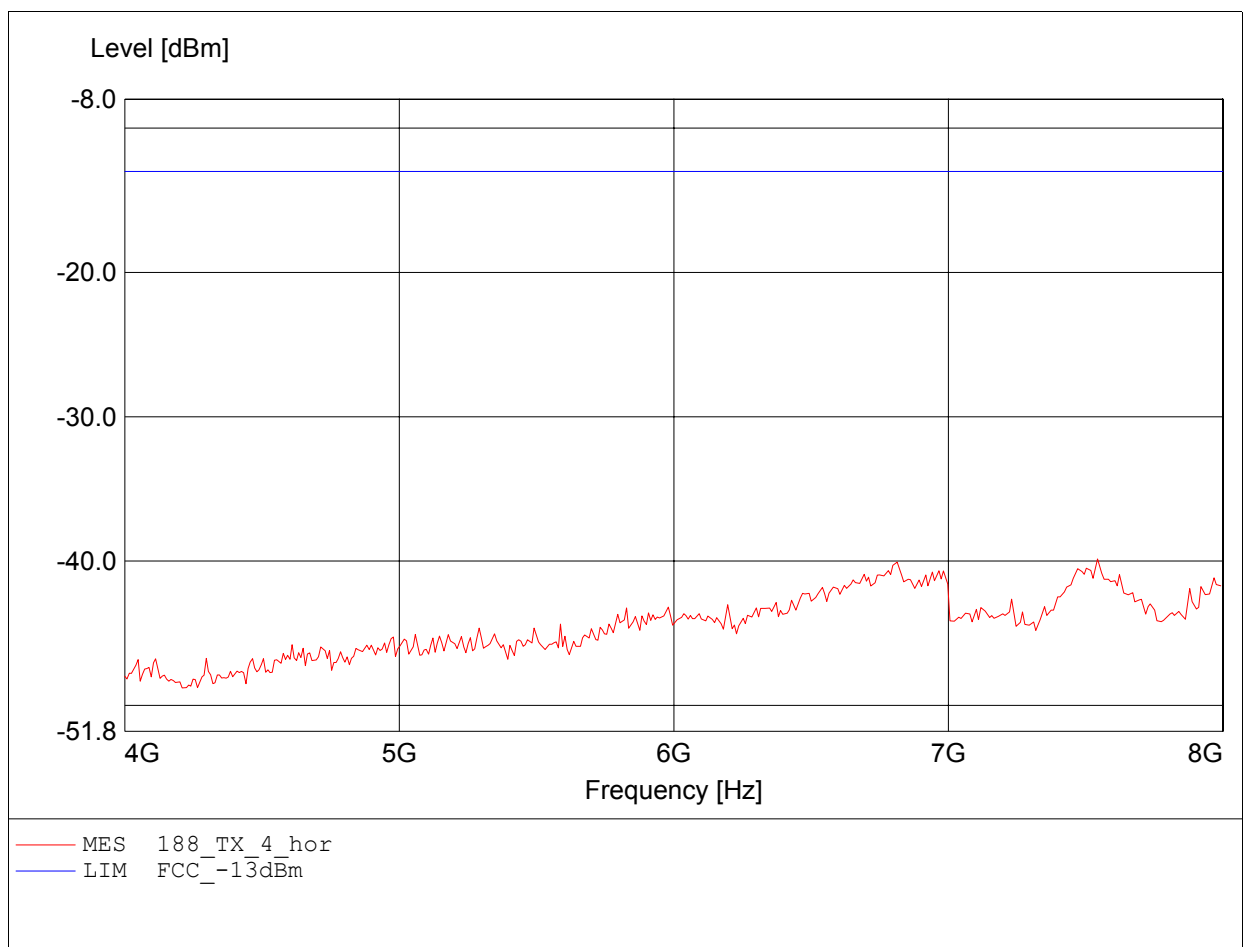
Radiated Emissions Tx
FCC RULES PART 22 SUBPART H

Approval Holder: Leica Geosystems AG
EUT / Model: Field controller
CS10 / EUT horizontal / Mode: GPRS
Test Site / Operator: Eurofins Product Service GmbH / Mr. Pudell
Test Conditions 1: Tnom: 25°C / Unom.: 7.4V battery
Test Conditions 2: Freq. / CH: 188
Comment 1: Dist.: 3m, Ant.: HL025, ampl.+HP.
Comment 2: Freq: 7.591GHz, Pmax: -43.76dBm, RBW: 1MHz



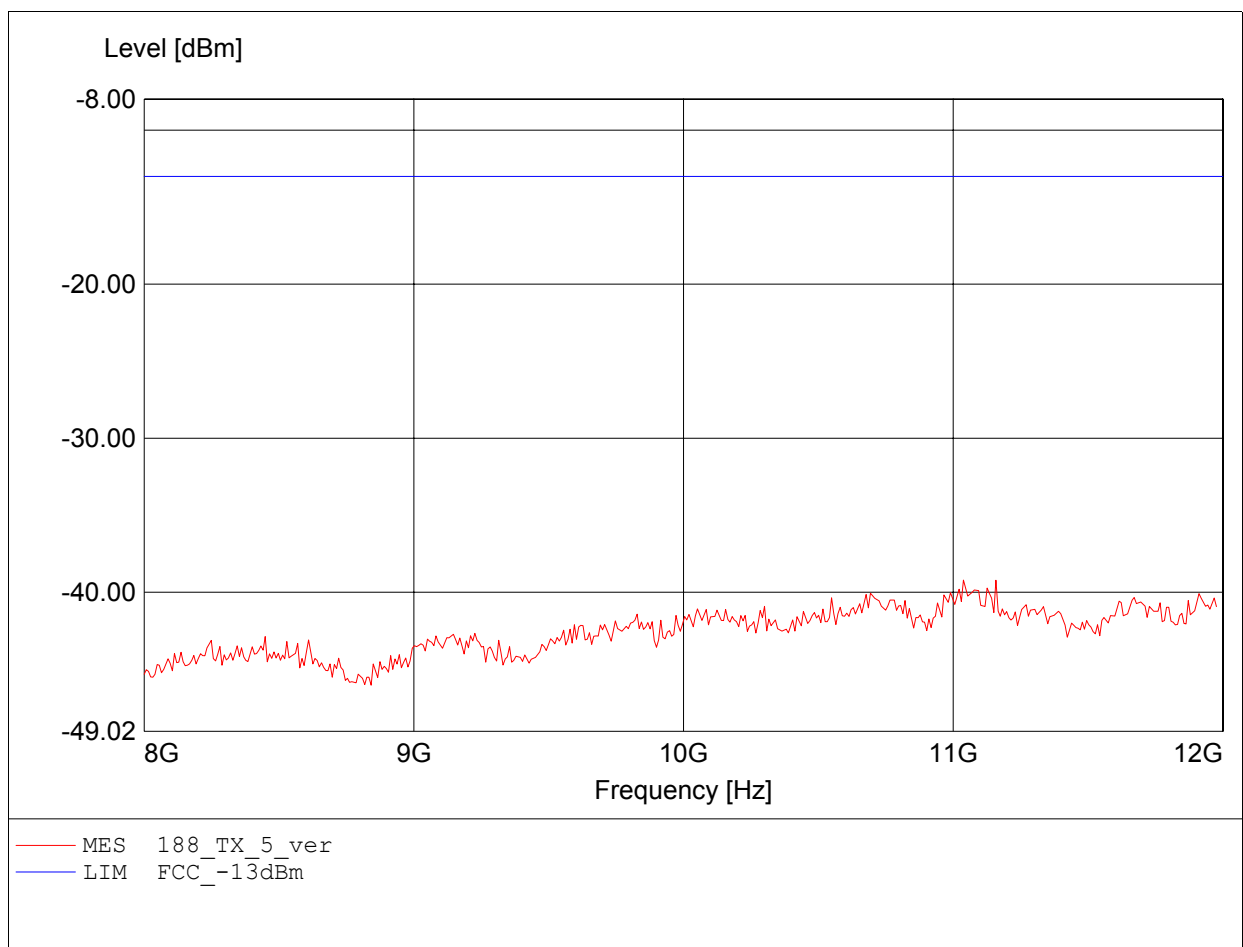
Radiated Emissions Tx
FCC RULES PART 22 SUBPART H

Approval Holder: Leica Geosystems AG
EUT / Model: Field controller
CS10 / EUT horizontal / Mode: GPRS
Test Site / Operator: Eurofins Product Service GmbH / Mr. Pudell
Test Conditions 1: Tnom: 25°C / Unom.: 7.4V battery
Test Conditions 2: Freq. / CH: 188
Comment 1: Dist.: 3m, Ant.: HL025, ampl.+HP.
Comment 2: Freq: 7.543GHz, Pmax: -39.85dBm, RBW: 1MHz



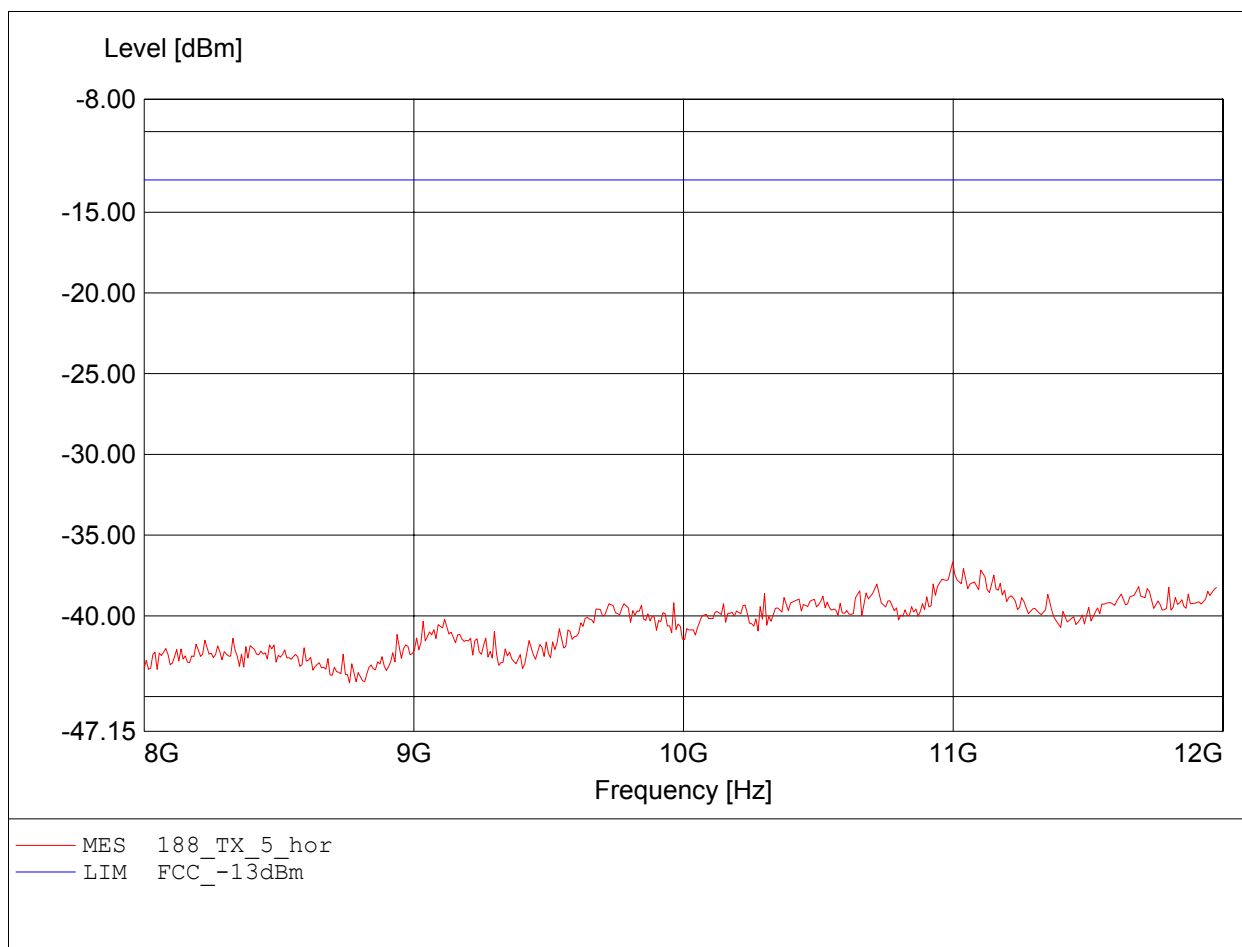
Radiated Emissions Tx
FCC RULES PART 22 SUBPART H

Approval Holder: Leica Geosystems AG
EUT / Model: Field controller
CS10 / EUT horizontal / Mode: GPRS
Test Site / Operator: Eurofins Product Service GmbH / Mr. Pudell
Test Conditions 1: Tnom: 25°C / Unom.: 7.4V battery
Test Conditions 2: Freq. / CH: 188
Comment 1: Dist.: 3m, Ant.: HL025, ampl.+HP.
Comment 2: Freq: 11.038GHz, Pmax: -39.20dBm, RBW: 1MHz



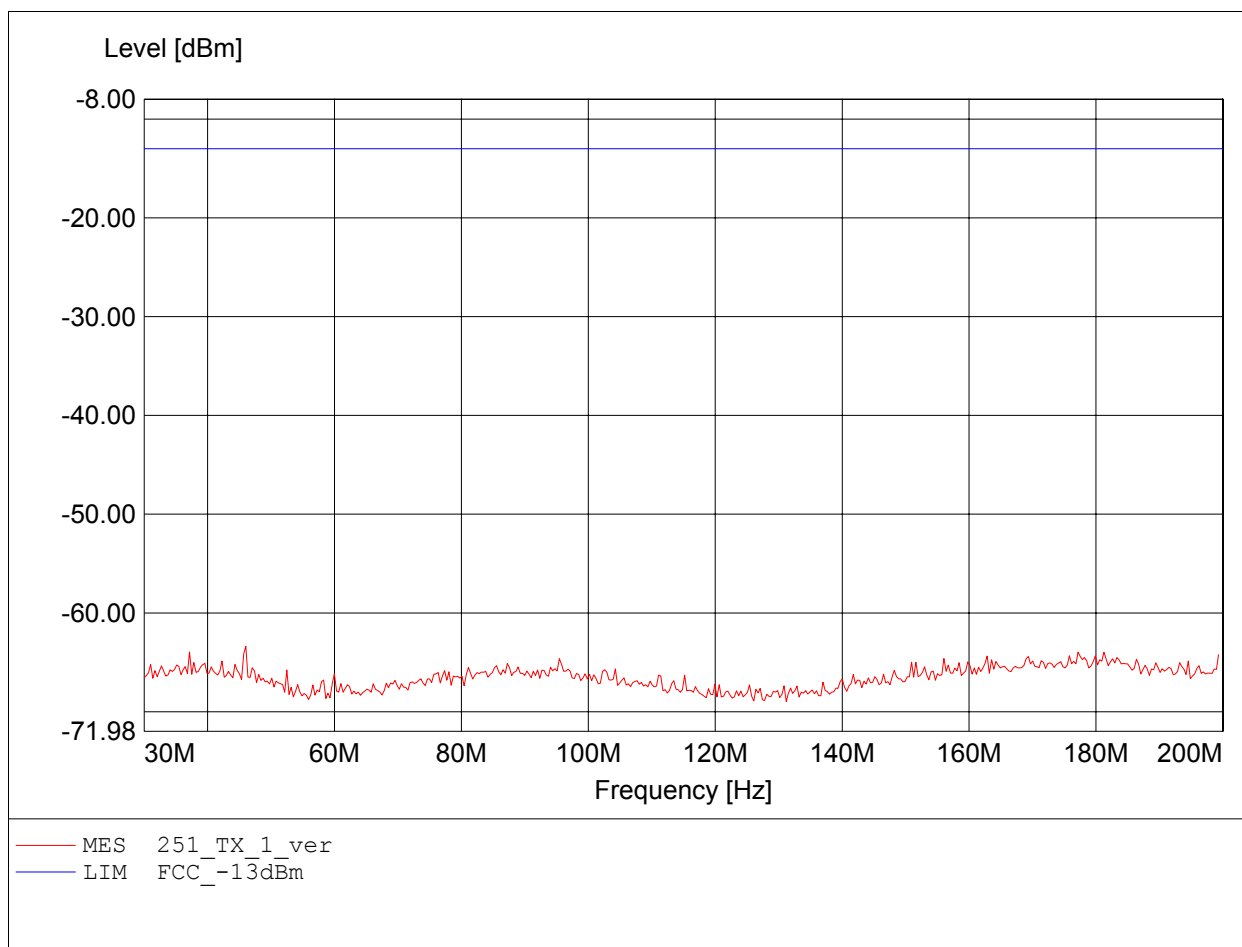
Radiated Emissions Tx
FCC RULES PART 22 SUBPART H

Approval Holder: Leica Geosystems AG
 EUT / Model: Field controller
 CS10 / EUT horizontal / Mode: GPRS
 Test Site / Operator: Eurofins Product Service GmbH / Mr. Pudell
 Test Conditions 1: Tnom: 25°C / Unom.: 7.4V battery
 Test Conditions 2: Freq. / CH: 188
 Comment 1: Dist.: 3m, Ant.: HL025, ampl.+HP.
 Comment 2: Freq: 10.998GHz, Pmax: -36.66dBm, RBW: 1MHz



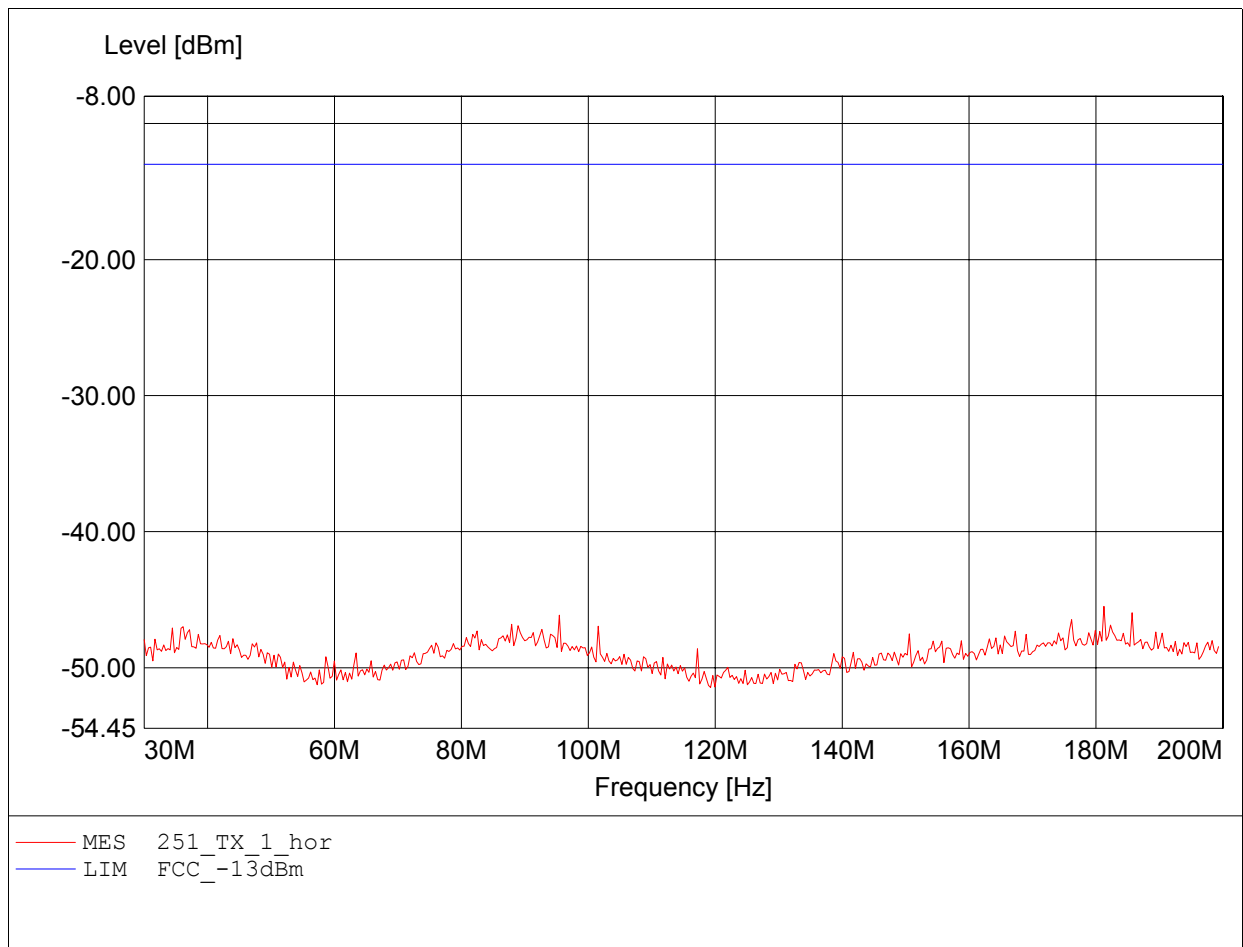
Radiated Emissions Tx
FCC RULES PART 22 SUBPART H

Approval Holder: Leica Geosystems AG
EUT / Model: Field controller
CS10 / EUT horizontal / Mode: GPRS
Test Site / Operator: Eurofins Product Service GmbH / Mr. Pudell
Test Conditions 1: Tnom: 25°C / Unom.: 7.4V battery
Test Conditions 2: Freq. / CH: 251
Comment 1: Dist.: 3m, Ant.: HK 116
Comment 2: Freq: 46.012MHz, Pmax: -63.38dBm, RBW: 100kHz



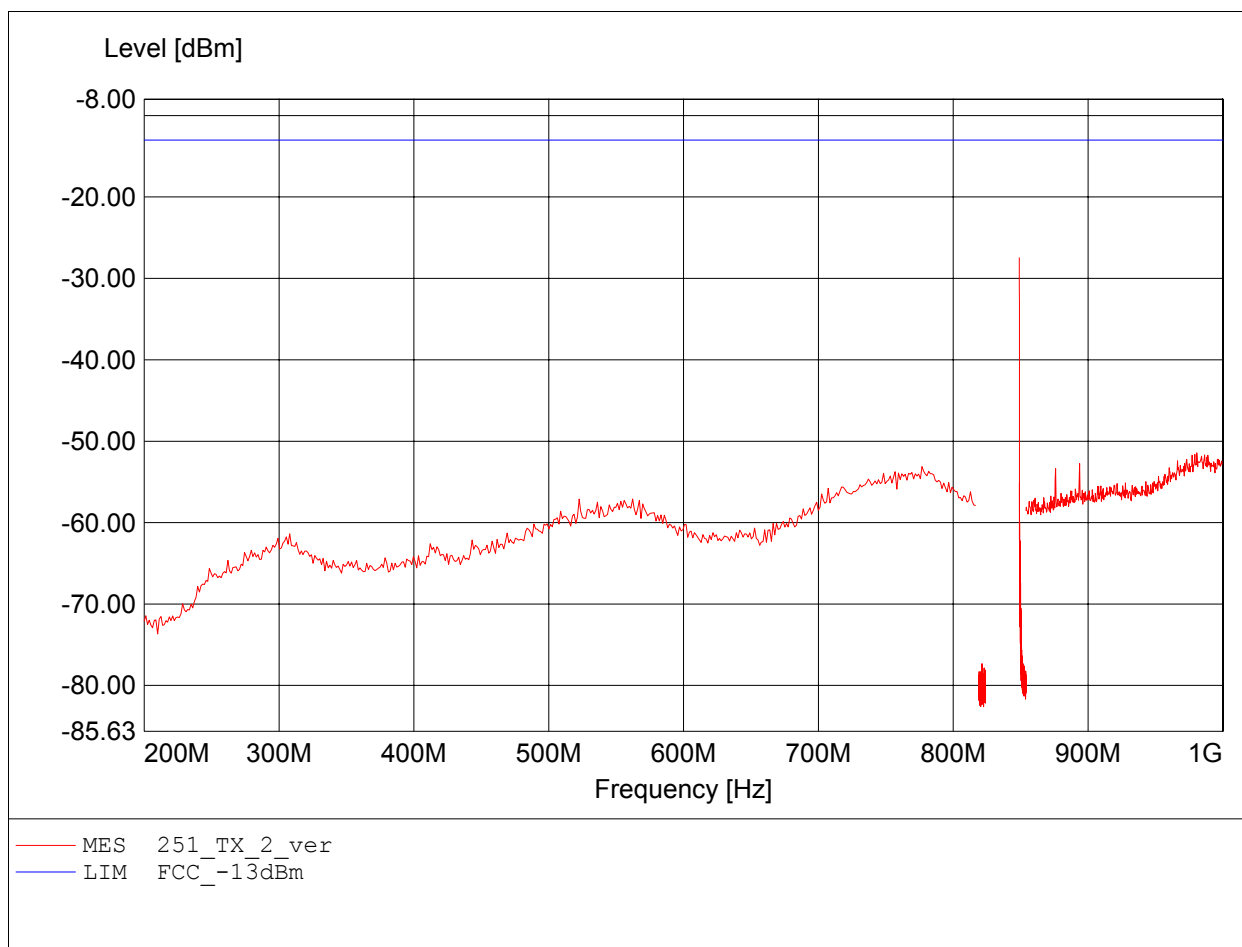
Radiated Emissions Tx
FCC RULES PART 22 SUBPART H

Approval Holder: Leica Geosystems AG
EUT / Model: Field controller
CS10 / EUT horizontal / Mode: GPRS
Test Site / Operator: Eurofins Product Service GmbH / Mr. Pudell
Test Conditions 1: Tnom: 25°C / Unom.: 7.4V battery
Test Conditions 2: Freq. / CH: 251
Comment 1: Dist.: 3m, Ant.: HK 116
Comment 2: Freq: 181.263MHz, Pmax: -45.49dBm, RBW: 100kHz



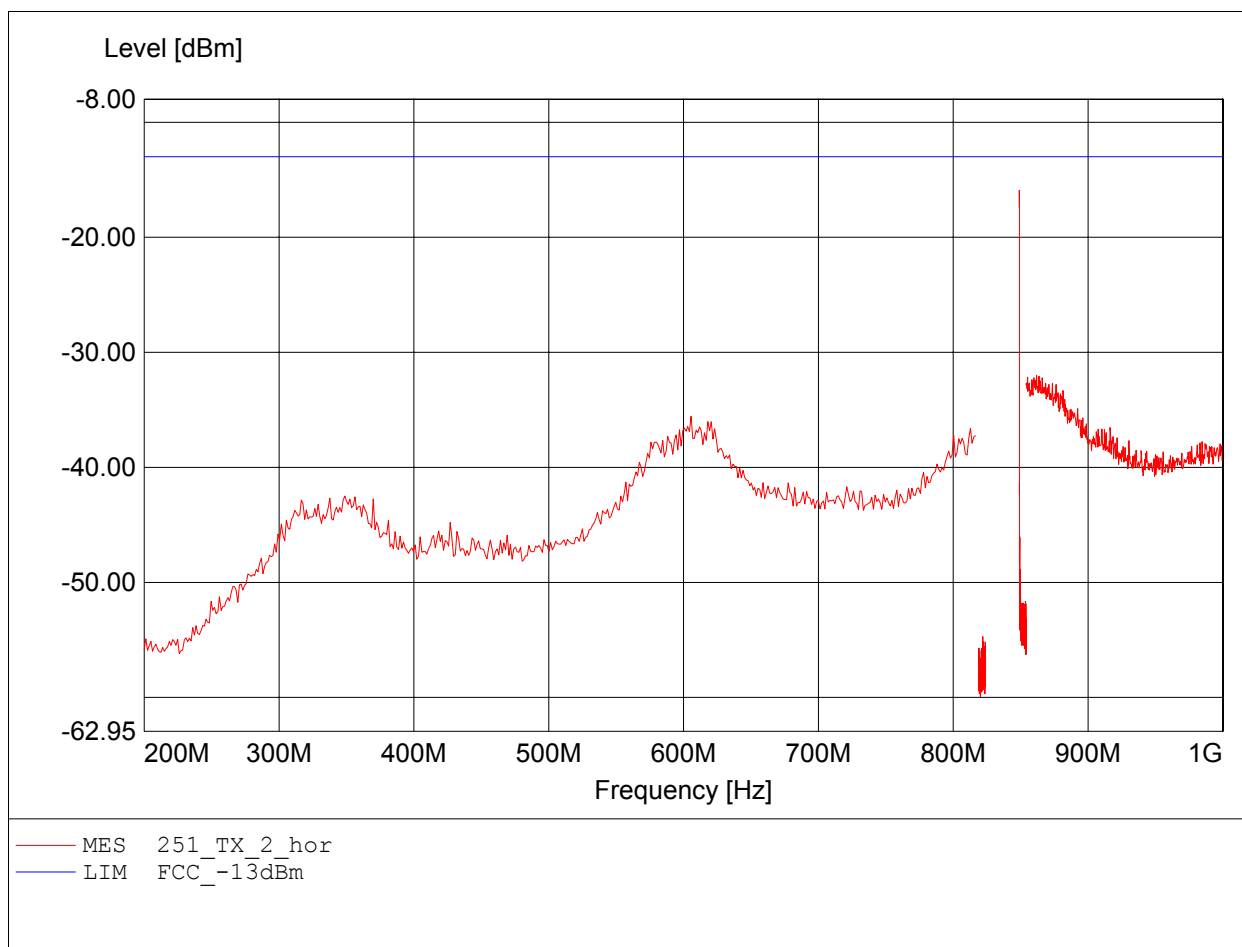
Radiated Emissions Tx
FCC RULES PART 22 SUBPART H

Approval Holder: Leica Geosystems AG
EUT / Model: Field controller
CS10 / EUT horizontal / Mode: GPRS
Test Site / Operator: Eurofins Product Service GmbH / Mr. Pudell
Test Conditions 1: Tnom: 25°C / Unom.: 7.4V battery
Test Conditions 2: Freq. / CH: 251
Comment 1: Dist.: 3m, Ant.: HL 223+notch
Comment 2: Freq: 849.000MHz, Pmax: -27.46dBm, RBW: 100kHz



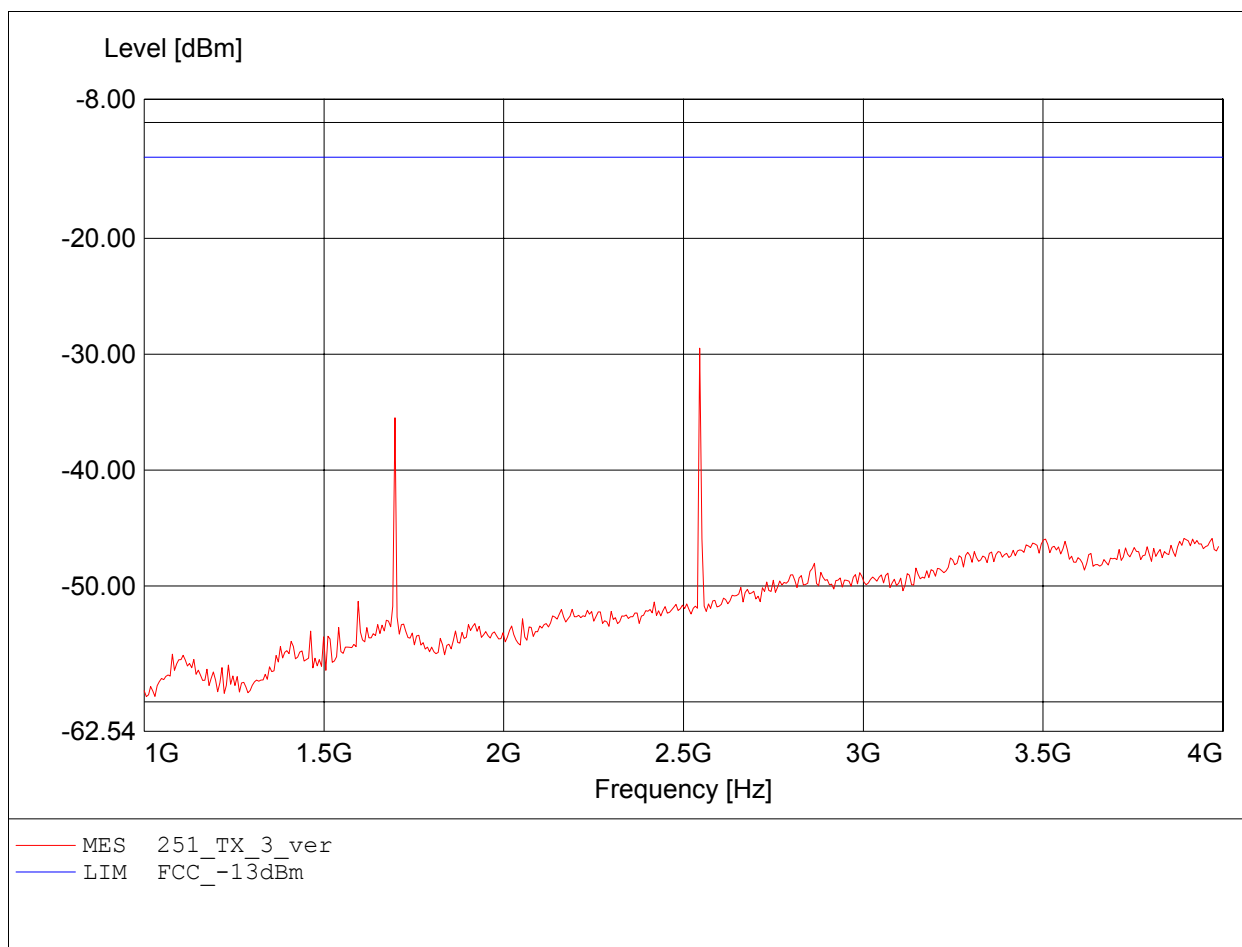
Radiated Emissions Tx
FCC RULES PART 22 SUBPART H

Approval Holder: Leica Geosystems AG
EUT / Model: Field controller
CS10 / EUT horizontal / Mode: GPRS
Test Site / Operator: Eurofins Product Service GmbH / Mr. Pudell
Test Conditions 1: Tnom: 25°C / Unom.: 7.4V battery
Test Conditions 2: Freq. / CH: 251
Comment 1: Dist.: 3m, Ant.: HL 223+notch
Comment 2: Freq: 849.010MHz, Pmax: -15.92dBm, RBW: 100kHz



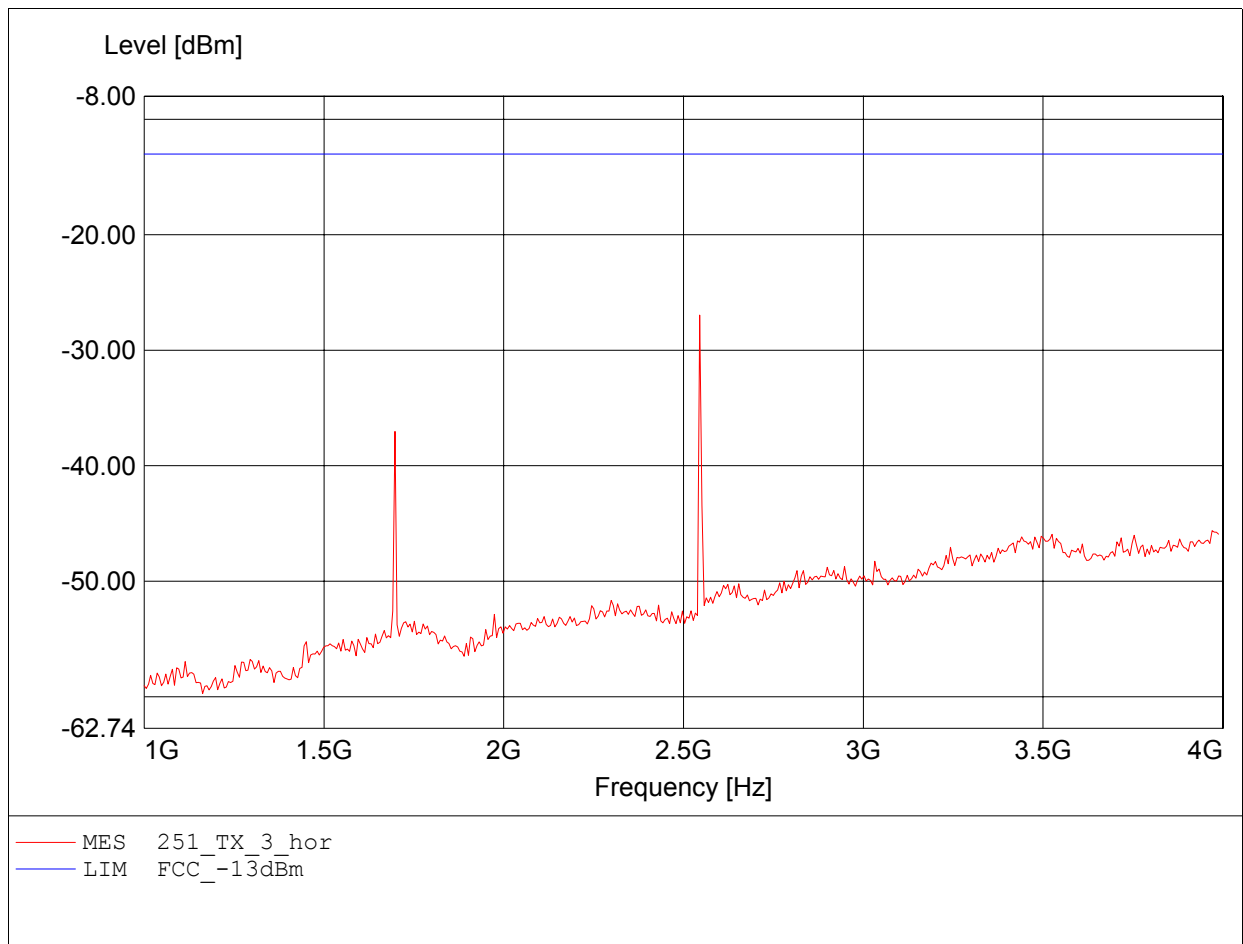
Radiated Emissions Tx
FCC RULES PART 22 SUBPART H

Approval Holder: Leica Geosystems AG
EUT / Model: Field controller
CS10 / EUT horizontal / Mode: GPRS
Test Site / Operator: Eurofins Product Service GmbH / Mr. Pudell
Test Conditions 1: Tnom: 25°C / Unom.: 7.4V battery
Test Conditions 2: Freq. / CH: 251
Comment 1: Dist.: 3m, Ant.: HL025, ampl.+HP.
Comment 2: Freq: 2.545GHz, Pmax: -29.48dBm, RBW: 1MHz



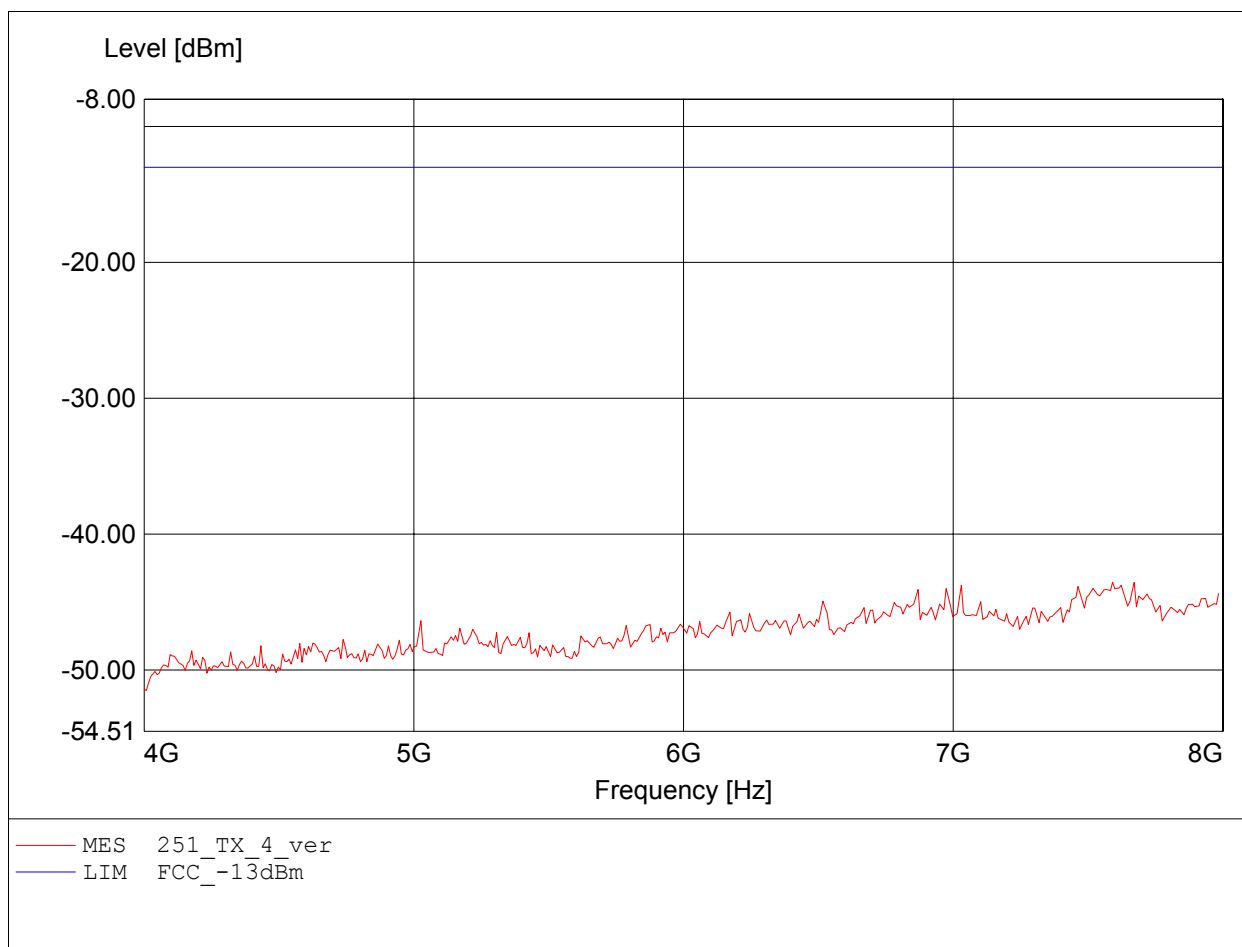
Radiated Emissions Tx
FCC RULES PART 22 SUBPART H

Approval Holder: Leica Geosystems AG
EUT / Model: Field controller
CS10 / EUT horizontal / Mode: GPRS
Test Site / Operator: Eurofins Product Service GmbH / Mr. Pudell
Test Conditions 1: Tnom: 25°C / Unom.: 7.4V battery
Test Conditions 2: Freq. / CH: 251
Comment 1: Dist.: 3m, Ant.: HL025, ampl.+HP.
Comment 2: Freq: 2.545GHz, Pmax: -26.95dBm, RBW: 1MHz



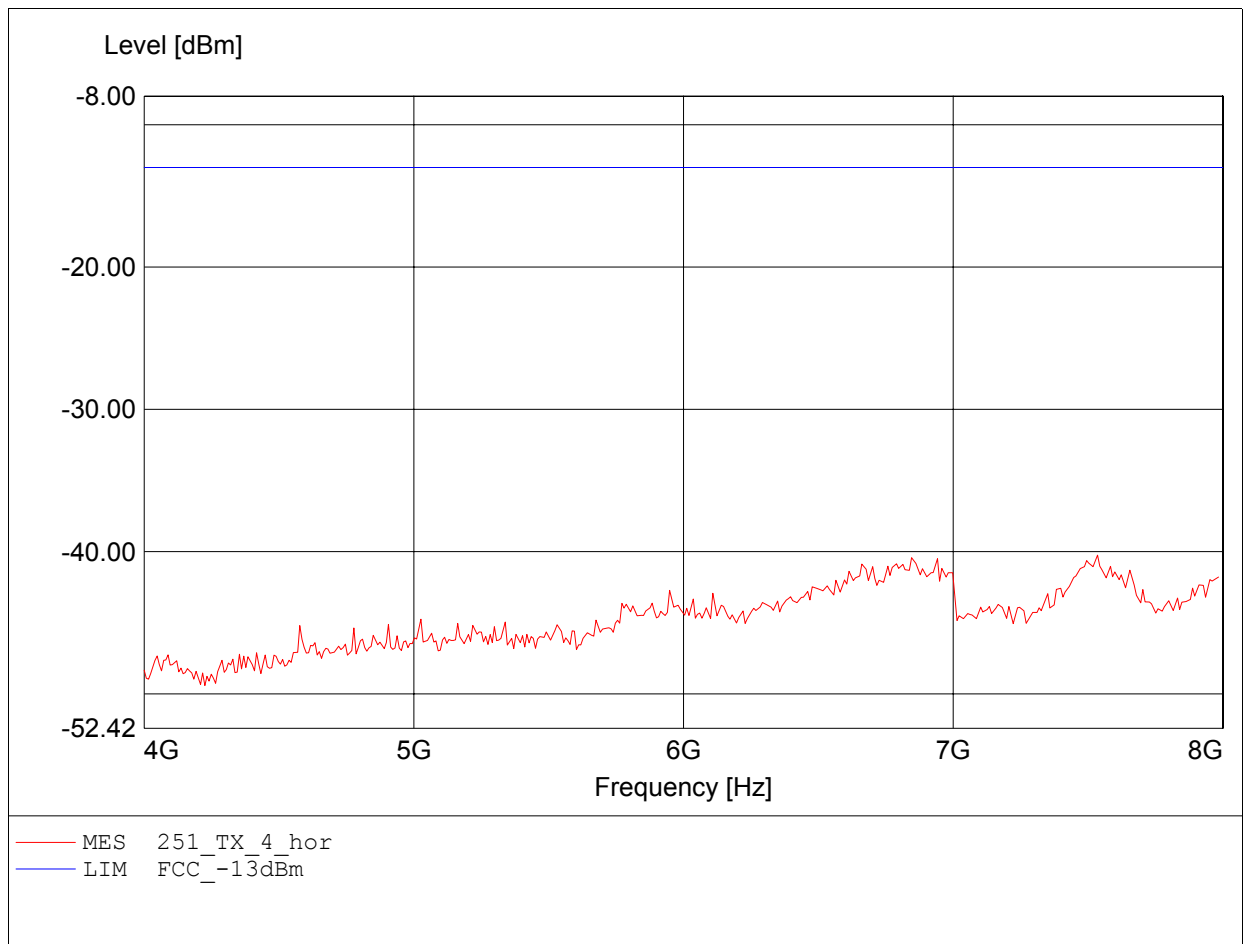
Radiated Emissions Tx
FCC RULES PART 22 SUBPART H

Approval Holder: Leica Geosystems AG
EUT / Model: Field controller
CS10 / EUT horizontal / Mode: GPRS
Test Site / Operator: Eurofins Product Service GmbH / Mr. Pudell
Test Conditions 1: Tnom: 25°C / Unom.: 7.4V battery
Test Conditions 2: Freq. / CH: 251
Comment 1: Dist.: 3m, Ant.: HL025, ampl.+HP.
Comment 2: Freq: 7.591GHz, Pmax: -43.54dBm, RBW: 1MHz



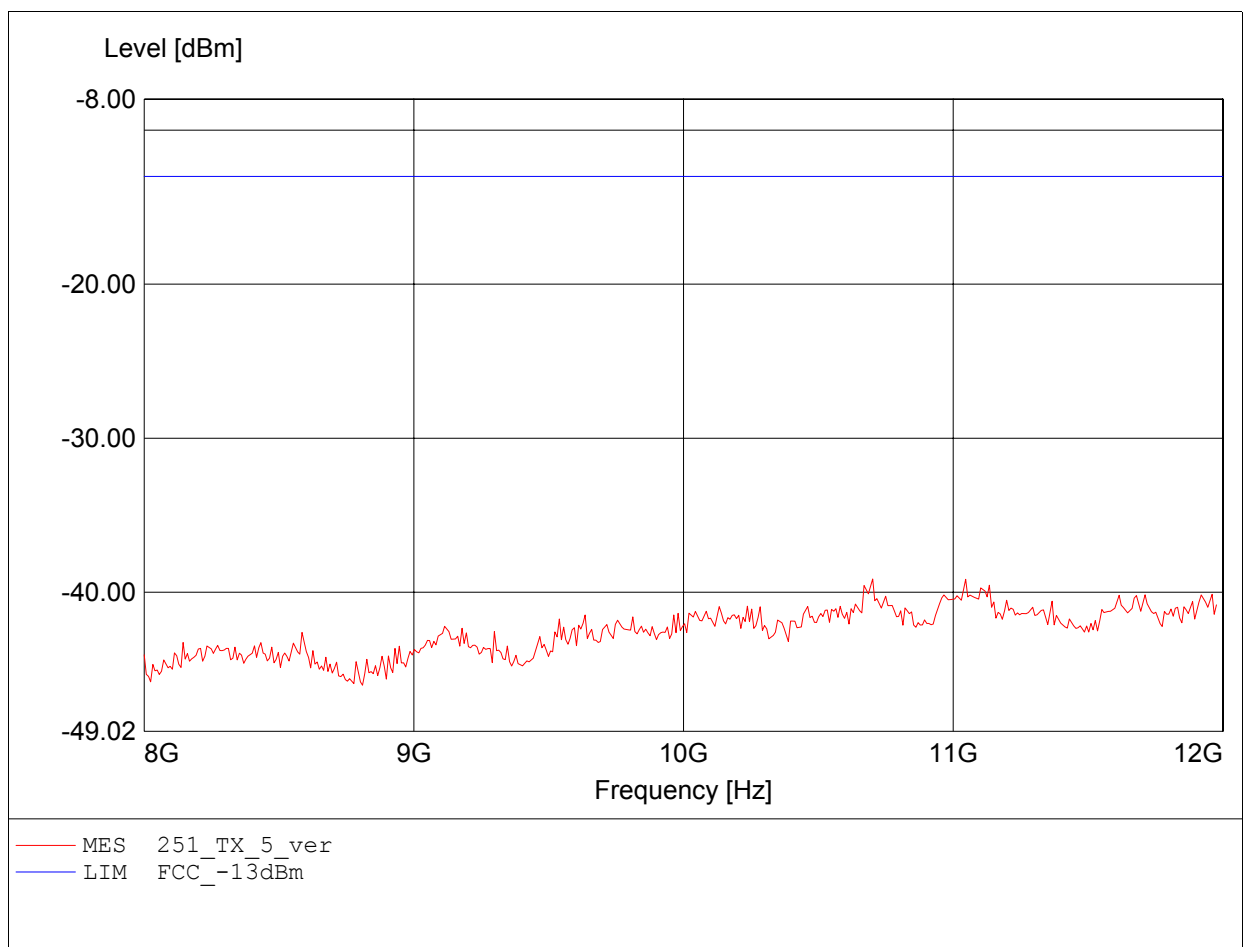
Radiated Emissions Tx
FCC RULES PART 22 SUBPART H

Approval Holder: Leica Geosystems AG
EUT / Model: Field controller
CS10 / EUT horizontal / Mode: GPRS
Test Site / Operator: Eurofins Product Service GmbH / Mr. Pudell
Test Conditions 1: Tnom: 25°C / Unom.: 7.4V battery
Test Conditions 2: Freq. / CH: 251
Comment 1: Dist.: 3m, Ant.: HL025, ampl.+HP.
Comment 2: Freq: 7.535GHz, Pmax: -40.25dBm, RBW: 1MHz



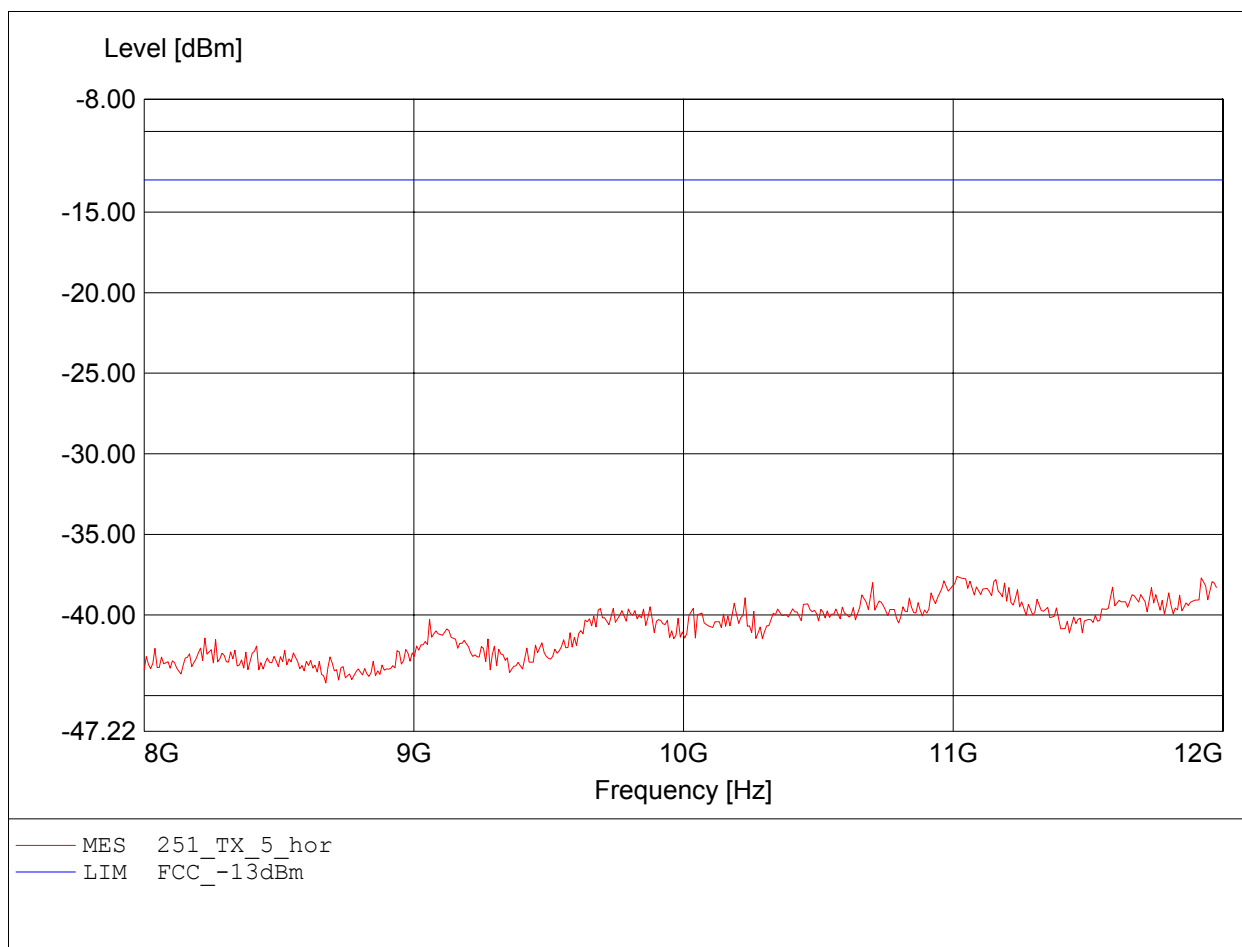
Radiated Emissions Tx
FCC RULES PART 22 SUBPART H

Approval Holder: Leica Geosystems AG
EUT / Model: Field controller
CS10 / EUT horizontal / Mode: GPRS
Test Site / Operator: Eurofins Product Service GmbH / Mr. Pudell
Test Conditions 1: Tnom: 25°C / Unom.: 7.4V battery
Test Conditions 2: Freq. / CH: 251
Comment 1: Dist.: 3m, Ant.: HL025, ampl.+HP.
Comment 2: Freq: 10.701GHz, Pmax: -39.13dBm, RBW: 1MHz



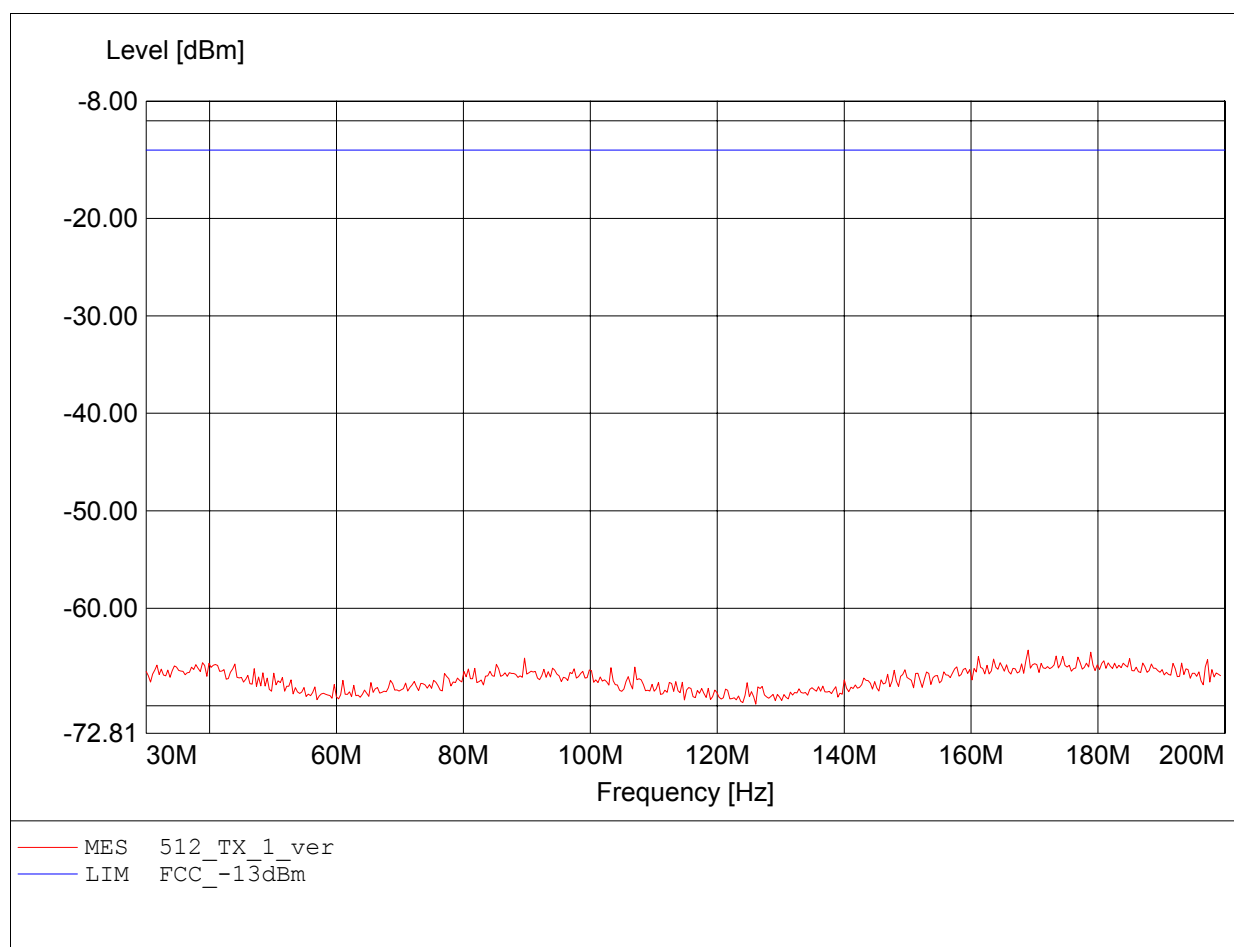
Radiated Emissions Tx
FCC RULES PART 22 SUBPART H

Approval Holder: Leica Geosystems AG
EUT / Model: Field controller
CS10 / EUT horizontal / Mode: GPRS
Test Site / Operator: Eurofins Product Service GmbH / Mr. Pudell
Test Conditions 1: Tnom: 25°C / Unom.: 7.4V battery
Test Conditions 2: Freq. / CH: 251
Comment 1: Dist.: 3m, Ant.: HL025, ampl.+HP.
Comment 2: Freq: 11.014GHz, Pmax: -37.61dBm, RBW: 1MHz



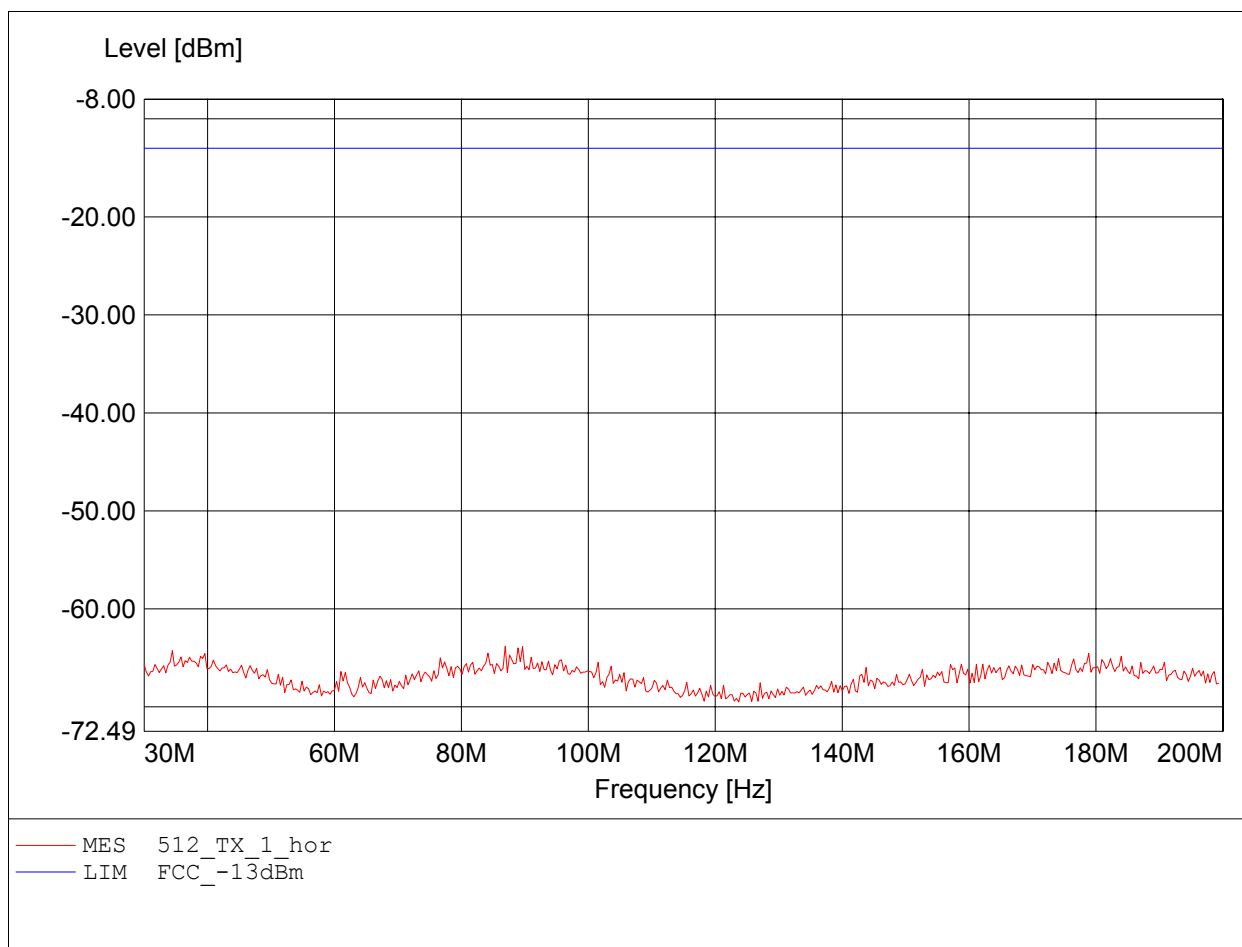
Radiated Emissions Tx
FCC RULES PART 24 SUBPART E

Approval Holder: Leica Geosystems AG
EUT / Model: Field controller
CS10 / EUT horizontal / Mode: GPRS
Test Site / Operator: Eurofins Product Service GmbH / Mr. Pudell
Test Conditions 1: Tnom: 25°C / Unom.: 7.4V battery
Test Conditions 2: Freq. / CH: 512
Comment 1: Dist.: 3m, Ant.: HK 116
Comment 2: Freq: 168.998MHz, Pmax: -64.27dBm, RBW: 100kHz



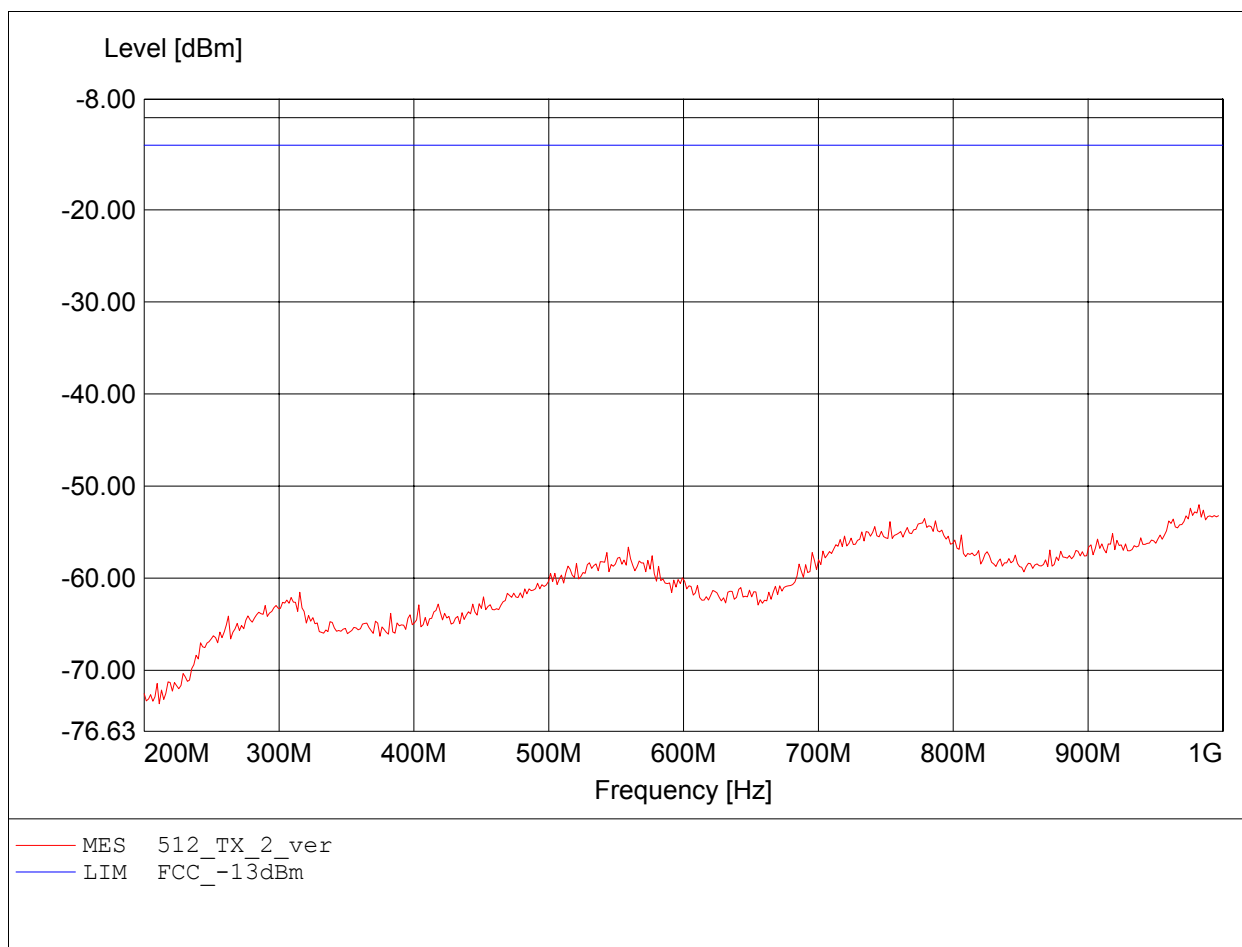
Radiated Emissions Tx
FCC RULES PART 24 SUBPART E

Approval Holder: Leica Geosystems AG
EUT / Model: Field controller
CS10 / EUT horizontal / Mode: GPRS
Test Site / Operator: Eurofins Product Service GmbH / Mr. Pudell
Test Conditions 1: Tnom: 25°C / Unom.: 7.4V battery
Test Conditions 2: Freq. / CH: 512
Comment 1: Dist.: 3m, Ant.: HK 116
Comment 2: Freq: 86.894MHz, Pmax: -63.82dBm, RBW: 100kHz



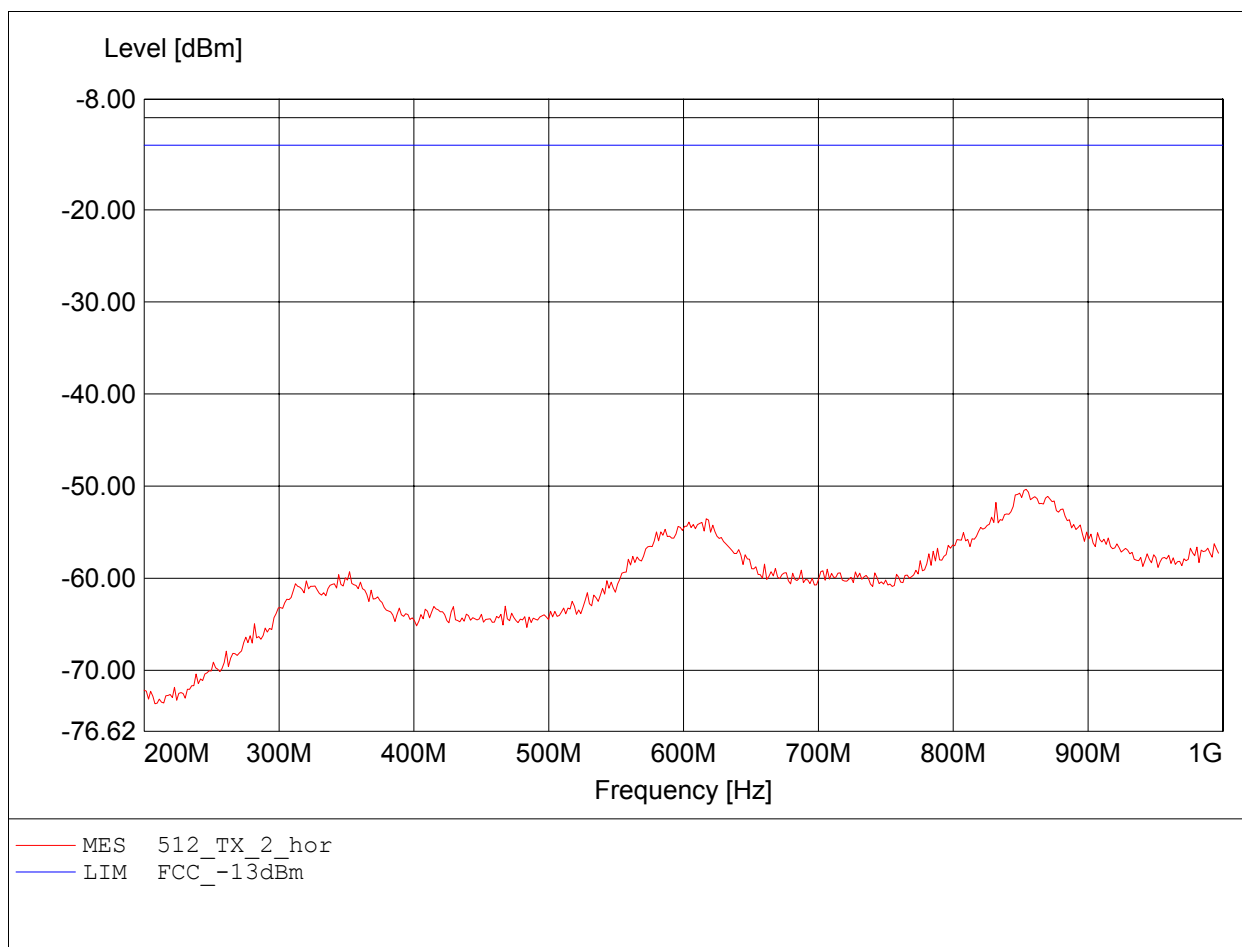
Radiated Emissions Tx
FCC RULES PART 24 SUBPART E

Approval Holder: Leica Geosystems AG
EUT / Model: Field controller
CS10 / EUT horizontal / Mode: GPRS
Test Site / Operator: Eurofins Product Service GmbH / Mr. Pudell
Test Conditions 1: Tnom: 25°C / Unom.: 7.4V battery
Test Conditions 2: Freq. / CH: 512
Comment 1: Dist.: 3m, Ant.: HL 223
Comment 2: Freq: 982.365MHz, Pmax: -52.01dBm, RBW: 100kHz



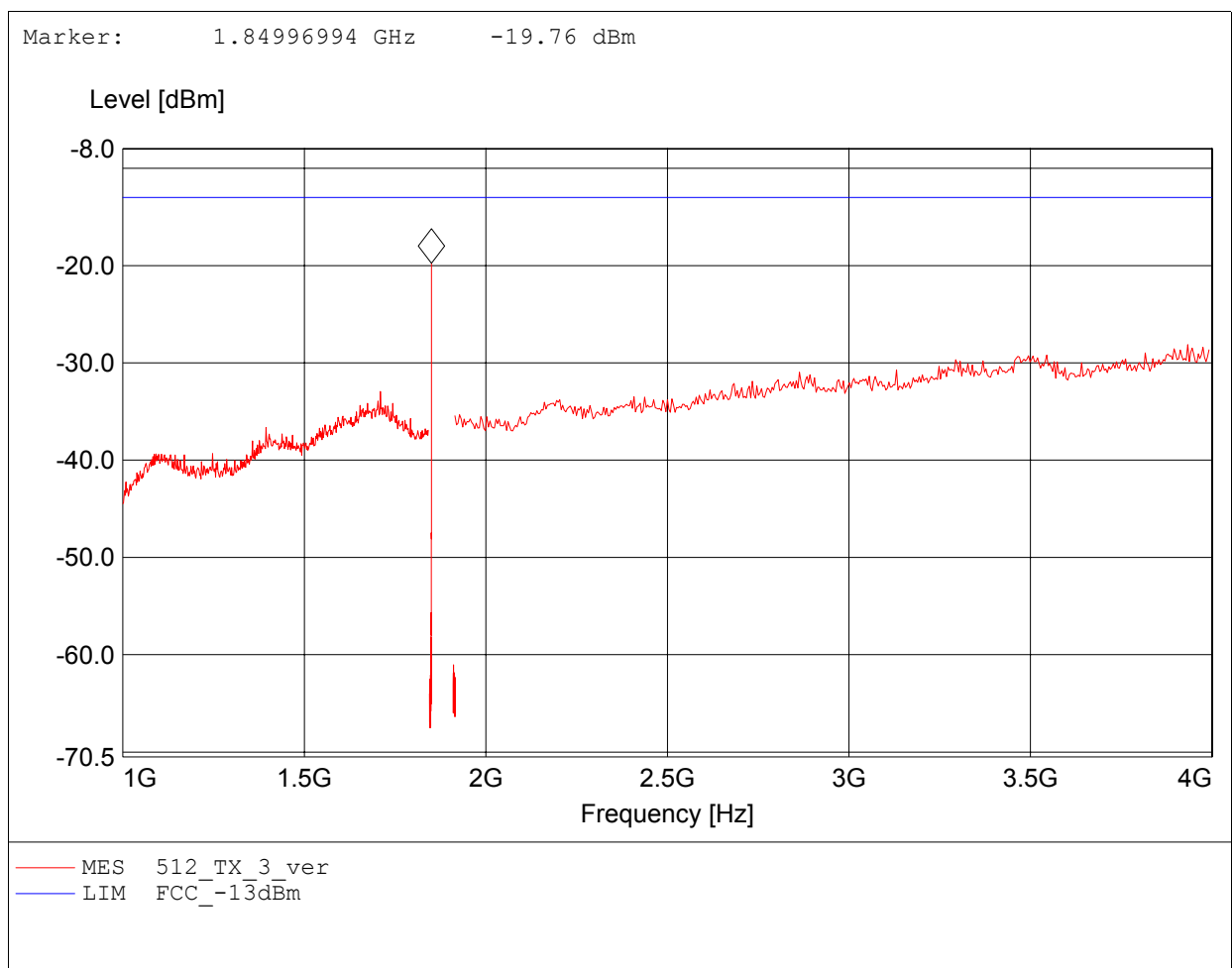
Radiated Emissions Tx
FCC RULES PART 24 SUBPART E

Approval Holder: Leica Geosystems AG
EUT / Model: Field controller
CS10 / EUT horizontal / Mode: GPRS
Test Site / Operator: Eurofins Product Service GmbH / Mr. Pudell
Test Conditions 1: Tnom: 25°C / Unom.: 7.4V battery
Test Conditions 2: Freq. / CH: 512
Comment 1: Dist.: 3m, Ant.: HL 223
Comment 2: Freq: 854.108MHz, Pmax: -50.36dBm, RBW: 100kHz



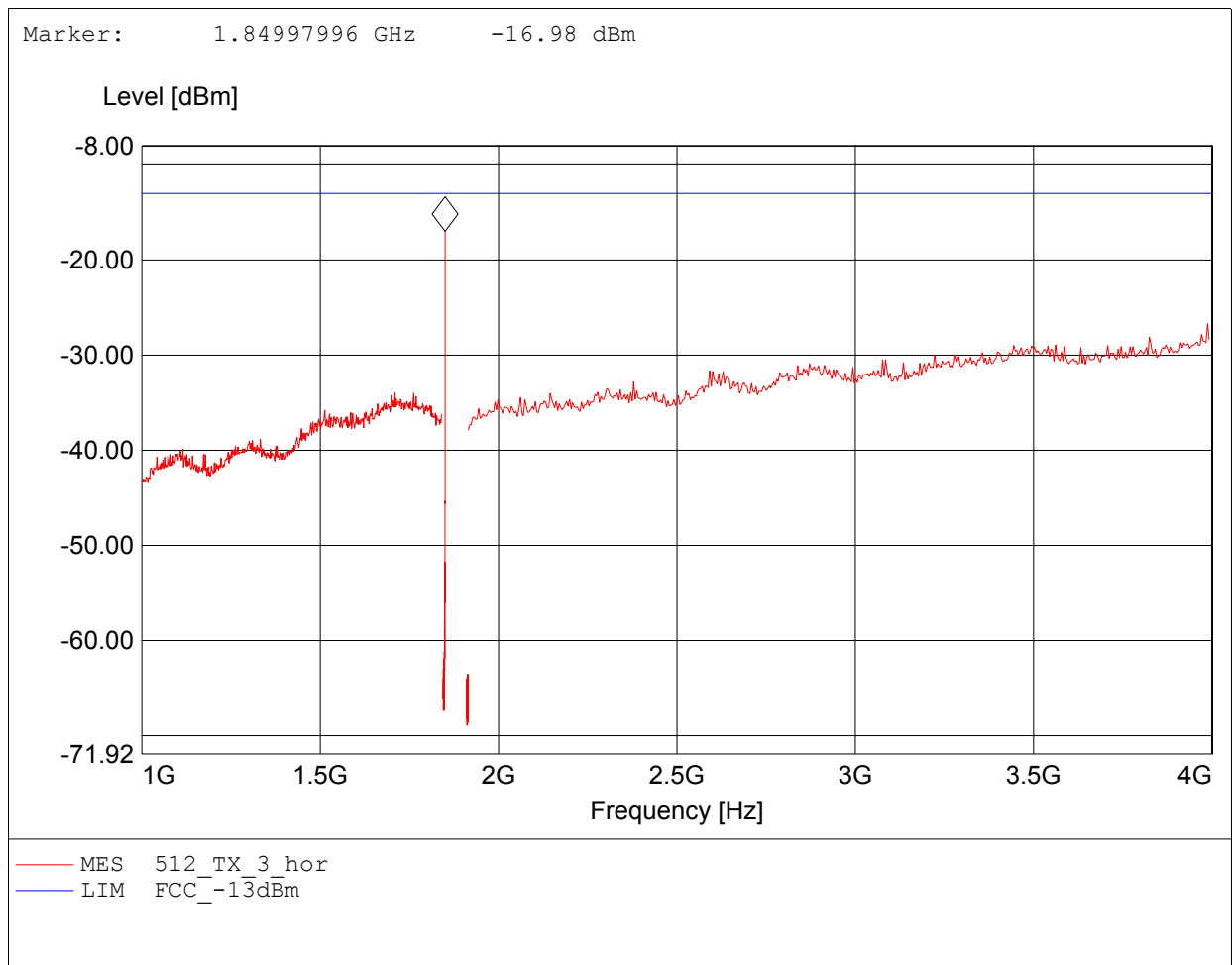
Radiated Emissions Tx
FCC RULES PART 24 SUBPART E

Approval Holder: Leica Geosystems AG
 EUT / Model: Field controller
 CS10 / EUT horizontal / Mode: GPRS
 Test Site / Operator: Eurofins Product Service GmbH / Mr. Pudell
 Test Conditions 1: Tnom: 25°C / Unom.: 7.4V battery
 Test Conditions 2: Freq. / CH: 512
 Comment 1: Dist.: 3m, Ant.: HL025
 Comment 2: Freq: 1.850GHz, Pmax: -19.76dBm, RBW: 1MHz/3kHz



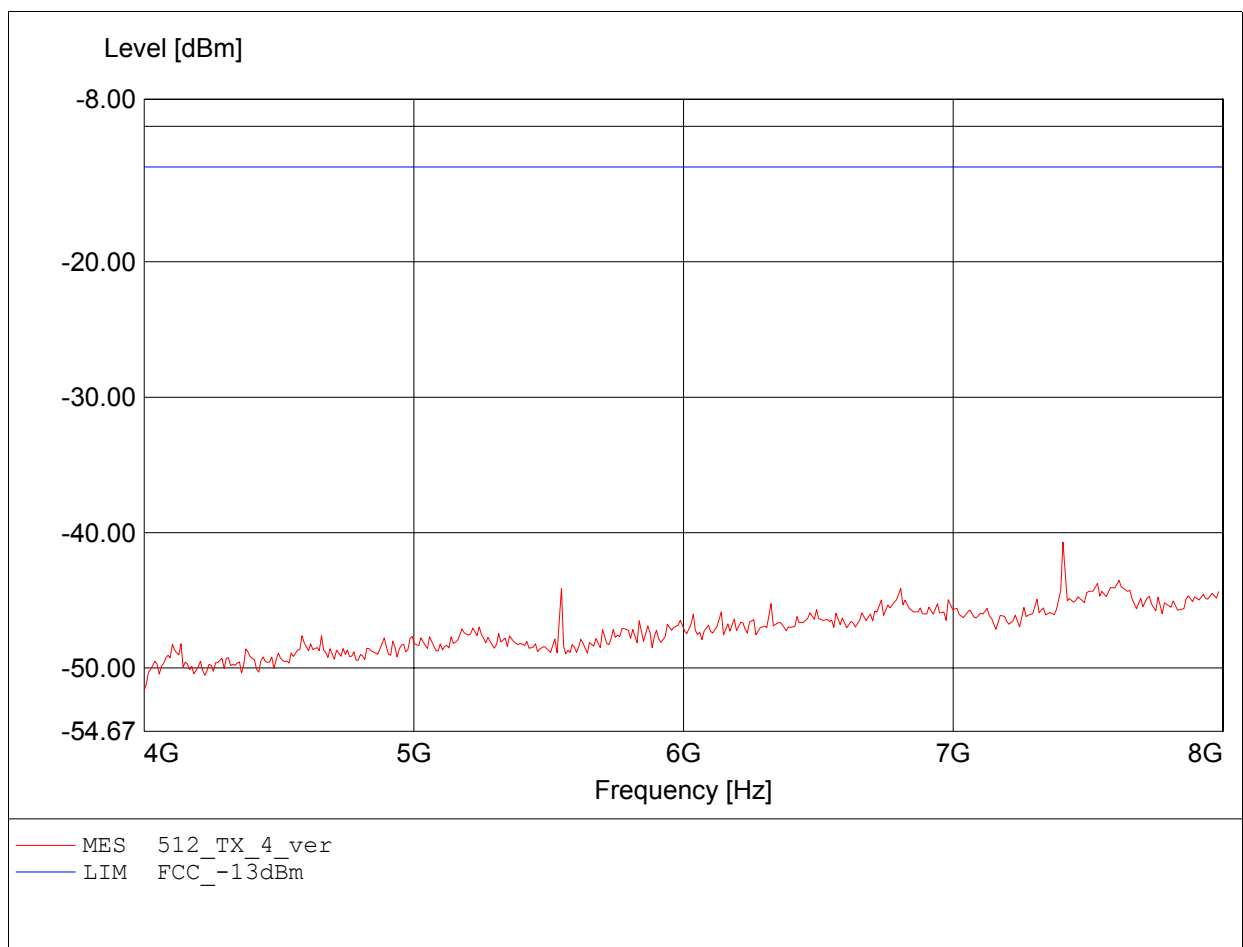
Radiated Emissions Tx
FCC RULES PART 24 SUBPART E

Approval Holder: Leica Geosystems AG
EUT / Model: Field controller
CS10 / EUT horizontal / Mode: GPRS
Test Site / Operator: Eurofins Product Service GmbH / Mr. Pudell
Test Conditions 1: Tnom: 25°C / Unom.: 7.4V battery
Test Conditions 2: Freq. / CH: 512
Comment 1: Dist.: 3m, Ant.: HL025
Comment 2: Freq: 1.850GHz, Pmax: -16.98dBm, RBW: 1MHz/3kHz



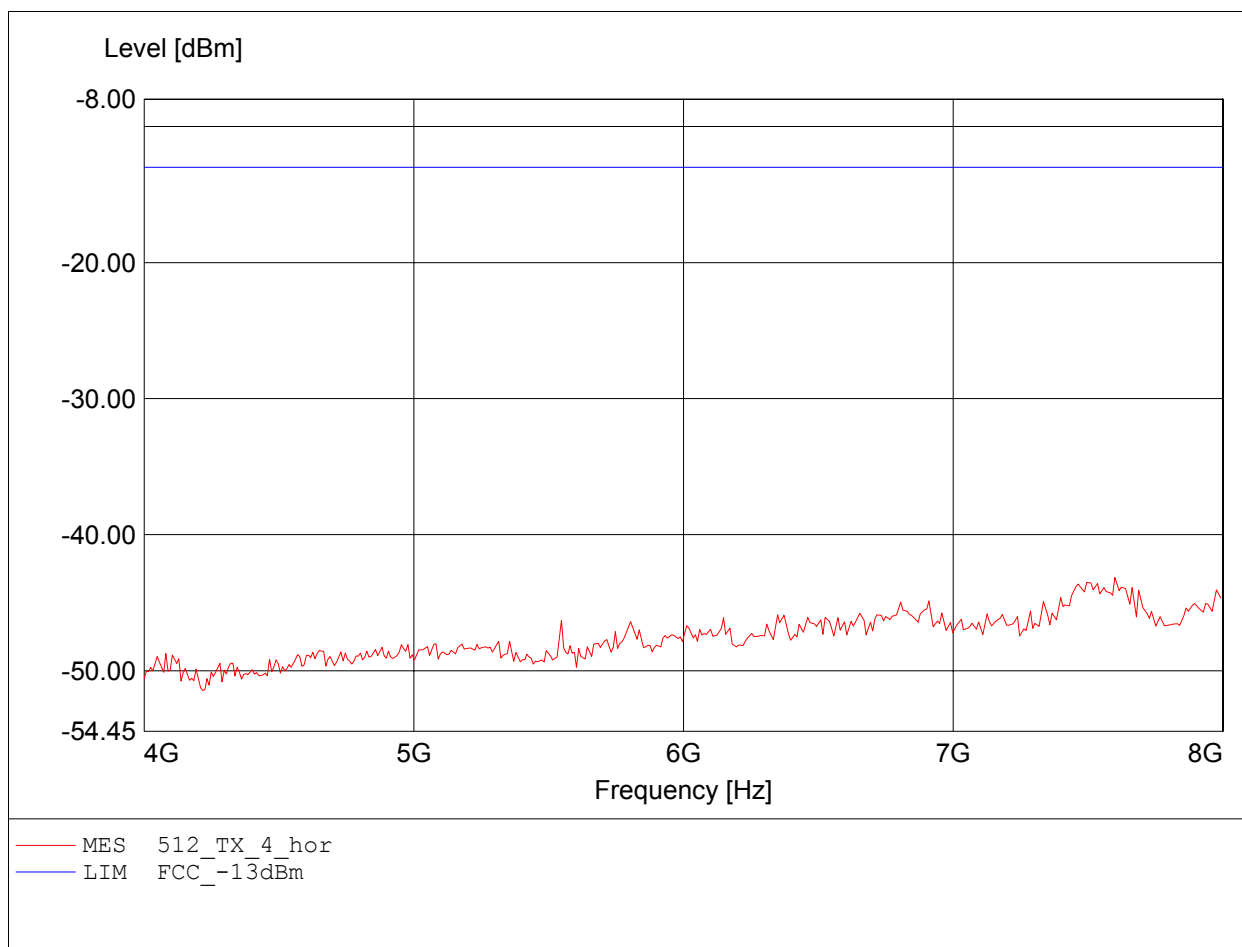
Radiated Emissions Tx
FCC RULES PART 24 SUBPART E

Approval Holder: Leica Geosystems AG
EUT / Model: Field controller
CS10 / EUT horizontal / Mode: GPRS
Test Site / Operator: Eurofins Product Service GmbH / Mr. Pudell
Test Conditions 1: Tnom: 25°C / Unom.: 7.4V battery
Test Conditions 2: Freq. / CH: 512
Comment 1: Dist.: 3m, Ant.: HL025, ampl.+HP.
Comment 2: Freq: 7.407GHz, Pmax: -40.70dBm, RBW: 1MHz



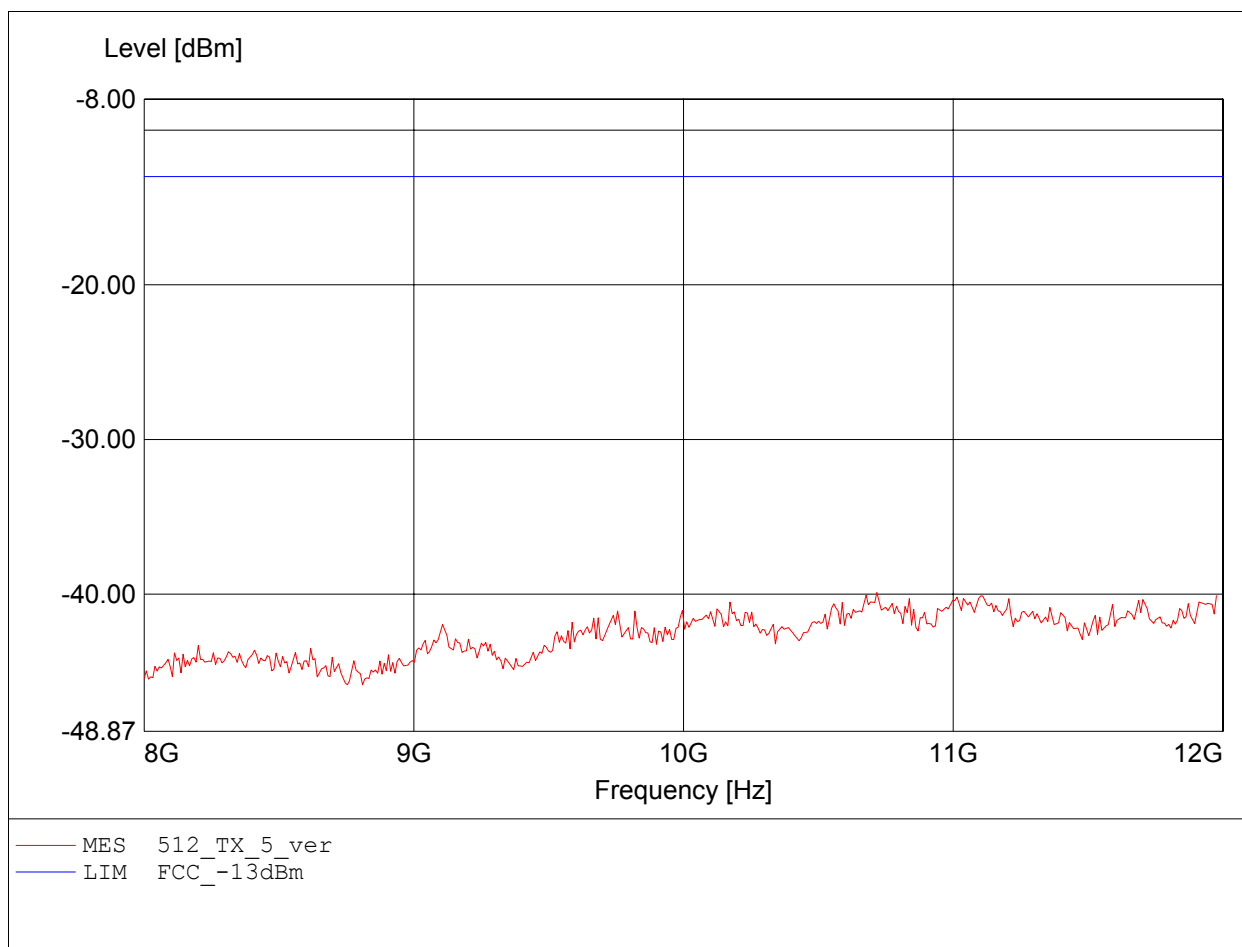
Radiated Emissions Tx
FCC RULES PART 24 SUBPART E

Approval Holder: Leica Geosystems AG
EUT / Model: Field controller
CS10 / EUT horizontal / Mode: GPRS
Test Site / Operator: Eurofins Product Service GmbH / Mr. Pudell
Test Conditions 1: Tnom: 25°C / Unom.: 7.4V battery
Test Conditions 2: Freq. / CH: 512
Comment 1: Dist.: 3m, Ant.: HL025, ampl.+HP.
Comment 2: Freq: 7.599GHz, Pmax: -43.15dBm, RBW: 1MHz



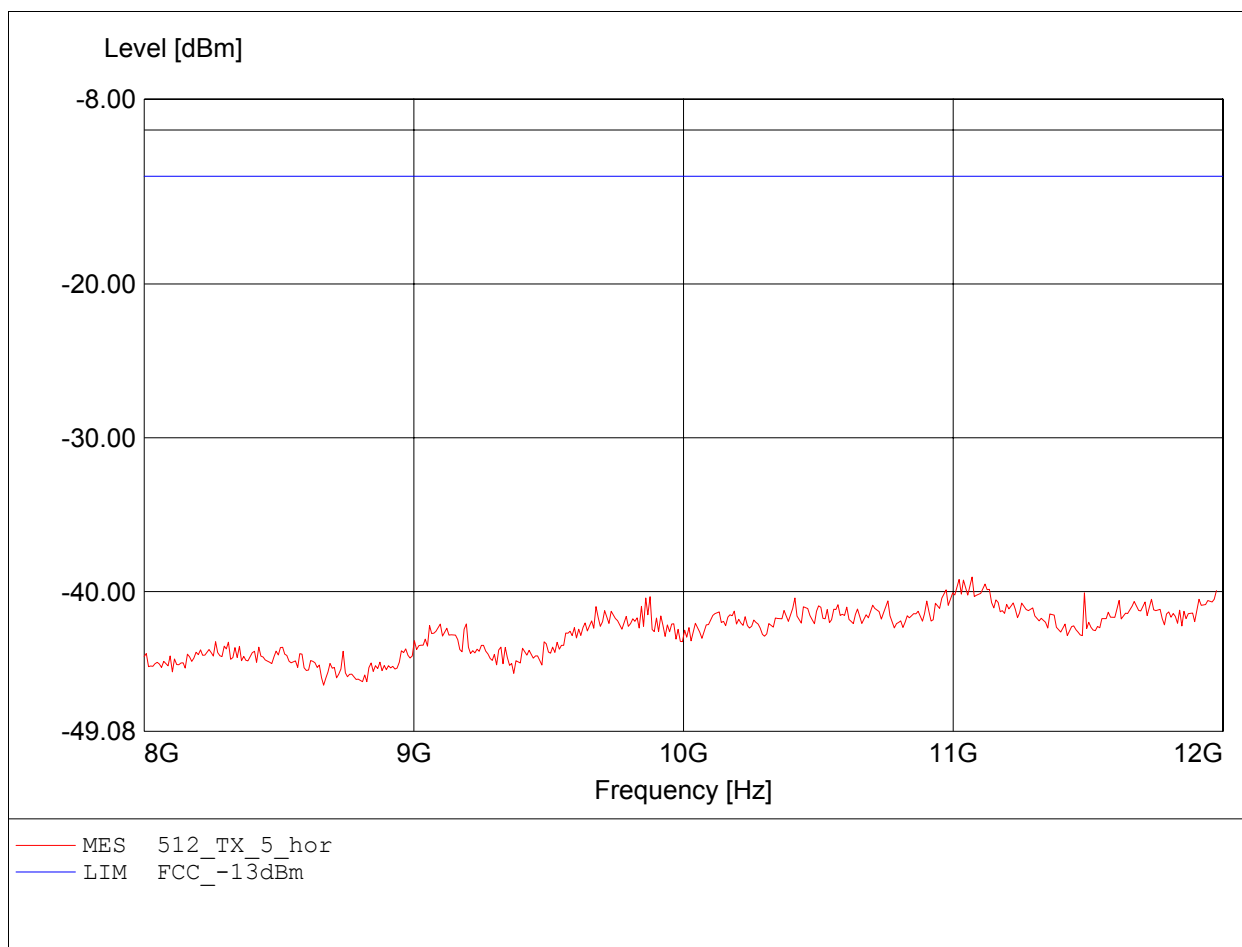
Radiated Emissions Tx
FCC RULES PART 24 SUBPART E

Approval Holder: Leica Geosystems AG
EUT / Model: Field controller
CS10 / EUT horizontal / Mode: GPRS
Test Site / Operator: Eurofins Product Service GmbH / Mr. Pudell
Test Conditions 1: Tnom: 25°C / Unom.: 7.4V battery
Test Conditions 2: Freq. / CH: 512
Comment 1: Dist.: 3m, Ant.: HL025, ampl.+HP.
Comment 2: Freq: 10.717GHz, Pmax: -39.90dBm, RBW: 1MHz



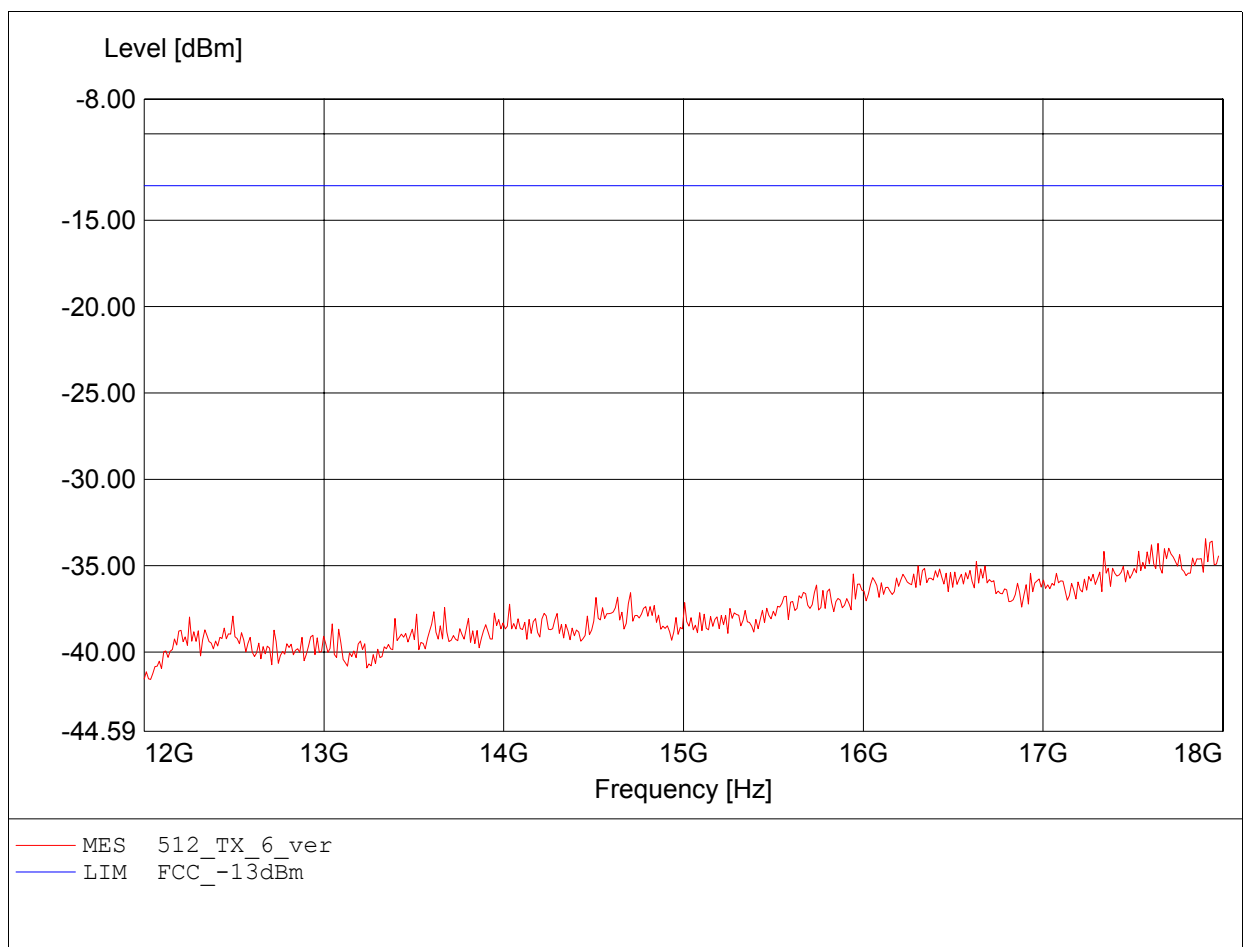
Radiated Emissions Tx
FCC RULES PART 24 SUBPART E

Approval Holder: Leica Geosystems AG
EUT / Model: Field controller
CS10 / EUT horizontal / Mode: GPRS
Test Site / Operator: Eurofins Product Service GmbH / Mr. Pudell
Test Conditions 1: Tnom: 25°C / Unom.: 7.4V battery
Test Conditions 2: Freq. / CH: 512
Comment 1: Dist.: 3m, Ant.: HL025, ampl.+HP.
Comment 2: Freq: 11.070GHz, Pmax: -39.05dBm, RBW: 1MHz



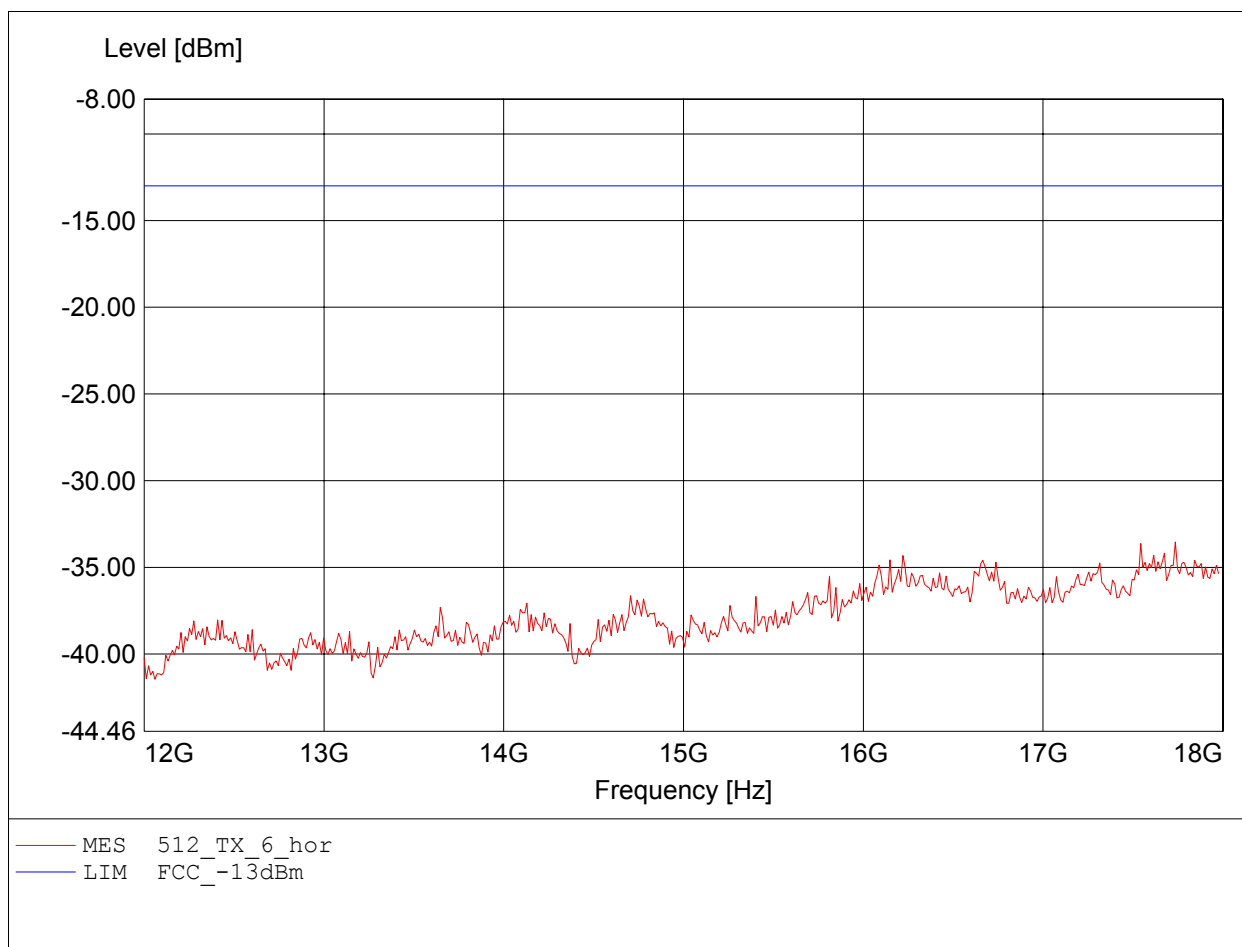
Radiated Emissions Tx
FCC RULES PART 24 SUBPART E

Approval Holder: Leica Geosystems AG
EUT / Model: Field controller
CS10 / EUT horizontal / Mode: GPRS
Test Site / Operator: Eurofins Product Service GmbH / Mr. Pudell
Test Conditions 1: Tnom: 25°C / Unom.: 7.4V battery
Test Conditions 2: Freq. / CH: 512
Comment 1: Dist.: 3m, Ant.: HL025, ampl.+HP.
Comment 2: Freq: 17.904GHz, Pmax: -33.45dBm, RBW: 1MHz



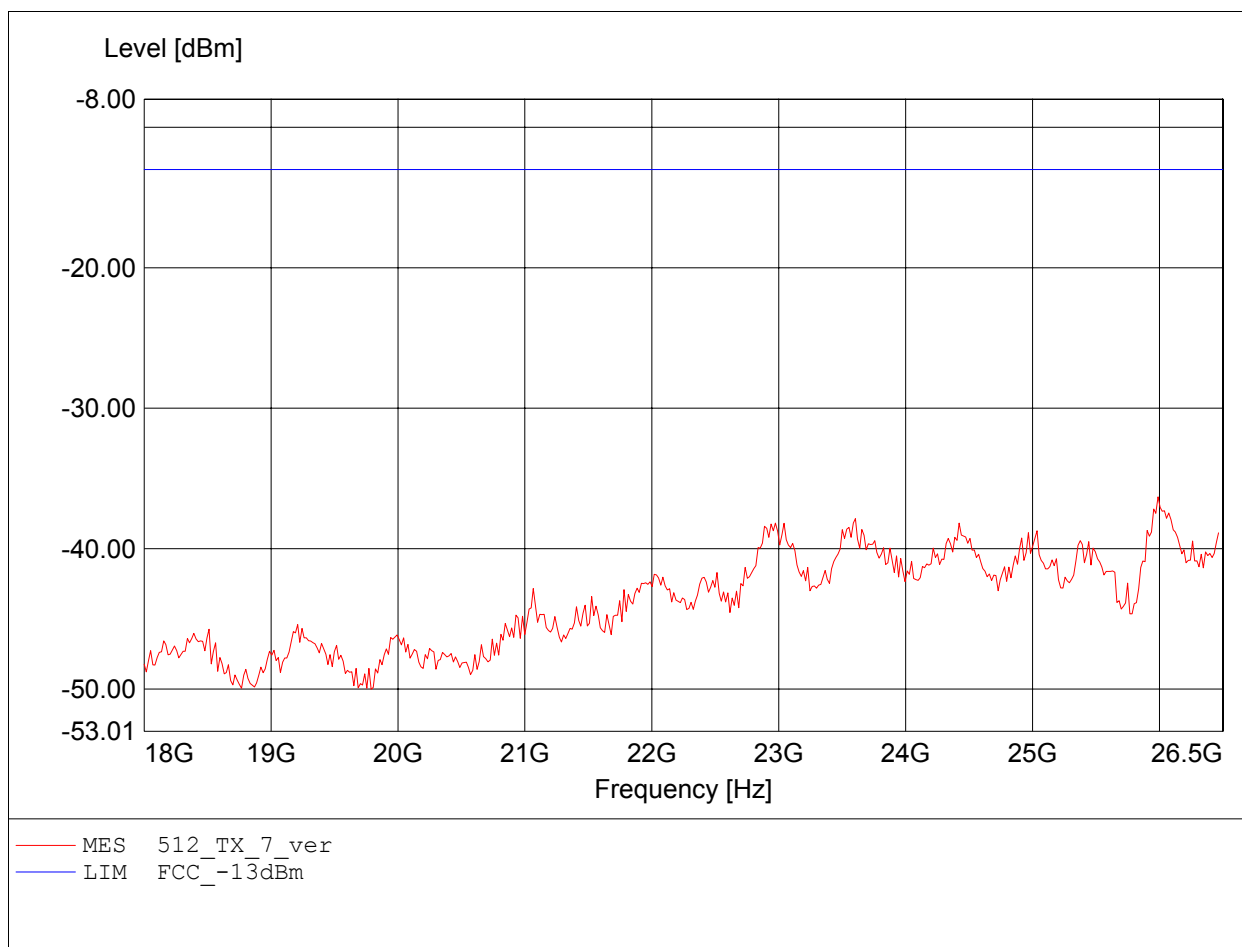
Radiated Emissions Tx
FCC RULES PART 24 SUBPART E

Approval Holder: Leica Geosystems AG
EUT / Model: Field controller
CS10 / EUT horizontal / Mode: GPRS
Test Site / Operator: Eurofins Product Service GmbH / Mr. Pudell
Test Conditions 1: Tnom: 25°C / Unom.: 7.4V battery
Test Conditions 2: Freq. / CH: 512
Comment 1: Dist.: 3m, Ant.: HL025, ampl.+HP.
Comment 2: Freq: 17.735GHz, Pmax: -33.53dBm, RBW: 1MHz



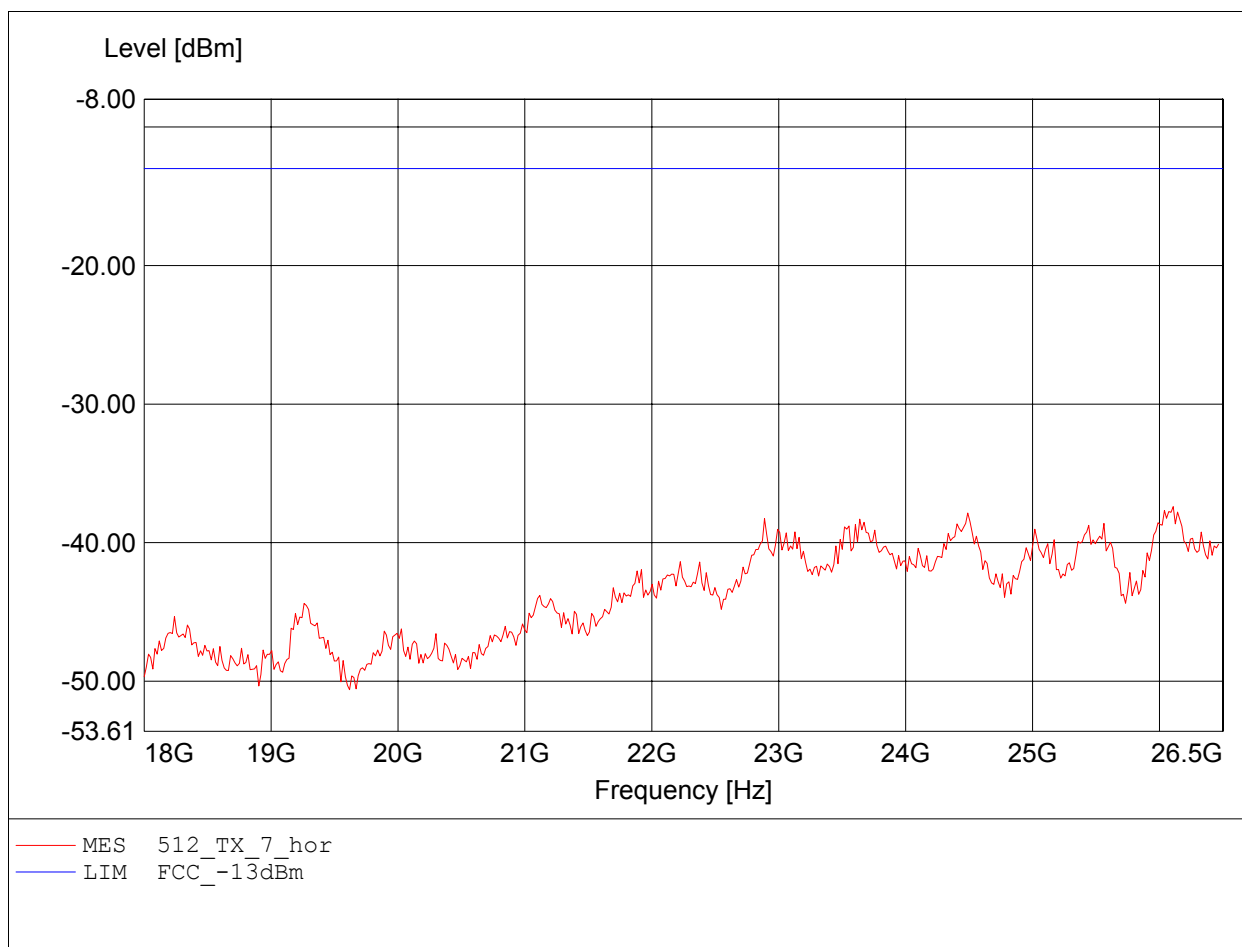
Radiated Emissions Tx
FCC RULES PART 24 SUBPART E

Approval Holder: Leica Geosystems AG
EUT / Model: Field controller
CS10 / EUT horizontal / Mode: GPRS
Test Site / Operator: Eurofins Product Service GmbH / Mr. Pudell
Test Conditions 1: Tnom: 25°C / Unom.: 7.4V battery
Test Conditions 2: Freq. / CH: 512
Comment 1: Dist.: 3m, Ant.: HL025, amplif.
Comment 2: Freq: 25.989GHz, Pmax: -36.32dBm, RBW: 1MHz



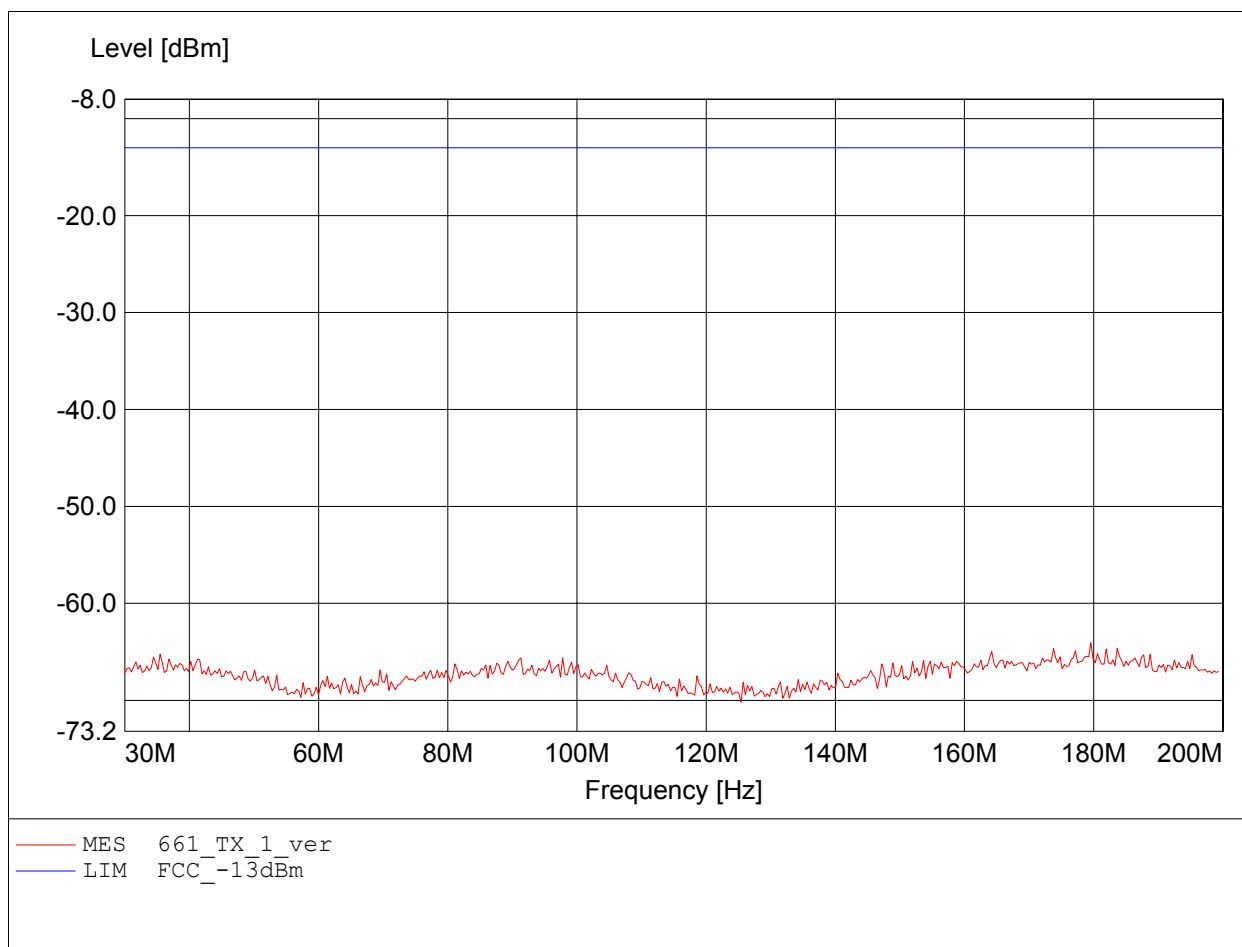
Radiated Emissions Tx
FCC RULES PART 24 SUBPART E

Approval Holder: Leica Geosystems AG
EUT / Model: Field controller
CS10 / EUT horizontal / Mode: GPRS
Test Site / Operator: Eurofins Product Service GmbH / Mr. Pudell
Test Conditions 1: Tnom: 25°C / Unom.: 7.4V battery
Test Conditions 2: Freq. / CH: 512
Comment 1: Dist.: 3m, Ant.: HL025, amplif.
Comment 2: Freq: 26.108GHz, Pmax: -37.39dBm, RBW: 1MHz



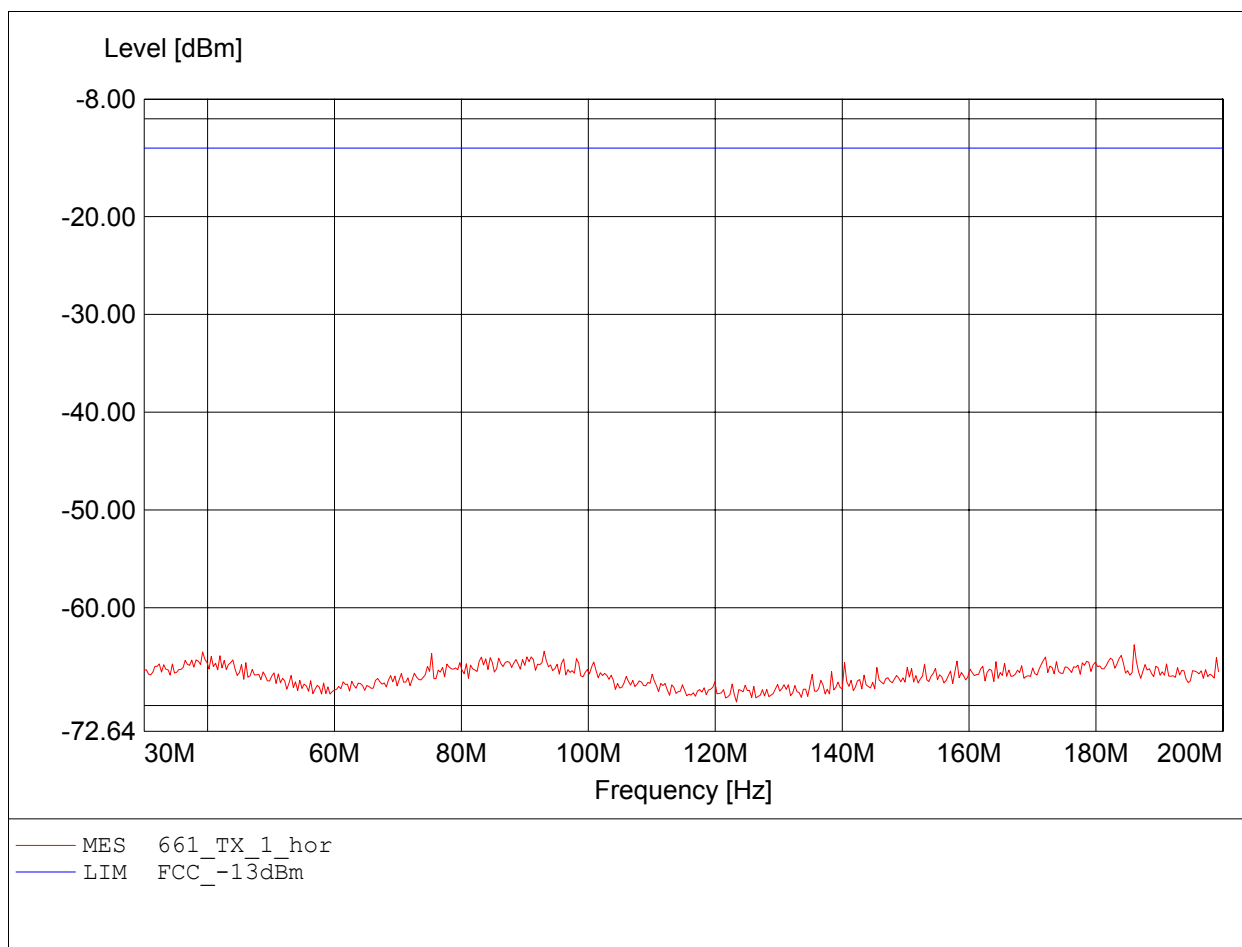
Radiated Emissions Tx
FCC RULES PART 24 SUBPART E

Approval Holder: Leica Geosystems AG
EUT / Model: Field controller
CS10 / EUT horizontal / Mode: GPRS
Test Site / Operator: Eurofins Product Service GmbH / Mr. Pudell
Test Conditions 1: Tnom: 25°C / Unom.: 7.4V battery
Test Conditions 2: Freq. / CH: 661
Comment 1: Dist.: 3m, Ant.: HK 116
Comment 2: Freq: 179.559MHz, Pmax: -64.05dBm, RBW: 100kHz



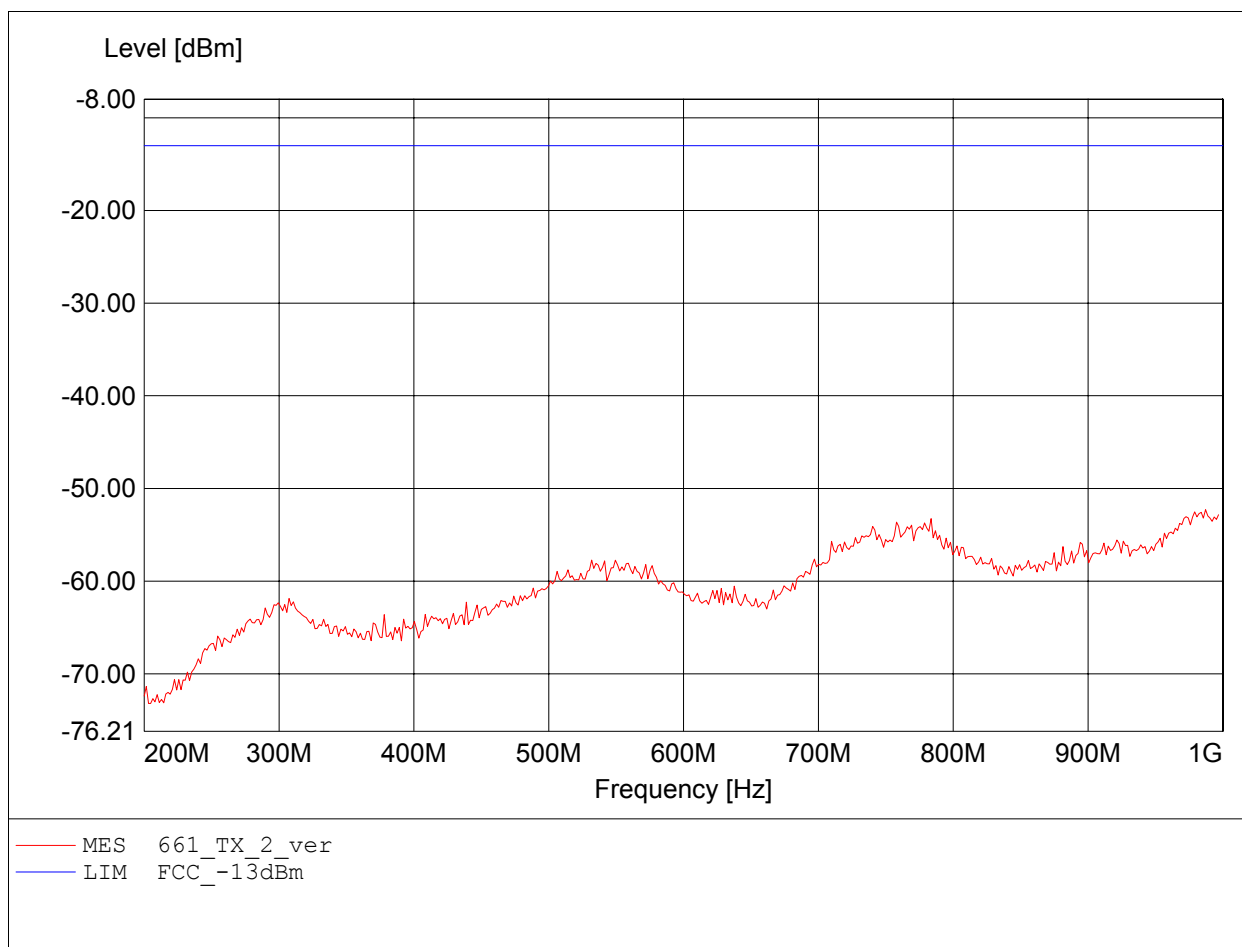
Radiated Emissions Tx
FCC RULES PART 24 SUBPART E

Approval Holder: Leica Geosystems AG
EUT / Model: Field controller
CS10 / EUT horizontal / Mode: GPRS
Test Site / Operator: Eurofins Product Service GmbH / Mr. Pudell
Test Conditions 1: Tnom: 25°C / Unom.: 7.4V battery
Test Conditions 2: Freq. / CH: 661
Comment 1: Dist.: 3m, Ant.: HK 116
Comment 2: Freq: 186.032MHz, Pmax: -63.79dBm, RBW: 100kHz



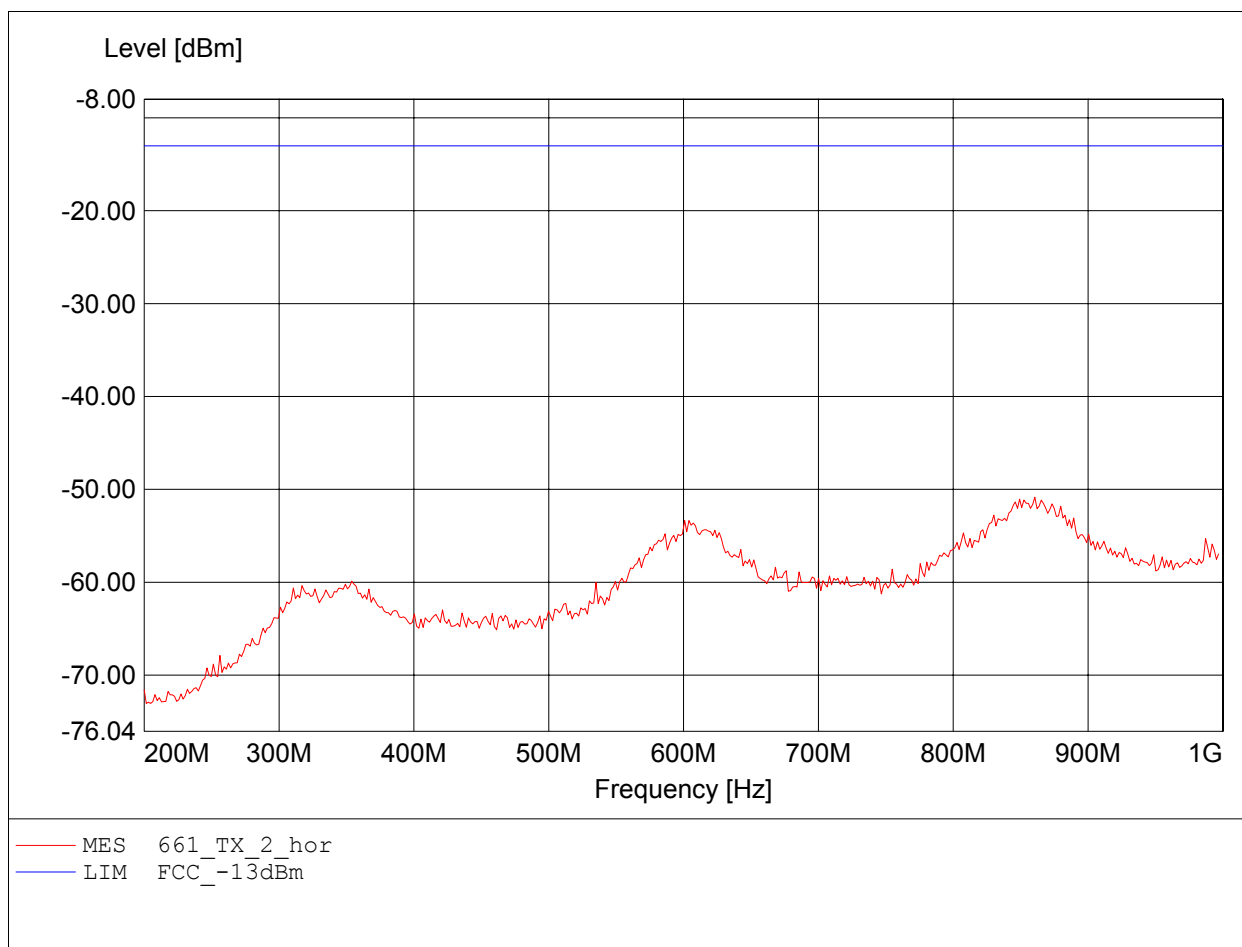
Radiated Emissions Tx
FCC RULES PART 24 SUBPART E

Approval Holder: Leica Geosystems AG
EUT / Model: Field controller
CS10 / EUT horizontal / Mode: GPRS
Test Site / Operator: Eurofins Product Service GmbH / Mr. Pudell
Test Conditions 1: Tnom: 25°C / Unom.: 7.4V battery
Test Conditions 2: Freq. / CH: 661
Comment 1: Dist.: 3m, Ant.: HL 223
Comment 2: Freq: 987.174MHz, Pmax: -52.29dBm, RBW: 100kHz



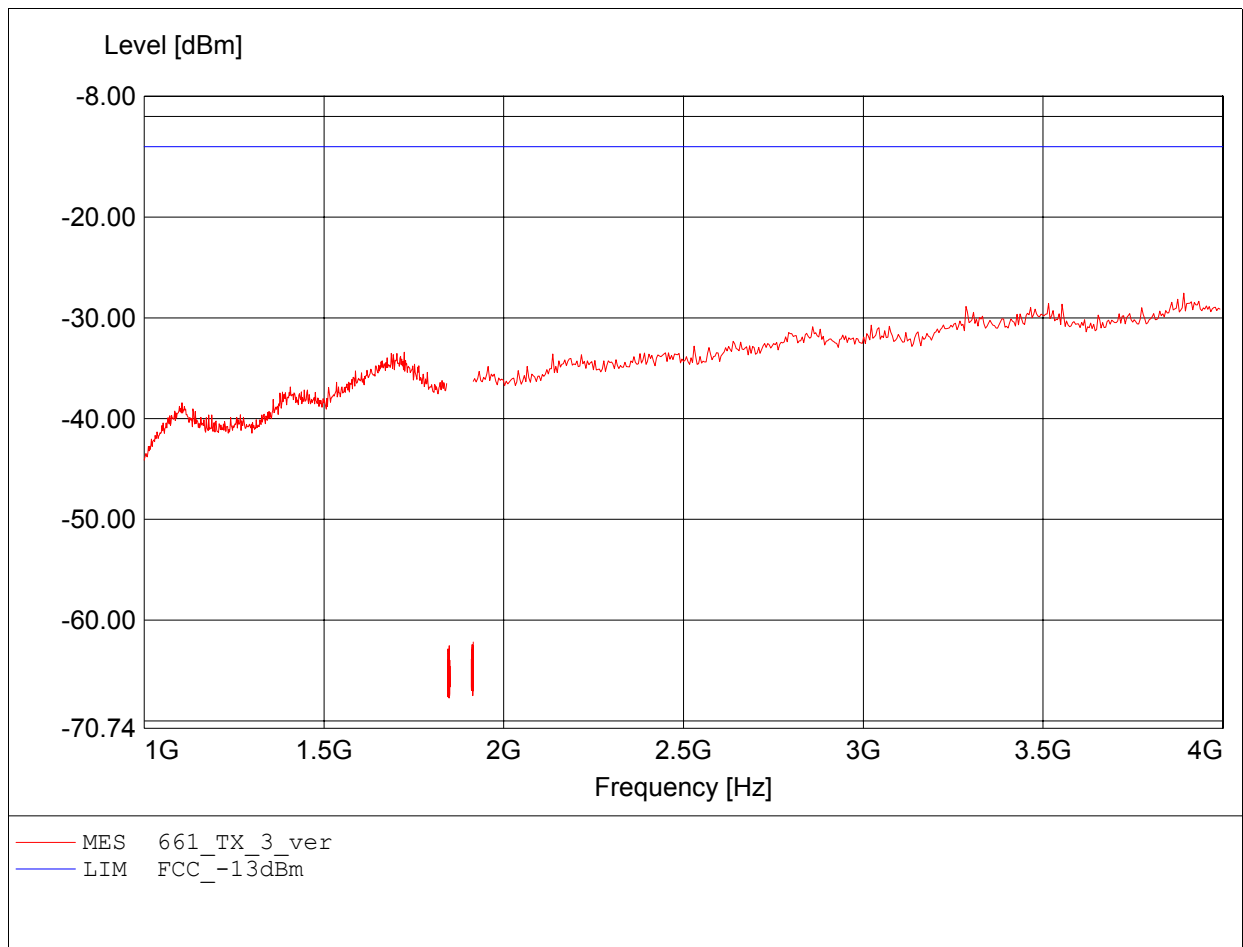
Radiated Emissions Tx
FCC RULES PART 24 SUBPART E

Approval Holder: Leica Geosystems AG
EUT / Model: Field controller
CS10 / EUT horizontal / Mode: GPRS
Test Site / Operator: Eurofins Product Service GmbH / Mr. Pudell
Test Conditions 1: Tnom: 25°C / Unom.: 7.4V battery
Test Conditions 2: Freq. / CH: 661
Comment 1: Dist.: 3m, Ant.: HL 223
Comment 2: Freq: 860.521MHz, Pmax: -50.83dBm, RBW: 100kHz



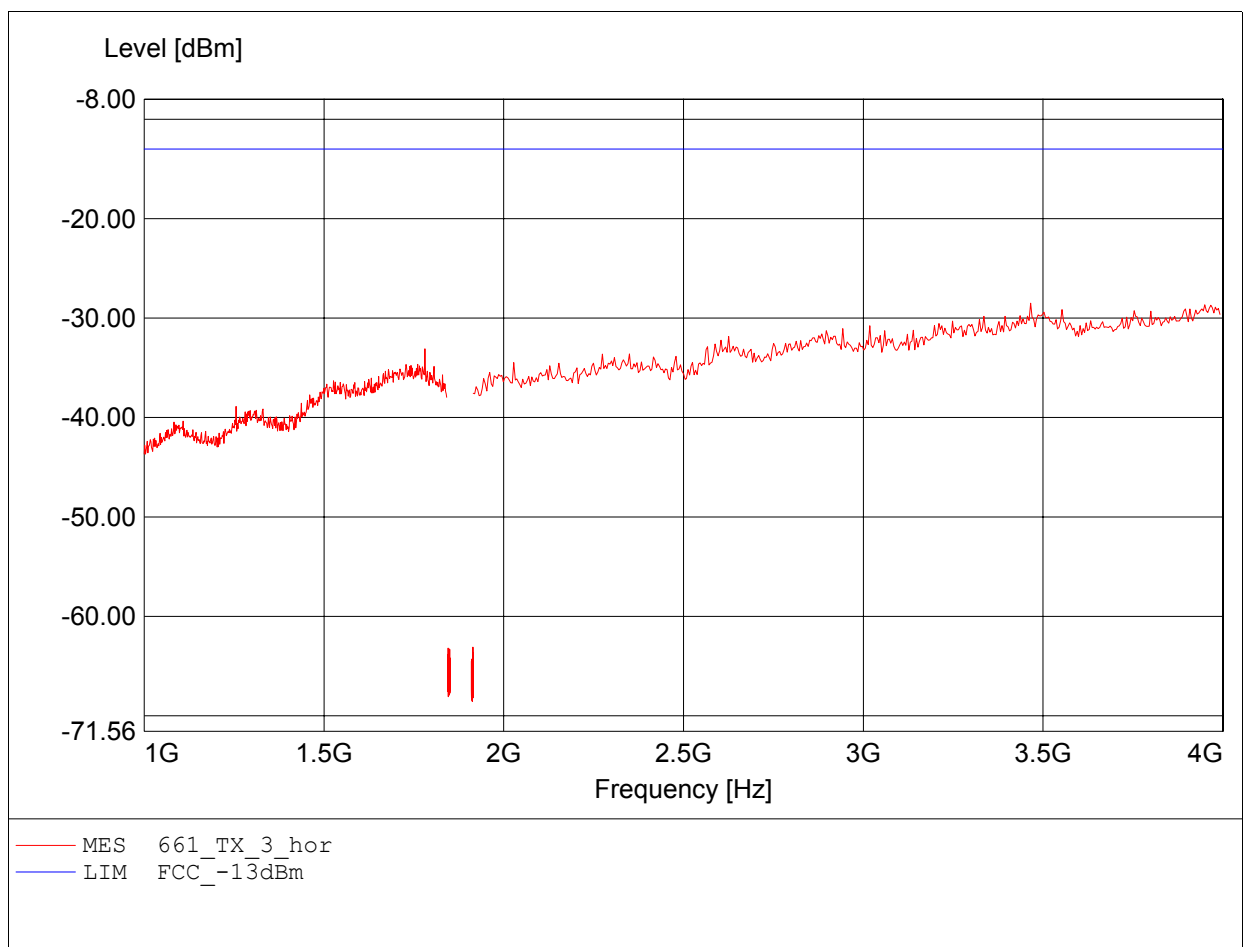
Radiated Emissions Tx
FCC RULES PART 24 SUBPART E

Approval Holder: Leica Geosystems AG
EUT / Model: Field controller
CS10 / EUT horizontal / Mode: GPRS
Test Site / Operator: Eurofins Product Service GmbH / Mr. Pudell
Test Conditions 1: Tnom: 25°C / Unom.: 7.4V battery
Test Conditions 2: Freq. / CH: 661
Comment 1: Dist.: 3m, Ant.: HL025
Comment 2: Freq: 3.891GHz, Pmax: -27.53dBm, RBW: 1MHz/3kHz



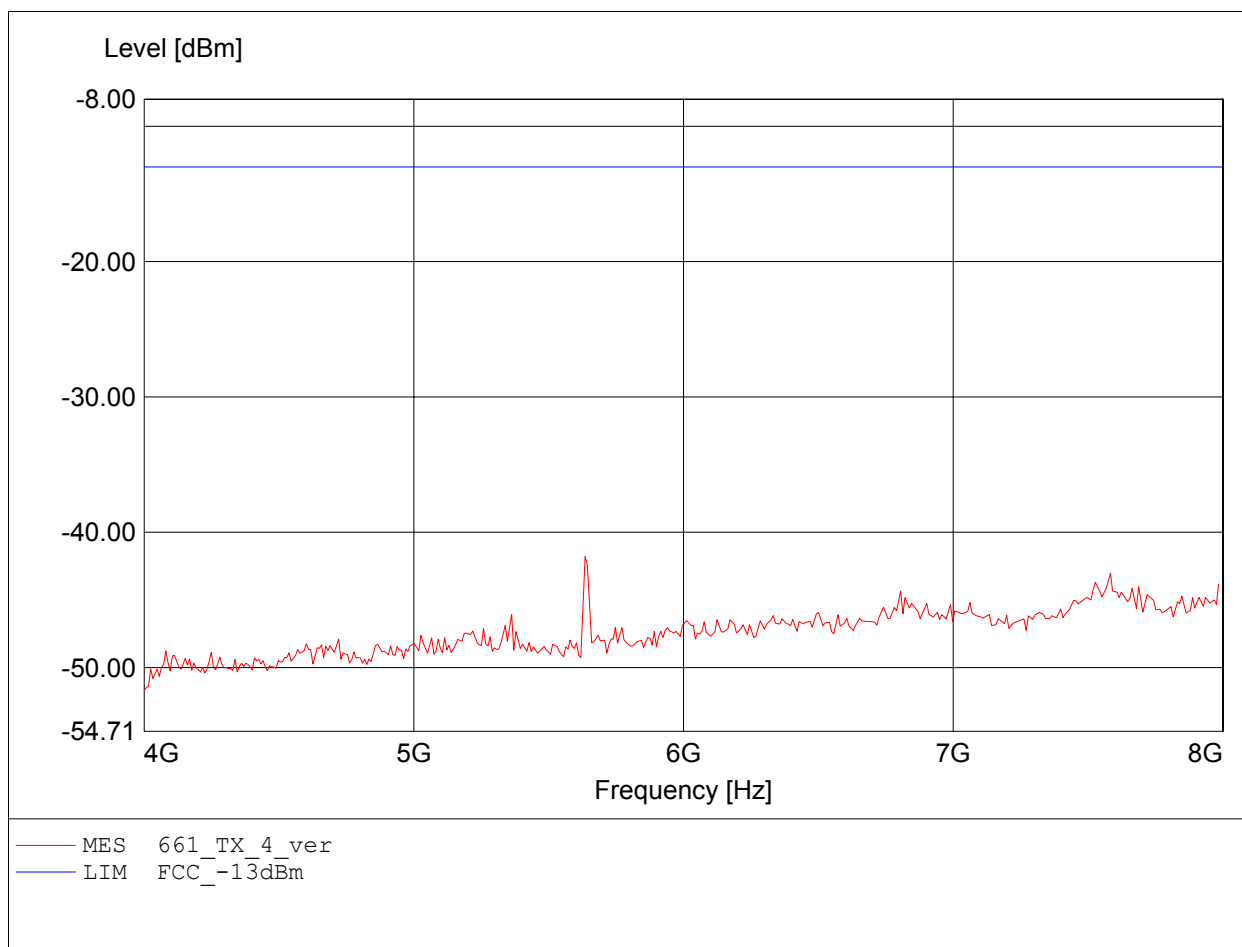
Radiated Emissions Tx
FCC RULES PART 24 SUBPART E

Approval Holder: Leica Geosystems AG
 EUT / Model: Field controller
 CS10 / EUT horizontal / Mode: GPRS
 Test Site / Operator: Eurofins Product Service GmbH / Mr. Pudell
 Test Conditions 1: Tnom: 25°C / Unom.: 7.4V battery
 Test Conditions 2: Freq. / CH: 661
 Comment 1: Dist.: 3m, Ant.: HL025
 Comment 2: Freq: 3.465GHz, Pmax: -28.50dBm, RBW: 1MHz/3kHz



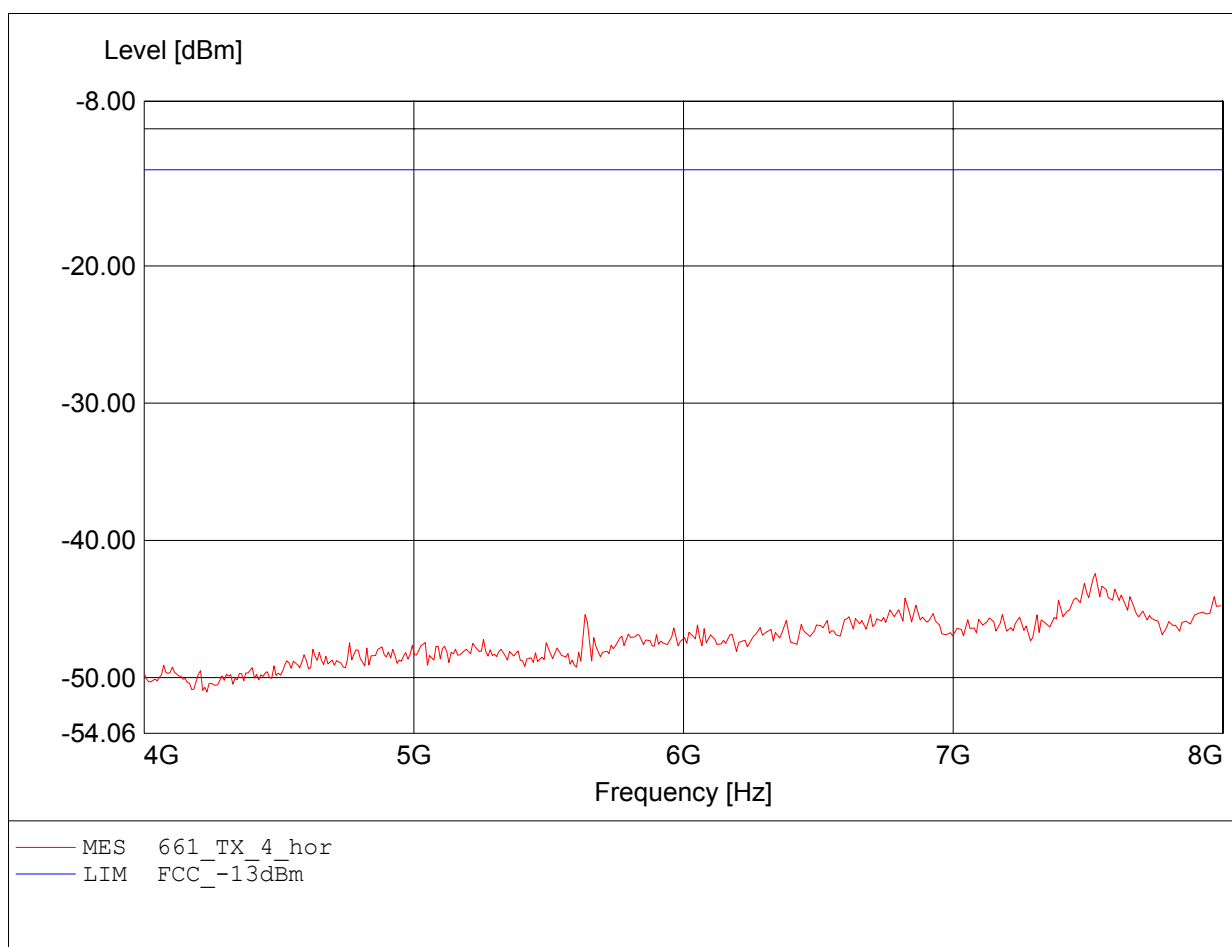
Radiated Emissions Tx
FCC RULES PART 24 SUBPART E

Approval Holder: Leica Geosystems AG
EUT / Model: Field controller
CS10 / EUT horizontal / Mode: GPRS
Test Site / Operator: Eurofins Product Service GmbH / Mr. Pudell
Test Conditions 1: Tnom: 25°C / Unom.: 7.4V battery
Test Conditions 2: Freq. / CH: 661
Comment 1: Dist.: 3m, Ant.: HL025, ampl.+HP.
Comment 2: Freq: 5.635GHz, Pmax: -41.80dBm, RBW: 1MHz



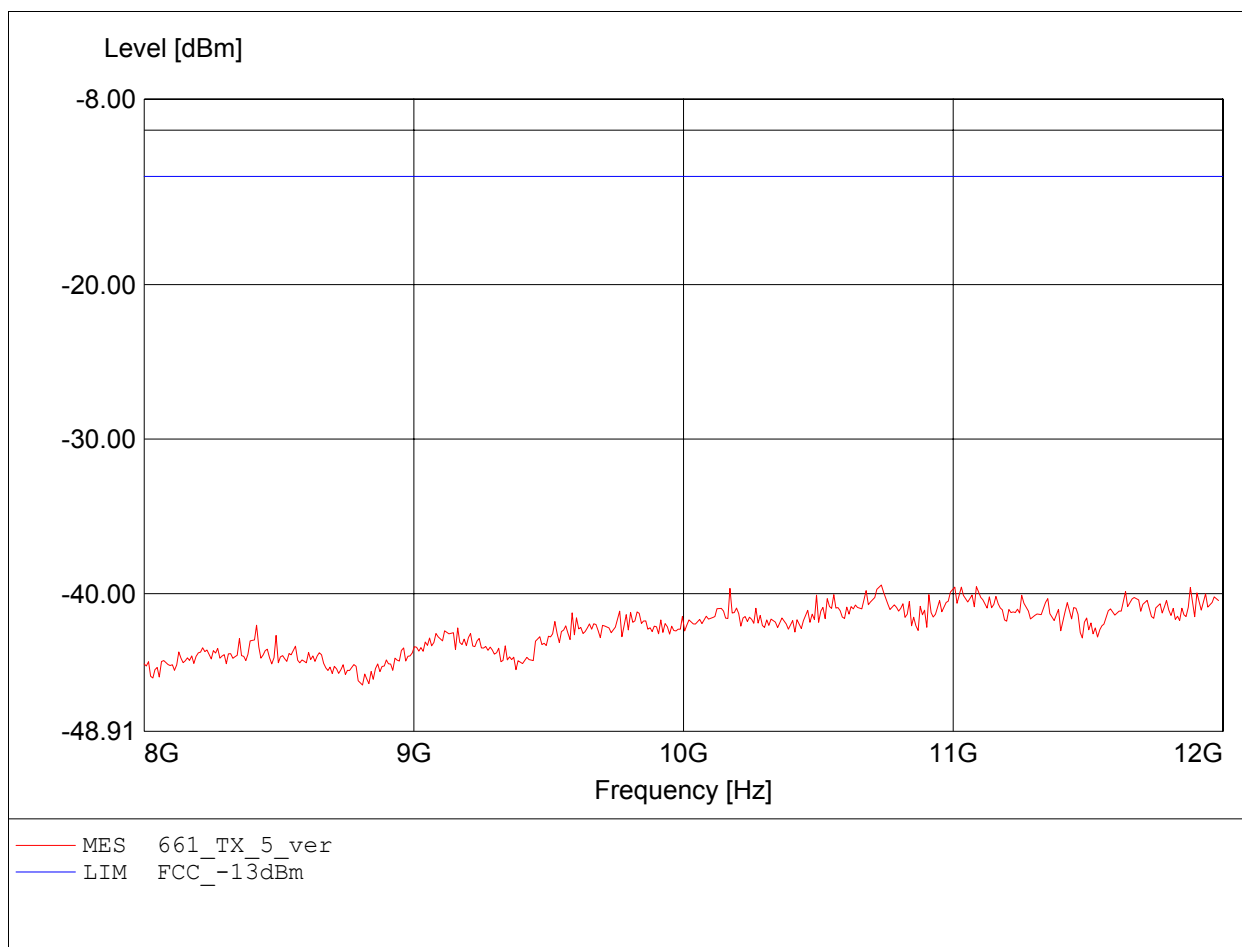
Radiated Emissions Tx
FCC RULES PART 24 SUBPART E

Approval Holder: Leica Geosystems AG
EUT / Model: Field controller
CS10 / EUT horizontal / Mode: GPRS
Test Site / Operator: Eurofins Product Service GmbH / Mr. Pudell
Test Conditions 1: Tnom: 25°C / Unom.: 7.4V battery
Test Conditions 2: Freq. / CH: 661
Comment 1: Dist.: 3m, Ant.: HL025, ampl.+HP.
Comment 2: Freq: 7.527GHz, Pmax: -42.42dBm, RBW: 1MHz



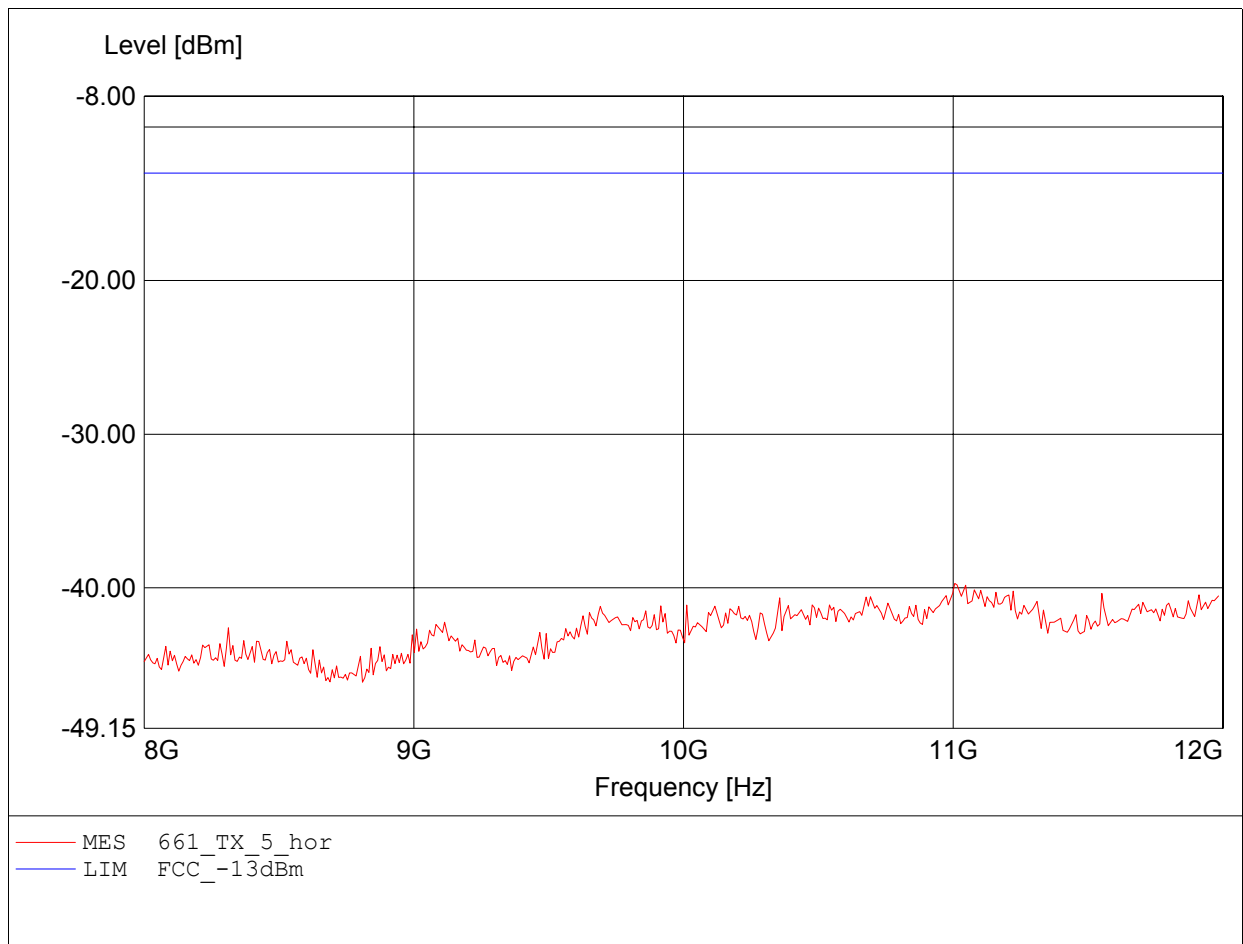
Radiated Emissions Tx
FCC RULES PART 24 SUBPART E

Approval Holder: Leica Geosystems AG
EUT / Model: Field controller
CS10 / EUT horizontal / Mode: GPRS
Test Site / Operator: Eurofins Product Service GmbH / Mr. Pudell
Test Conditions 1: Tnom: 25°C / Unom.: 7.4V battery
Test Conditions 2: Freq. / CH: 661
Comment 1: Dist.: 3m, Ant.: HL025, ampl.+HP.
Comment 2: Freq: 10.733GHz, Pmax: -39.44dBm, RBW: 1MHz



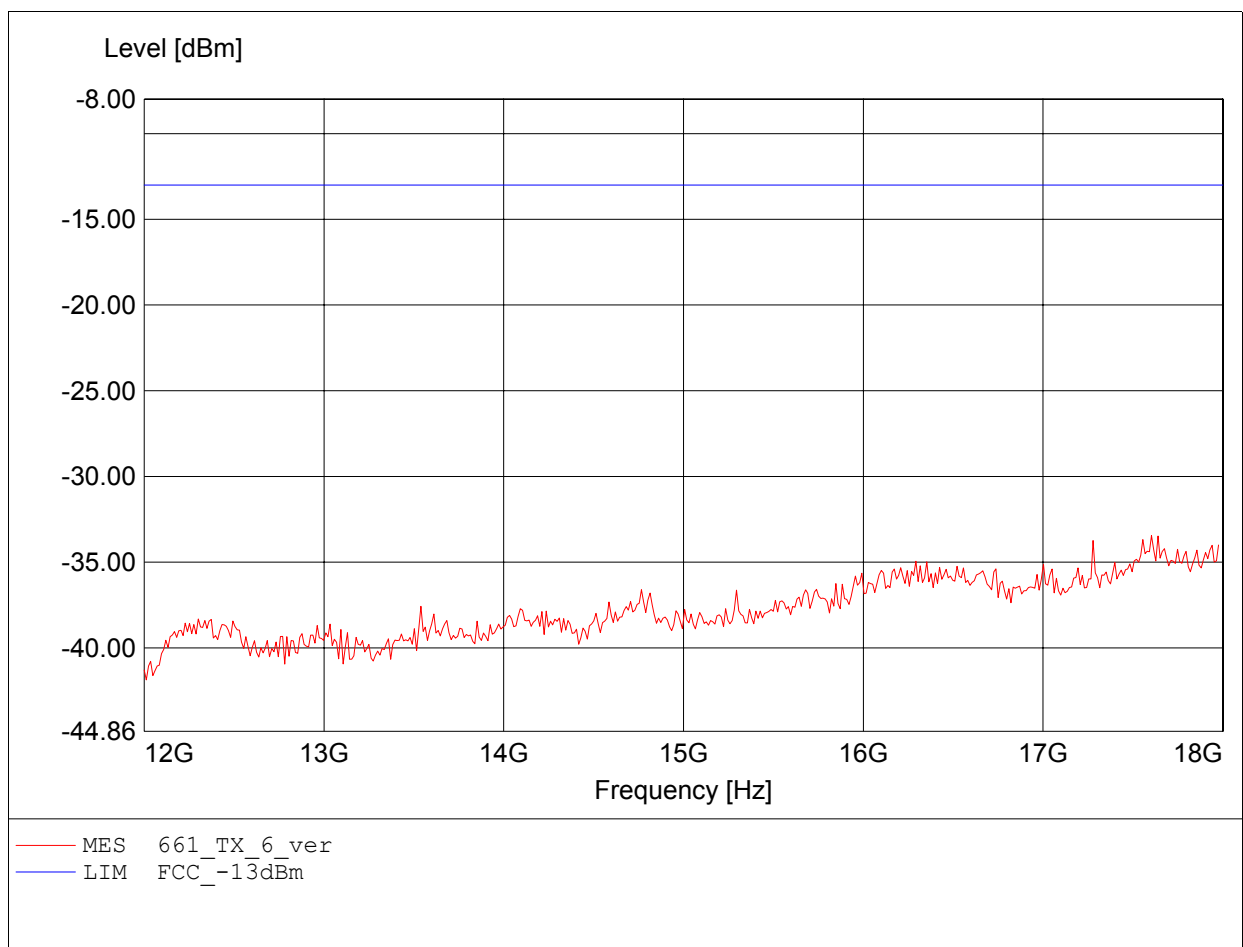
Radiated Emissions Tx
FCC RULES PART 24 SUBPART E

Approval Holder: Leica Geosystems AG
EUT / Model: Field controller
CS10 / EUT horizontal / Mode: GPRS
Test Site / Operator: Eurofins Product Service GmbH / Mr. Pudell
Test Conditions 1: Tnom: 25°C / Unom.: 7.4V battery
Test Conditions 2: Freq. / CH: 661
Comment 1: Dist.: 3m, Ant.: HL025, ampl.+HP.
Comment 2: Freq: 11.006GHz, Pmax: -39.72dBm, RBW: 1MHz



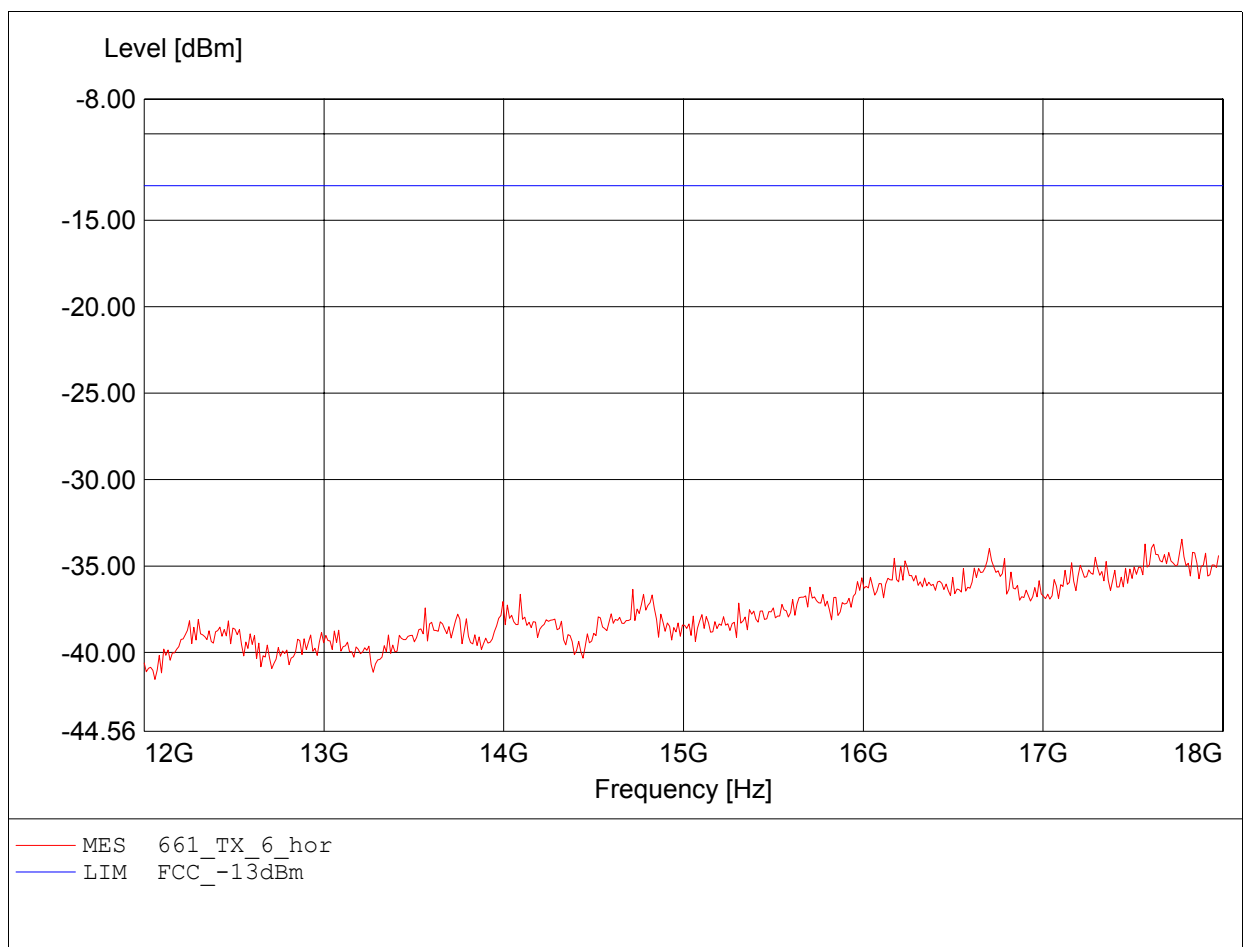
Radiated Emissions Tx
FCC RULES PART 24 SUBPART E

Approval Holder: Leica Geosystems AG
EUT / Model: Field controller
CS10 / EUT horizontal / Mode: GPRS
Test Site / Operator: Eurofins Product Service GmbH / Mr. Pudell
Test Conditions 1: Tnom: 25°C / Unom.: 7.4V battery
Test Conditions 2: Freq. / CH: 661
Comment 1: Dist.: 3m, Ant.: HL025, ampl.+HP.
Comment 2: Freq: 17.603GHz, Pmax: -33.45dBm, RBW: 1MHz



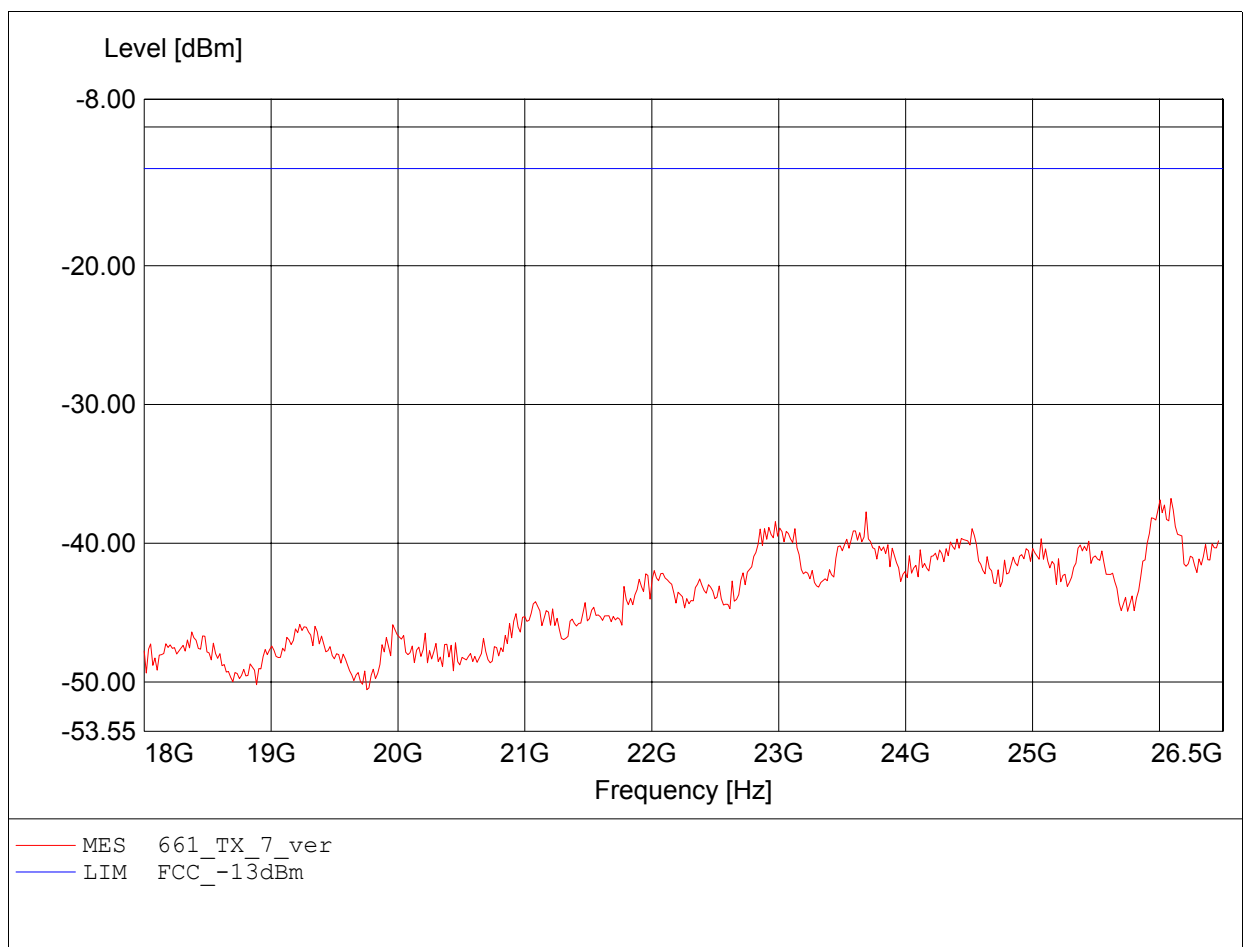
Radiated Emissions Tx
FCC RULES PART 24 SUBPART E

Approval Holder: Leica Geosystems AG
EUT / Model: Field controller
CS10 / EUT horizontal / Mode: GPRS
Test Site / Operator: Eurofins Product Service GmbH / Mr. Pudell
Test Conditions 1: Tnom: 25°C / Unom.: 7.4V battery
Test Conditions 2: Freq. / CH: 661
Comment 1: Dist.: 3m, Ant.: HL025, ampl.+HP.
Comment 2: Freq: 17.772GHz, Pmax: -33.45dBm, RBW: 1MHz



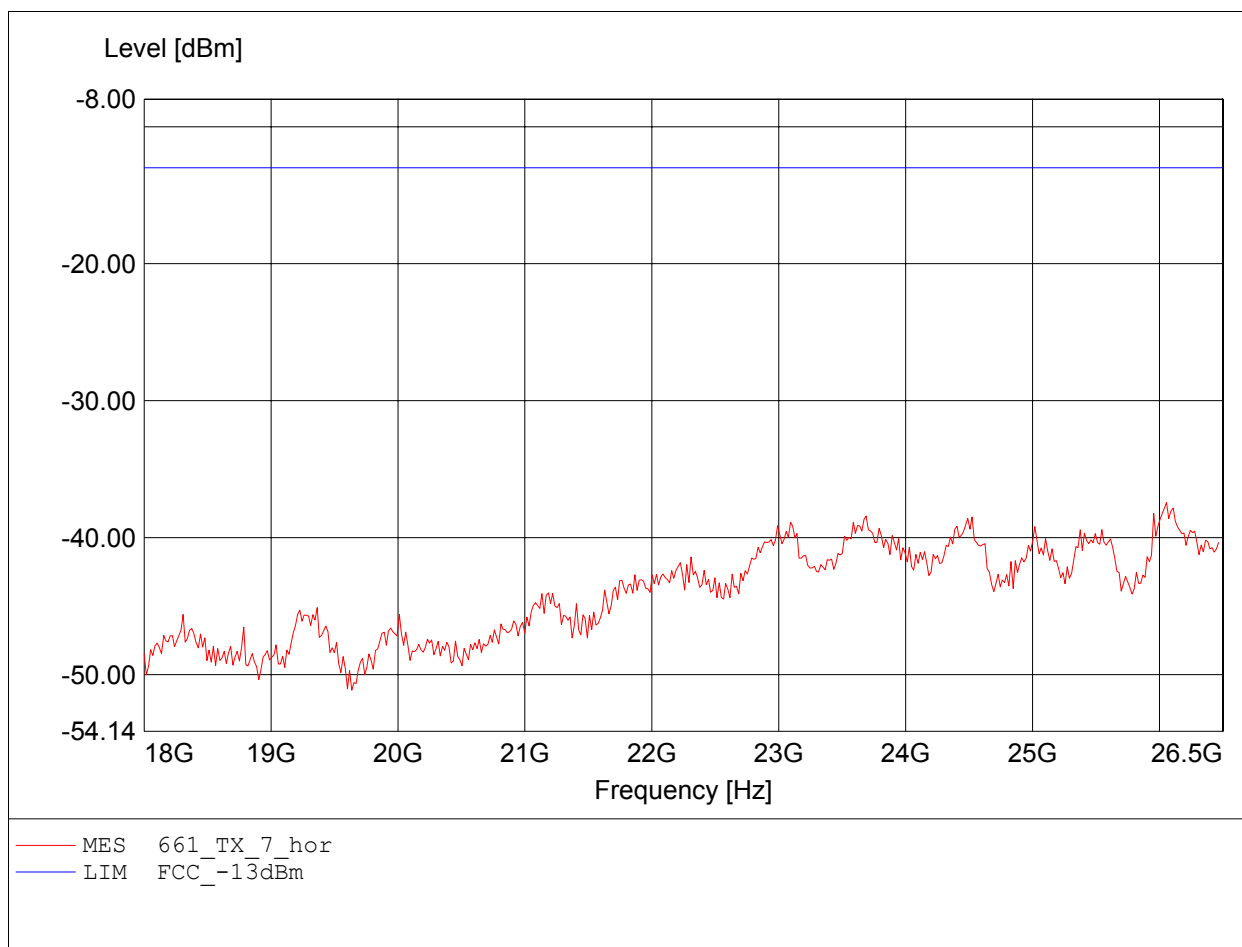
Radiated Emissions Tx
FCC RULES PART 24 SUBPART E

Approval Holder: Leica Geosystems AG
EUT / Model: Field controller
CS10 / EUT horizontal / Mode: GPRS
Test Site / Operator: Eurofins Product Service GmbH / Mr. Pudell
Test Conditions 1: Tnom: 25°C / Unom.: 7.4V battery
Test Conditions 2: Freq. / CH: 661
Comment 1: Dist.: 3m, Ant.: HL025, amplif.
Comment 2: Freq: 26.091GHz, Pmax: -36.76dBm, RBW: 1MHz



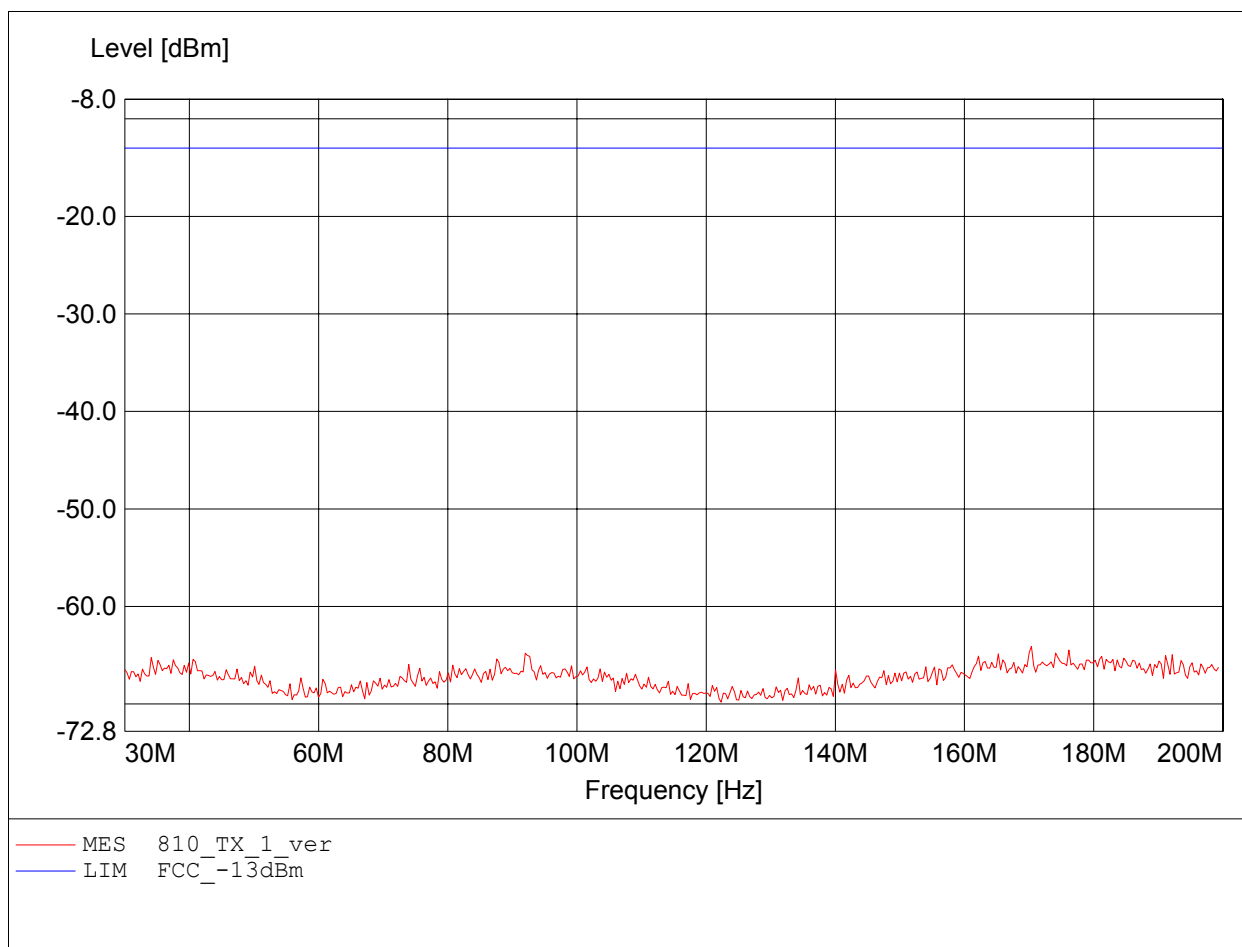
Radiated Emissions Tx
FCC RULES PART 24 SUBPART E

Approval Holder: Leica Geosystems AG
EUT / Model: Field controller
CS10 / EUT horizontal / Mode: GPRS
Test Site / Operator: Eurofins Product Service GmbH / Mr. Pudell
Test Conditions 1: Tnom: 25°C / Unom.: 7.4V battery
Test Conditions 2: Freq. / CH: 661
Comment 1: Dist.: 3m, Ant.: HL025, amplif.
Comment 2: Freq: 26.057GHz, Pmax: -37.44dBm, RBW: 1MHz



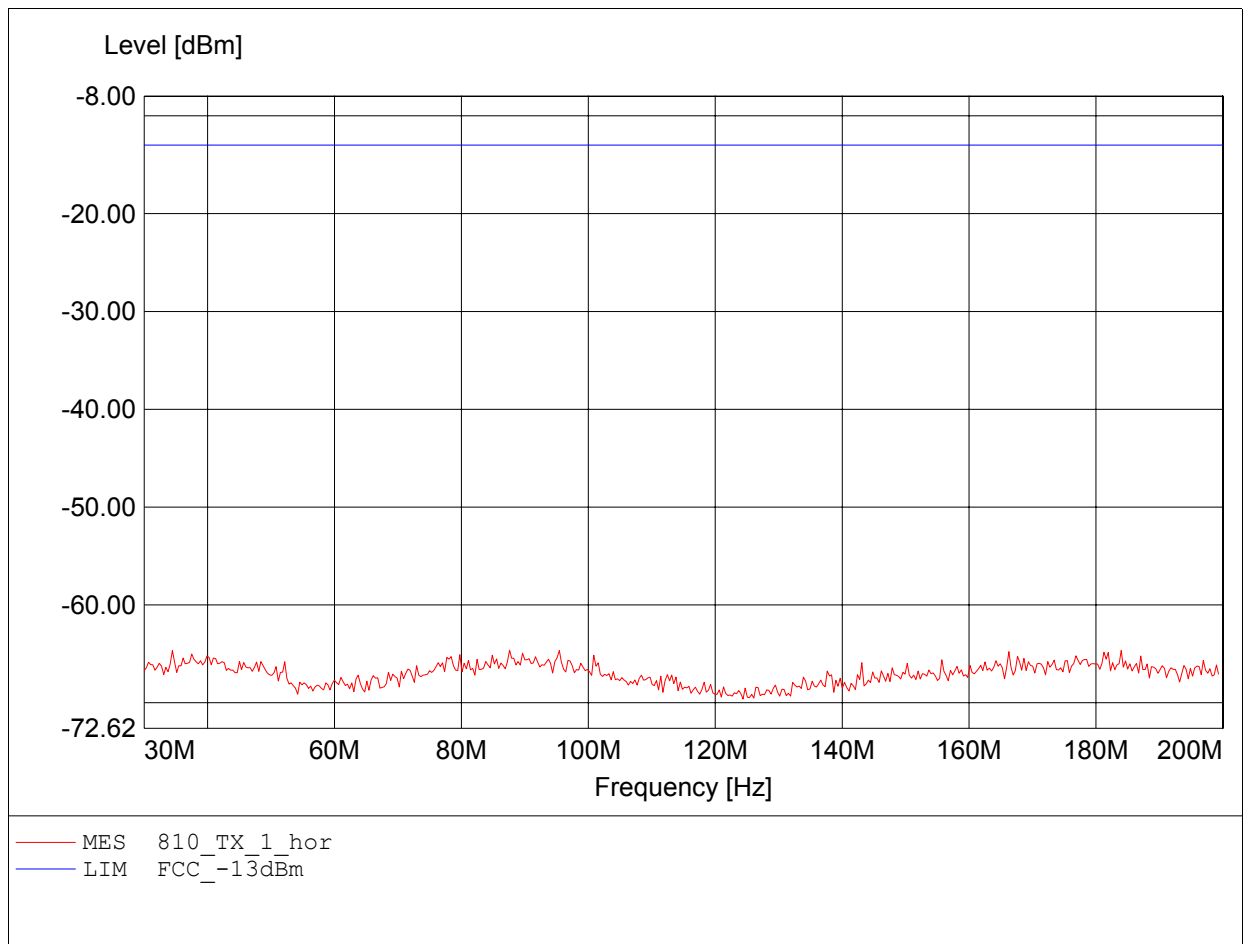
Radiated Emissions Tx
FCC RULES PART 24 SUBPART E

Approval Holder: Leica Geosystems AG
EUT / Model: Field controller
CS10 / EUT horizontal / Mode: GPRS
Test Site / Operator: Eurofins Product Service GmbH / Mr. Pudell
Test Conditions 1: Tnom: 25°C / Unom.: 7.4V battery
Test Conditions 2: Freq. / CH: 810
Comment 1: Dist.: 3m, Ant.: HK 116
Comment 2: Freq: 170.361MHz, Pmax: -64.08dBm, RBW: 100kHz



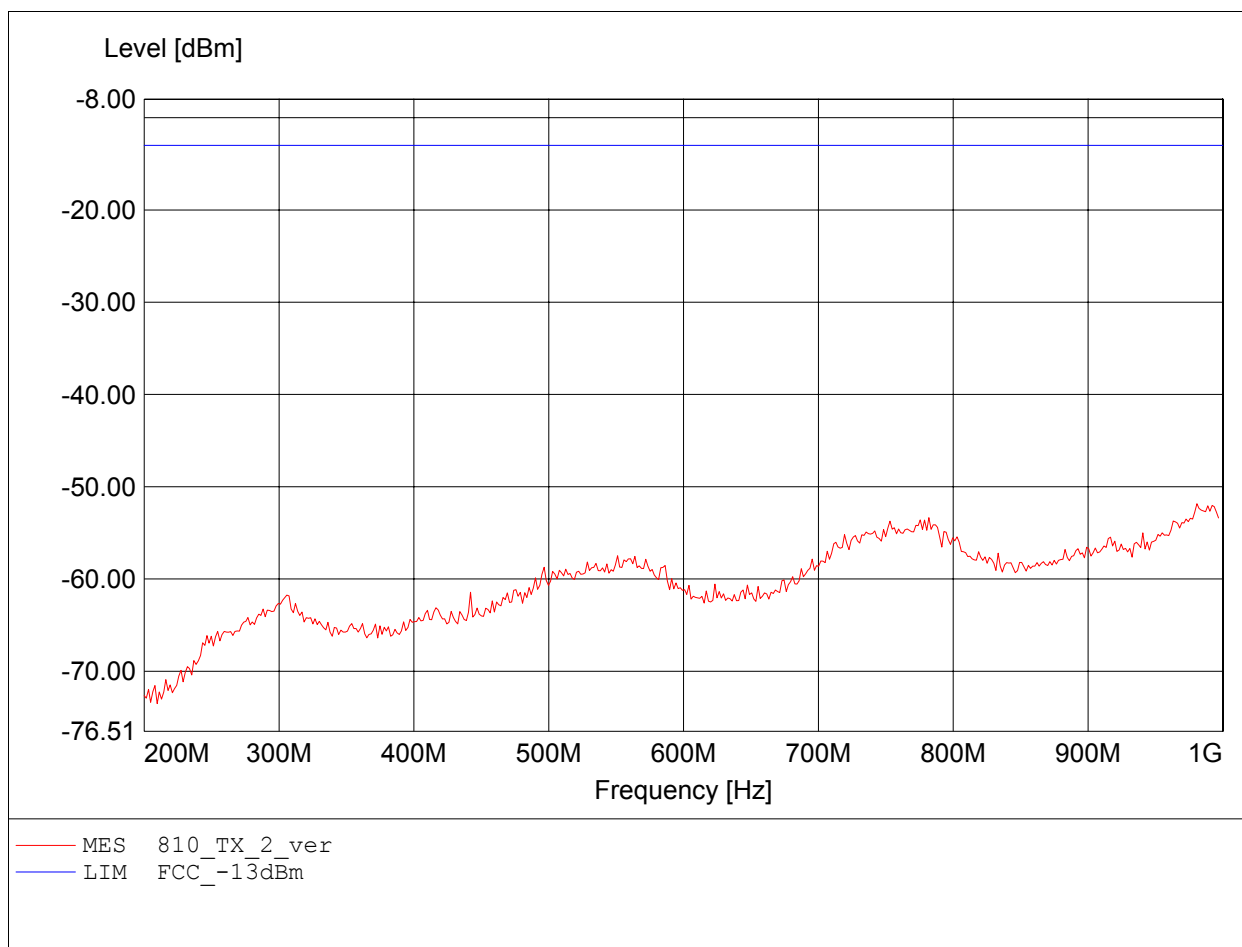
Radiated Emissions Tx
FCC RULES PART 24 SUBPART E

Approval Holder: Leica Geosystems AG
EUT / Model: Field controller
CS10 / EUT horizontal / Mode: GPRS
Test Site / Operator: Eurofins Product Service GmbH / Mr. Pudell
Test Conditions 1: Tnom: 25°C / Unom.: 7.4V battery
Test Conditions 2: Freq. / CH: 810
Comment 1: Dist.: 3m, Ant.: HK 116
Comment 2: Freq: 87.575MHz, Pmax: -64.63dBm, RBW: 100kHz



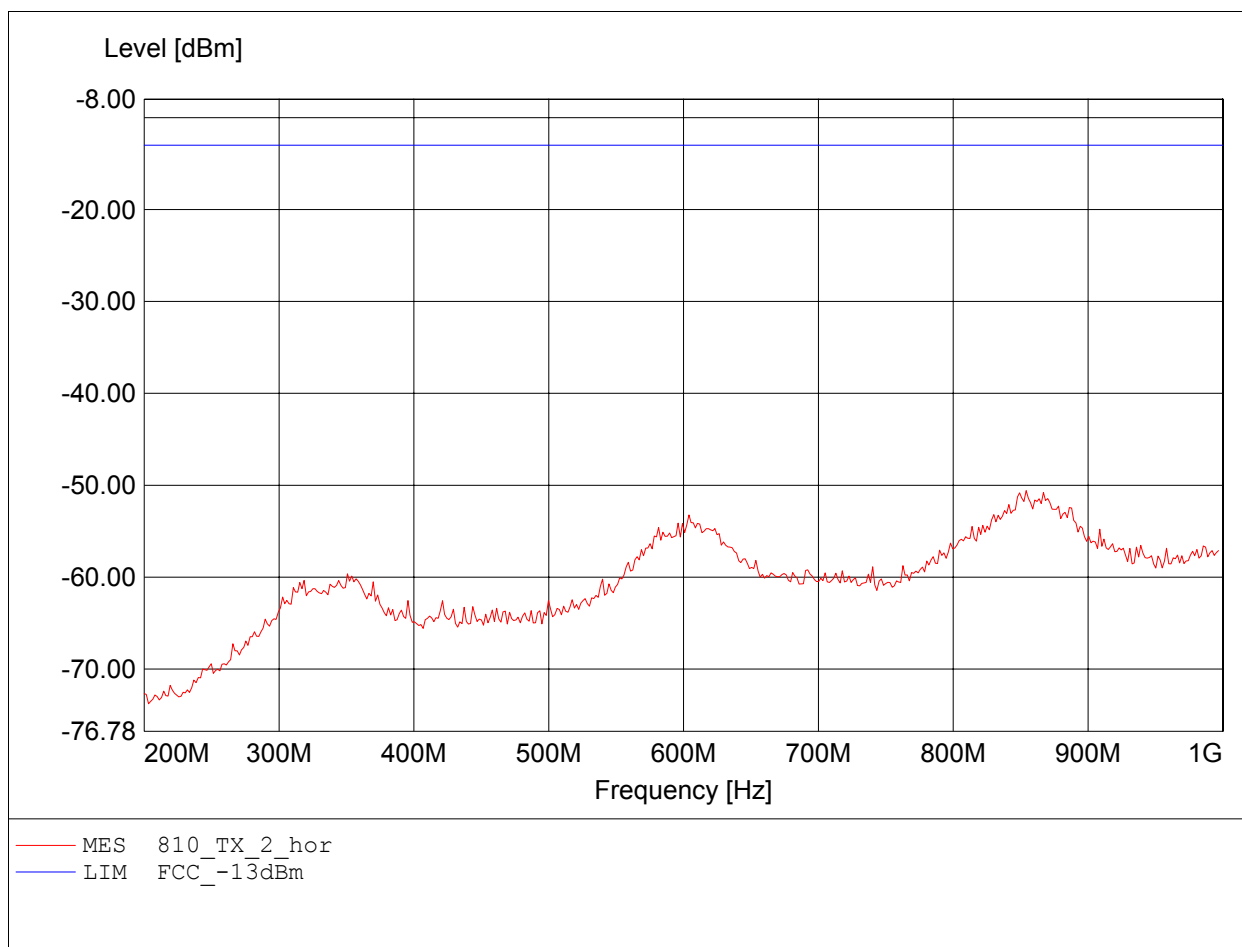
Radiated Emissions Tx
FCC RULES PART 24 SUBPART E

Approval Holder: Leica Geosystems AG
EUT / Model: Field controller
CS10 / EUT horizontal / Mode: GPRS
Test Site / Operator: Eurofins Product Service GmbH / Mr. Pudell
Test Conditions 1: Tnom: 25°C / Unom.: 7.4V battery
Test Conditions 2: Freq. / CH: 810
Comment 1: Dist.: 3m, Ant.: HL 223
Comment 2: Freq: 980.762MHz, Pmax: -51.84dBm, RBW: 100kHz



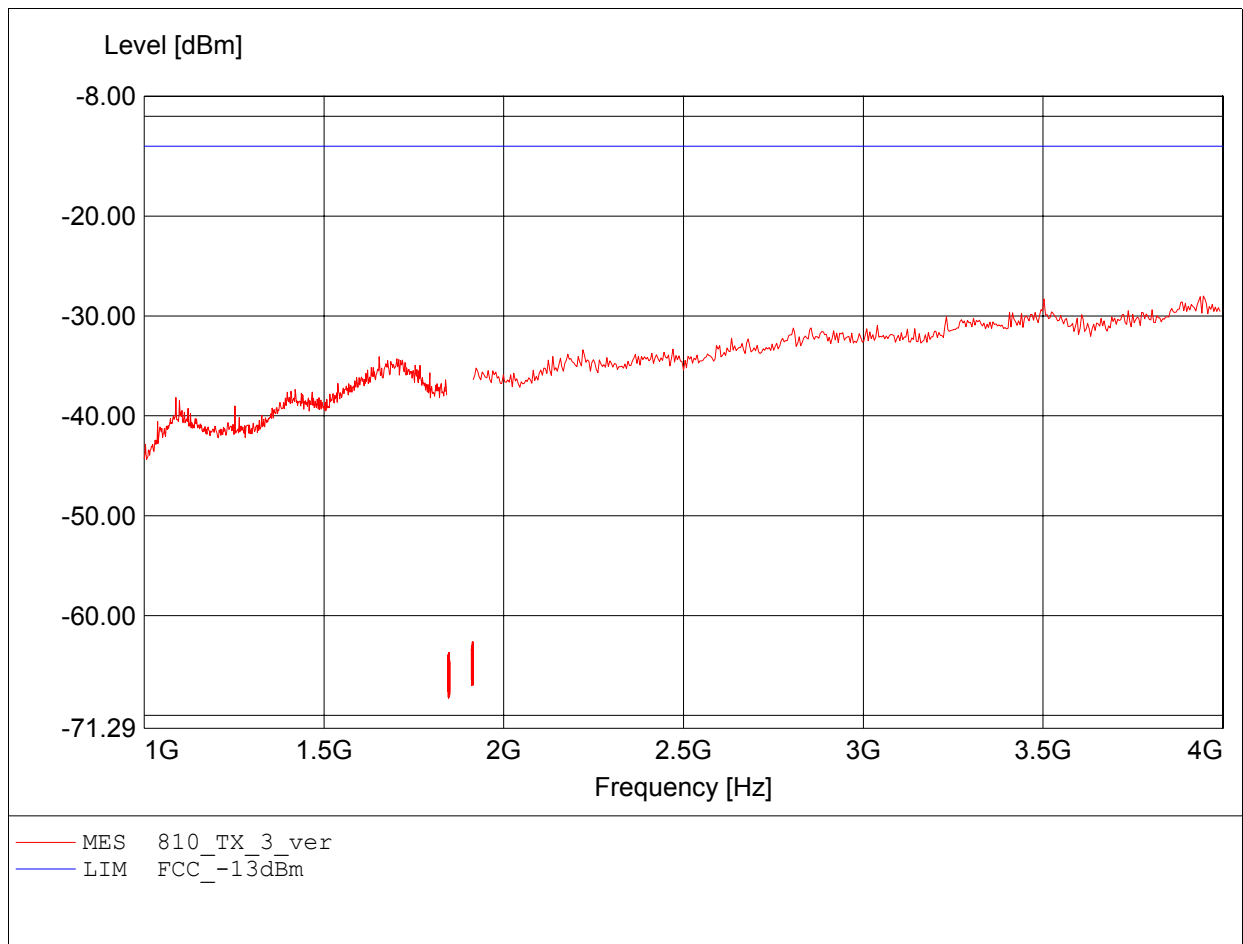
Radiated Emissions Tx
FCC RULES PART 24 SUBPART E

Approval Holder: Leica Geosystems AG
EUT / Model: Field controller
CS10 / EUT horizontal / Mode: GPRS
Test Site / Operator: Eurofins Product Service GmbH / Mr. Pudell
Test Conditions 1: Tnom: 25°C / Unom.: 7.4V battery
Test Conditions 2: Freq. / CH: 810
Comment 1: Dist.: 3m, Ant.: HL 223
Comment 2: Freq: 854.108MHz, Pmax: -50.59dBm, RBW: 100kHz



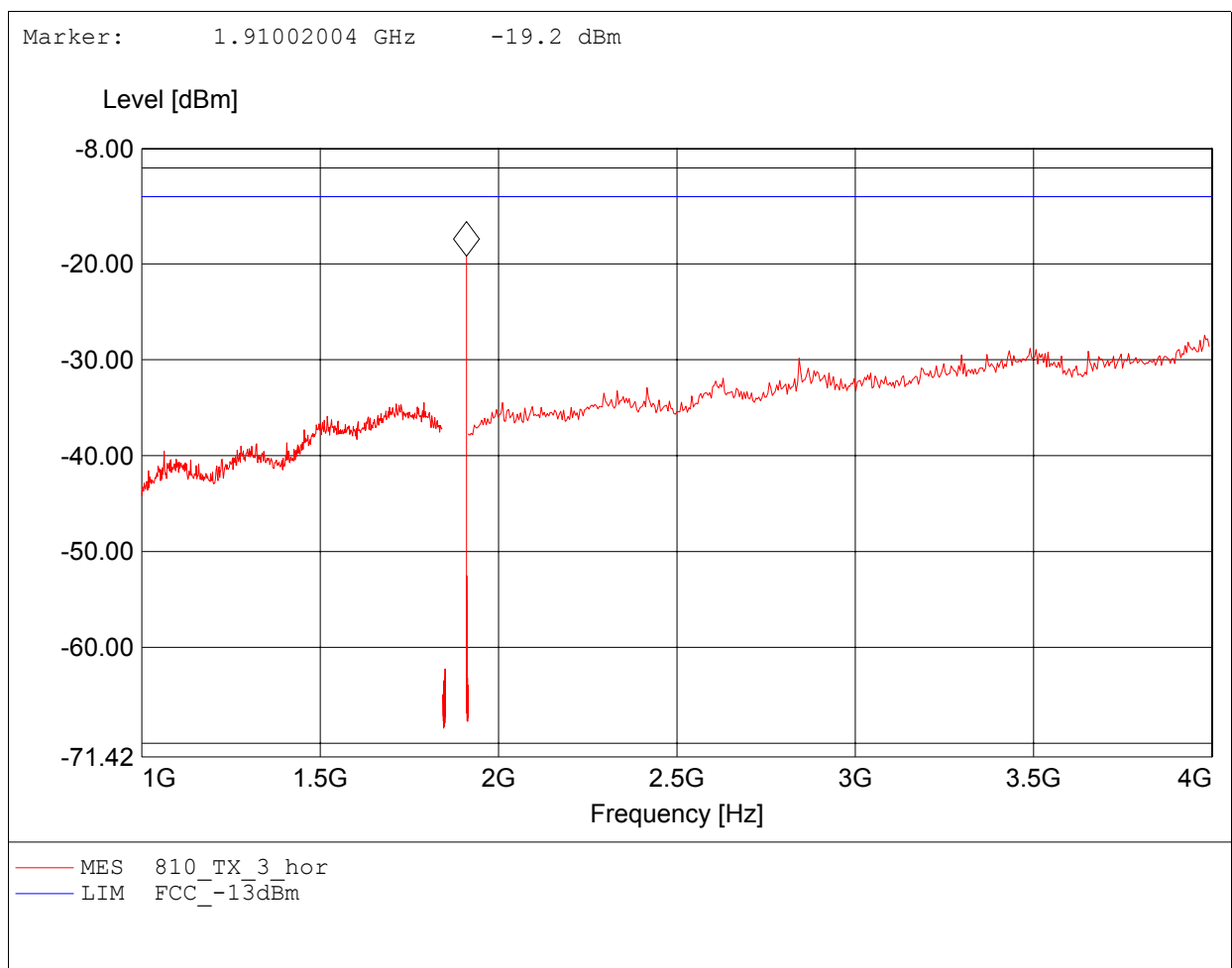
Radiated Emissions Tx
FCC RULES PART 24 SUBPART E

Approval Holder: Leica Geosystems AG
EUT / Model: Field controller
CS10 / EUT horizontal / Mode: GPRS
Test Site / Operator: Eurofins Product Service GmbH / Mr. Pudell
Test Conditions 1: Tnom: 25°C / Unom.: 7.4V battery
Test Conditions 2: Freq. / CH: 810
Comment 1: Dist.: 3m, Ant.: HL025
Comment 2: Freq: 3.946GHz, Pmax: -27.99dBm, RBW: 1MHz/3kHz



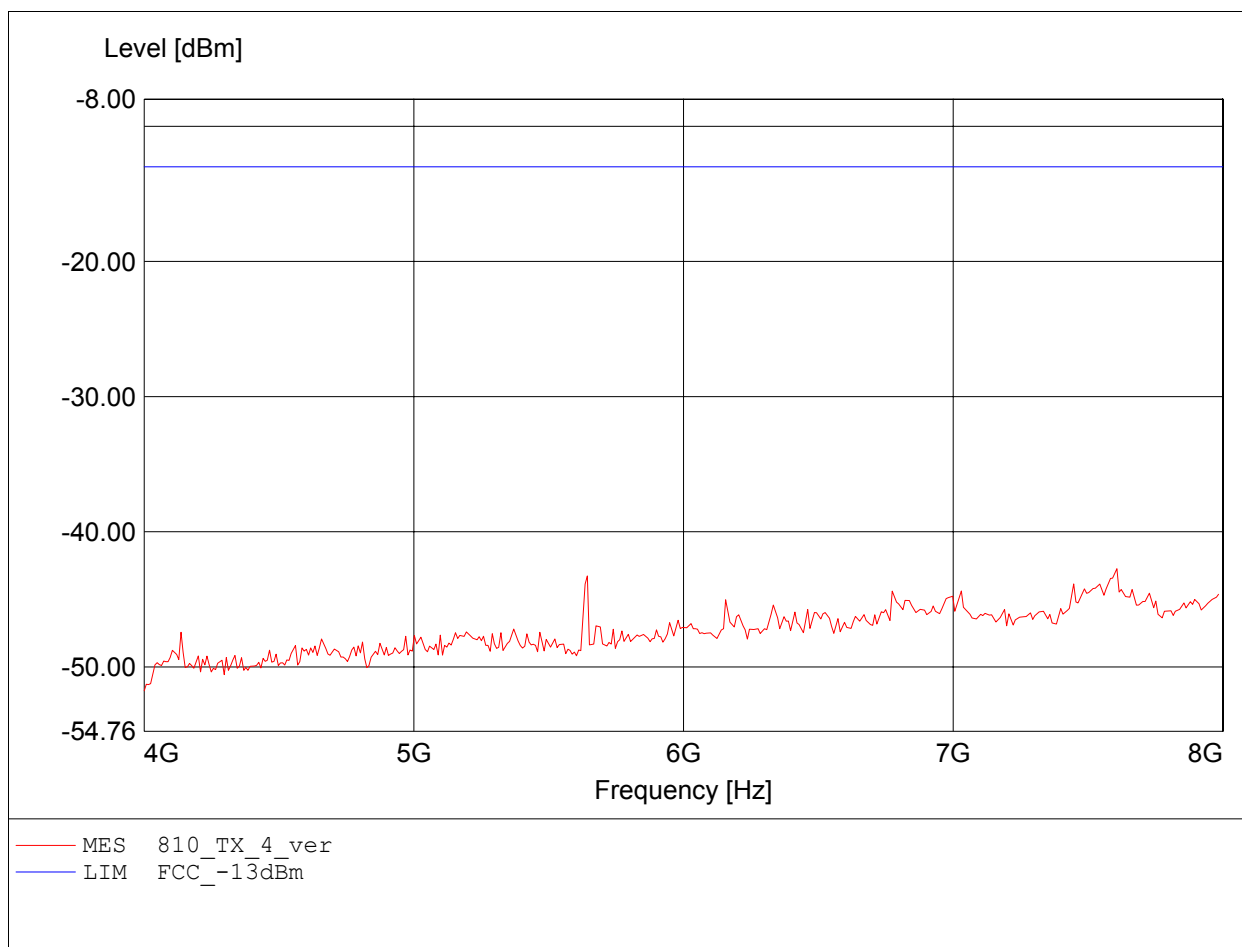
Radiated Emissions Tx
FCC RULES PART 24 SUBPART E

Approval Holder: Leica Geosystems AG
 EUT / Model: Field controller
 CS10 / EUT horizontal / Mode: GPRS
 Test Site / Operator: Eurofins Product Service GmbH / Mr. Pudell
 Test Conditions 1: Tnom: 25°C / Unom.: 7.4V battery
 Test Conditions 2: Freq. / CH: 810
 Comment 1: Dist.: 3m, Ant.: HL025
 Comment 2: Freq: 1.910GHz, Pmax: -19.20dBm, RBW: 1MHz/3kHz



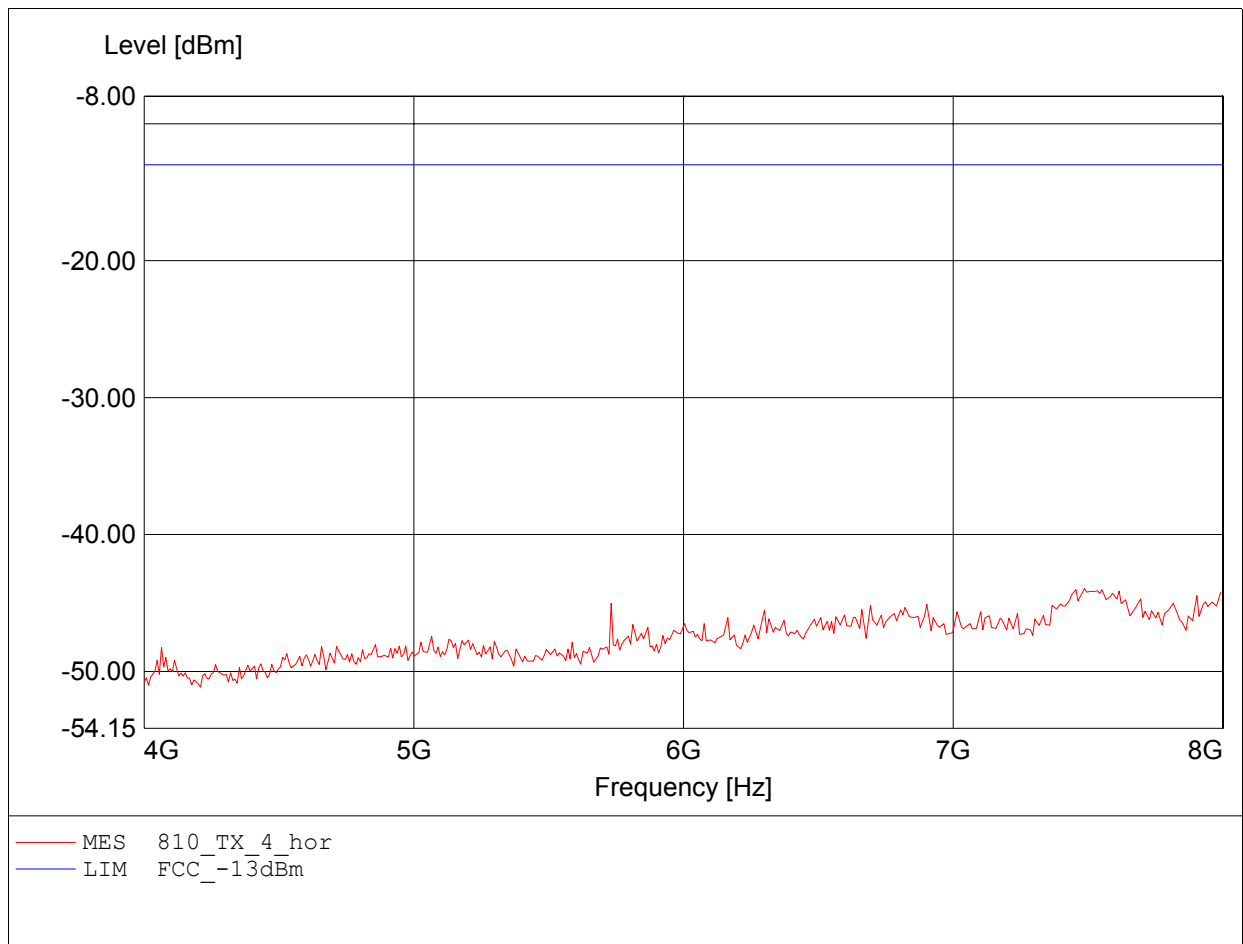
Radiated Emissions Tx
FCC RULES PART 24 SUBPART E

Approval Holder: Leica Geosystems AG
EUT / Model: Field controller
CS10 / EUT horizontal / Mode: GPRS
Test Site / Operator: Eurofins Product Service GmbH / Mr. Pudell
Test Conditions 1: Tnom: 25°C / Unom.: 7.4V battery
Test Conditions 2: Freq. / CH: 810
Comment 1: Dist.: 3m, Ant.: HL025, ampl.+HP.
Comment 2: Freq: 7.607GHz, Pmax: -42.73dBm, RBW: 1MHz



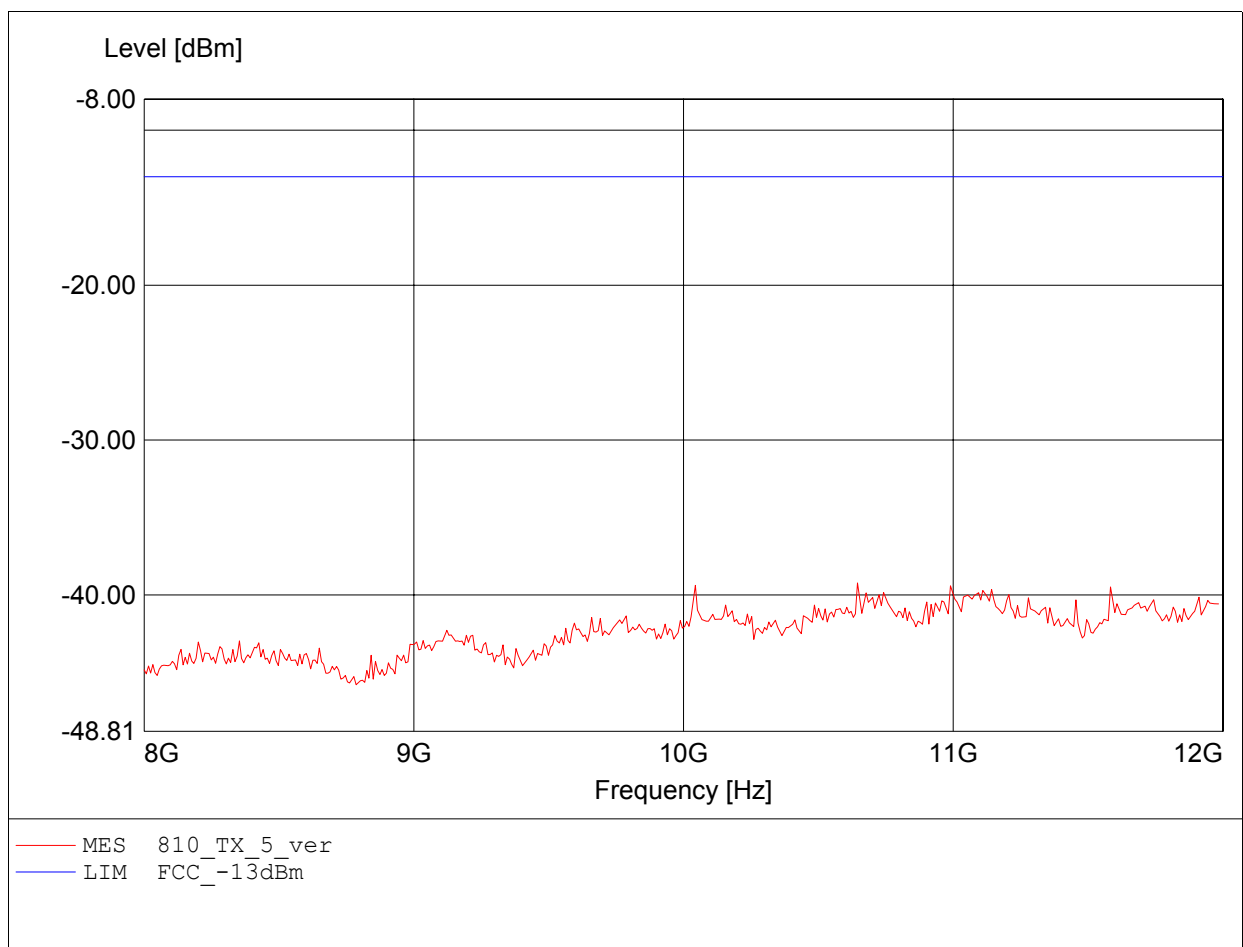
Radiated Emissions Tx
FCC RULES PART 24 SUBPART E

Approval Holder: Leica Geosystems AG
EUT / Model: Field controller
CS10 / EUT horizontal / Mode: GPRS
Test Site / Operator: Eurofins Product Service GmbH / Mr. Pudell
Test Conditions 1: Tnom: 25°C / Unom.: 7.4V battery
Test Conditions 2: Freq. / CH: 810
Comment 1: Dist.: 3m, Ant.: HL025, ampl.+HP.
Comment 2: Freq: 7.487GHz, Pmax: -43.94dBm, RBW: 1MHz



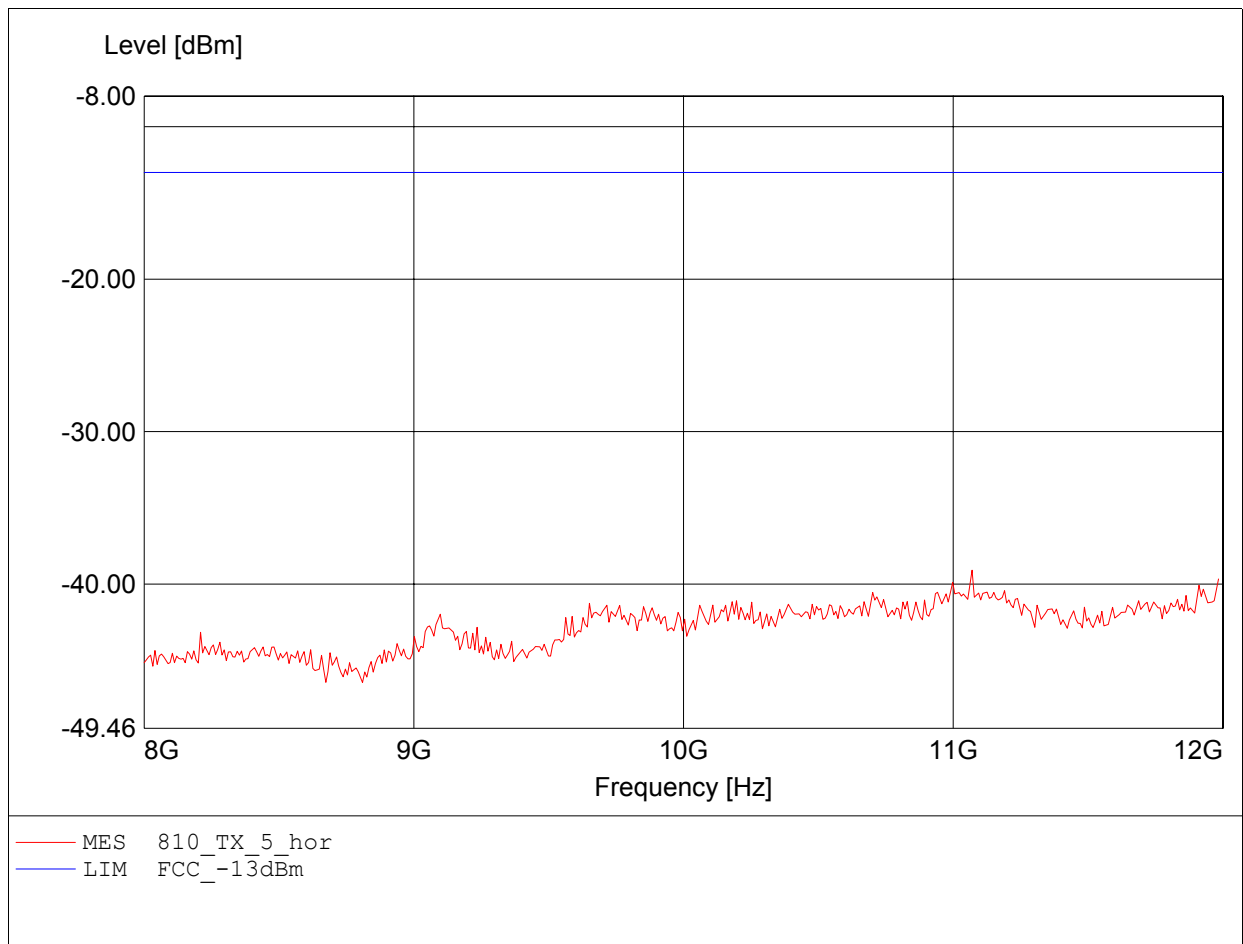
Radiated Emissions Tx
FCC RULES PART 24 SUBPART E

Approval Holder: Leica Geosystems AG
EUT / Model: Field controller
CS10 / EUT horizontal / Mode: GPRS
Test Site / Operator: Eurofins Product Service GmbH / Mr. Pudell
Test Conditions 1: Tnom: 25°C / Unom.: 7.4V battery
Test Conditions 2: Freq. / CH: 810
Comment 1: Dist.: 3m, Ant.: HL025, ampl.+HP.
Comment 2: Freq: 10.645GHz, Pmax: -39.22dBm, RBW: 1MHz



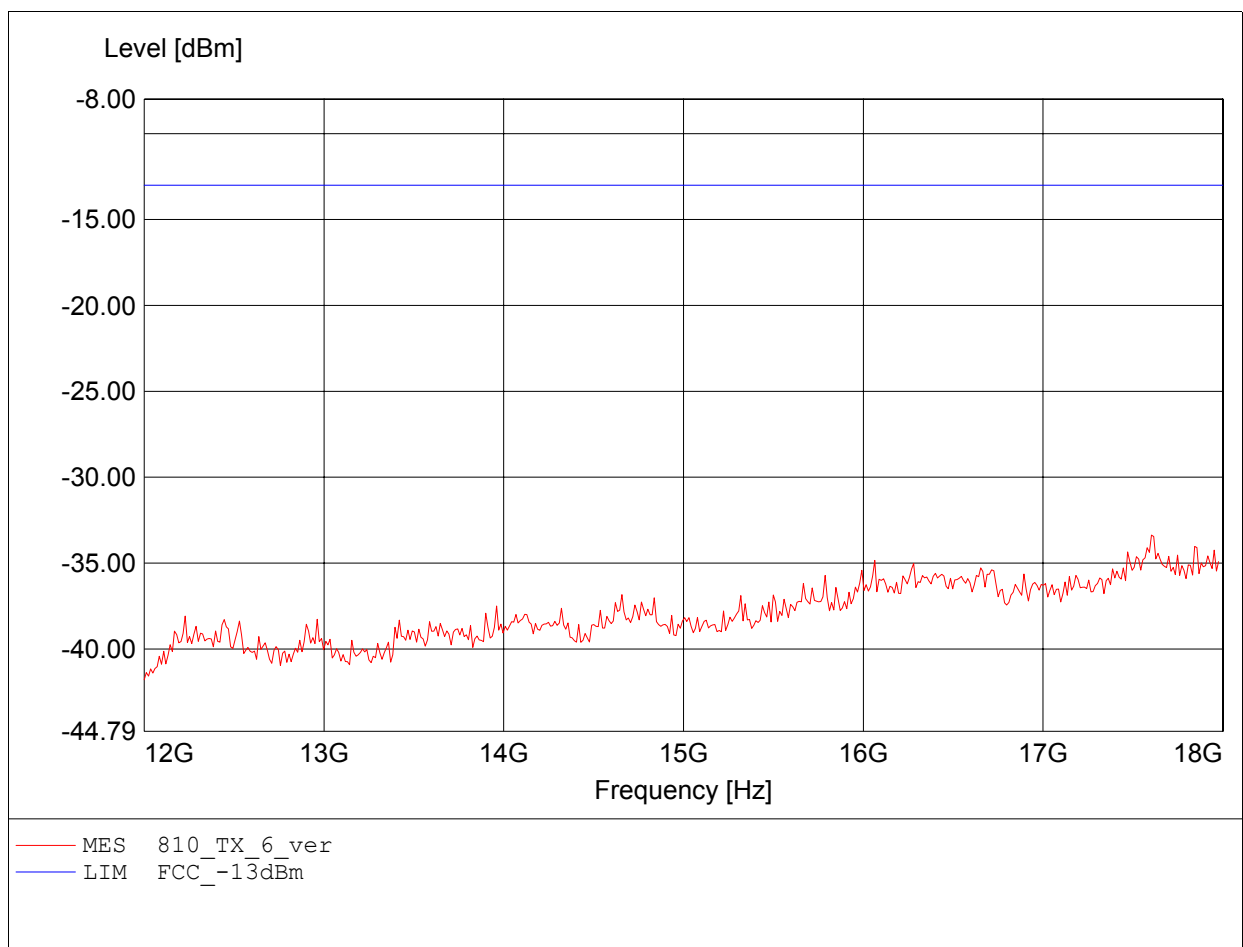
Radiated Emissions Tx
FCC RULES PART 24 SUBPART E

Approval Holder: Leica Geosystems AG
EUT / Model: Field controller
CS10 / EUT horizontal / Mode: GPRS
Test Site / Operator: Eurofins Product Service GmbH / Mr. Pudell
Test Conditions 1: Tnom: 25°C / Unom.: 7.4V battery
Test Conditions 2: Freq. / CH: 810
Comment 1: Dist.: 3m, Ant.: HL025, ampl.+HP.
Comment 2: Freq: 11.070GHz, Pmax: -39.08dBm, RBW: 1MHz



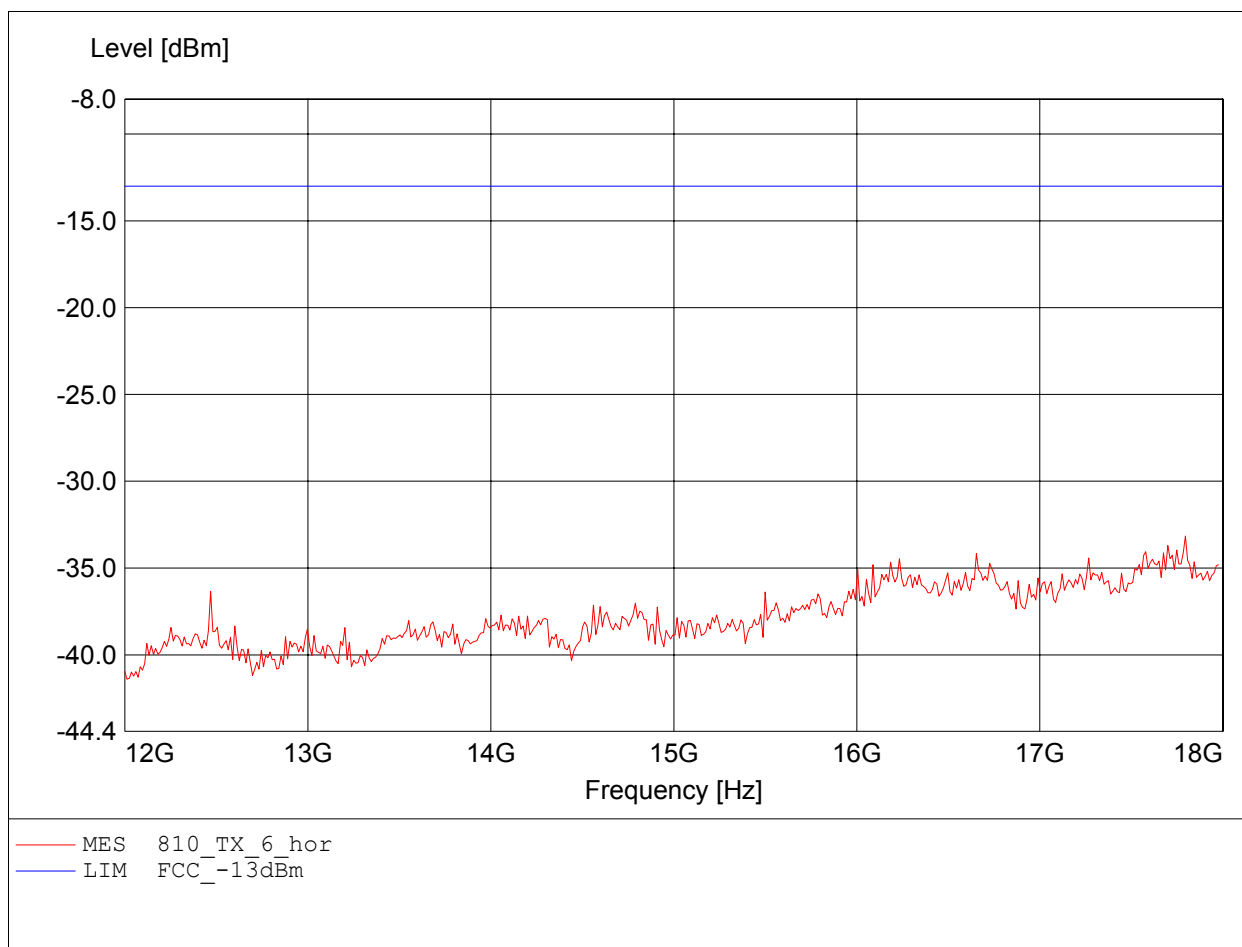
Radiated Emissions Tx
FCC RULES PART 24 SUBPART E

Approval Holder: Leica Geosystems AG
EUT / Model: Field controller
CS10 / EUT horizontal / Mode: GPRS
Test Site / Operator: Eurofins Product Service GmbH / Mr. Pudell
Test Conditions 1: Tnom: 25°C / Unom.: 7.4V battery
Test Conditions 2: Freq. / CH: 810
Comment 1: Dist.: 3m, Ant.: HL025, ampl.+HP.
Comment 2: Freq: 17.603GHz, Pmax: -33.37dBm, RBW: 1MHz



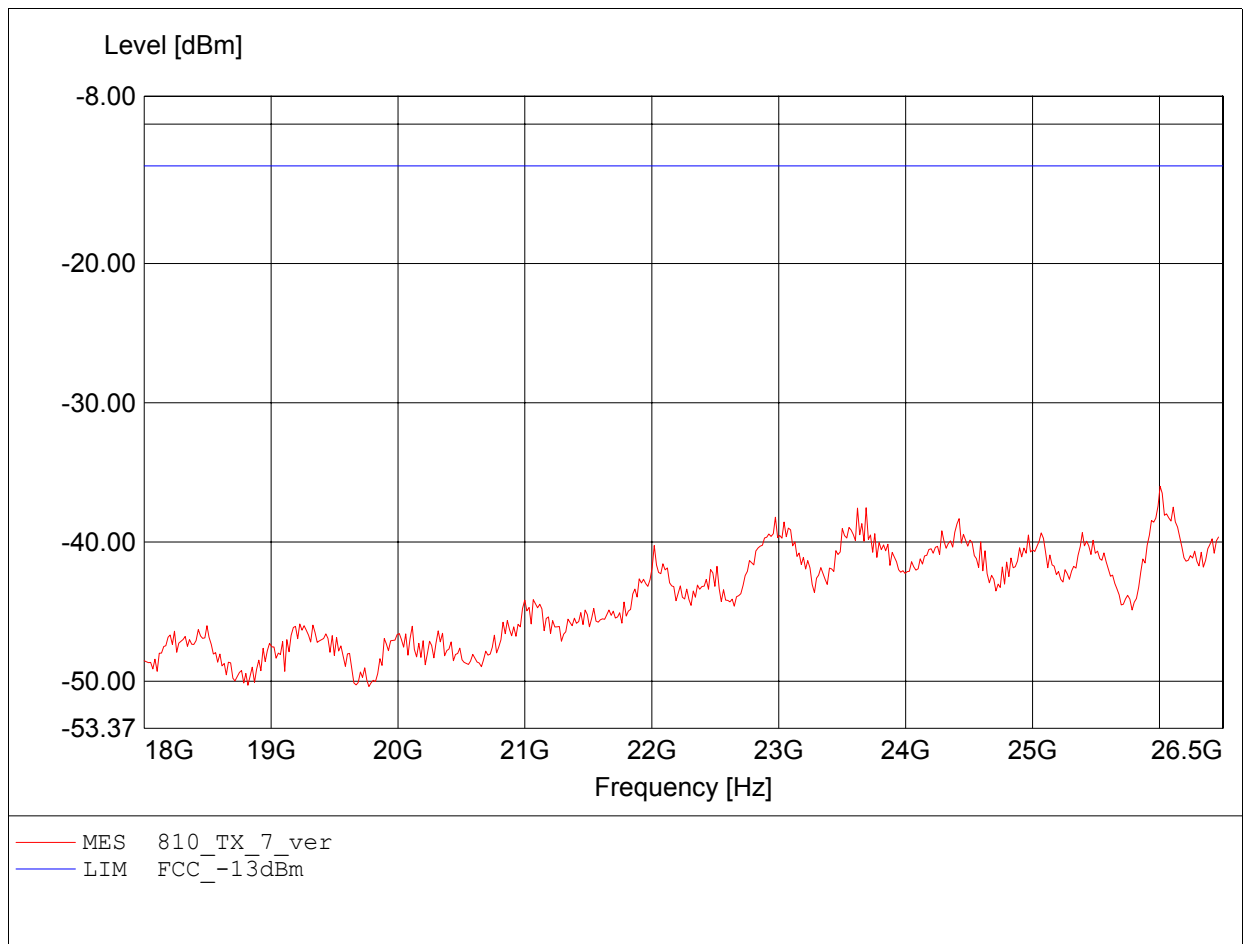
Radiated Emissions Tx
FCC RULES PART 24 SUBPART E

Approval Holder: Leica Geosystems AG
EUT / Model: Field controller
CS10 / EUT horizontal / Mode: GPRS
Test Site / Operator: Eurofins Product Service GmbH / Mr. Pudell
Test Conditions 1: Tnom: 25°C / Unom.: 7.4V battery
Test Conditions 2: Freq. / CH: 810
Comment 1: Dist.: 3m, Ant.: HL025, ampl.+HP.
Comment 2: Freq: 17.796GHz, Pmax: -33.16dBm, RBW: 1MHz



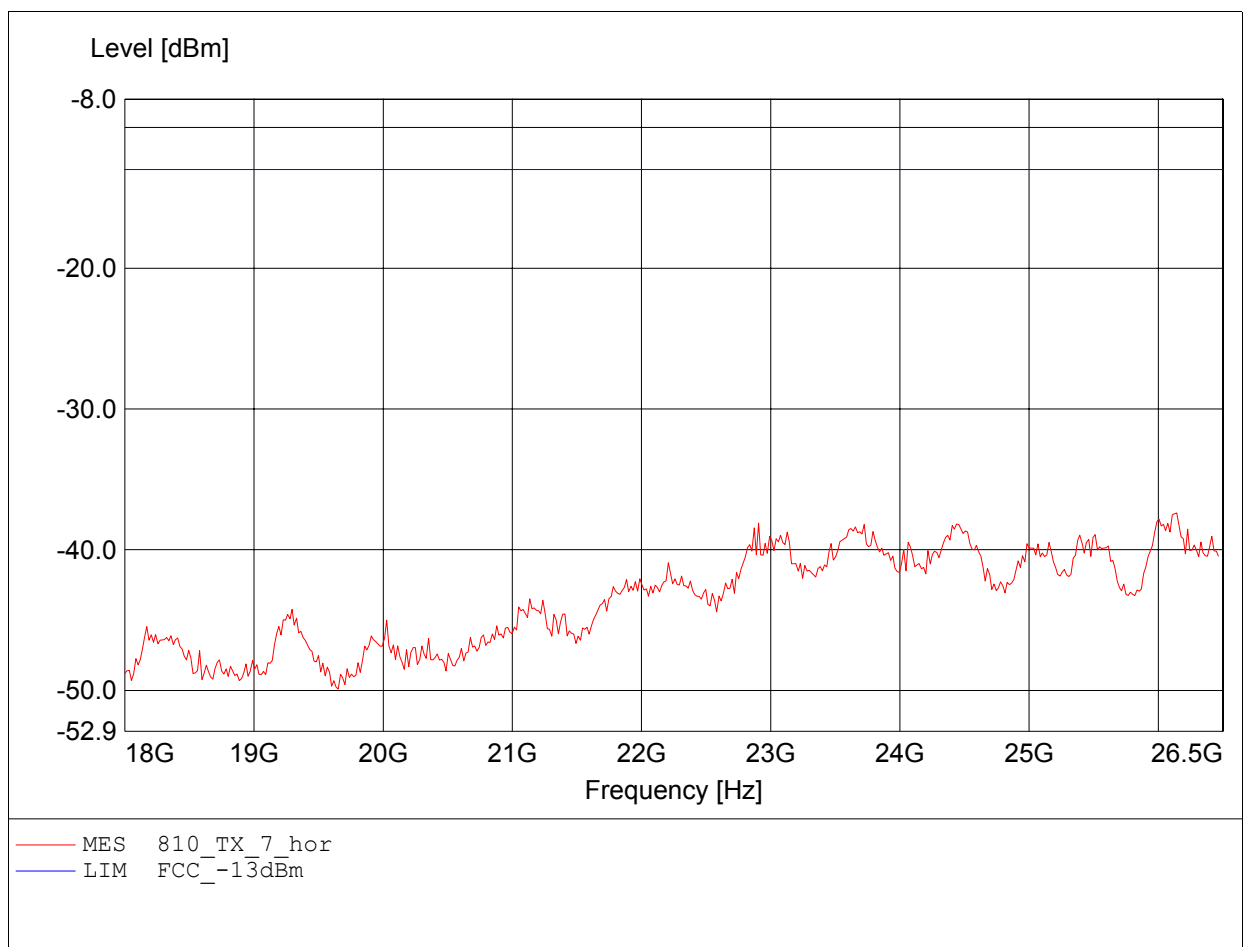
Radiated Emissions Tx
FCC RULES PART 24 SUBPART E

Approval Holder: Leica Geosystems AG
EUT / Model: Field controller
CS10 / EUT horizontal / Mode: GPRS
Test Site / Operator: Eurofins Product Service GmbH / Mr. Pudell
Test Conditions 1: Tnom: 25°C / Unom.: 7.4V battery
Test Conditions 2: Freq. / CH: 810
Comment 1: Dist.: 3m, Ant.: HL025, amplif.
Comment 2: Freq: 26.006GHz, Pmax: -36.00dBm, RBW: 1MHz



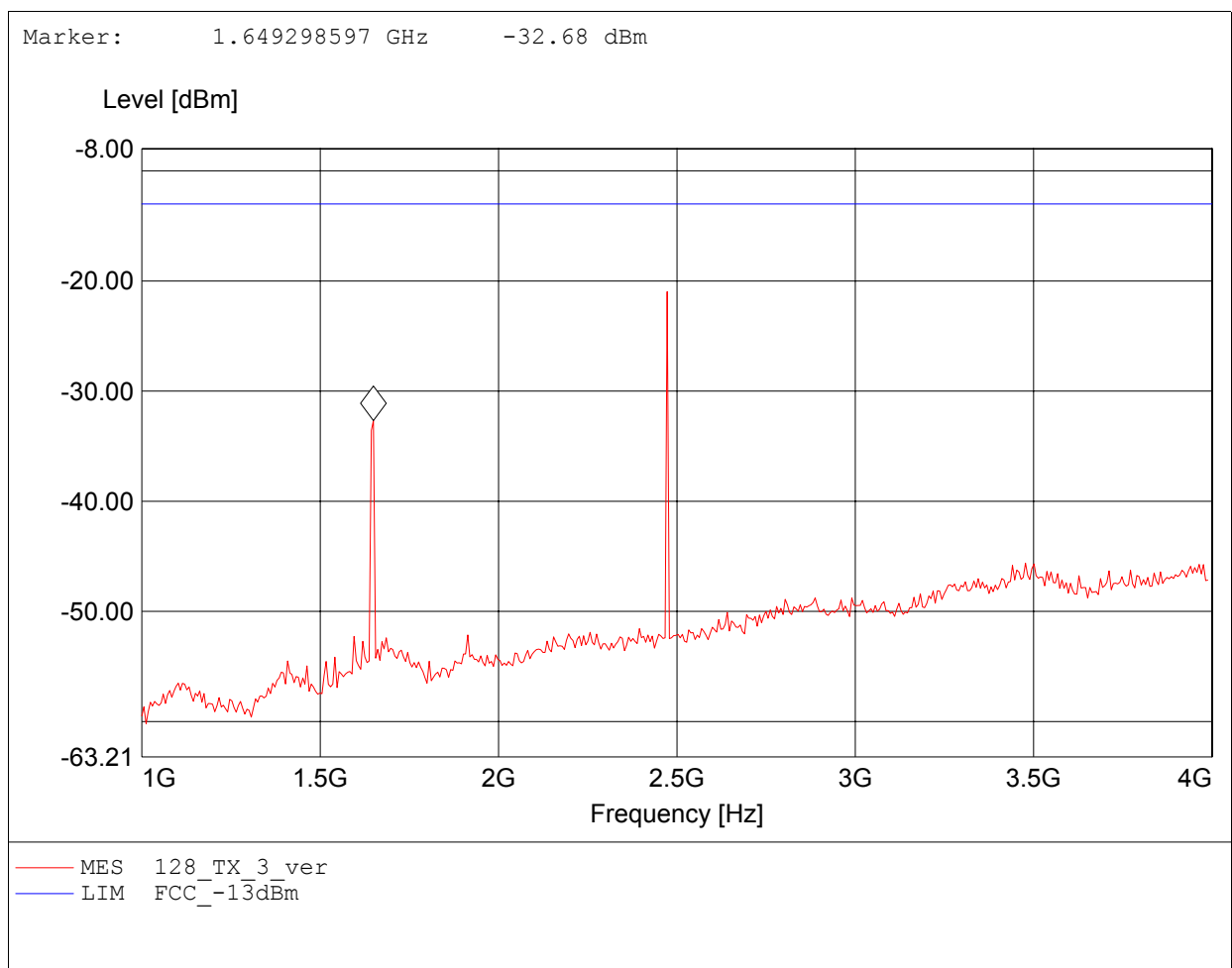
Radiated Emissions Tx
FCC RULES PART 24 SUBPART E

Approval Holder: Leica Geosystems AG
EUT / Model: Field controller
CS10 / EUT horizontal / Mode: GPRS
Test Site / Operator: Eurofins Product Service GmbH / Mr. Pudell
Test Conditions 1: Tnom: 25°C / Unom.: 7.4V battery
Test Conditions 2: Freq. / CH: 810
Comment 1: Dist.: 3m, Ant.: HL025, amplif.
Comment 2: Freq: 26.142GHz, Pmax: -37.38dBm, RBW: 1MHz



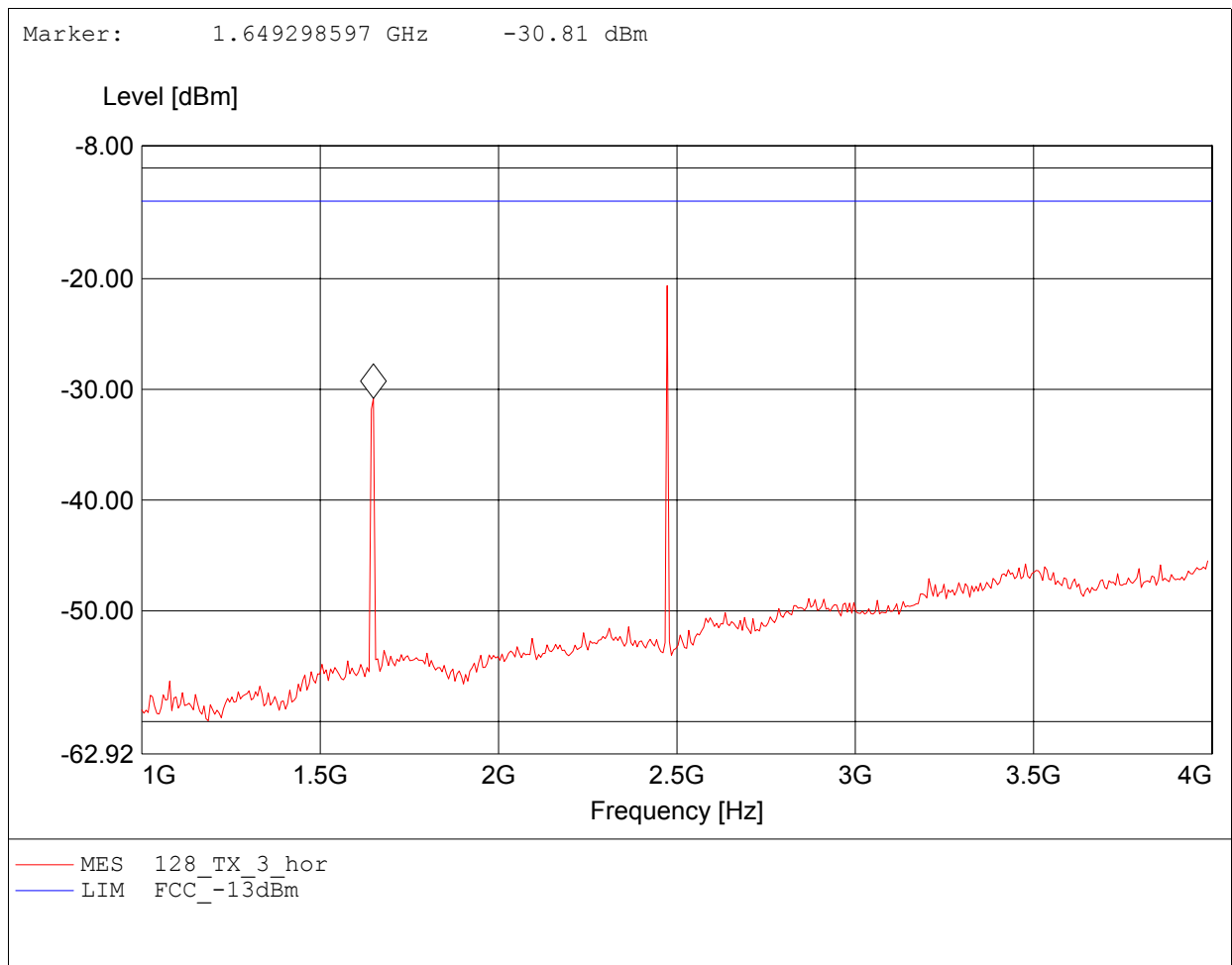
Radiated Emissions Tx
FCC RULES PART 22 SUBPART H

Approval Holder: Leica Geosystems AG
EUT / Model: Field controller
CS10 / EUT horizontal / Mode: EGPRS
Test Site / Operator: Eurofins Product Service GmbH / Mr. Pudell
Test Conditions 1: Tnom: 25°C / Unom.: 7.4V battery
Test Conditions 2: Freq. / CH: 128
Comment 1: Dist.: 3m, Ant.: HL025, ampl.+HP.
Comment 2: Freq: 2.473GHz, Pmax: -20.97dBm, RBW: 1MHz



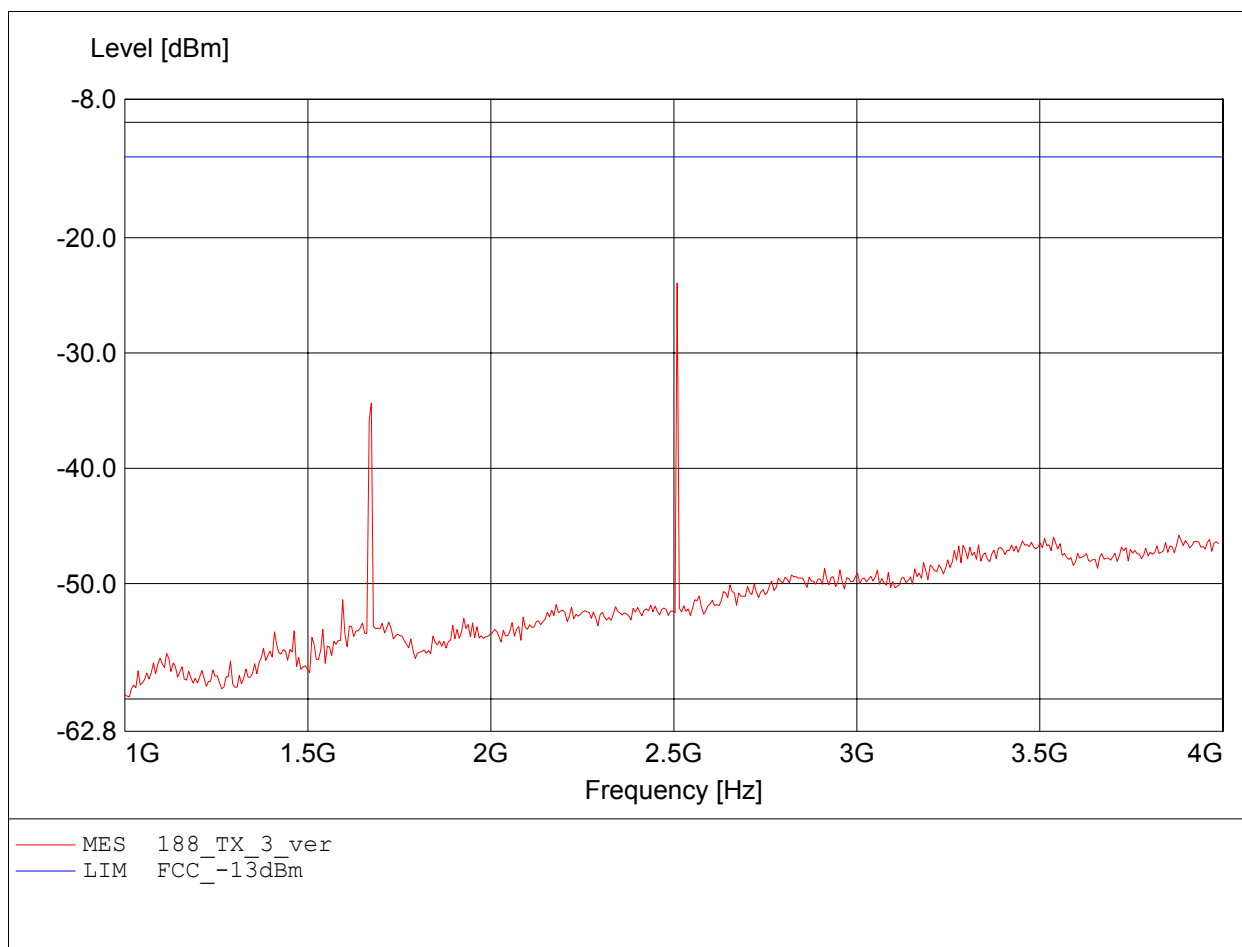
Radiated Emissions Tx
FCC RULES PART 22 SUBPART H

Approval Holder: Leica Geosystems AG
 EUT / Model: Field controller
 CS10 / EUT horizontal / Mode: EGPRS
 Test Site / Operator: Eurofins Product Service GmbH / Mr. Pudell
 Test Conditions 1: Tnom: 25°C / Unom.: 7.4V battery
 Test Conditions 2: Freq. / CH: 128
 Comment 1: Dist.: 3m, Ant.: HL025, ampl.+HP.
 Comment 2: Freq: 2.473GHz, Pmax: -20.63dBm, RBW: 1MHz



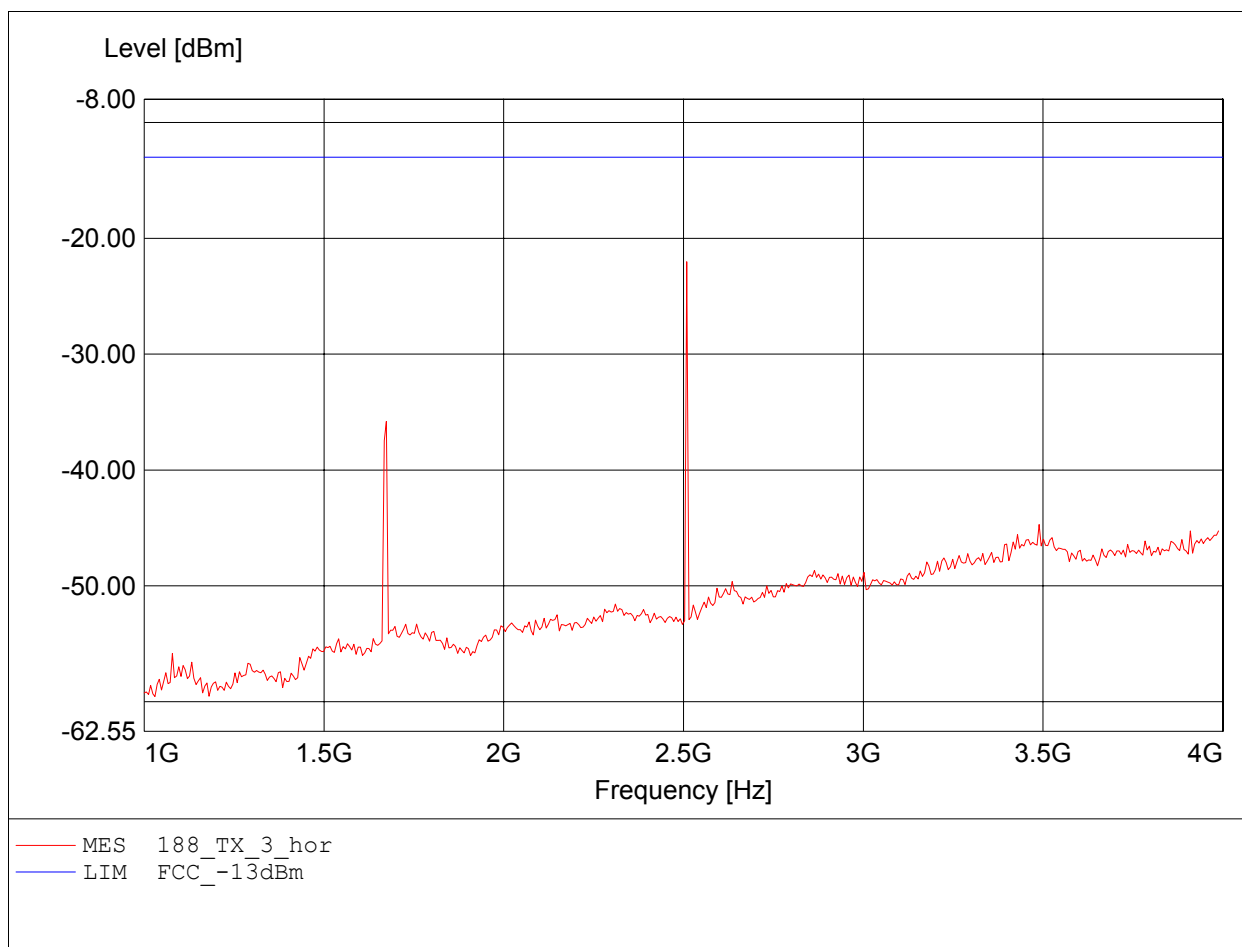
Radiated Emissions Tx
FCC RULES PART 22 SUBPART H

Approval Holder: Leica Geosystems AG
EUT / Model: Field controller
CS10 / EUT horizontal / Mode: EGPRS
Test Site / Operator: Eurofins Product Service GmbH / Mr. Pudell
Test Conditions 1: Tnom: 25°C / Unom.: 7.4V battery
Test Conditions 2: Freq. / CH: 188
Comment 1: Dist.: 3m, Ant.: HL025, ampl.+HP.
Comment 2: Freq: 2.509GHz, Pmax: -23.93dBm, RBW: 1MHz



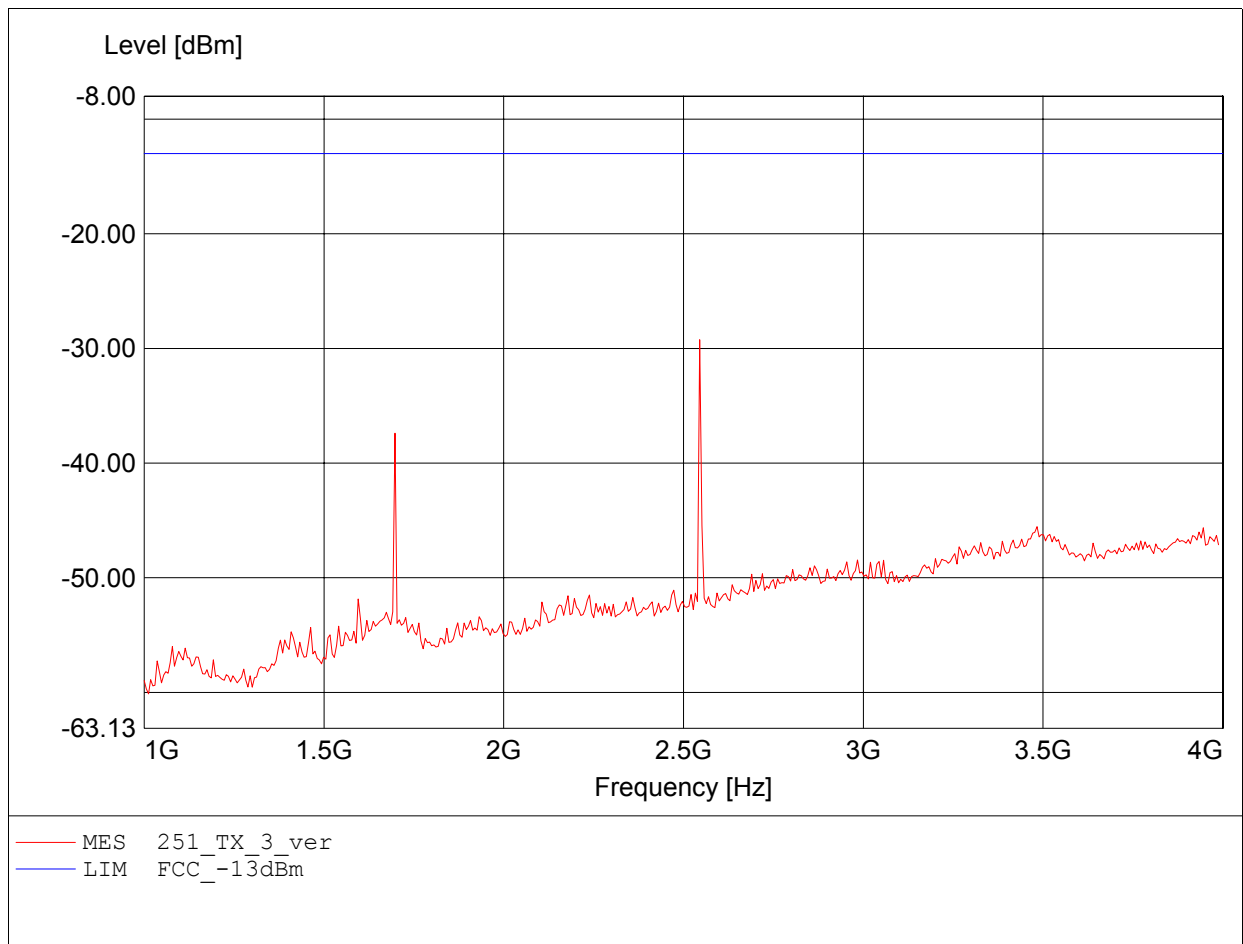
Radiated Emissions Tx
FCC RULES PART 22 SUBPART H

Approval Holder: Leica Geosystems AG
EUT / Model: Field controller
CS10 / EUT horizontal / Mode: EGPRS
Test Site / Operator: Eurofins Product Service GmbH / Mr. Pudell
Test Conditions 1: Tnom: 25°C / Unom.: 7.4V battery
Test Conditions 2: Freq. / CH: 188
Comment 1: Dist.: 3m, Ant.: HL025, ampl.+HP.
Comment 2: Freq: 2.509GHz, Pmax: -22.02dBm, RBW: 1MHz



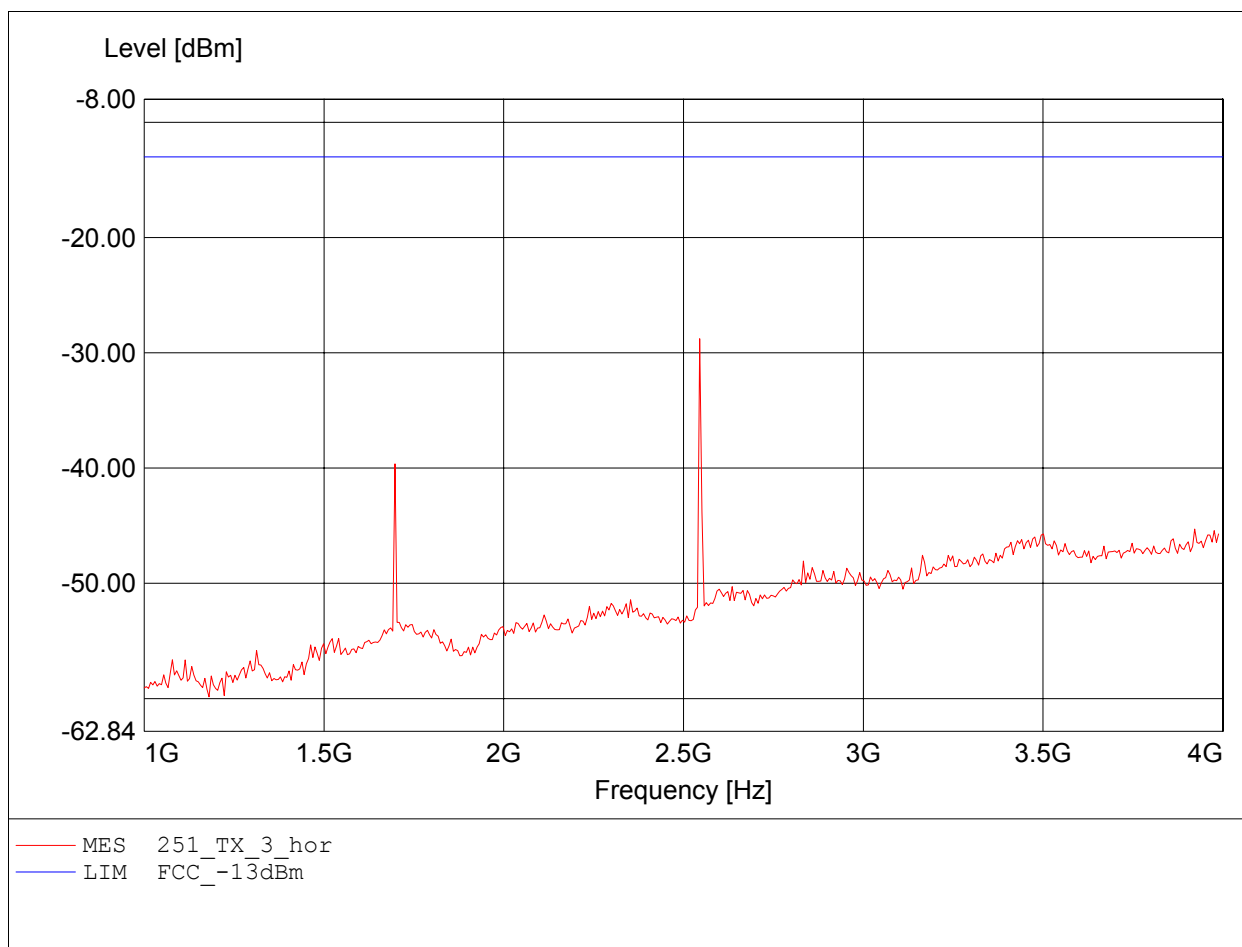
Radiated Emissions Tx
FCC RULES PART 22 SUBPART H

Approval Holder: Leica Geosystems AG
EUT / Model: Field controller
CS10 / EUT horizontal / Mode: EGPRS
Test Site / Operator: Eurofins Product Service GmbH / Mr. Pudell
Test Conditions 1: Tnom: 25°C / Unom.: 7.4V battery
Test Conditions 2: Freq. / CH: 251
Comment 1: Dist.: 3m, Ant.: HL025, ampl.+HP.
Comment 2: Freq: 2.545GHz, Pmax: -29.24dBm, RBW: 1MHz



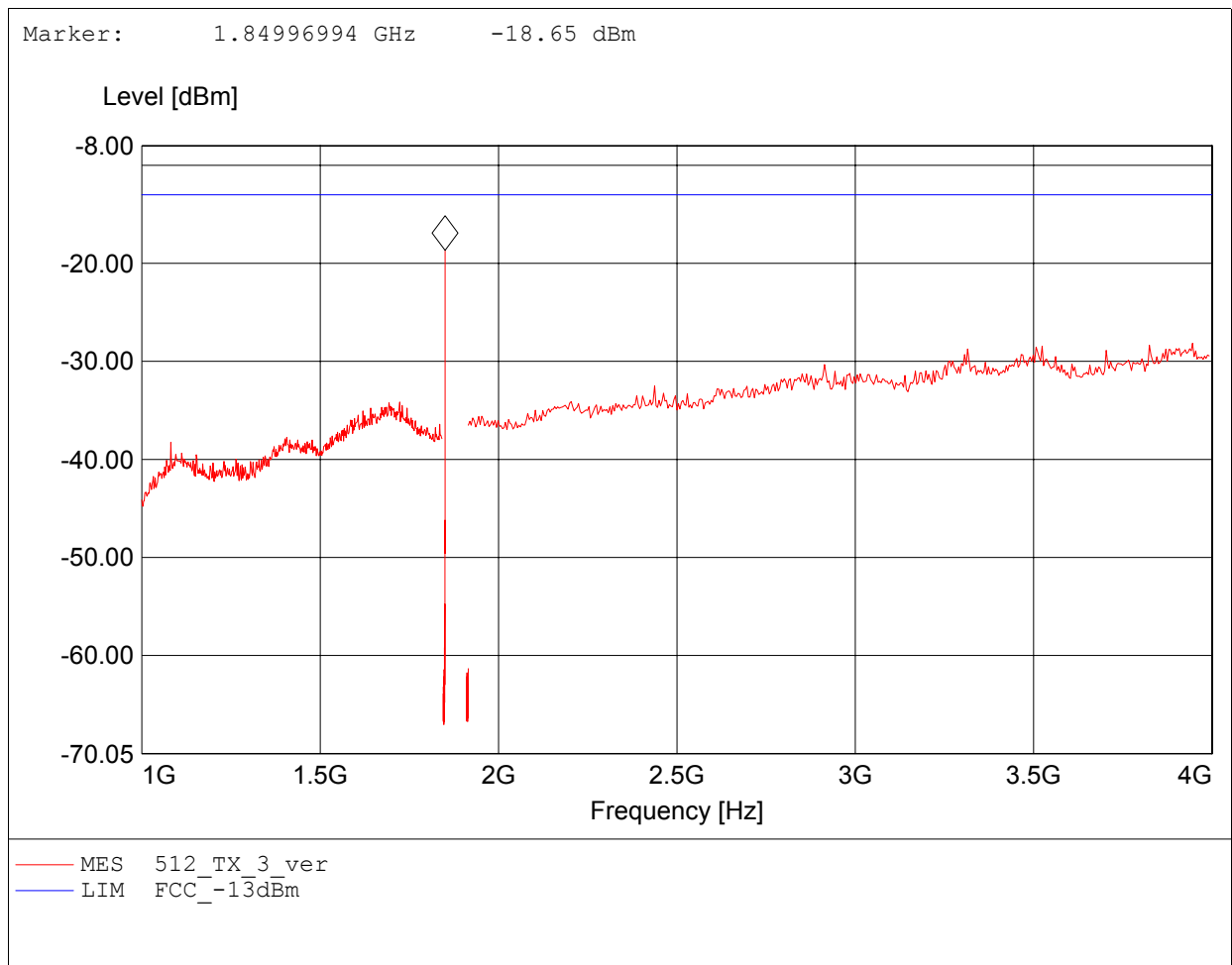
Radiated Emissions Tx
FCC RULES PART 22 SUBPART H

Approval Holder: Leica Geosystems AG
EUT / Model: Field controller
CS10 / EUT horizontal / Mode: EGPRS
Test Site / Operator: Eurofins Product Service GmbH / Mr. Pudell
Test Conditions 1: Tnom: 25°C / Unom.: 7.4V battery
Test Conditions 2: Freq. / CH: 251
Comment 1: Dist.: 3m, Ant.: HL025, ampl.+HP.
Comment 2: Freq: 2.545GHz, Pmax: -28.77dBm, RBW: 1MHz



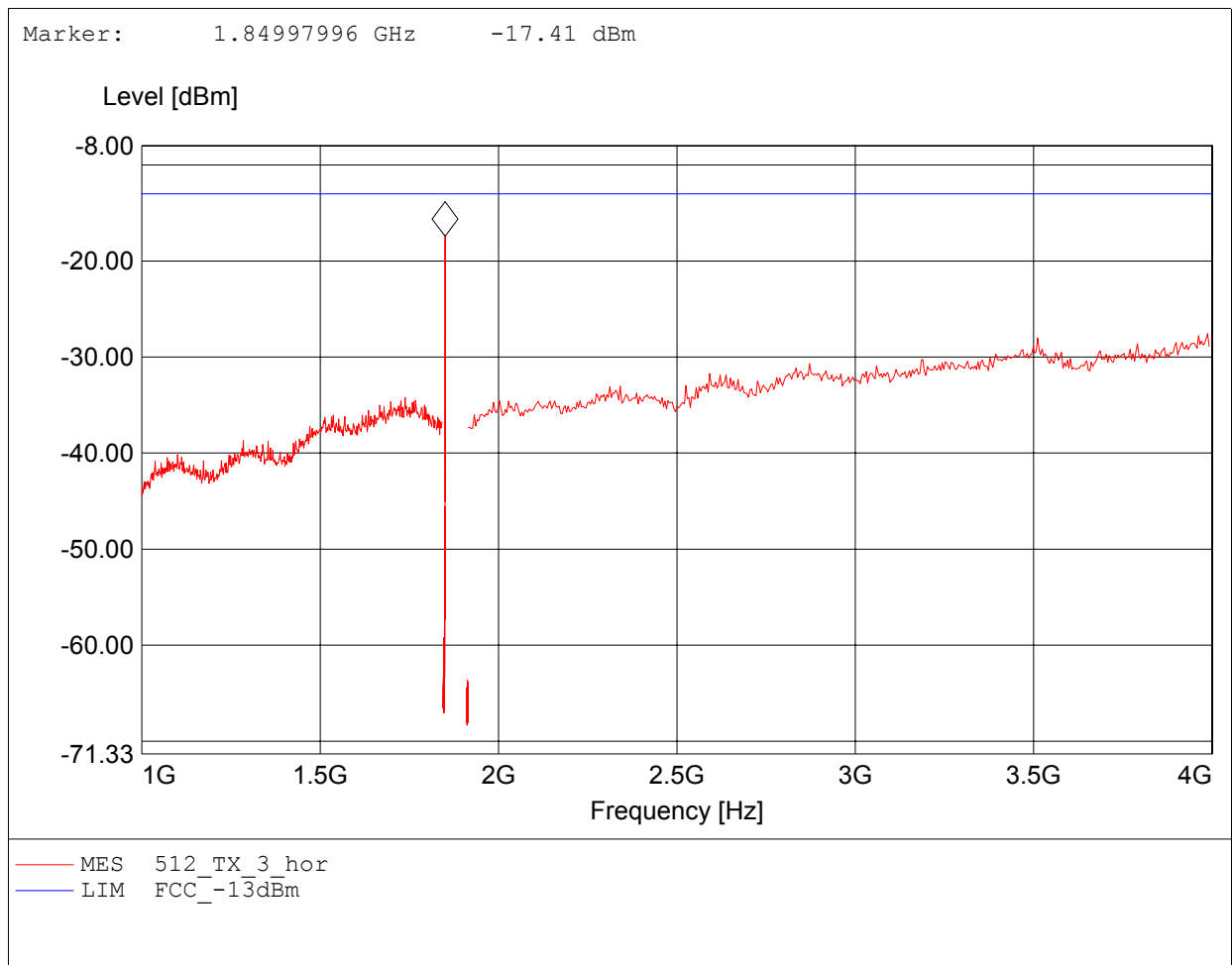
Radiated Emissions Tx
FCC RULES PART 24 SUBPART E

Approval Holder: Leica Geosystems AG
EUT / Model: Field controller
CS10 / EUT horizontal / Mode: EGPRS
Test Site / Operator: Eurofins Product Service GmbH / Mr. Pudell
Test Conditions 1: Tnom: 25°C / Unom.: 7.4V battery
Test Conditions 2: Freq. / CH: 512
Comment 1: Dist.: 3m, Ant.: HL025
Comment 2: Freq: 1.850GHz, Pmax: -18.65dBm, RBW: 1MHz/3kHz



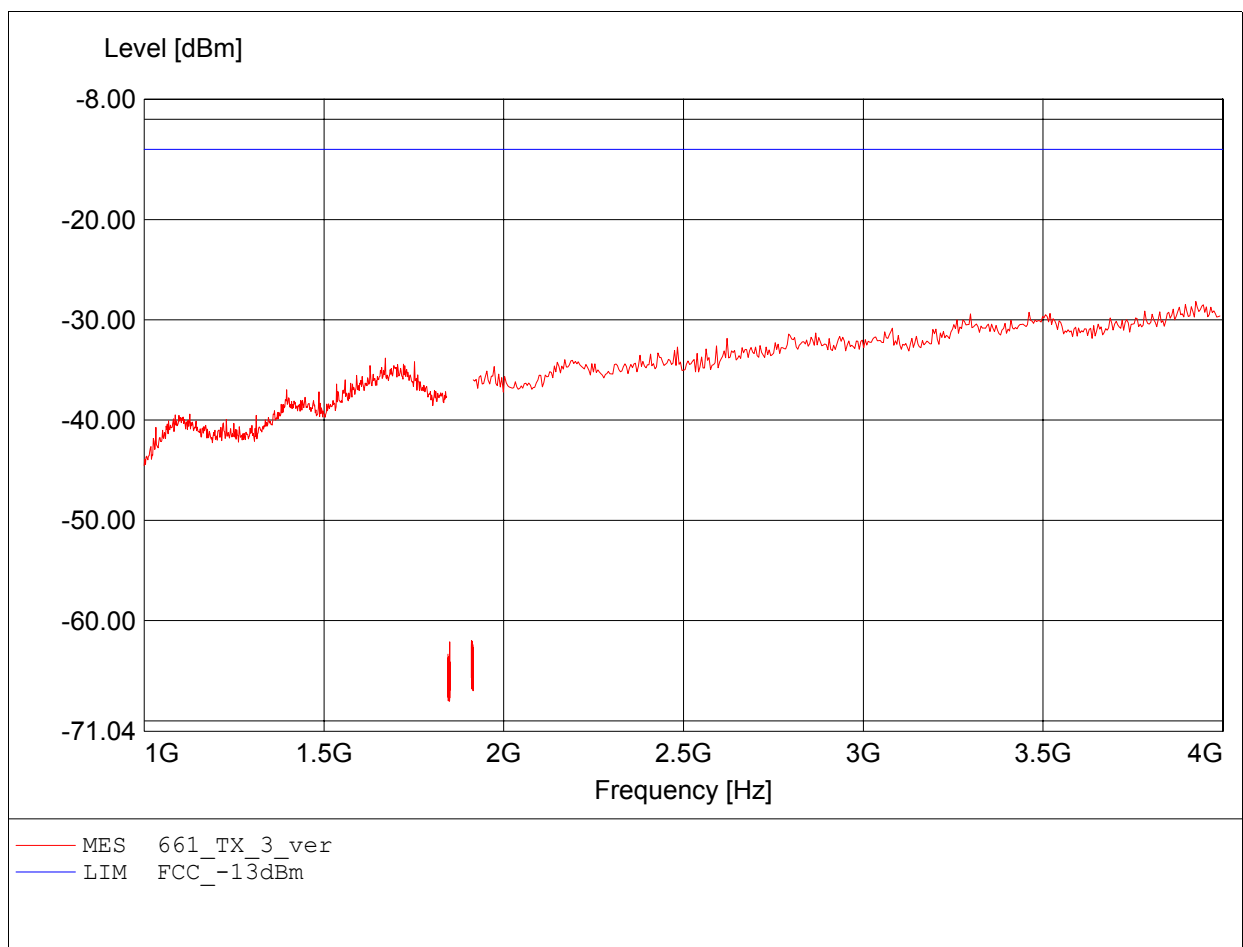
Radiated Emissions Tx
FCC RULES PART 24 SUBPART E

Approval Holder: Leica Geosystems AG
EUT / Model: Field controller
CS10 / EUT horizontal / Mode: EGPRS
Test Site / Operator: Eurofins Product Service GmbH / Mr. Pudell
Test Conditions 1: Tnom: 25°C / Unom.: 7.4V battery
Test Conditions 2: Freq. / CH: 512
Comment 1: Dist.: 3m, Ant.: HL025
Comment 2: Freq: 1.850GHz, Pmax: -17.41dBm, RBW: 1MHz/3kHz



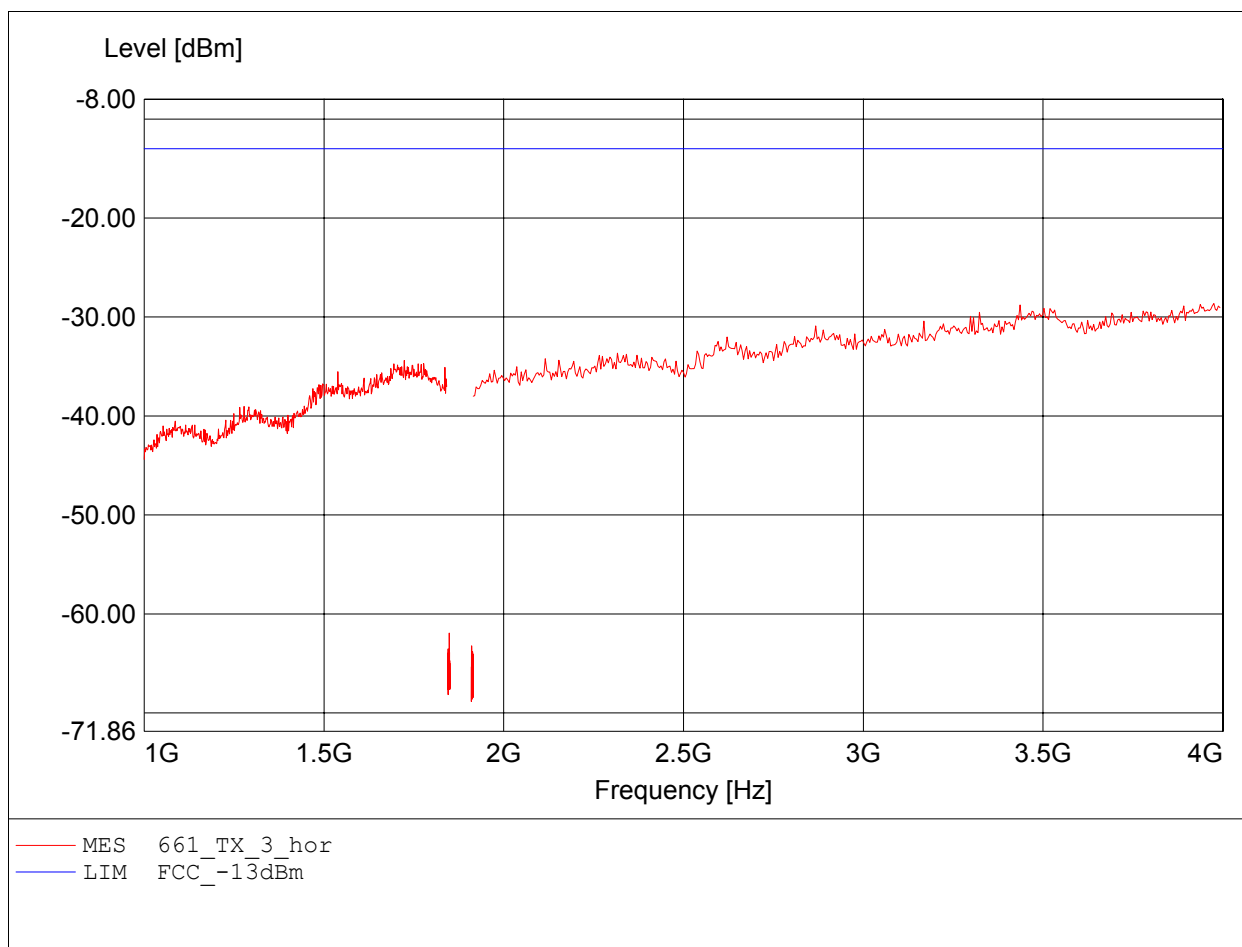
Radiated Emissions Tx
FCC RULES PART 24 SUBPART E

Approval Holder: Leica Geosystems AG
EUT / Model: Field controller
CS10 / EUT horizontal / Mode: EGPRS
Test Site / Operator: Eurofins Product Service GmbH / Mr. Pudell
Test Conditions 1: Tnom: 25°C / Unom.: 7.4V battery
Test Conditions 2: Freq. / CH: 661
Comment 1: Dist.: 3m, Ant.: HL025
Comment 2: Freq: 3.925GHz, Pmax: -28.16dBm, RBW: 1MHz/3kHz



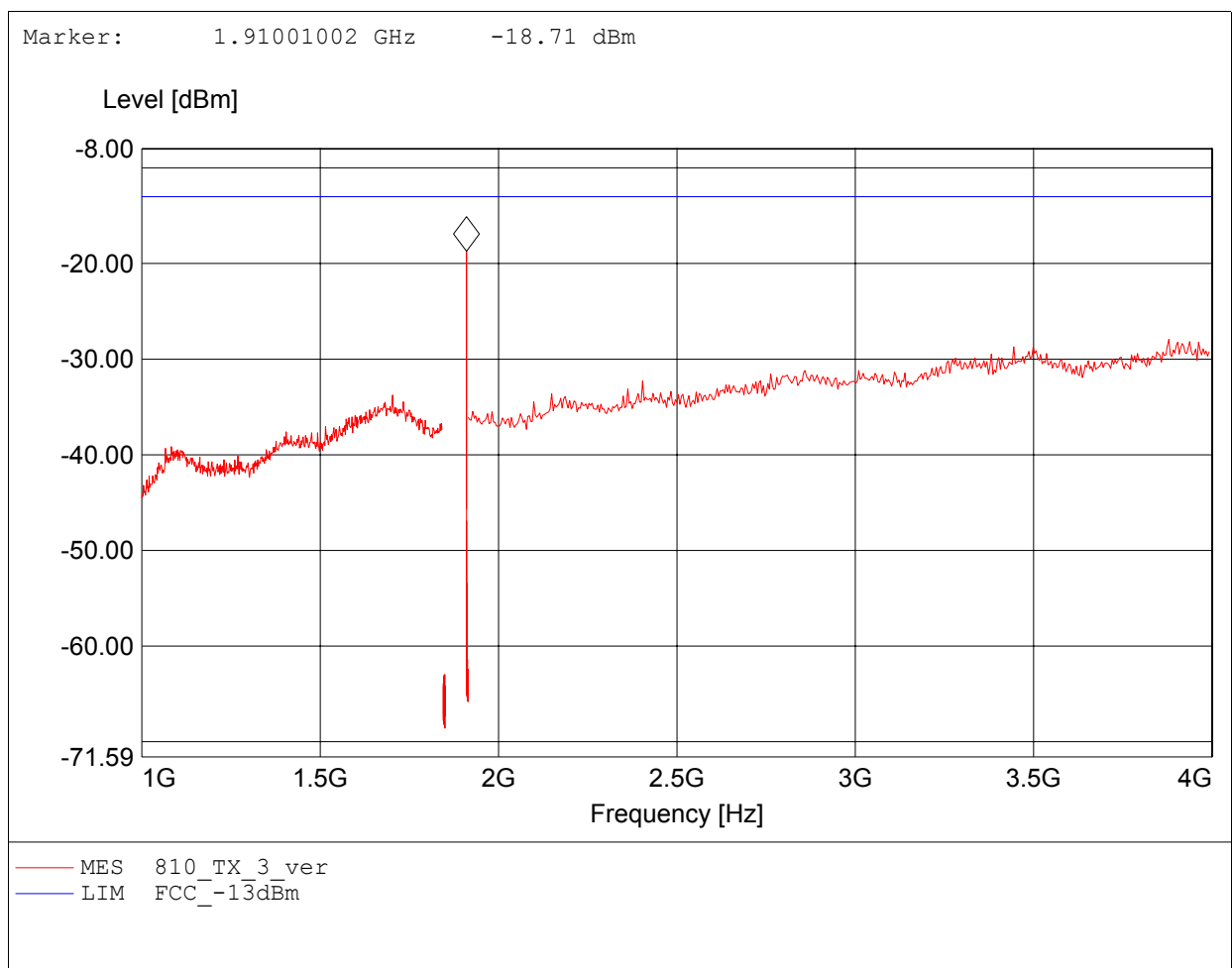
Radiated Emissions Tx
FCC RULES PART 24 SUBPART E

Approval Holder: Leica Geosystems AG
EUT / Model: Field controller
CS10 / EUT horizontal / Mode: EGPRS
Test Site / Operator: Eurofins Product Service GmbH / Mr. Pudell
Test Conditions 1: Tnom: 25°C / Unom.: 7.4V battery
Test Conditions 2: Freq. / CH: 661
Comment 1: Dist.: 3m, Ant.: HL025
Comment 2: Freq: 3.975GHz, Pmax: -28.63dBm, RBW: 1MHz/3kHz



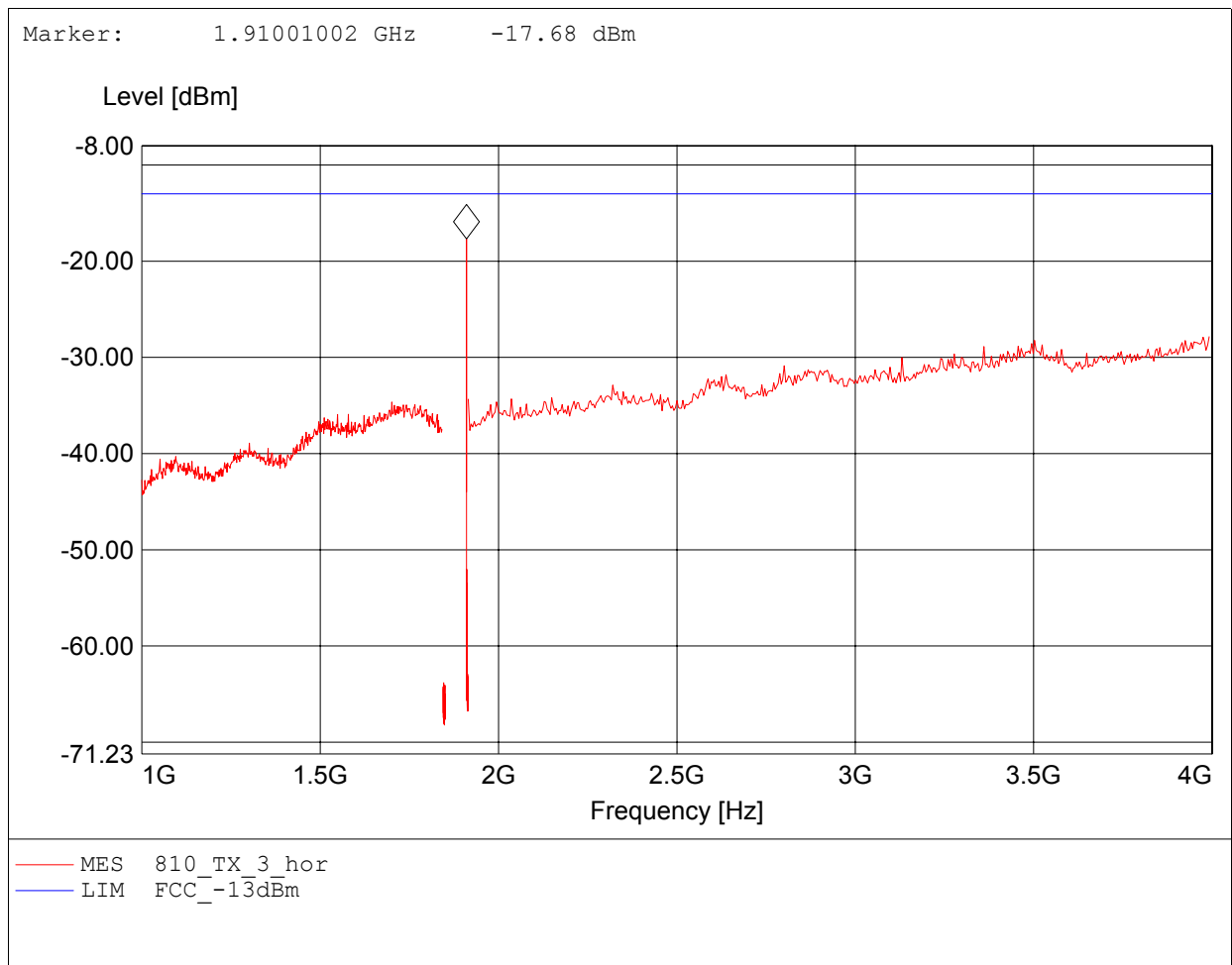
Radiated Emissions Tx
FCC RULES PART 24 SUBPART E

Approval Holder: Leica Geosystems AG
EUT / Model: Field controller
CS10 / EUT horizontal / Mode: EGPRS
Test Site / Operator: Eurofins Product Service GmbH / Mr. Pudell
Test Conditions 1: Tnom: 25°C / Unom.: 7.4V battery
Test Conditions 2: Freq. / CH: 810
Comment 1: Dist.: 3m, Ant.: HL025
Comment 2: Freq: 1.910GHz, Pmax: -18.71dBm, RBW: 1MHz/3kHz



Radiated Emissions Tx
FCC RULES PART 24 SUBPART E

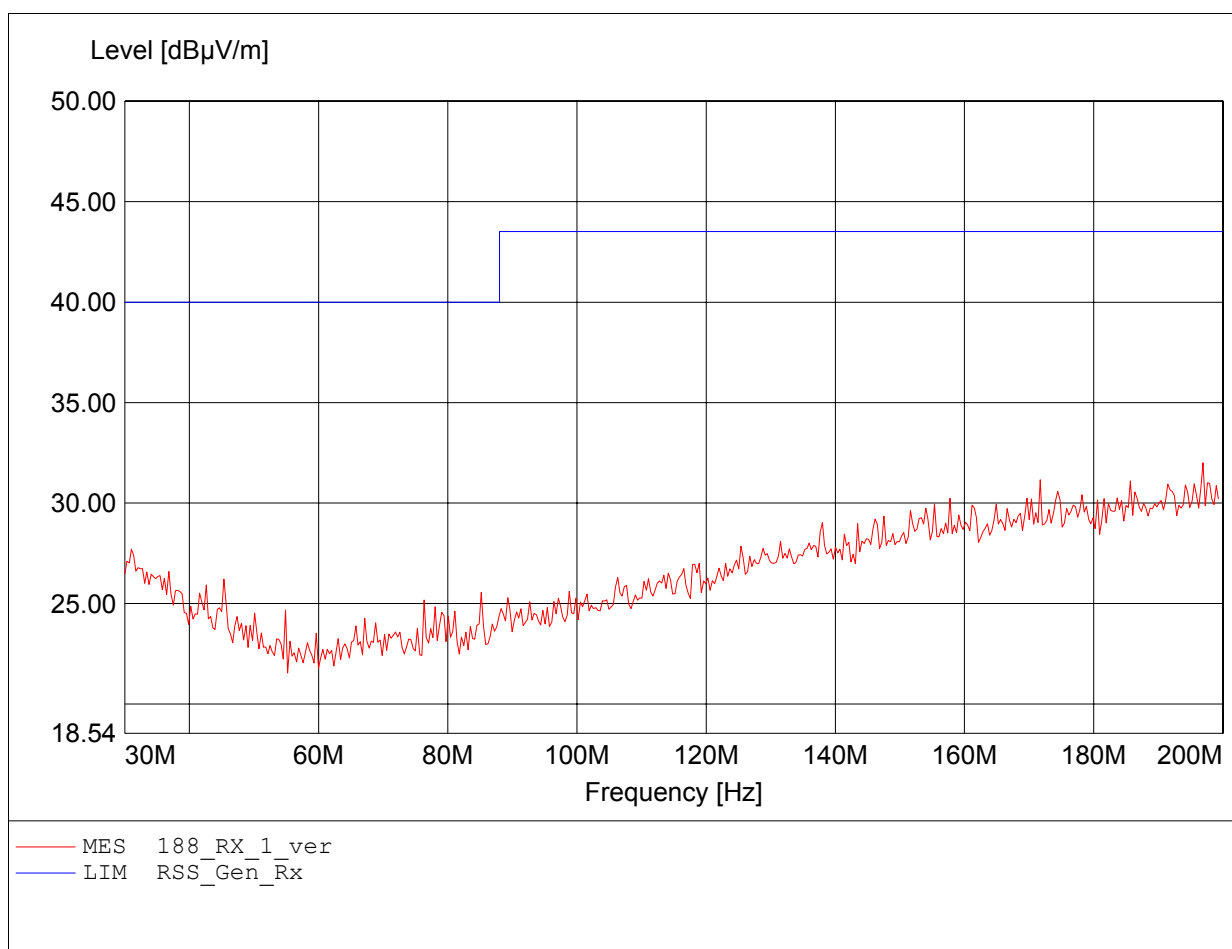
Approval Holder: Leica Geosystems AG
EUT / Model: Field controller
CS10 / EUT horizontal / Mode: EGPRS
Test Site / Operator: Eurofins Product Service GmbH / Mr. Pudell
Test Conditions 1: Tnom: 25°C / Unom.: 7.4V battery
Test Conditions 2: Freq. / CH: 810
Comment 1: Dist.: 3m, Ant.: HL025
Comment 2: Freq: 1.910GHz, Pmax: -17.68dBm, RBW: 1MHz/3kHz



Annex D Receiver spurious emission radiated

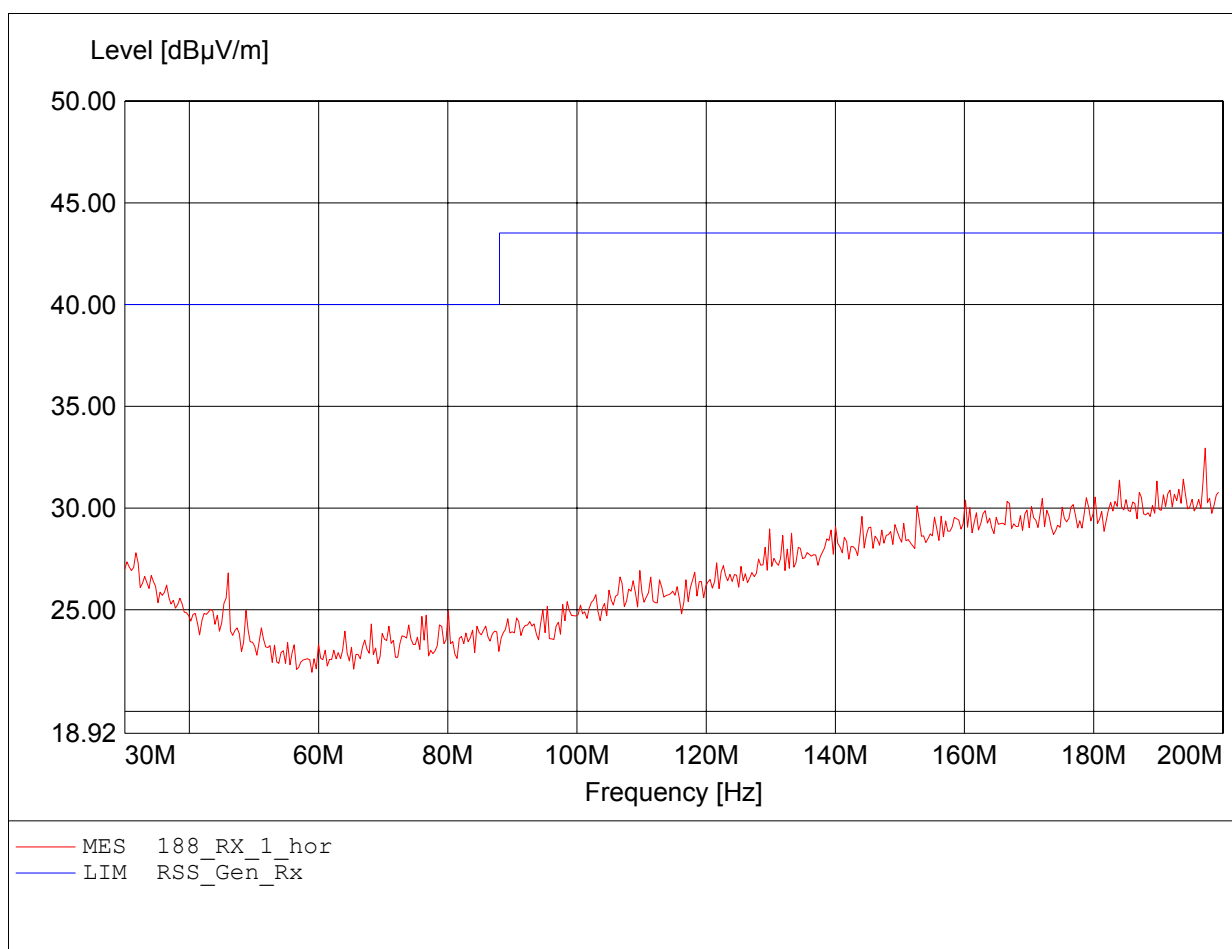
**Field Strength under normal conditions
Standards Industry Canada, RSS-GEN**

Approval Holder: Leica Geosystems AG
EUT / Model: Field controller
CS10 / EUT horizontal / Mode: GSM850 Idle
Test Site / Operator: Eurofins Product Service GmbH / Mr. Pudell
Test Conditions 1: Tnom: 25°C / Unom.: 7.4V battery
Test Conditions 2: Freq. / CH: 188
Comment 1: Dist.: 3m, Ant.: HK 116
Comment 2: Freq:196.934MHz Emax:32.00dBµV/m RBW: 100 kHz



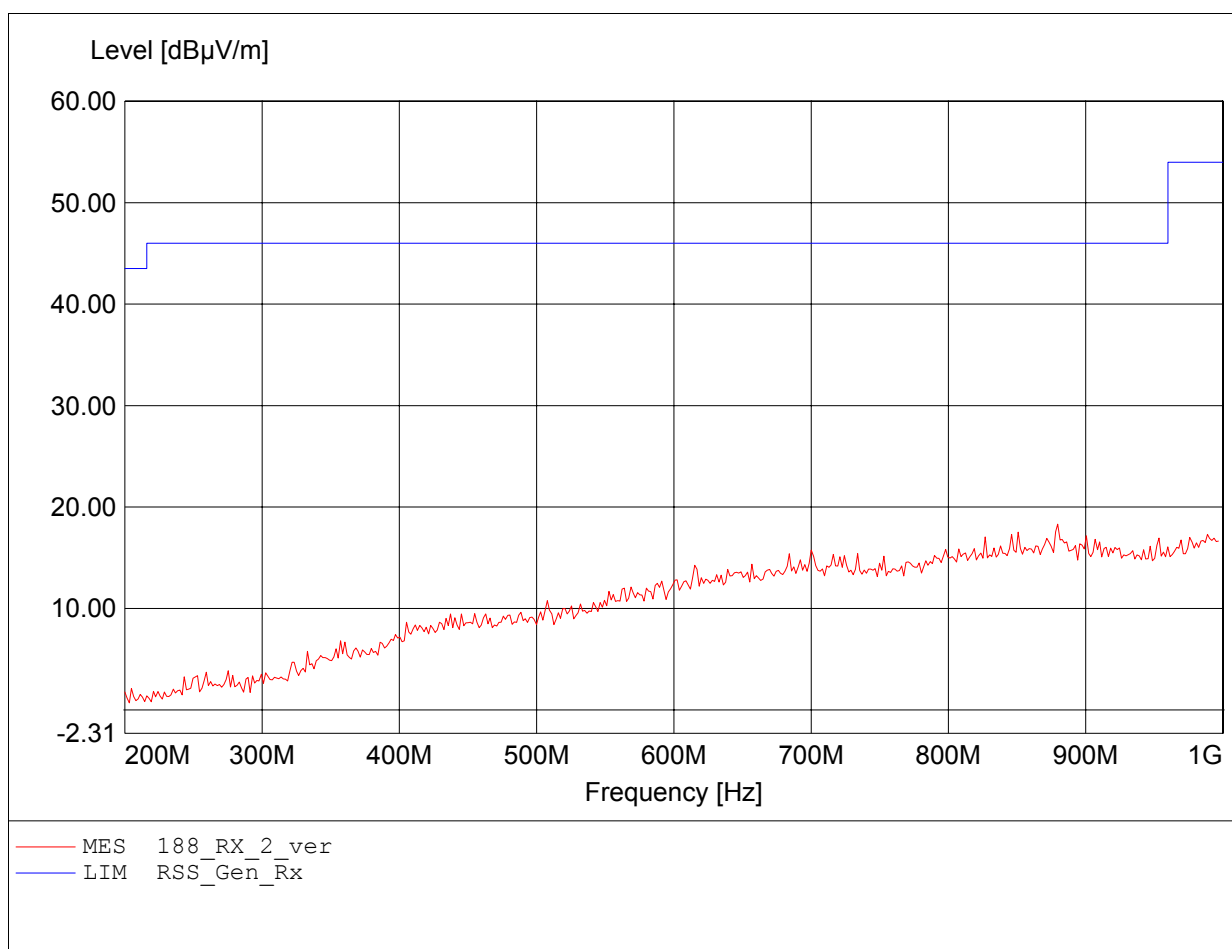
**Field Strength under normal conditions
Standards Industry Canada, RSS-GEN**

Approval Holder: Leica Geosystems AG
 EUT / Model: Field controller
 CS10 / EUT horizontal / Mode: GSM850 Idle
 Test Site / Operator: Eurofins Product Service GmbH / Mr. Pudell
 Test Conditions 1: Tnom: 25°C / Unom.: 7.4V battery
 Test Conditions 2: Freq. / CH: 188
 Comment 1: Dist.: 3m, Ant.: HK 116
 Comment 2: Freq:197.275MHz Emax:32.95dBµV/m RBW: 100 kHz



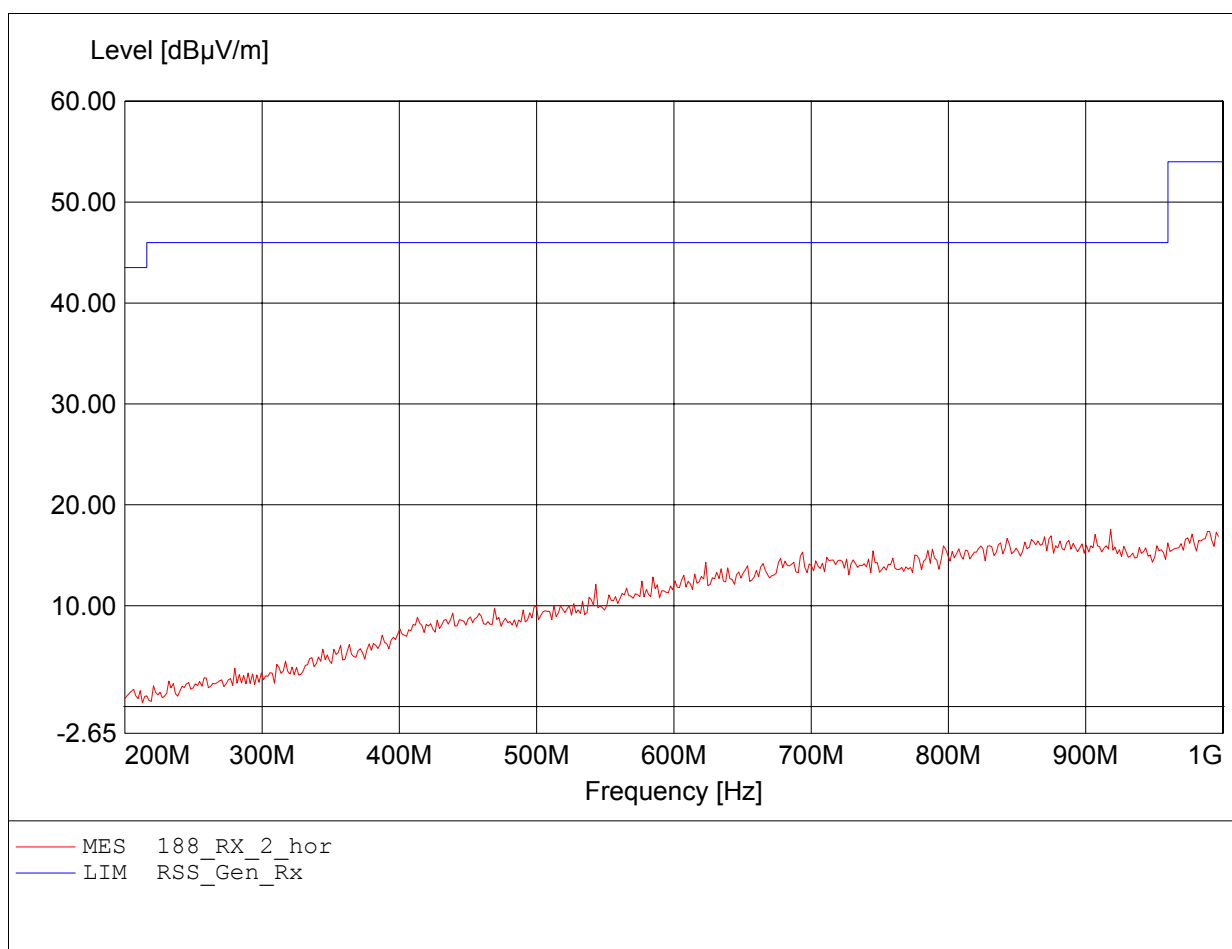
**Field Strength under normal conditions
Standards Industry Canada, RSS-GEN**

Approval Holder: Leica Geosystems AG
EUT / Model: Field controller
CS10 / EUT horizontal / Mode: GSM850 Idle
Test Site / Operator: Eurofins Product Service GmbH / Mr. Pudell
Test Conditions 1: Tnom: 25°C / Unom.: 7.4V battery
Test Conditions 2: Freq. / CH: 188
Comment 1: Dist.: 3m, Ant.: HL 223, ampl.
Comment 2: Freq:879.760MHz Emax:18.31dBµV/m RBW: 100 kHz



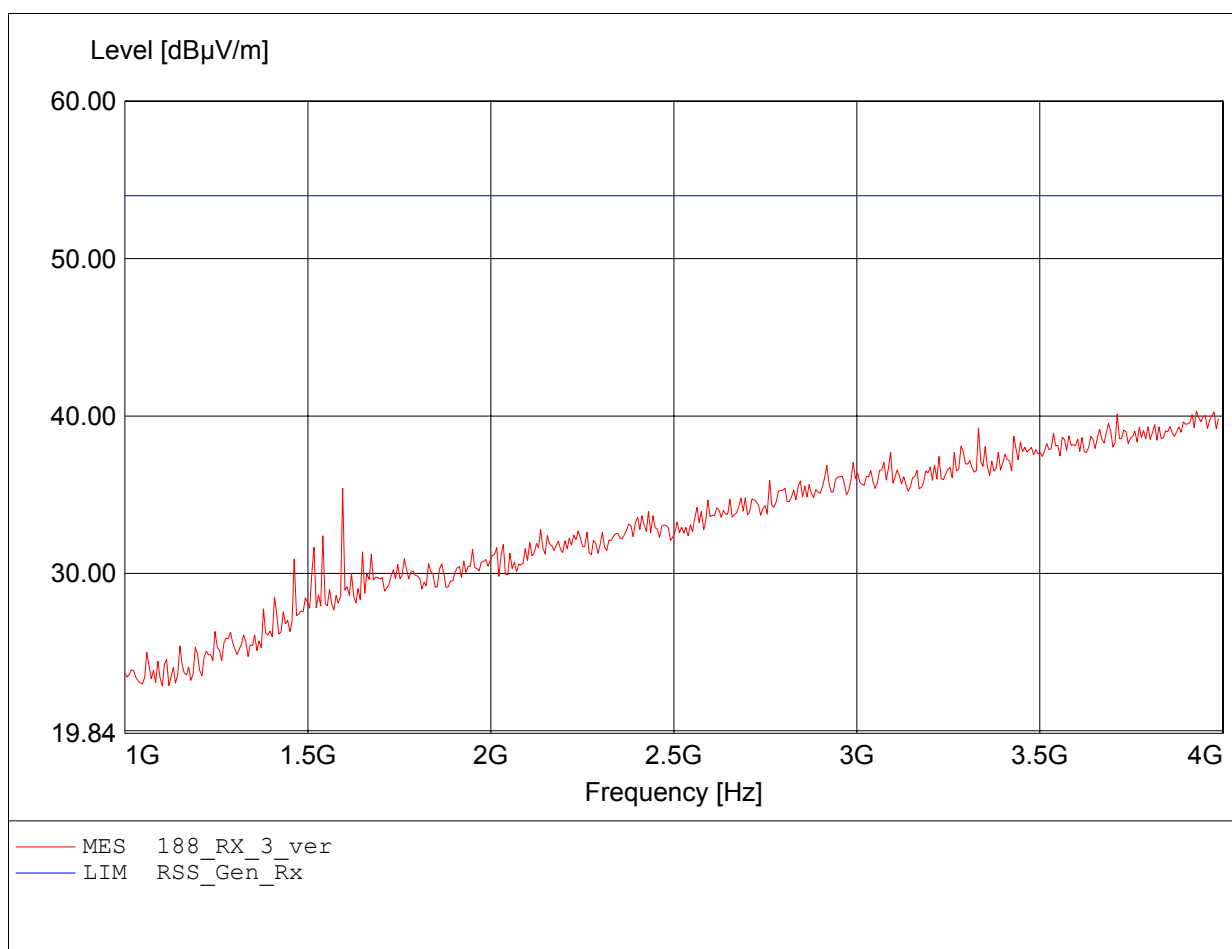
**Field Strength under normal conditions
Standards Industry Canada, RSS-GEN**

Approval Holder: Leica Geosystems AG
EUT / Model: Field controller
CS10 / EUT horizontal / Mode: GSM850 Idle
Test Site / Operator: Eurofins Product Service GmbH / Mr. Pudell
Test Conditions 1: Tnom: 25°C / Unom.: 7.4V battery
Test Conditions 2: Freq. / CH: 188
Comment 1: Dist.: 3m, Ant.: HL 223, ampl.
Comment 2: Freq:918.236MHz Emax:17.57dBµV/m RBW: 100 kHz



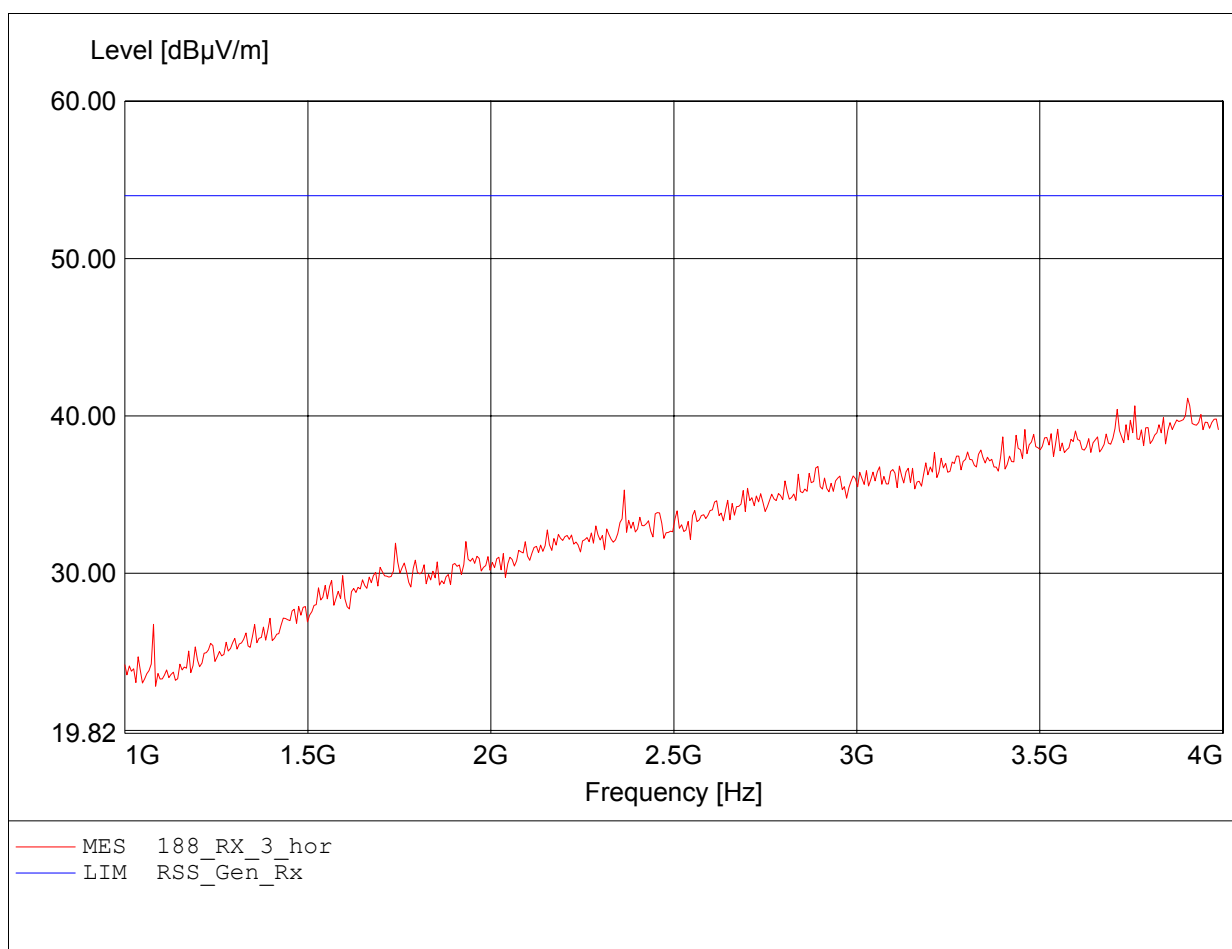
Field Strength under normal conditions
Standards Industry Canada, RSS-GEN

Approval Holder: Leica Geosystems AG
EUT / Model: Field controller
CS10 / EUT horizontal / Mode: GSM850 Idle
Test Site / Operator: Eurofins Product Service GmbH / Mr. Pudell
Test Conditions 1: Tnom: 25°C / Unom.: 7.4V battery
Test Conditions 2: Freq. / CH: 188
Comment 1: Dist.: 3m, Ant.: HL025, ampl.
Comment 2: Freq:3.928GHz Emax:40.33dBµV/m RBW: 1 MHz



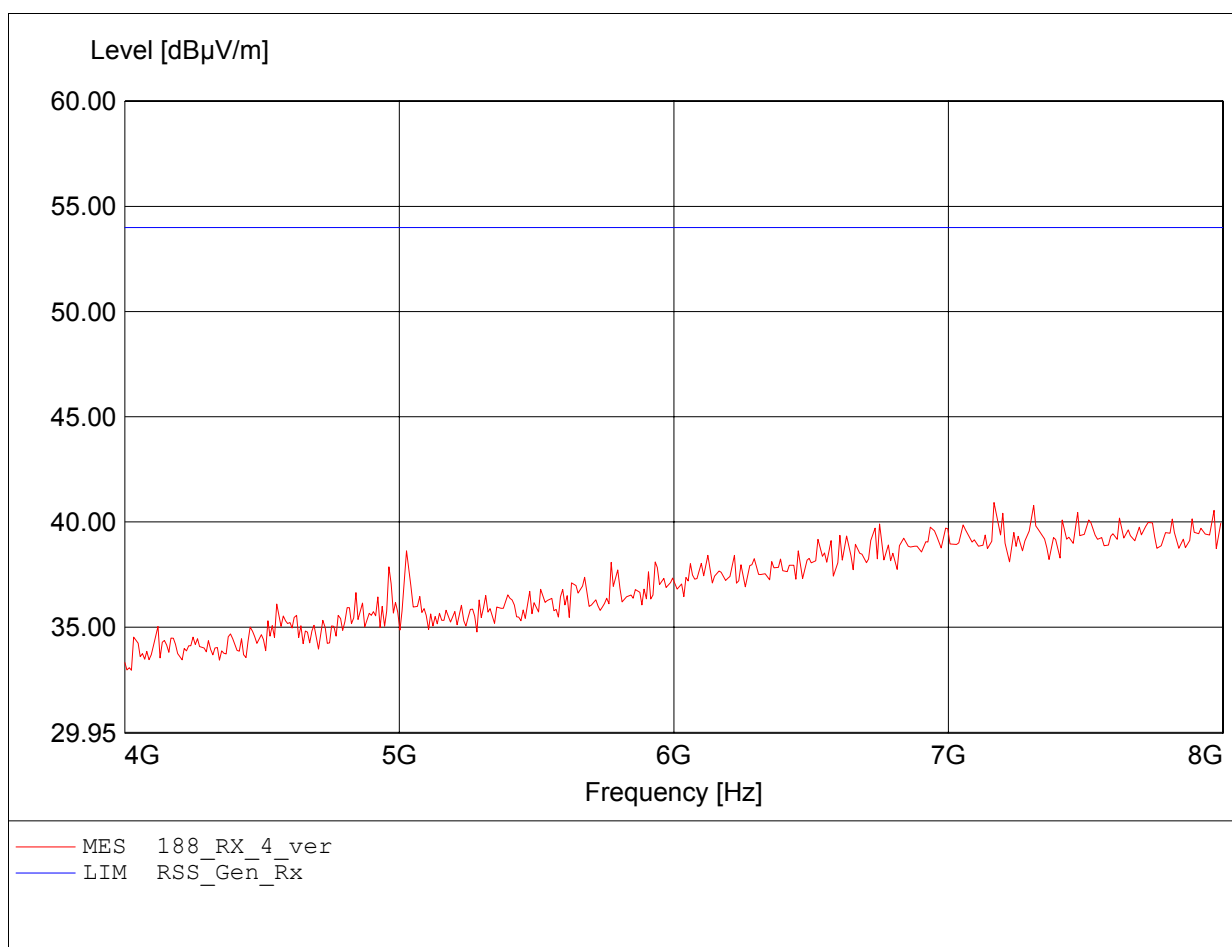
Field Strength under normal conditions
Standards Industry Canada, RSS-GEN

Approval Holder: Leica Geosystems AG
EUT / Model: Field controller
CS10 / EUT horizontal / Mode: GSM850 Idle
Test Site / Operator: Eurofins Product Service GmbH / Mr. Pudell
Test Conditions 1: Tnom: 25°C / Unom.: 7.4V battery
Test Conditions 2: Freq. / CH: 188
Comment 1: Dist.: 3m, Ant.: HL025, ampl.
Comment 2: Freq:3.904GHz Emax:41.13dBµV/m RBW: 1 MHz



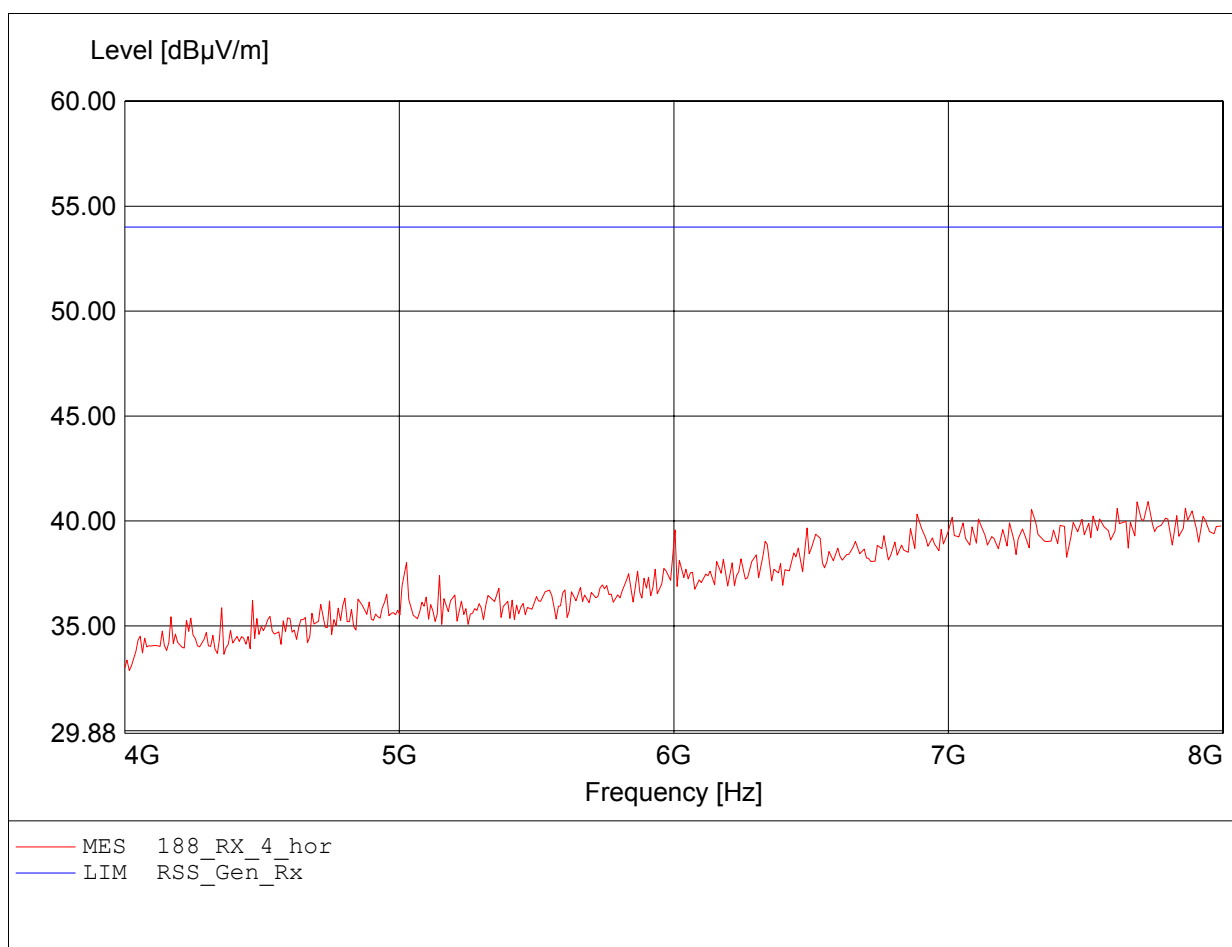
**Field Strength under normal conditions
Standards Industry Canada, RSS-GEN**

Approval Holder: Leica Geosystems AG
EUT / Model: Field controller
CS10 / EUT horizontal / Mode: GSM850 Idle
Test Site / Operator: Eurofins Product Service GmbH / Mr. Pudell
Test Conditions 1: Tnom: 25°C / Unom.: 7.4V battery
Test Conditions 2: Freq. / CH: 188
Comment 1: Dist.: 3m, Ant.: HL025, ampl.
Comment 2: Freq:7.166GHz Emax:40.92dBµV/m RBW: 1 MHz



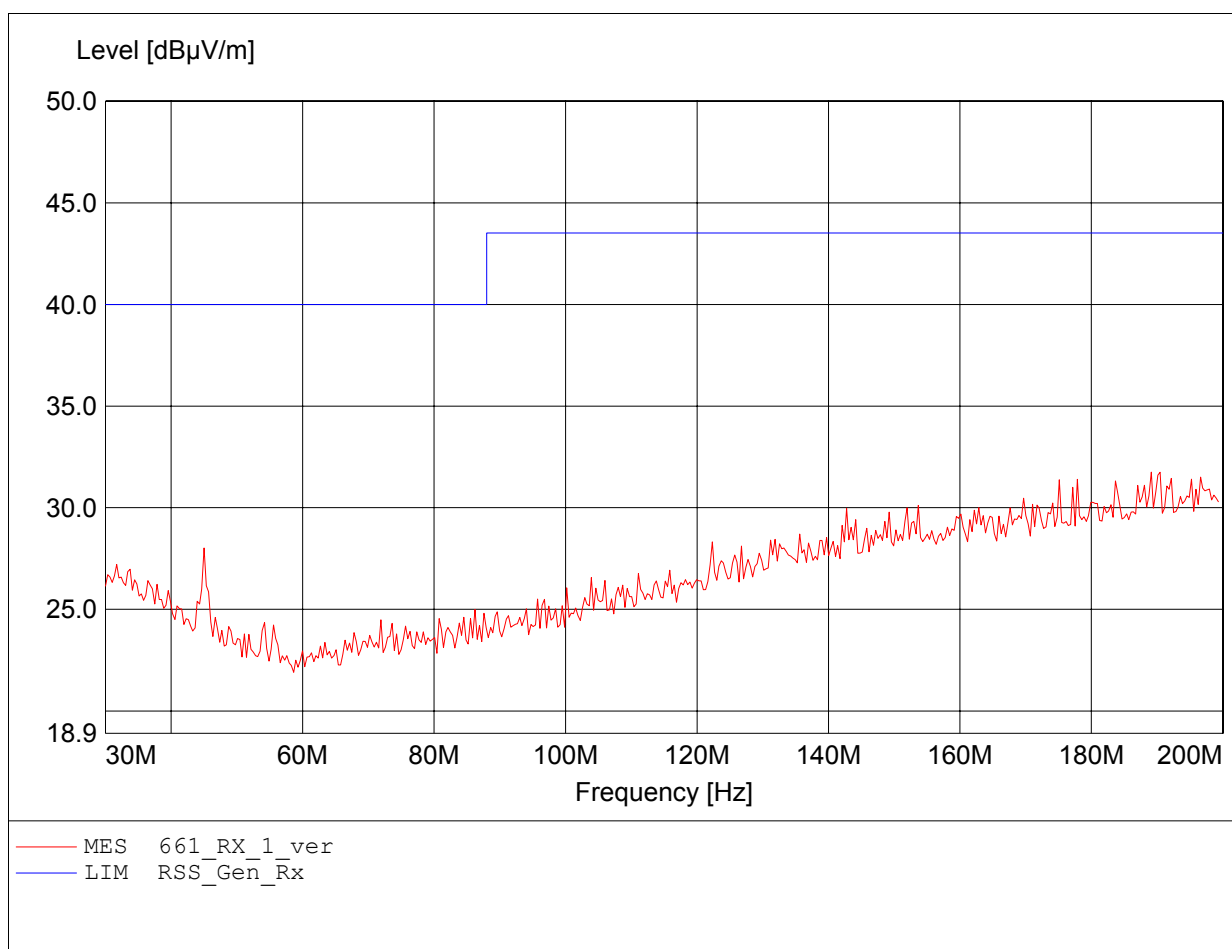
Field Strength under normal conditions
Standards Industry Canada, RSS-GEN

Approval Holder: Leica Geosystems AG
EUT / Model: Field controller
CS10 / EUT horizontal / Mode: GSM850 Idle
Test Site / Operator: Eurofins Product Service GmbH / Mr. Pudell
Test Conditions 1: Tnom: 25°C / Unom.: 7.4V battery
Test Conditions 2: Freq. / CH: 188
Comment 1: Dist.: 3m, Ant.: HL025, ampl.
Comment 2: Freq:7.727GHz Emax:40.92dBµV/m RBW: 1 MHz



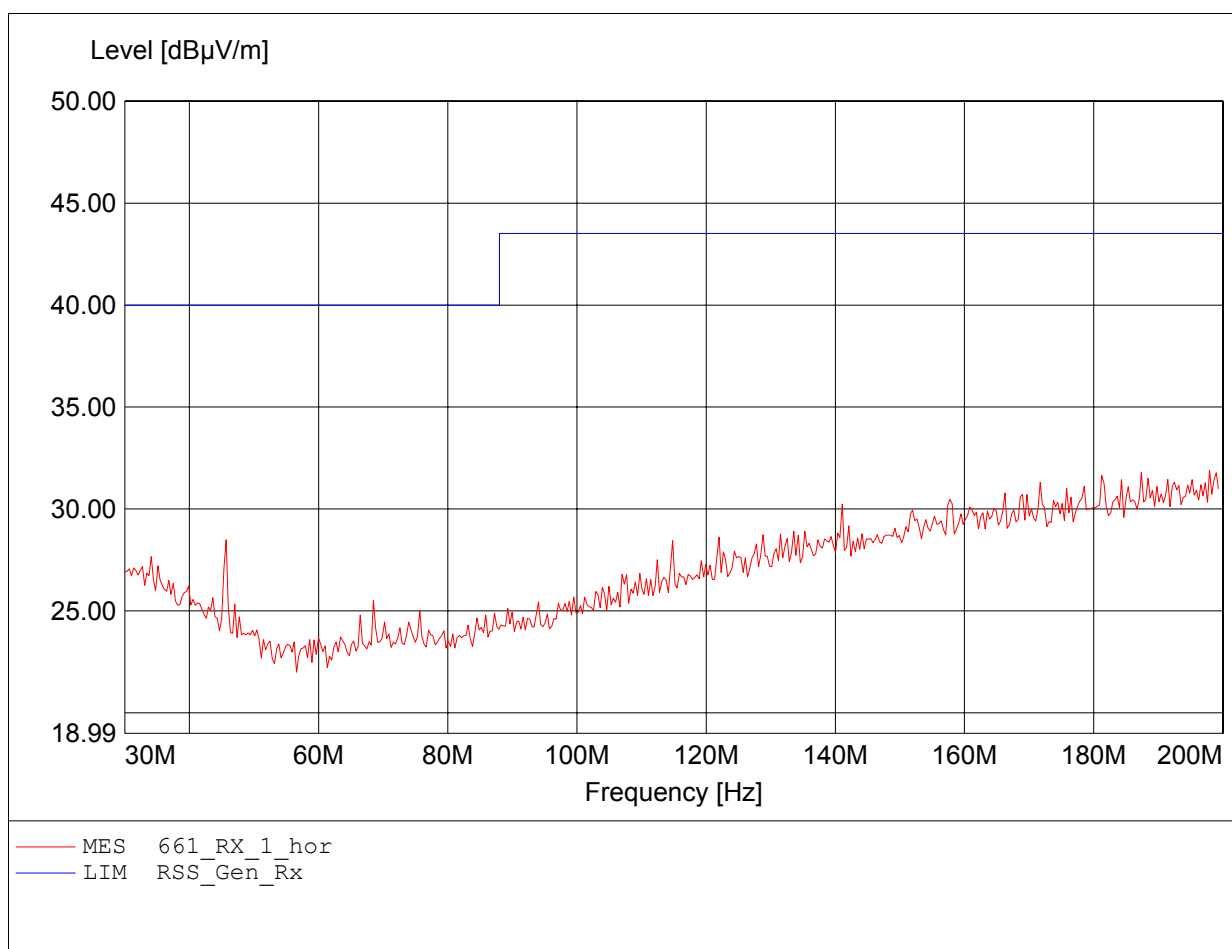
**Field Strength under normal conditions
Standards Industry Canada, RSS-GEN**

Approval Holder: Leica Geosystems AG
EUT / Model: Field controller
CS10 / EUT horizontal / Mode: GSM1900 Idle
Test Site / Operator: Eurofins Product Service GmbH / Mr. Pudell
Test Conditions 1: Tnom: 25°C / Unom.: 7.4V battery
Test Conditions 2: Freq. / CH: 661
Comment 1: Dist.: 3m, Ant.: HK 116
Comment 2: Freq:189.098MHz Emax:31.75dBµV/m RBW: 100 kHz



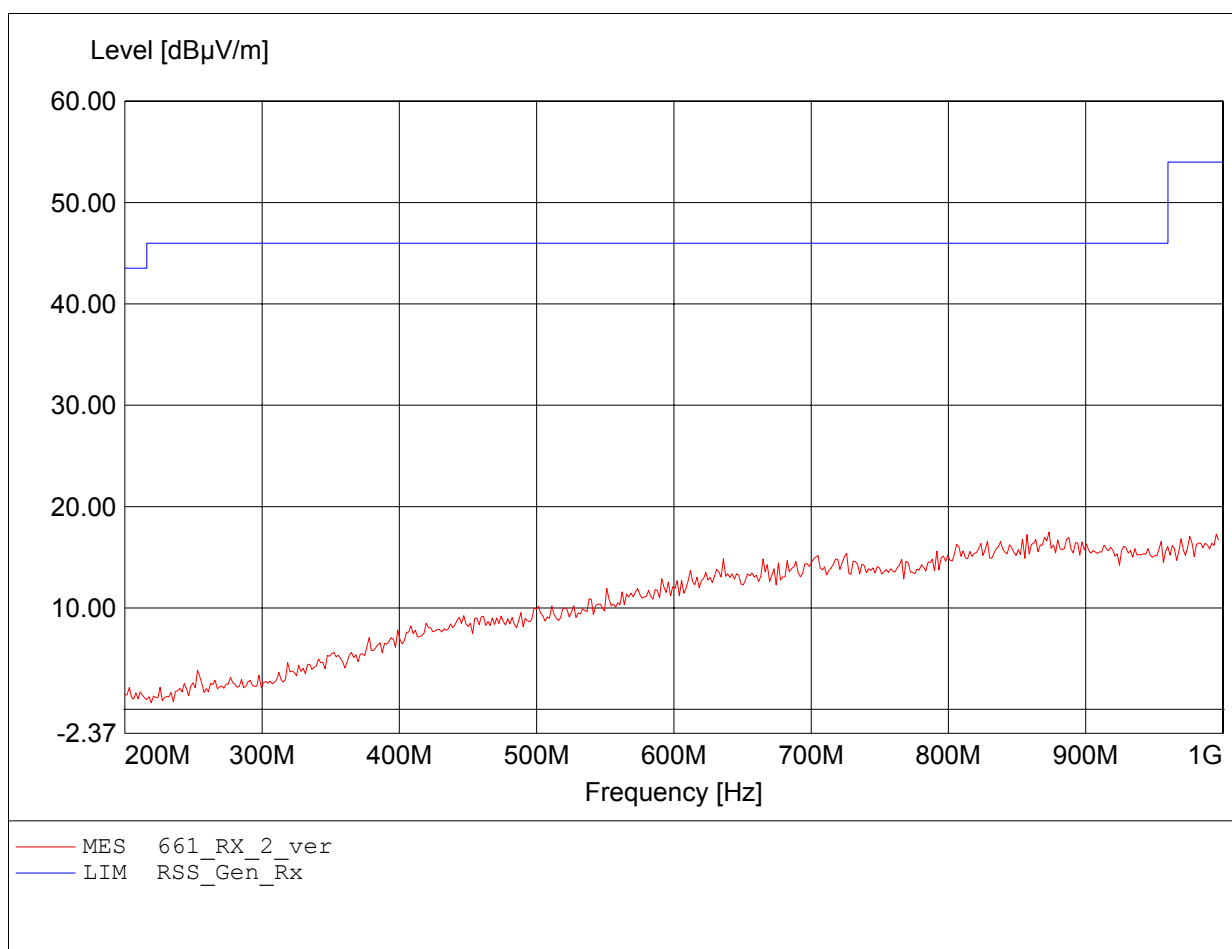
**Field Strength under normal conditions
Standards Industry Canada, RSS-GEN**

Approval Holder: Leica Geosystems AG
 EUT / Model: Field controller
 CS10 / EUT horizontal / Mode: GSM1900 Idle
 Test Site / Operator: Eurofins Product Service GmbH / Mr. Pudell
 Test Conditions 1: Tnom: 25°C / Unom.: 7.4V battery
 Test Conditions 2: Freq. / CH: 661
 Comment 1: Dist.: 3m, Ant.: HK 116
 Comment 2: Freq:197.956MHz Emax:31.89dBµV/m RBW: 100 kHz



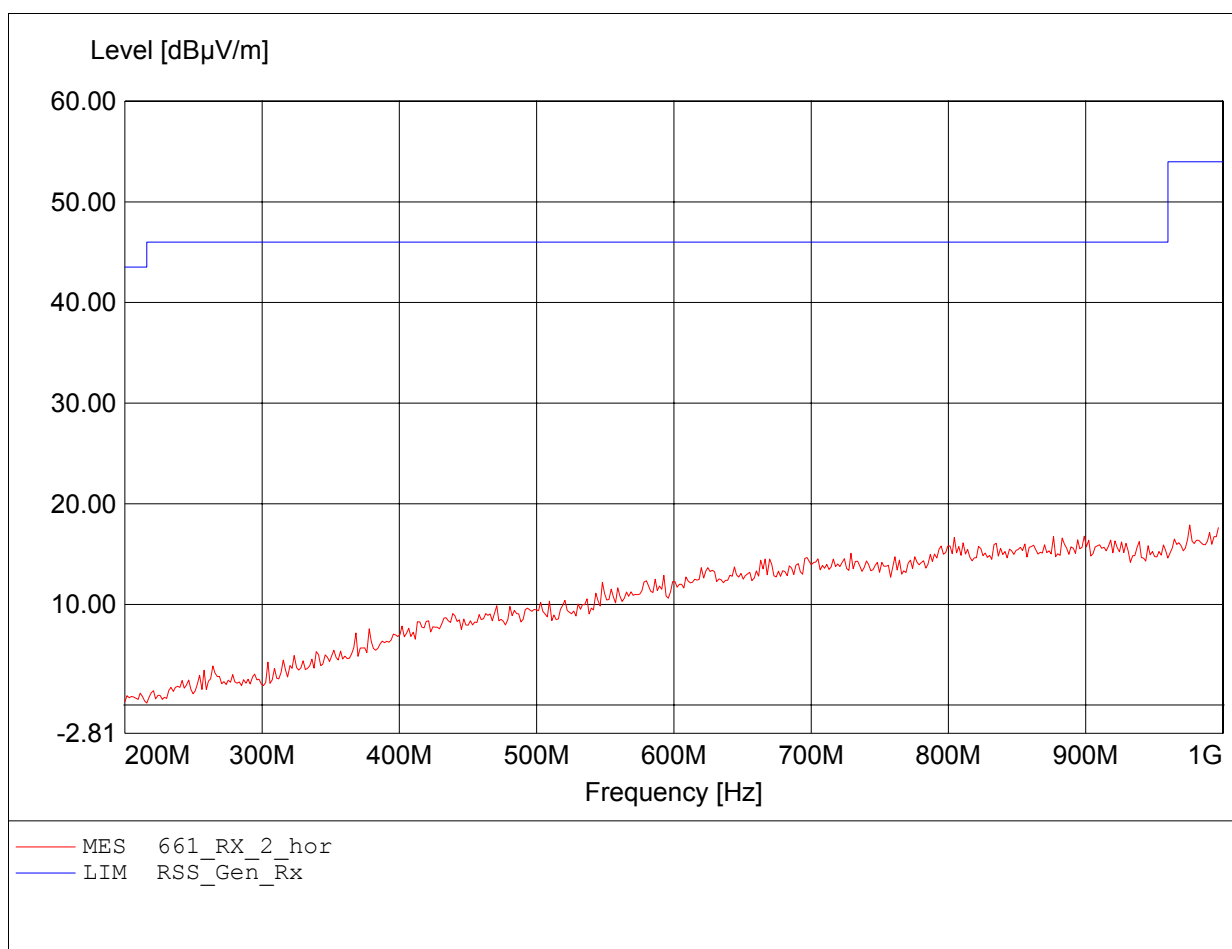
**Field Strength under normal conditions
Standards Industry Canada, RSS-GEN**

Approval Holder: Leica Geosystems AG
EUT / Model: Field controller
CS10 / EUT horizontal / Mode: GSM1900 Idle
Test Site / Operator: Eurofins Product Service GmbH / Mr. Pudell
Test Conditions 1: Tnom: 25°C / Unom.: 7.4V battery
Test Conditions 2: Freq. / CH: 661
Comment 1: Dist.: 3m, Ant.: HL 223, ampl.
Comment 2: Freq:873.347MHz Emax:17.50dBµV/m RBW: 100 kHz



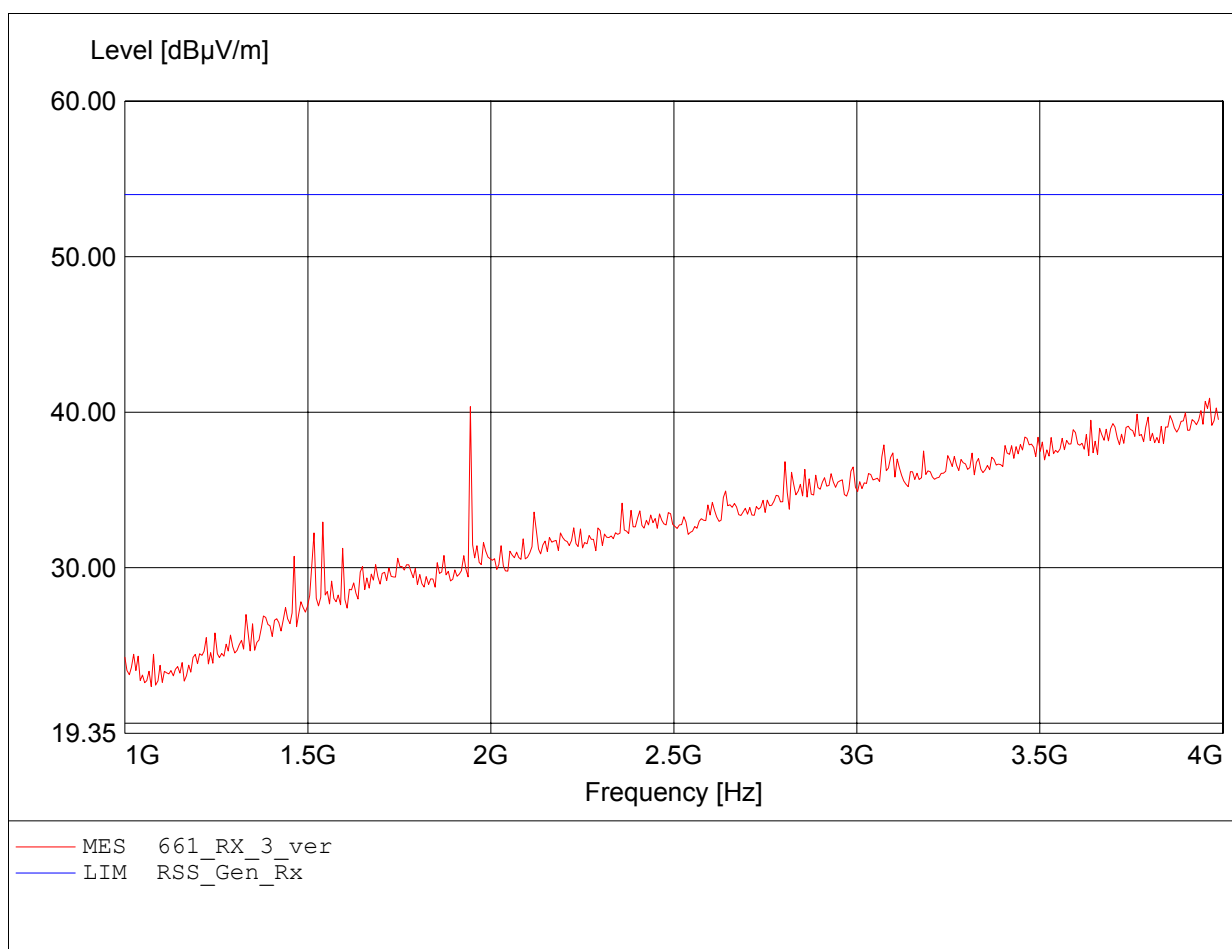
**Field Strength under normal conditions
Standards Industry Canada, RSS-GEN**

Approval Holder: Leica Geosystems AG
EUT / Model: Field controller
CS10 / EUT horizontal / Mode: GSM1900 Idle
Test Site / Operator: Eurofins Product Service GmbH / Mr. Pudell
Test Conditions 1: Tnom: 25°C / Unom.: 7.4V battery
Test Conditions 2: Freq. / CH: 661
Comment 1: Dist.: 3m, Ant.: HL 223, ampl.
Comment 2: Freq:975.952MHz Emax:17.90dBµV/m RBW: 100 kHz



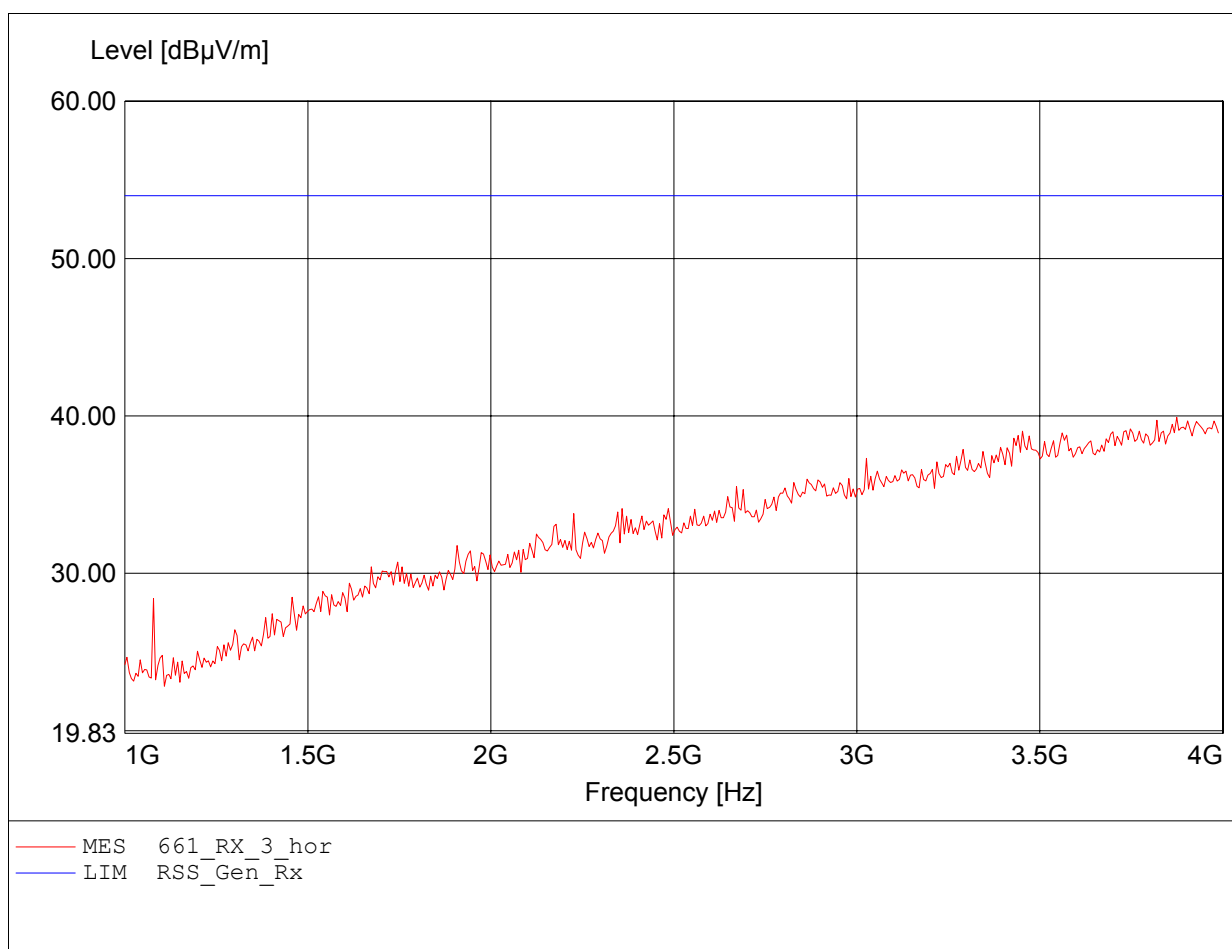
**Field Strength under normal conditions
Standards Industry Canada, RSS-GEN**

Approval Holder: Leica Geosystems AG
EUT / Model: Field controller
CS10 / EUT horizontal / Mode: PCS1900 Idle
Test Site / Operator: Eurofins Product Service GmbH / Mr. Pudell
Test Conditions 1: Tnom: 25°C / Unom.: 7.4V battery
Test Conditions 2: Freq. / CH: 661
Comment 1: Dist.: 3m, Ant.: HL025, ampl.
Comment 2: Freq:3.964GHz Emax:40.91dBµV/m RBW: 1 MHz



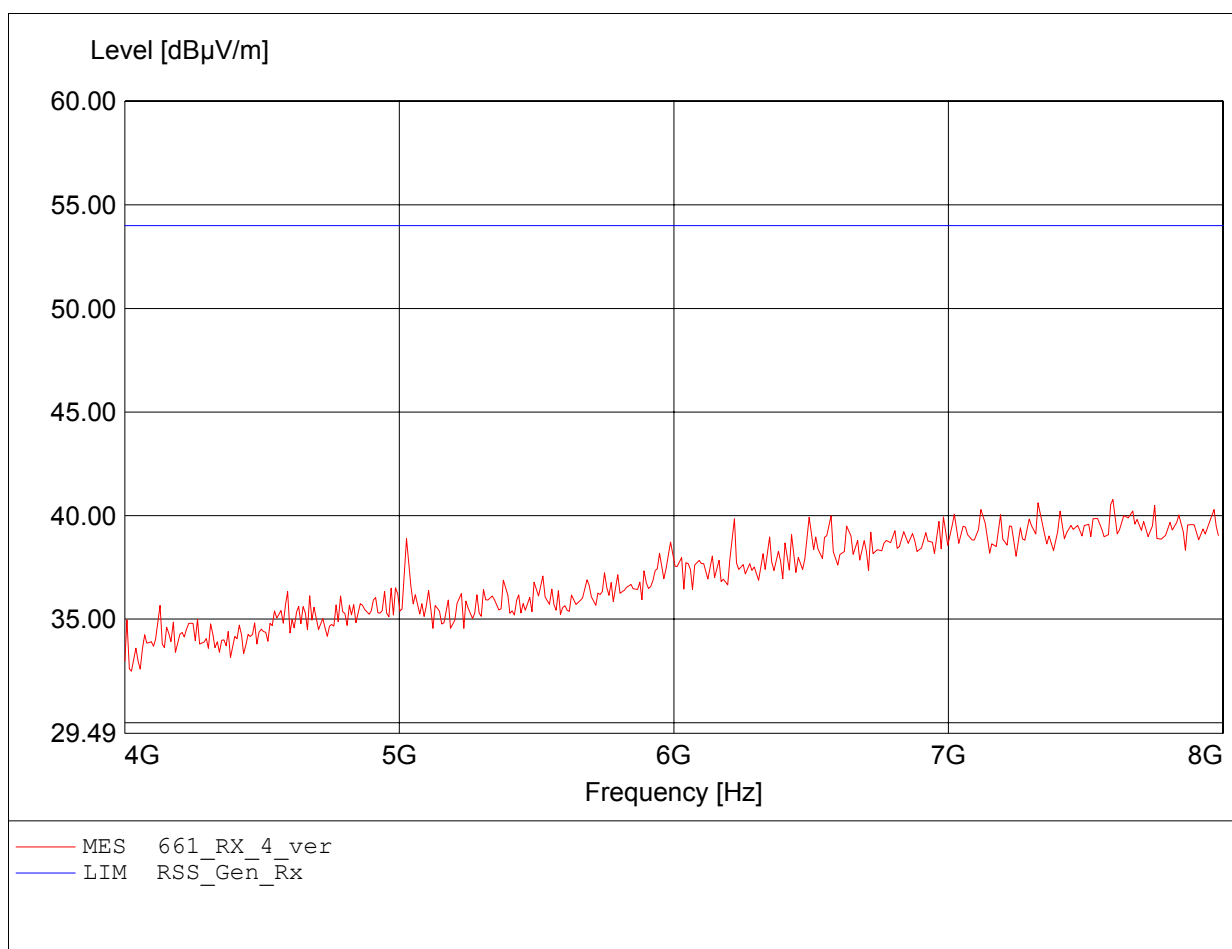
**Field Strength under normal conditions
Standards Industry Canada, RSS-GEN**

Approval Holder: Leica Geosystems AG
EUT / Model: Field controller
CS10 / EUT horizontal / Mode: PCS1900 Idle
Test Site / Operator: Eurofins Product Service GmbH / Mr. Pudell
Test Conditions 1: Tnom: 25°C / Unom.: 7.4V battery
Test Conditions 2: Freq. / CH: 661
Comment 1: Dist.: 3m, Ant.: HL025, ampl.
Comment 2: Freq:3.874GHz Emax:39.91dBµV/m RBW: 1 MHz



**Field Strength under normal conditions
Standards Industry Canada, RSS-GEN**

Approval Holder: Leica Geosystems AG
EUT / Model: Field controller
CS10 / EUT horizontal / Mode: PCS1900 Idle
Test Site / Operator: Eurofins Product Service GmbH / Mr. Pudell
Test Conditions 1: Tnom: 25°C / Unom.: 7.4V battery
Test Conditions 2: Freq. / CH: 661
Comment 1: Dist.: 3m, Ant.: HL025, ampl.
Comment 2: Freq:7.599GHz Emax:40.77dBµV/m RBW: 1 MHz



**Field Strength under normal conditions
Standards Industry Canada, RSS-GEN**

Approval Holder: Leica Geosystems AG
EUT / Model: Field controller
CS10 / EUT horizontal / Mode: PCS1900 Idle
Test Site / Operator: Eurofins Product Service GmbH / Mr. Pudell
Test Conditions 1: Tnom: 25°C / Unom.: 7.4V battery
Test Conditions 2: Freq. / CH: 661
Comment 1: Dist.: 3m, Ant.: HL025, ampl.
Comment 2: Freq:7.511GHz Emax:41.23dBµV/m RBW: 1 MHz

