



**EUROFINS PRODUCT SERVICE GMBH**



**Testing Cert 1983.01**

# **TEST - REPORT**

**FCC RULES PARTS 22H and 24E and 27C  
IC RADIO STANDARDS RSS 132, RSS 133 and RSS-139  
for UMTS**

**FCC ID: RFD-CS-SG**

**Field Controller**

**CS10**

**Test report no.: G0M21007-3507-C-1**



**Eurofins Product Service GmbH**  
Storkower Str. 38c, 15526 Reichenwalde,  
Germany

Phone +49-33631-888 0  
Fax +49-33631-888 660

## TABLE OF CONTENTS

<b>1</b>	<b>General information</b>	<b>3</b>
1.1	Notes	3
1.2	Testing laboratory	4
1.3	Details of approval holder	4
1.4	Application details	5
1.5	Test item	5
1.6	Test standards	6
<b>2</b>	<b>Technical test</b>	<b>6</b>
2.1	Summary of test results	6
2.2	Test environment	6
2.3	Test equipment utilized	7
2.4	General test procedure	8
2.5	Test results	9
<b>3</b>	<b>Transmitter parameters</b>	<b>10</b>
3.1	RF power output radiated (ERP, EIRP)	11
3.2	Spurious emission radiated	13
<b>4</b>	<b>Receiver parameters</b>	<b>15</b>
4.1	Spurious emission radiated	15
<b>Annex A</b>	<b>Pictures</b>	<b>17</b>
<b>Annex B</b>	<b>RF power output radiated</b>	<b>24</b>
<b>Annex C</b>	<b>Transmitter spurious emission radiated</b>	<b>37</b>
<b>Annex D</b>	<b>Receiver spurious emission radiated</b>	<b>110</b>

## 1 General information

### 1.1 Notes

The results of this test report relate exclusively to the item tested as specified in chapter "Description of test item" and are not transferable to any other test items.

Eurofins Product Service GmbH is not responsible for any generalisations and conclusions drawn from this report. Any modification of the test item can lead to invalidity of test results and this test report may therefore be not applicable to the modified test item.

The test report may only be reproduced or published in full. Reproducing or publishing extracts of the report requires the prior written approval of the Eurofins Product Service GmbH.

This document is subject to the General Terms and Conditions and the Testing and Certification System of Eurofins Product Service GmbH, available on request or accessible at [www.pt.eurofins.com](http://www.pt.eurofins.com)

### OPERATOR

08.09.2010

B. Pudell



Date

Eurofins-Lab.


Name

Signature

### Technical responsibility for area of testing:

08.09.2010

J. Zimmermann



Date

Eurofins

Name

Signature

## 1.2 Testing laboratory

### 1.2.1 Location

EUROFINS PRODUCT SERVICE GMBH  
Storkower Strasse 38c  
D-15526 Reichenwalde b. Berlin  
Germany  
Telephone : +49 33631 888 00  
Telefax : +49 33631 888 660

### 1.2.2 Details of accreditation status

**DAR ACCREDITED TESTING LABORATORY**  
DAR-REGISTRATION NUMBER: DAT-P-268/08

**RECOGNIZED NOTIFIED BODY EMC**  
REGISTRATION NUMBER: BNetzA-bS EMV-07/61

**RECOGNIZED NOTIFIED BODY R&TTE**  
REGISTRATION NUMBER: BNetzA-bS-02/51-53

**FCC FILED TEST LABORATORY**  
REG.-NO. 96970

**A2LA ACCREDITED TESTING LABORATORY**  
CERTIFICATE NO. 1983.01

**BLUETOOTH QUALIFICATION TEST FACILITY (BQTF)**  
ACCREDITED BY BLUETOOTH QUALIFICATION REVIEW BOARD

**INDUSTRY CANADA FILED TEST LABORATORY**  
REG. NO. IC 3470

## 1.3 Details of approval holder

Name : Leica Geosystems AG  
Street : Heinrich Wild Strasse 1  
Town : CH-9435 Heerbrugg  
Country : Switzerland  
Telephone : +41 71 727 3098  
Fax : +41 71 726 5098

Contact : Herr Hannes Juen  
E-Mail : +41 71 727 3098

## 1.4 Application details

Date of receipt of application : 27.07.2010  
Date of receipt of test item : 27.07.2010  
Date of test : 02.09.2010 – 03.09.2010

## 1.5 Test item

Description of test item : Field Controller  
Type identification : CS10  
Serial number : without  
Photos : See annex A.

## Technical data

### FDDII

Frequency range Tx – : 1852.4 - 1907.6 MHz

Frequency range Rx – : 1932.4 - 1987.6 MHz

### FDDV

Frequency range Tx – : 826.4 - 846.6 MHz

Frequency range Rx - : 871.4 - 891.6 MHz

Antenna Type : internal antenna

Antenna Gain : **(FDDV)** 2.0dBi      **(FDDII)** 1.0dBi

Power supply : 7.4VDC

Operating mode : duplex

Type of modulation : WCDMA (UTRA-FDD)

Used module : G864-G (manufacturer: Telit Communications S.p.A)

FCC ID module : RI7UC864G

Emission : F9W

### **Manufacturer:** (if applicable)

Name :  
Street :  
Town :  
Country :

## 1.6 Test standards

Technical standard : FCC Parts: 22H, 24E, 27C, 2, 15  
 IC Standards: RSS-132 Issue 2  
 RSS-133 Issue 5  
 RSS-139 Issue 2  
 RSS-Gen Issue 2

Additional information : Because of using the UMTS 850 as an alternative technology in 850 MHz band, not all test cases of FCC Part 22 are required.

This test report covers the test which are related to UMTS radio technology in operating bands II and V only.

Operation in others bands or with other radio technologies are subject of other independent test reports.

The manufacturer declares that the device Field Controller CS10 used the module GE864-G of the company Telit.

Therefore a shortened test plan was created in confirmation with the manufacturer.

## 2 Technical test

### 2.1 Summary of test results

No deviations from the technical specification(s) were ascertained in the course of the tests performed.

or

The deviations as specified in 2.5 were ascertained in the course of the tests performed.

### 2.2 Test environment

Temperature : 25°C

Voltage :  $U_{nom}$ : 7.4VDC

Relative humidity content : 20 ... 75%

Air pressure : 86 ... 103kPa

### 2.3 Test equipment utilized

No.	Test equipment	Type	Manufacturer
ETS 0014	Log Periodical Antenna	HL 025	R & S
ETS 0059	Kikusui amplifier	PCR 2000L	Keytek/ EMC
ETS 0085	Shielded room	SR 1	Frankonia
ETS 0251	Climatic chamber	VT 4004	Vötsch
ETS 0281	Spectrum Analyzer	FSM	R & S
ETS 0288	Artificial mains	ESH2-Z5	R & S
ETS 0294	Biconical antenna	HK 116	R & S
ETS 0295	LPD antenna	HL 223	R & S
ETS 0310	Anechoic chamber	AC 3	Frankonia
ETS 0375	Vector Signal Gener.	SMIQ03B	R & S
ETS 0376	Signal Generator	SMP22	R & S
ETS 0378	Advanced Signal Conditioning Unit	ASCU190	R & S
ETS 0379	Advanced Signal Conditioning Unit	ASCU180	R & S
ETS 0380	Advanced Signal Conditioning Unit	ASCU900	R & S
ETS 0382	Vector Signal Gener.	SMIQ03B	R & S
ETS 0383	Spectrum Analyzer	FSU26	R & S
ETS 0384	Main Frame Signal and Conditioning Unit	SSCU-GW	R & S
ETS 0385	Protocol Slave	CRTU-RU (CRTU-G)	R & S
ETS 0386	Power meter	NRVD	R & S
ETS 0390	System PC PC3600	TS-PC36	R & S
ETS 0394	Advanced Signal Conditioning Unit	ASCUFDD-WCDMA	R & S
ETS 0413	Signal Analyzer	FSIQ 26	R & S
ETS 0416	Power Supply	EX752M	TTi
ETS 0473	GSM / UMTS System Simulator	TS 8950	R&S
ETS 0476	EMI Test receiver	ESCS 30	R&S
ETS 0484	Radio Communication Tester	CMU 200	R&S

## 2.4 General test procedure

**POWER LINE CONDUCTED INTERFERENCE:** The procedure used was ANSI STANDARD C63.4-2003 5.2 using a 50  $\mu$ H LISN (if necessary). Both lines were observed. The bandwidth of the spectrum analyzer was 10 kHz with an appropriate sweep speed.

**RADIATION INTERFERENCE:** The test procedure used was ANSI STANDARD C63.4-2003 6.4 using a spectrum analyzer. The resolution bandwidth of the spectrum analyzer was 100 kHz for measurements below 1 GHz and RBW 1 MHz was used above 1 GHz. The analyzer was calibrated in dB above a microvolt at the output of the antenna.

**FORMULA OF CONVERSION FACTORS for Field strength:** The Field Strength at 3 m was established by adding the meter reading of the spectrum analyzer (which is set to read in units of dB $\mu$ V) to the antenna correction factor supplied by the antenna manufacturer. The antenna correction factors are stated in terms of dB.

Example:

Freq. (MHz)	METER READING + ACF + CABLE LOSS (to the receiver) = FS
33	20 dB $\mu$ V + 10.36 dB + 6 dB = 36.36 dB $\mu$ V/m @ 3 m

**ANSI STANDARD C63.4-2003 6.2.1 MEASUREMENT PROCEDURES:** The UUT was placed on a table 80 cm high and with dimensions of 1 m by 1.5 m (non metallic table). The UUT was placed in the center of the table. The table used for radiated measurements is capable of continuous rotation. The spectrum was scanned from 30 MHz to at least 10<sup>th</sup> harmonic of the fundamental.

Peak readings were taken in three (3) orthogonal planes and the highest readings.

Measurements were made by Eurofins Product Service GmbH at the registered open field test site located at Storkower Str. 38c, 15526 Reichenwalde, Germany.

When an emission was found, the table was rotated to produce the maximum signal strength. At this point, the antenna was raised and lowered from 1 m to 4 m. The antenna was placed in both the horizontal and vertical planes.

**ANTENNA & GROUND:**

This unit uses internal antennas.



## 2.5 Test results

 1<sup>st</sup> test

 test after modification

 production test

SECT.	TEST CASE	FCC 47 CFR PART	IC RSS	Required	Test passed	Test failed
<i>TRANSMITTER PARAMETERS</i>						
	RF power output conducted	2.1046 22.913(a) 24.232(c) 27.50(d)2	Gen 4.8 132 §4.4 133 §6.4 139 §6.4	<input type="checkbox"/>	<input type="checkbox"/>	<input type="checkbox"/>
	RF power output radiated (ERP, EIRP)	2.1046 22.913(a) 24.232(c) 27.50(d)2	Gen 4.8 132 §4.4 133 §6.4 139 §6.4	<input checked="" type="checkbox"/>	<input checked="" type="checkbox"/>	<input type="checkbox"/>
	Occupied bandwidth	2.1049	Gen §4.6.1	<input type="checkbox"/>	<input type="checkbox"/>	<input type="checkbox"/>
	Emission bandwidth	22.917(b) 24.238(b)	-	<input type="checkbox"/>	<input type="checkbox"/>	<input type="checkbox"/>
	Frequency stability	2.1055 22.355 24.235 27.54	Gen §4.7 132 §4.3 133 §6.3 139 §6.3	<input type="checkbox"/>	<input type="checkbox"/>	<input type="checkbox"/>
	Spurious emission conducted (antenna terminal)	2.1051 22.917 24.238 27.53(h)	Gen §4.9 132 §4.5 133 §6.5 139 §6.5	<input type="checkbox"/>	<input type="checkbox"/>	<input type="checkbox"/>
	Spurious emission radiated	2.1053 22.917 24.238 27.53(h)	Gen §4.9 132 §4.5 133 §6.5 139 §6.5	<input checked="" type="checkbox"/>	<input checked="" type="checkbox"/>	<input type="checkbox"/>
	Block edge compliance	22.917(b) 24.238(b) 27.53(h)	132 §4.5.1.1 133 §6.5 139 §6.5	<input type="checkbox"/>	<input type="checkbox"/>	<input type="checkbox"/>
	AC power line conducted emissions	15.207	-	<input type="checkbox"/>	<input type="checkbox"/>	<input type="checkbox"/>
<i>RECEIVER PARAMETERS</i>						
	Radiated emissions	2.1053 15.109	Gen 4.10 132 §4.6 133 §6.6 139 §6.6	<input checked="" type="checkbox"/>	<input checked="" type="checkbox"/>	<input type="checkbox"/>

### 3 Transmitter parameters

#### 3.1 RF power output, radiated

##### Reference

	FDD II	FDD V
FCC	CFR part 24.232(c), 2.1046	CFR part 22.913(a), 2.1046
IC	RSS-133 §6.4 RSS-Gen 4.8	RSS-132 §4.4 RSS-Gen 4.8

##### Method of measurement

The EUT was positioned on a non-conductive turntable, 0.8 m above the ground plane on an open test site. The radiated emission at the fundamental frequency was measured at 3m distance with a test antenna and spectrum analyzer.

Worst case emission was recorded with the rotation of the turntable and the raising and lowering of the test antenna.

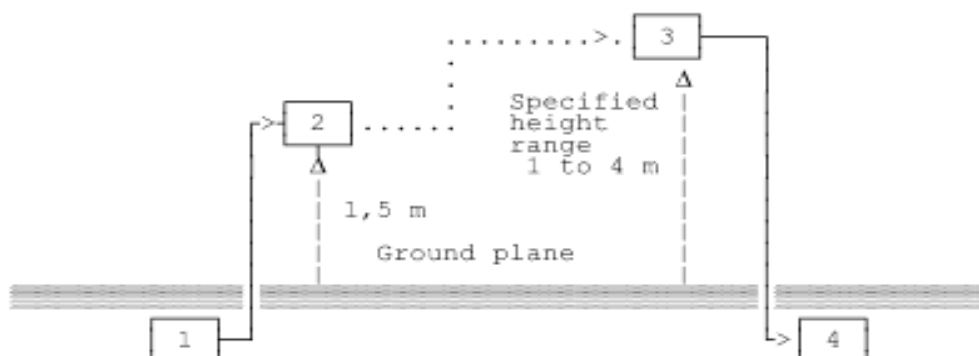
ERP in frequency band 826.6 - 846.4 MHz, and EIRP in frequency band 1852.6 - 1907.4 MHz were measured using a substitution method. The EUT was replaced by half-wave dipole (operating band V) or horn antenna (operating band II) connected to a signal generator.

##### Substitution RF power measurement at Eurofins Product Service GmbH.

General:

The applied substitution method follows ANSI/TIA/EIA-603, ANSI/TIA/EIA-102.CAAA or the appropriate ETSI rules respectively.

The actual signal generated by the EUT can be determined by means of a substitution measurement in which a known signal source replaces the device to be measured.



- 1) Signal generator;
- 2) Substitution antenna;
- 3) Test antenna;
- 4) Spectrum analyzer or selective voltmeter.

The substitution antenna replaces the transmitter antenna at the same position and in vertical polarization. The frequency of the signal generator shall be adjusted to the measurement frequency. The test antenna shall be raised or lowered, if necessary, to ensure that the maximum signal is still received. The input signal to the substitution antenna shall be adjusted in level until an equal or a known related level to that detected from the transmitter is obtained in the measurement receiver.

If a fully anechoic chamber is used as test site in order to provide free space conditions there is no need to change the height of the antenna.

The measurement will be repeated in horizontal position.

#### Calibration:

In order to make this kind of measurement more effective and to avoid subjective measurement faults Eurofins has installed automatic computer controlled measurement procedures.

With the above described substitution method a test site is calibrated over the full frequency range which is used in suitable frequency steps. For a certain power level on the substitution antenna the received power over the whole frequency range is documented. All necessary antenna gains, cable losses, filter losses and amplifications of preamplifiers are taken in consideration. The summary of this calibration measurement performs a transducer factor that is related to the considered test site and a certain measurement distance. Differences of the radiated power levels of different test samples are determined by internal attenuation of the measurement receiver. The proper function of such test site will be maintained by short term plausibility checks and periodical re-calibration.

#### Testing:

The test sample is put on the table at the defined position and the measurement receiver receives and documents the radiated power. On test sites with ground plane the measurement antenna will be lowered and raised to maximum values at significant frequencies.

For peak power measurements the sample is turned by the turntable over 360 degree in order to find the direction with the maximum radiation or to document the max reading with the MAXHOLD function during the rotation.

#### Limits

	<b>FDD II</b>	<b>FDD V</b>
<b>FCC</b>	33 dBm (2 Watts), EIRP	38,5 dBm (7 Watts), ERP
<b>IC</b>	33 dBm (2 Watts), EIRP	38 dBm (6.3 Watts), ERP

**Test Results**

RF output power radiated	
<b>Measurement Conditions</b>	
<b>Measurement distance :</b>	3m
<b>Modulated :</b>	<input checked="" type="checkbox"/> Yes <input type="checkbox"/> No
Channel [MHz]	radiated ouput power [dBm]
<b>FDD II (EIRP)</b>	
9263	26.82dBm
9400	28.03dBm
9537	27.20dBm
<b>FDD V (ERP)</b>	
4133	24.02dBm
4175	24.09dBm
4232	24.99dBm
<b>See attached diagrams in Annex</b>	
<b>Verdict</b>	<b>PASS</b>

### 3.2 Spurious emission radiated

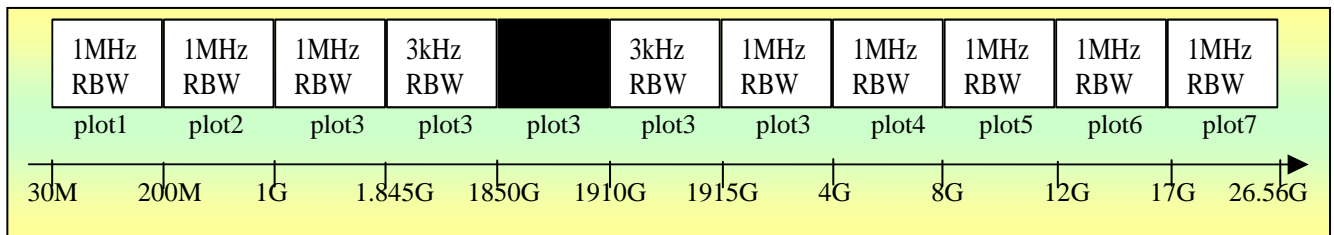
#### Reference

	FDDII	FDDV
FCC	CFR part 24.238, 2.1053	CFR part 22.917, 2.1053
IC	RSS-133 §6.5 RSS-Gen §4.9	RSS-132 §4.5 RSS-Gen §4.9

#### Method of measurement

The EUT was positioned on a non-conductive turntable, 0.8m above the ground plane. The radiated emission at the fundamental frequency was measured at 3 m distance with a test antenna and spectrum analyzer.

Worst case emission was recorded with the rotation of the turntable and the raising and lowering of the test antenna.



ERP was measured using a substitution method. The EUT was replaced by horn antenna connected to a signal generator.

The frequency range up to tenth harmonic was investigated.

The tests of spurious radiated emission have been carried out with the EKS-Software from Rohde & Schwarz.

The analyzer gives automatic the measurements of spectral plots to the EKS software.

In the 1<sup>st</sup> 5 MHz band outside the band edge nearest the channel of interest a 3 kHz res. BW is used. The measurements from 30 MHz to 1845 GHz and 1915 GHz to 26.56 GHz were performed with a measurement bandwidth of 1 MHz.

Calculation of test results:

Such factors like antenna correction, cable loss, external attenuation etc. are already included in the provided measurement results. This is done by using validated test software and calibrated test system according the accreditation requirements.

The peak and average spurious emission plots was measured with the average limits. In the Table being listed the critical peak and average value an exhibit the compliance with the above calculated Limits.

### Limits

	FDDII	FDDV
<b>FCC</b>	Pc - (43 + 10 log (P) dB)	Pc - (43 + 10 log (P) dB)
<b>IC</b>	Pc - (43 + 10 log (P) dB)	Pc - (43 + 10 log (P) dB)

### Results

Transmitter radiated spurious emissions						
Measurement Conditions						
Measurement distance :		3m				
Modulated :		<input checked="" type="checkbox"/> Yes <input type="checkbox"/> No				
Channel Frequency [MHz]	Emission Frequency [MHz]	Polarization	Measured Field Strength [dB $\mu$ V/m]	Limit@3m [dB $\mu$ V/m]	Detector	Margin [dB]
UMTS						
9263	1.841	vertical	-31.18	-13.0	Peak	-18.18
9263	1.842	horizontal	-28.81	-13.0	Peak	-15.81
9537	1.915	vertical	-29.10	-13.0	Peak	-16.10
9537	1.915	horizontal	-27.16	-13.0	Peak	-14.16
See attached diagrams in Annex						
<b>Verdict</b>					<b>PASS</b>	

## 4 Receiver parameters

### 4.1 Radiated emissions

#### Reference

	FDD II	FDD V
FCC	CFR part 15.109, 2.1053	CFR part 15.109, 2.1053
IC	RSS-133 §6.6 RSS-Gen §4.10	RSS-132 Issue 2, 4.6 RSS-Gen §4.10

#### Method of measurement

The receiver shall be operated in the normal receive mode near the mid-point of the band(s) over which the receiver is designed to operate.

The measurement method is the radiated emission measurement. The measurement starts at 30 MHz and ends at least 3 times the highest tunable local oscillator frequency (6 GHz).

#### Limits

Receiver spurious emission limits @ 3m				
Frequency range [MHz]	Detector	Limit@3m [ $\mu$ V/m]	Calculated Limit @ 3m [dB $\mu$ V/m]	Measurement Distance [m]
30 – 88	Quasi-Peak	100	40	3
88 – 216	Quasi-Peak	150	43.5	3
216 – 960	Quasi-Peak	200	46	3
960 – 1000	Quasi-Peak	500	54	3
> 1000	Average	500	54	3

Receiver spurious Emissions						
Measurement Conditions						
Measurement distance :			3m			
Channel Frequency [MHz]	Emission Frequency [kHz]	Polarization	Measured Field Strength [ $\mu\text{V}/\text{m}$ ]	Limit@3m [ $\mu\text{V}/\text{m}$ ]	Detector	Margin [dB]
4175	3946,000	vertical	103,51	500	peak	-396,49
4175	3958,000	horizontal	99,88	500	peak	-400,12
9400	3940,000	vertical	102,45	500	peak	-397,55
9400	3874,000	horizontal	105,32	500	peak	-394,68
See attached diagrams in Annex						
Verdict					PASS	

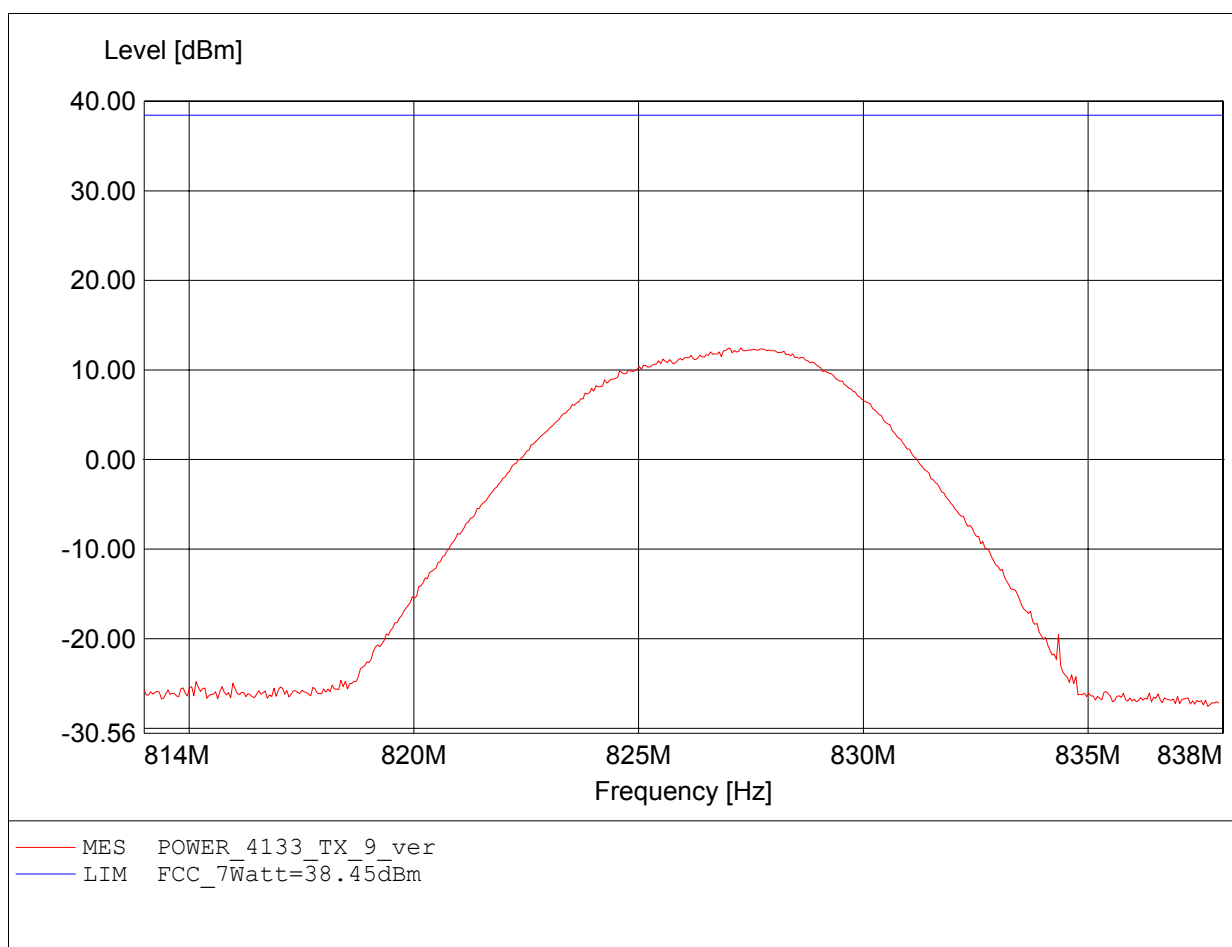


## **Annex B**

RF power output radiated

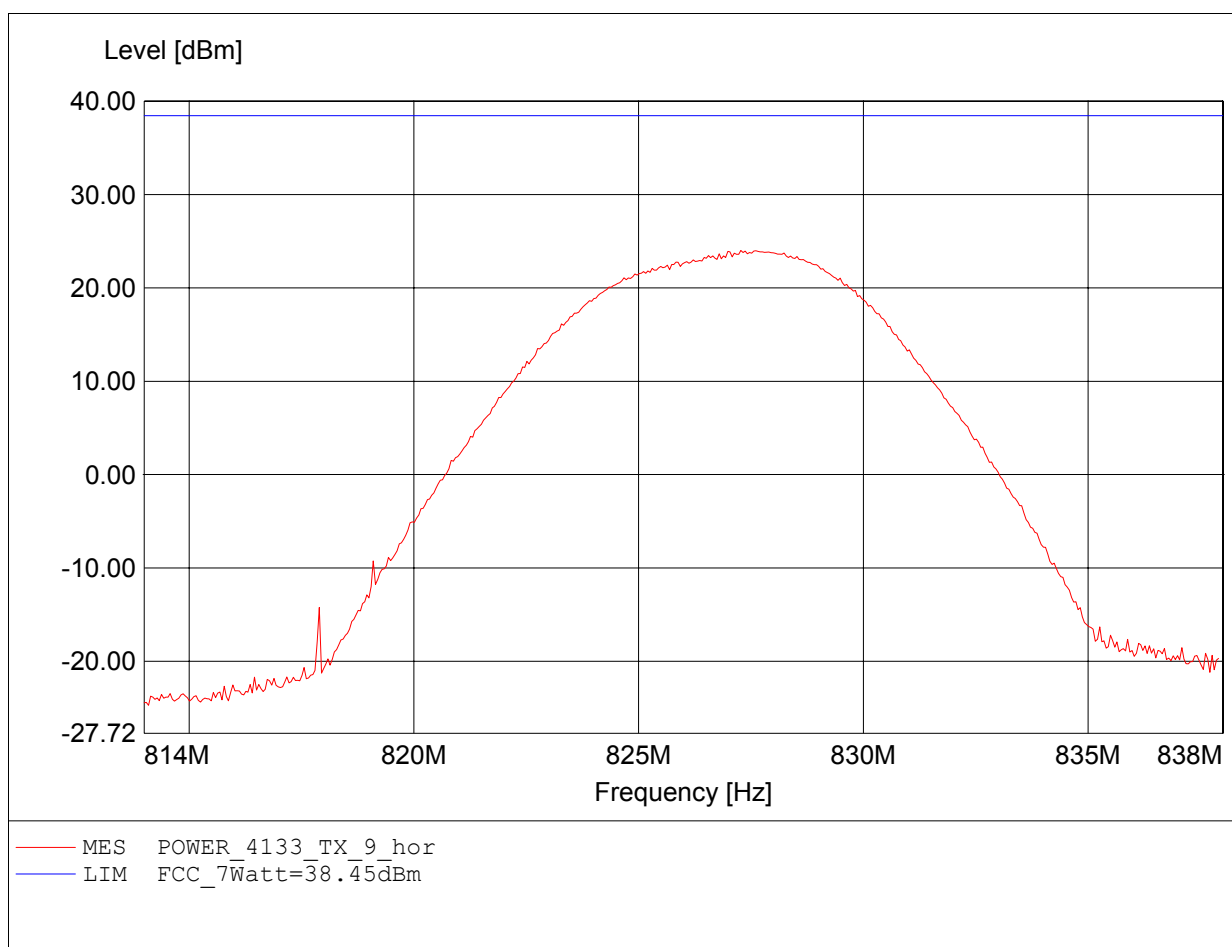
**Effective Radiated Power  
FCC RULES PART 22 SUBPART H**

Approval Holder: Leica Geosystems AG  
EUT / Model: Field controller  
CS10 / EUT horizontal / Mode: HSDPA  
Test Site / Operator: Eurofins Product Service GmbH / Mr. Pudell  
Test Conditions 1: Tnom: 25°C / Unom.: 7.4V battery  
Test Conditions 2: Freq. / CH: 4133  
Comment 1: Dist.: 3m, Ant.: HL223  
Comment 2: Freq: 827.275MHz, Pmax: 12.47dBm, RBW: 3MHz



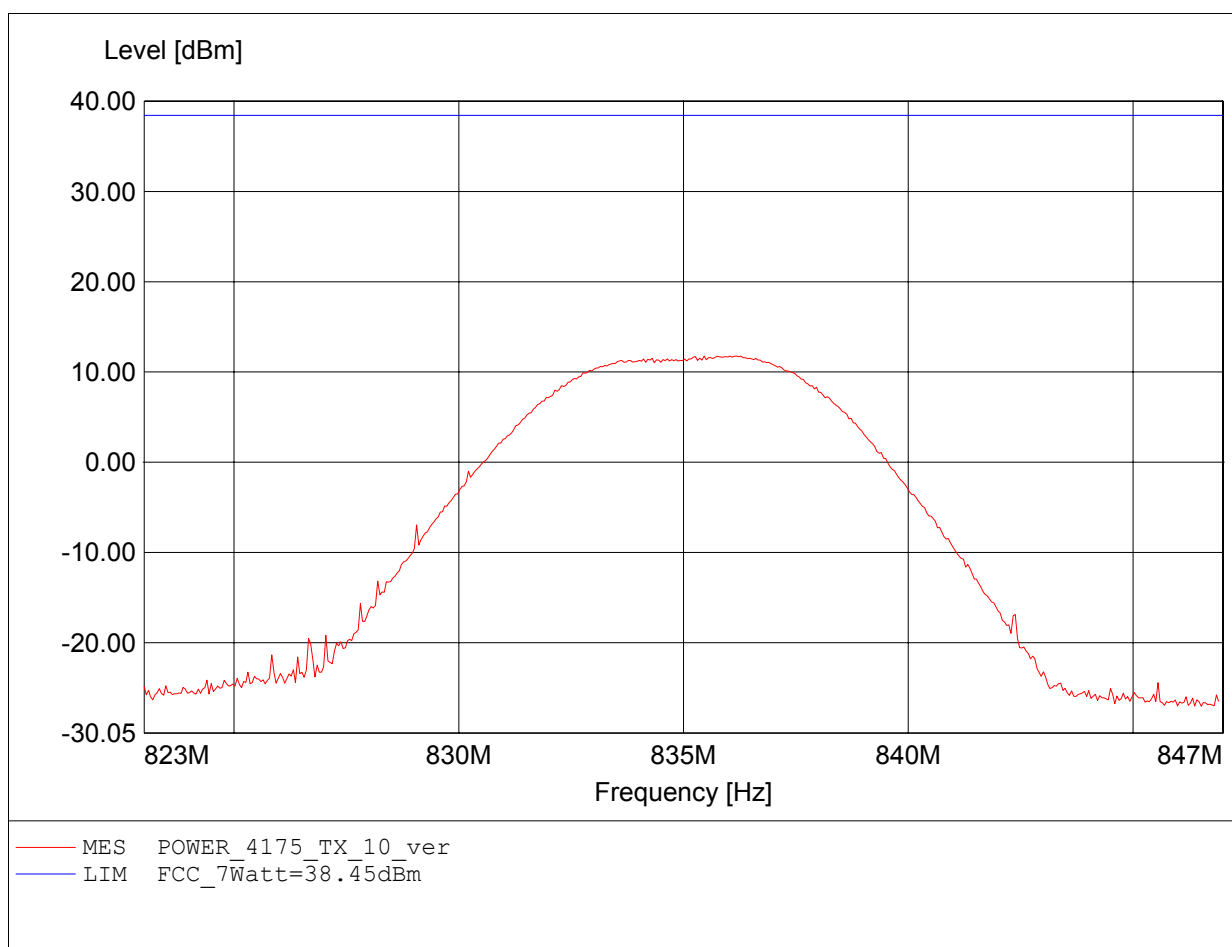
**Effective Radiated Power  
FCC RULES PART 22 SUBPART H**

Approval Holder: Leica Geosystems AG  
 EUT / Model: Field controller  
 CS10 / EUT horizontal / Mode: HSDPA  
 Test Site / Operator: Eurofins Product Service GmbH / Mr. Pudell  
 Test Conditions 1: Tnom: 25°C / Unom.: 7.4V battery  
 Test Conditions 2: Freq. / CH: 4133  
 Comment 1: Dist.: 3m, Ant.: HL223  
 Comment 2: Freq: 827.275MHz, Pmax: 24.02dBm, RBW: 3MHz



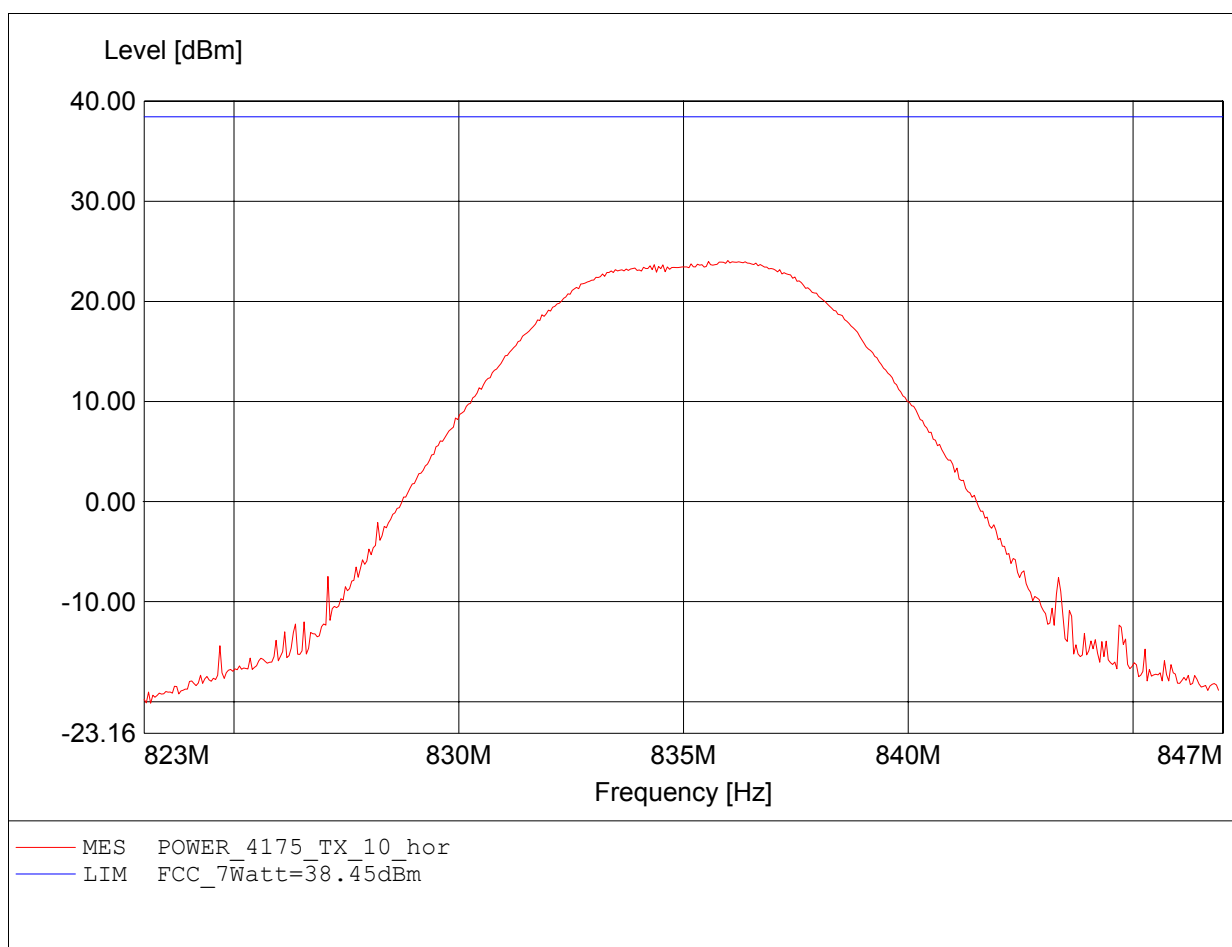
**Effective Radiated Power  
FCC RULES PART 22 SUBPART H**

Approval Holder: Leica Geosystems AG  
EUT / Model: Field controller  
CS10 / EUT horizontal / Mode: HSDPA  
Test Site / Operator: Eurofins Product Service GmbH / Mr. Pudell  
Test Conditions 1: Tnom: 25°C / Unom.: 7.4V battery  
Test Conditions 2: Freq. / CH: 4175  
Comment 1: Dist.: 3m, Ant.: HL223  
Comment 2: Freq: 835.457MHz, Pmax: 11.77dBm, RBW: 3MHz



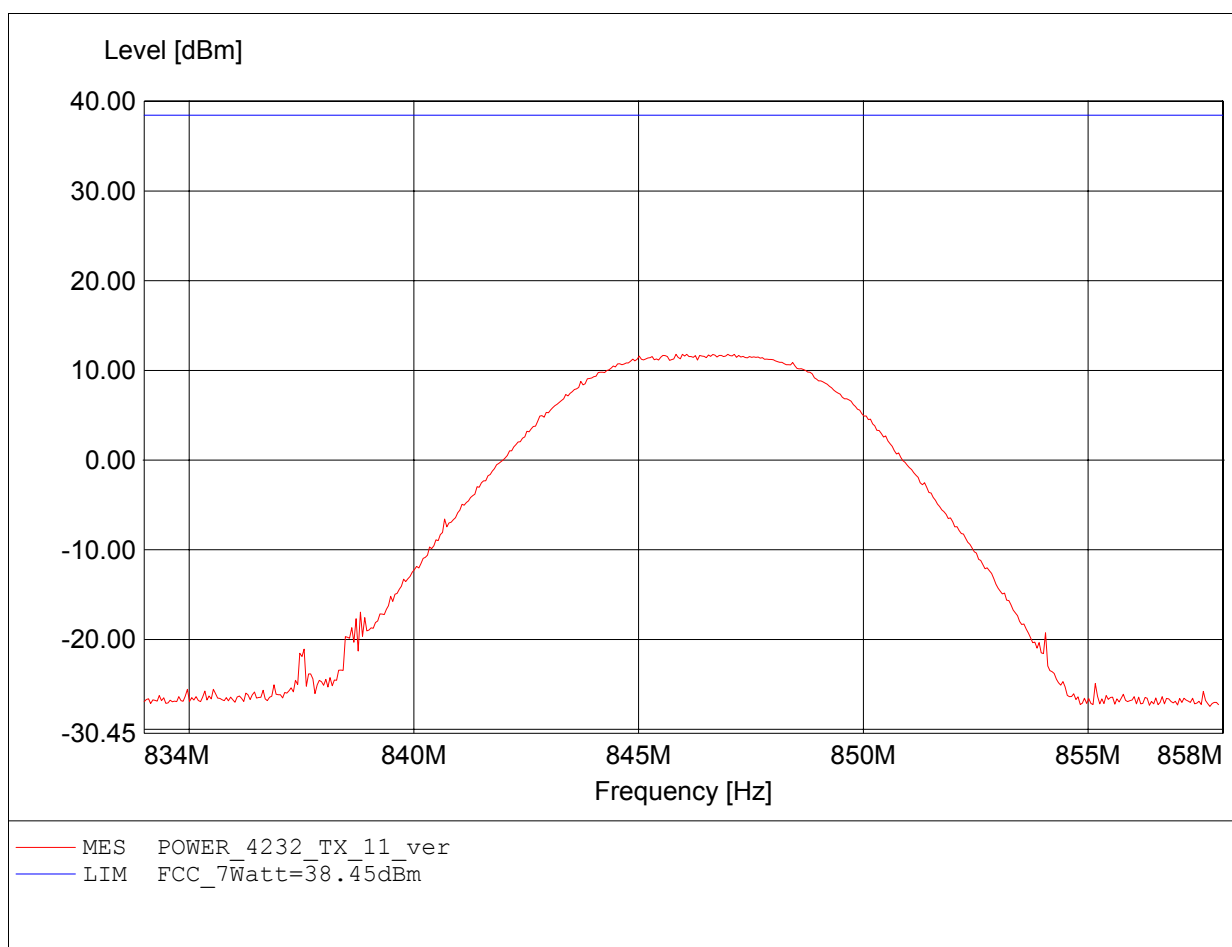
**Effective Radiated Power  
FCC RULES PART 22 SUBPART H**

Approval Holder: Leica Geosystems AG  
EUT / Model: Field controller  
CS10 / EUT horizontal / Mode: HSDPA  
Test Site / Operator: Eurofins Product Service GmbH / Mr. Pudell  
Test Conditions 1: Tnom: 25°C / Unom.: 7.4V battery  
Test Conditions 2: Freq. / CH: 4175  
Comment 1: Dist.: 3m, Ant.: HL223  
Comment 2: Freq: 835.986MHz, Pmax: 24.09dBm, RBW: 3MHz



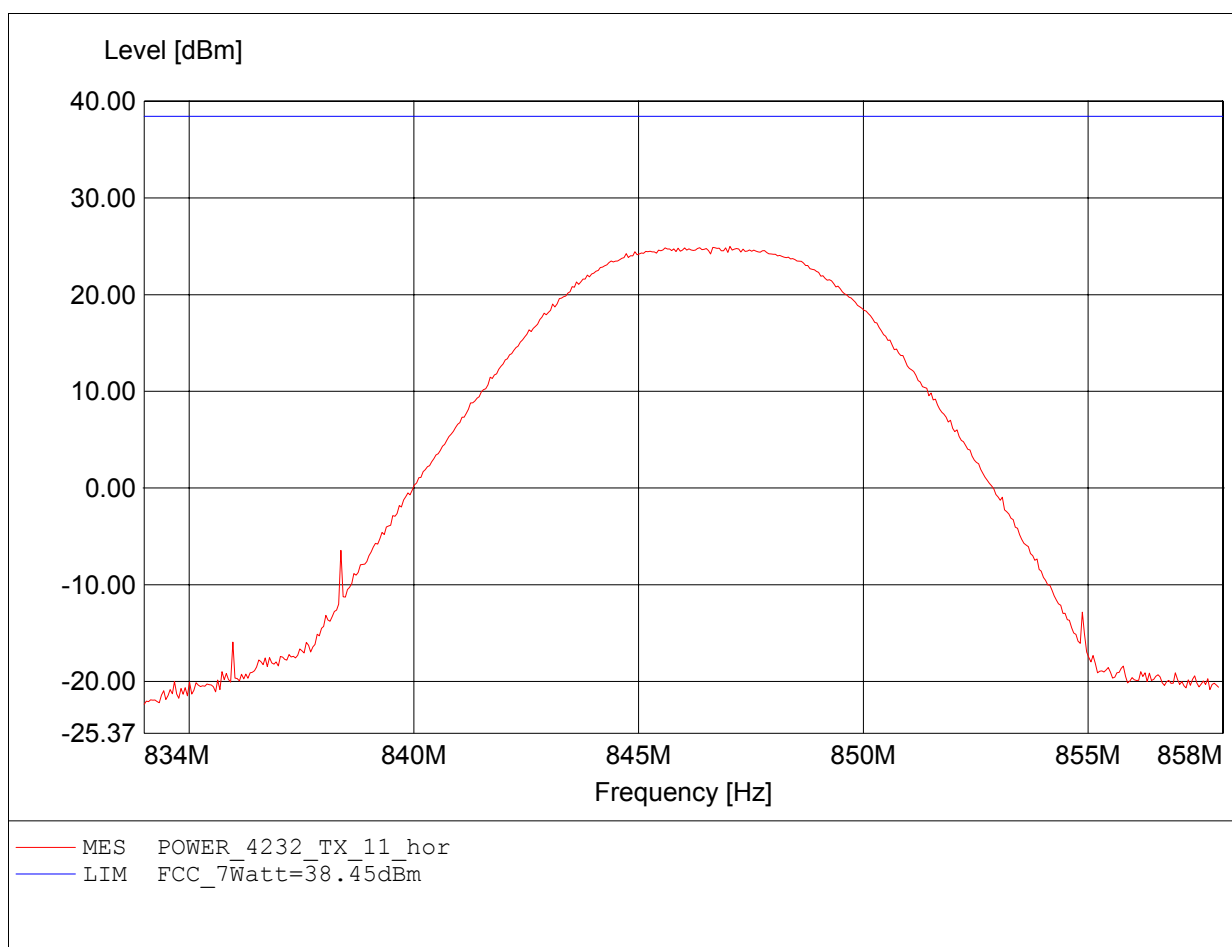
**Effective Radiated Power  
FCC RULES PART 22 SUBPART H**

Approval Holder: Leica Geosystems AG  
EUT / Model: Field controller  
CS10 / EUT horizontal / Mode: HSDPA  
Test Site / Operator: Eurofins Product Service GmbH / Mr. Pudell  
Test Conditions 1: Tnom: 25°C / Unom.: 7.4V battery  
Test Conditions 2: Freq. / CH: 4232  
Comment 1: Dist.: 3m, Ant.: HL223  
Comment 2: Freq: 845.976MHz, Pmax: 11.80dBm, RBW: 3MHz



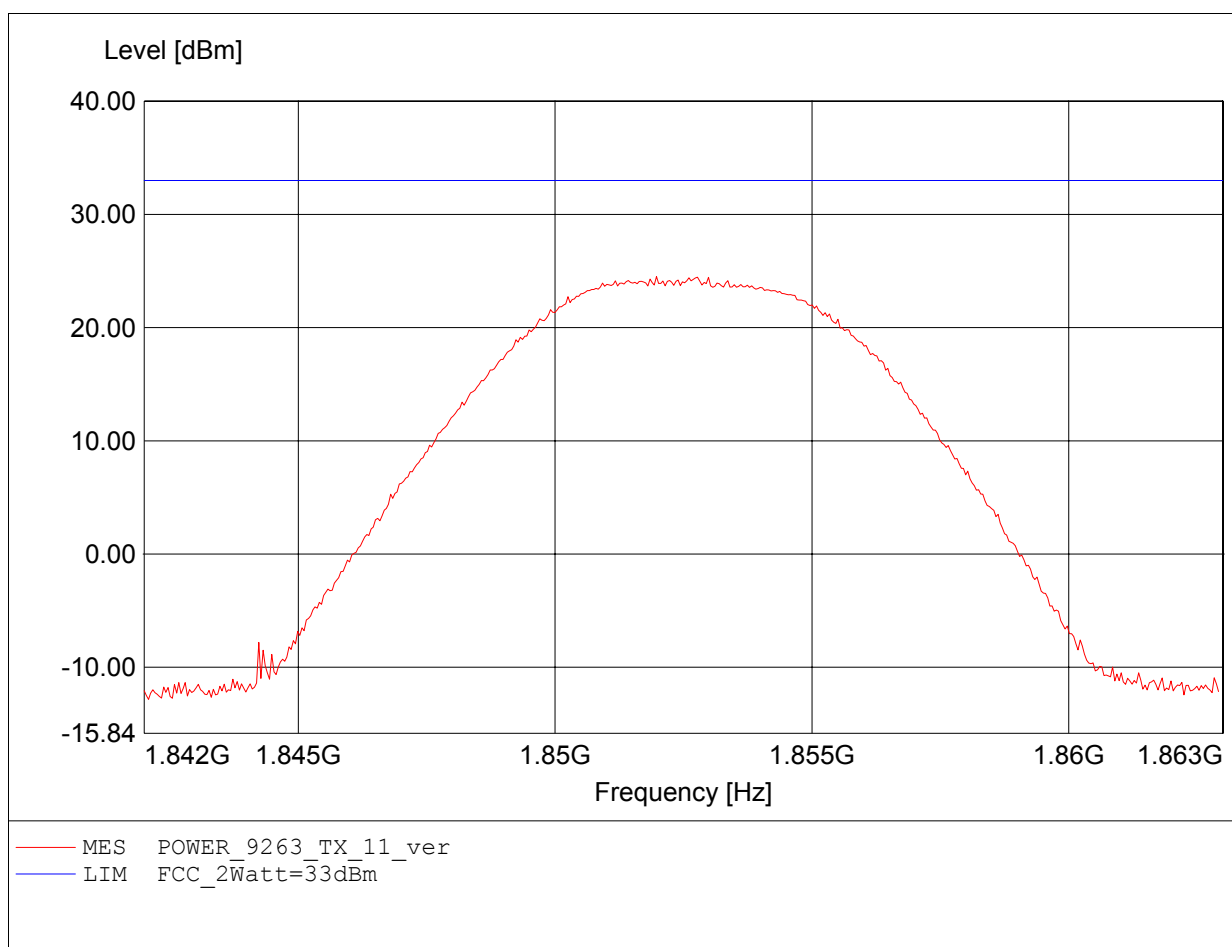
**Effective Radiated Power  
FCC RULES PART 22 SUBPART H**

Approval Holder: Leica Geosystems AG  
EUT / Model: Field controller  
CS10 / EUT horizontal / Mode: HSDPA  
Test Site / Operator: Eurofins Product Service GmbH / Mr. Pudell  
Test Conditions 1: Tnom: 25°C / Unom.: 7.4V battery  
Test Conditions 2: Freq. / CH: 4232  
Comment 1: Dist.: 3m, Ant.: HL223  
Comment 2: Freq: 847.034MHz, Pmax: 24.99dBm, RBW: 3MHz



**Equivalent Isotropically Radiated Power  
FCC RULES PART 24 SUBPART E**

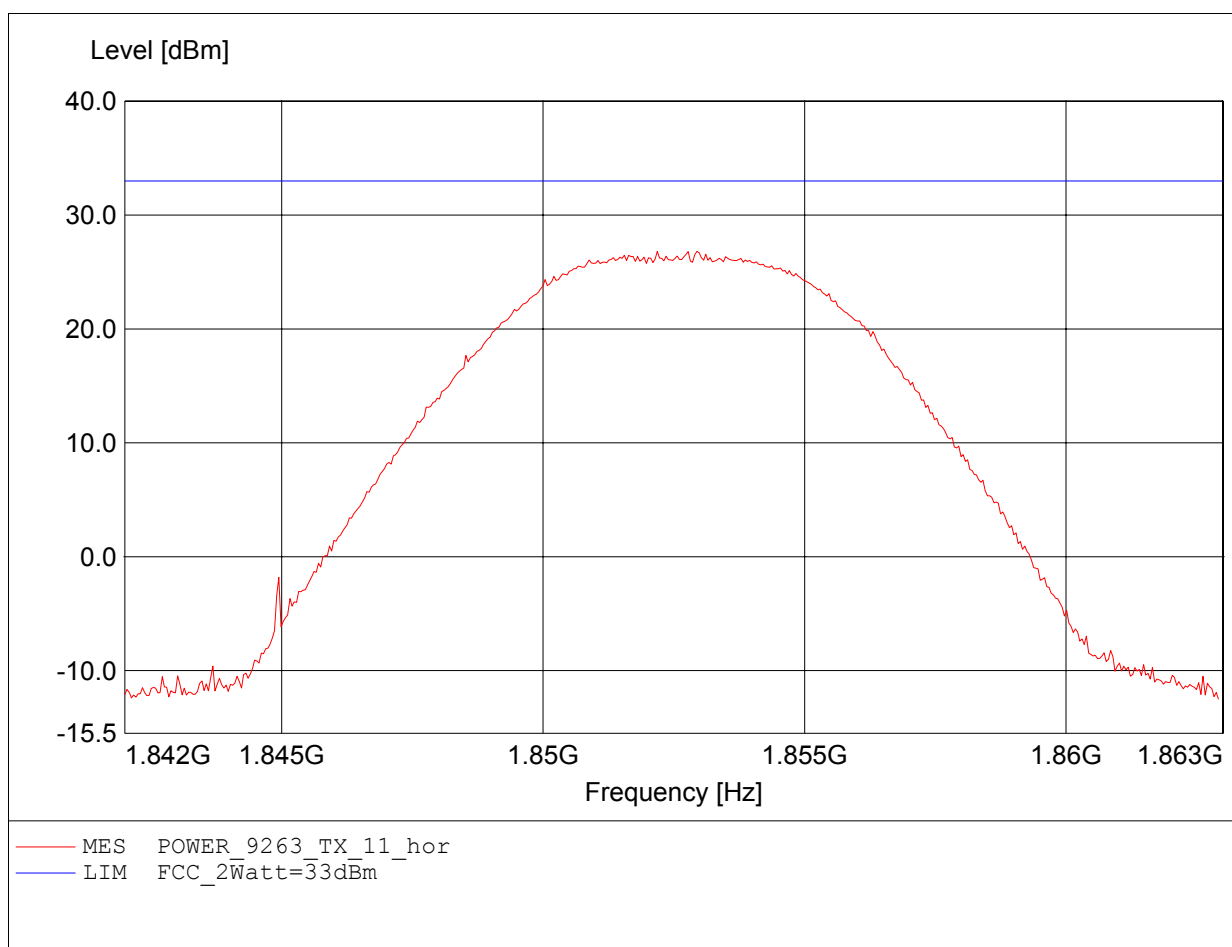
Approval Holder: Leica Geosystems AG  
EUT / Model: Field controller  
CS10 / EUT horizontal / Mode: HSDPA  
Test Site / Operator: Eurofins Product Service GmbH / Mr. Pudell  
Test Conditions 1: Tnom: 25°C / Unom.: 7.4V battery  
Test Conditions 2: Freq. / CH: 9263  
Comment 1: Dist.: 3m, Ant.: HL025  
Comment 2: Freq: 1.852GHz, Pmax: 24.52dBm, RBW: 3MHz





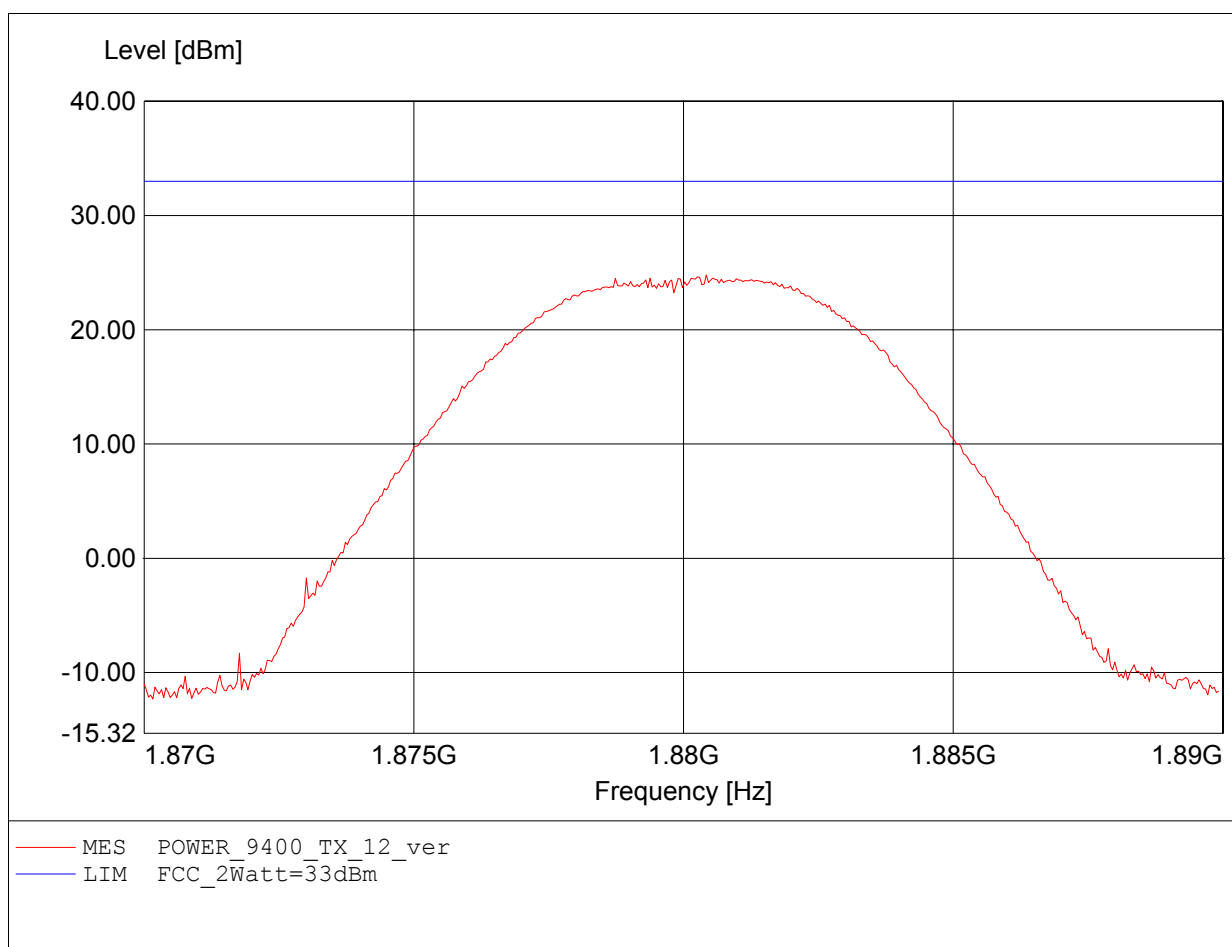
**Equivalent Isotropically Radiated Power  
FCC RULES PART 24 SUBPART E**

Approval Holder: Leica Geosystems AG  
EUT / Model: Field controller  
CS10 / EUT horizontal / Mode: HSDPA  
Test Site / Operator: Eurofins Product Service GmbH / Mr. Pudell  
Test Conditions 1: Tnom: 25°C / Unom.: 7.4V battery  
Test Conditions 2: Freq. / CH: 9263  
Comment 1: Dist.: 3m, Ant.: HL025  
Comment 2: Freq: 1.853GHz, Pmax: 26.82dBm, RBW: 3MHz



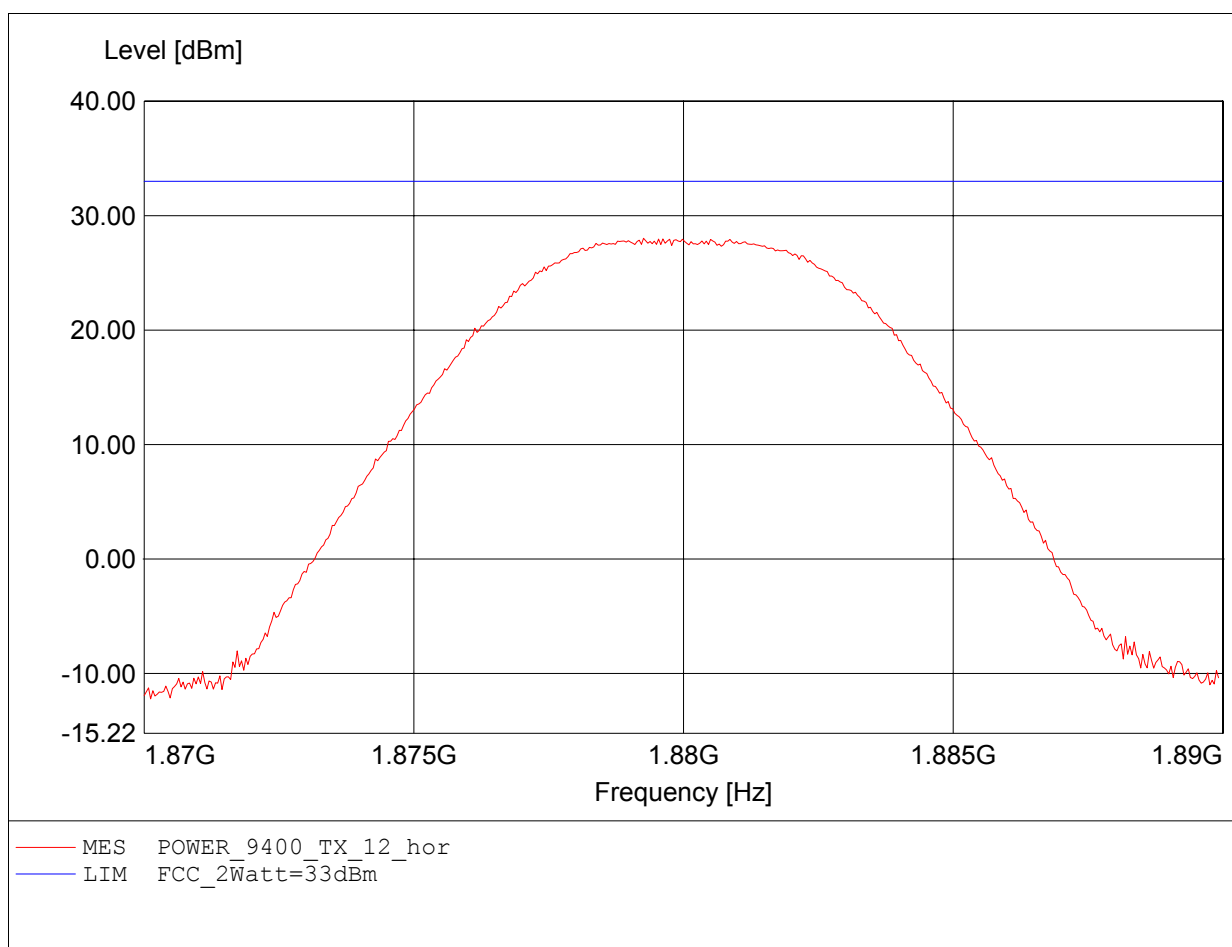
**Equivalent Isotropically Radiated Power  
FCC RULES PART 24 SUBPART E**

Approval Holder: Leica Geosystems AG  
EUT / Model: Field controller  
CS10 / EUT horizontal / Mode: HSDPA  
Test Site / Operator: Eurofins Product Service GmbH / Mr. Pudell  
Test Conditions 1: Tnom: 25°C / Unom.: 7.4V battery  
Test Conditions 2: Freq. / CH: 9400  
Comment 1: Dist.: 3m, Ant.: HL025  
Comment 2: Freq: 1.880GHz, Pmax: 24.80dBm, RBW: 3MHz



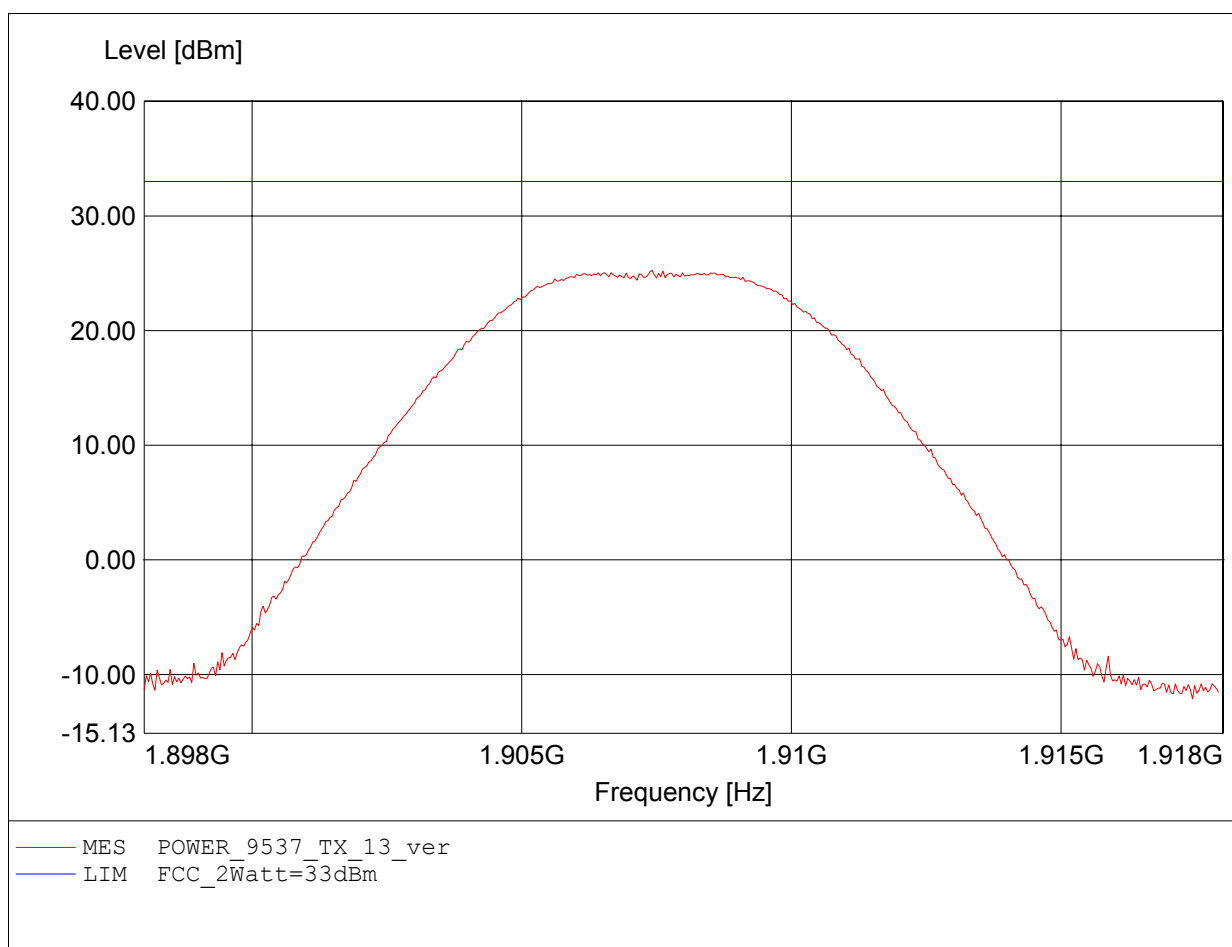
**Equivalent Isotropically Radiated Power  
FCC RULES PART 24 SUBPART E**

Approval Holder: Leica Geosystems AG  
EUT / Model: Field controller  
CS10 / EUT horizontal / Mode: HSDPA  
Test Site / Operator: Eurofins Product Service GmbH / Mr. Pudell  
Test Conditions 1: Tnom: 25°C / Unom.: 7.4V battery  
Test Conditions 2: Freq. / CH: 9400  
Comment 1: Dist.: 3m, Ant.: HL025  
Comment 2: Freq: 1.879GHz, Pmax: 28.03dBm, RBW: 3MHz



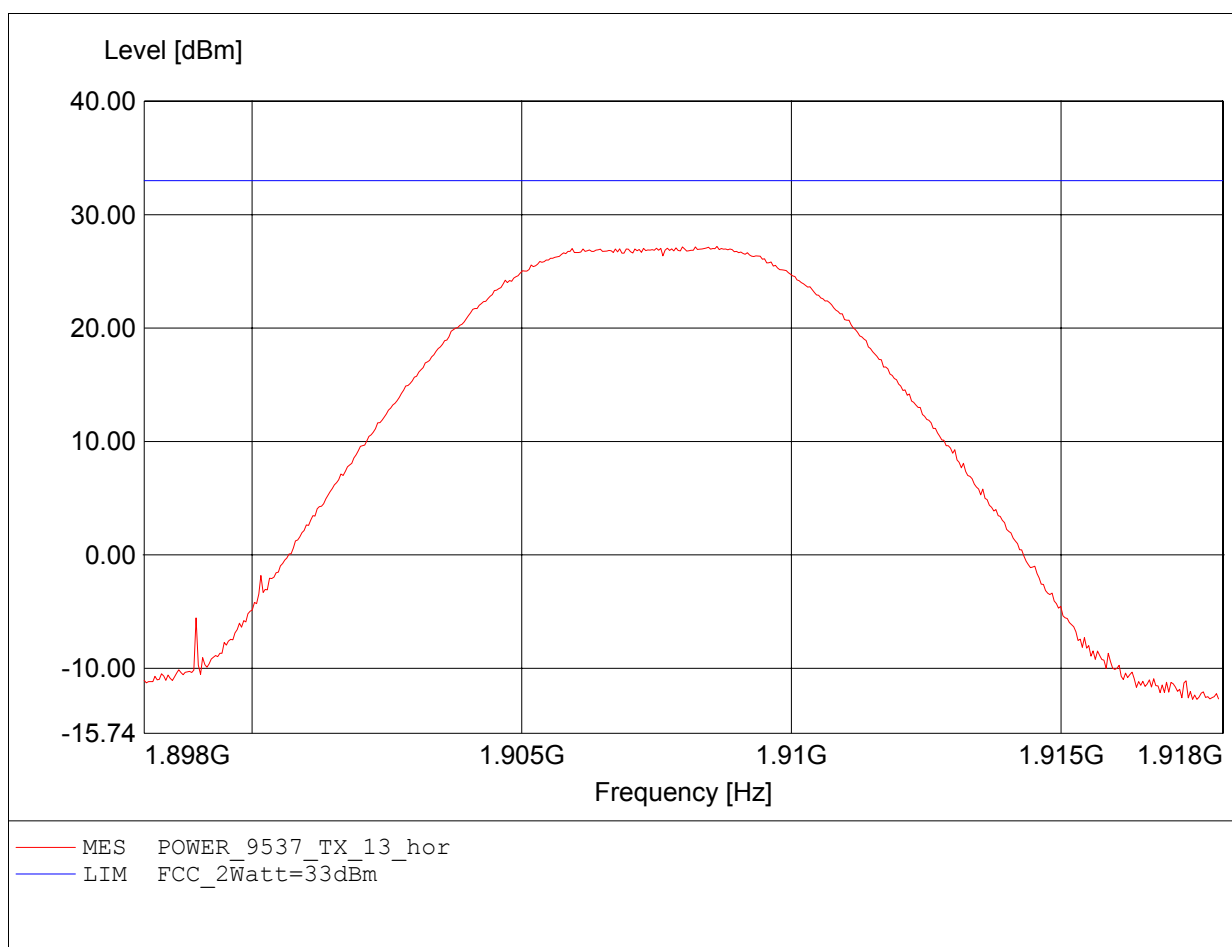
**Equivalent Isotropically Radiated Power  
FCC RULES PART 24 SUBPART E**

Approval Holder: Leica Geosystems AG  
EUT / Model: Field controller  
CS10 / EUT horizontal / Mode: HSDPA  
Test Site / Operator: Eurofins Product Service GmbH / Mr. Pudell  
Test Conditions 1: Tnom: 25°C / Unom.: 7.4V battery  
Test Conditions 2: Freq. / CH: 9537  
Comment 1: Dist.: 3m, Ant.: HL025  
Comment 2: Freq: 1.907GHz, Pmax: 25.24dBm, RBW: 3MHz



**Equivalent Isotropically Radiated Power  
FCC RULES PART 24 SUBPART E**

Approval Holder: Leica Geosystems AG  
 EUT / Model: Field controller  
 CS10 / EUT horizontal / Mode: HSDPA  
 Test Site / Operator: Eurofins Product Service GmbH / Mr. Pudell  
 Test Conditions 1: Tnom: 25°C / Unom.: 7.4V battery  
 Test Conditions 2: Freq. / CH: 9537  
 Comment 1: Dist.: 3m, Ant.: HL025  
 Comment 2: Freq: 1.909GHz, Pmax: 27.20dBm, RBW: 3MHz

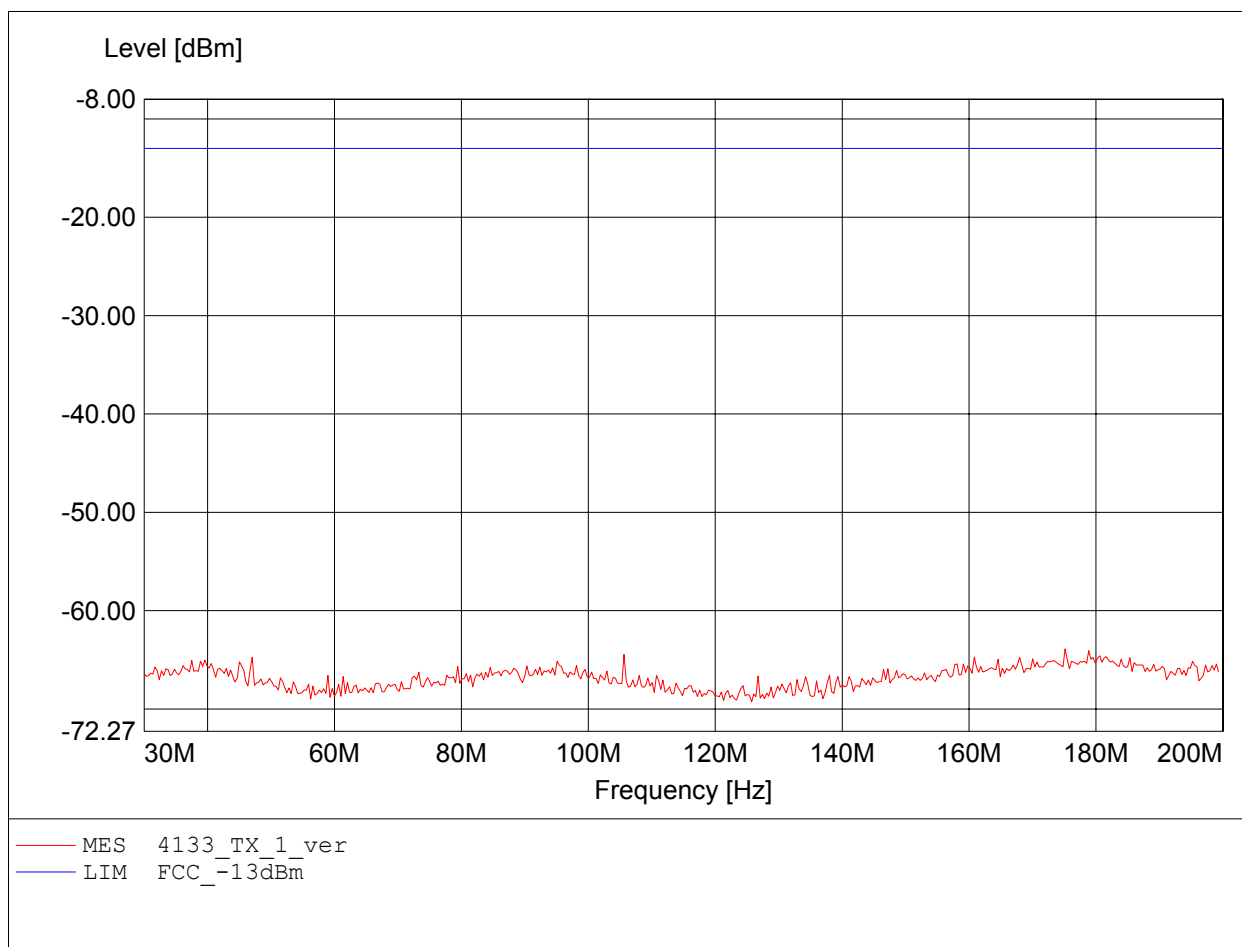


## **Annex C**

Spurious emission radiated

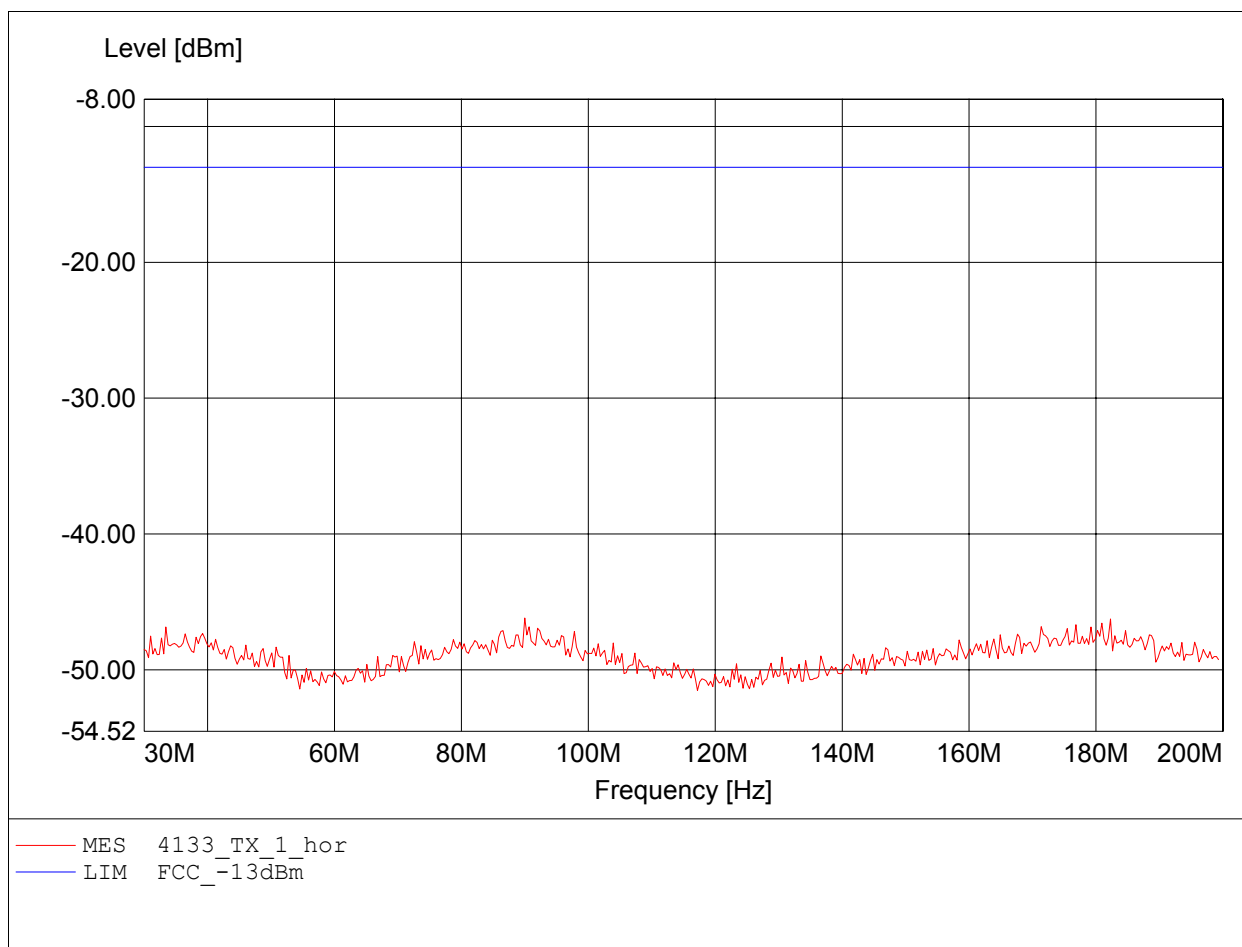
**Radiated Emissions Tx**  
**FCC RULES PART 22 SUBPART H**

Approval Holder: Leica Geosystems AG  
EUT / Model: Field controller  
CS10 / EUT horizontal / Mode: HSDPA  
Test Site / Operator: Eurofins Product Service GmbH / Mr. Pudell  
Test Conditions 1: Tnom: 25°C / Unom.: 7.4V battery  
Test Conditions 2: Freq. / CH: 4133  
Comment 1: Dist.: 3m, Ant.: HK 116  
Comment 2: Freq: 175.130MHz, Pmax: -63.88dBm, RBW: 100kHz



**Radiated Emissions Tx**  
**FCC RULES PART 22 SUBPART H**

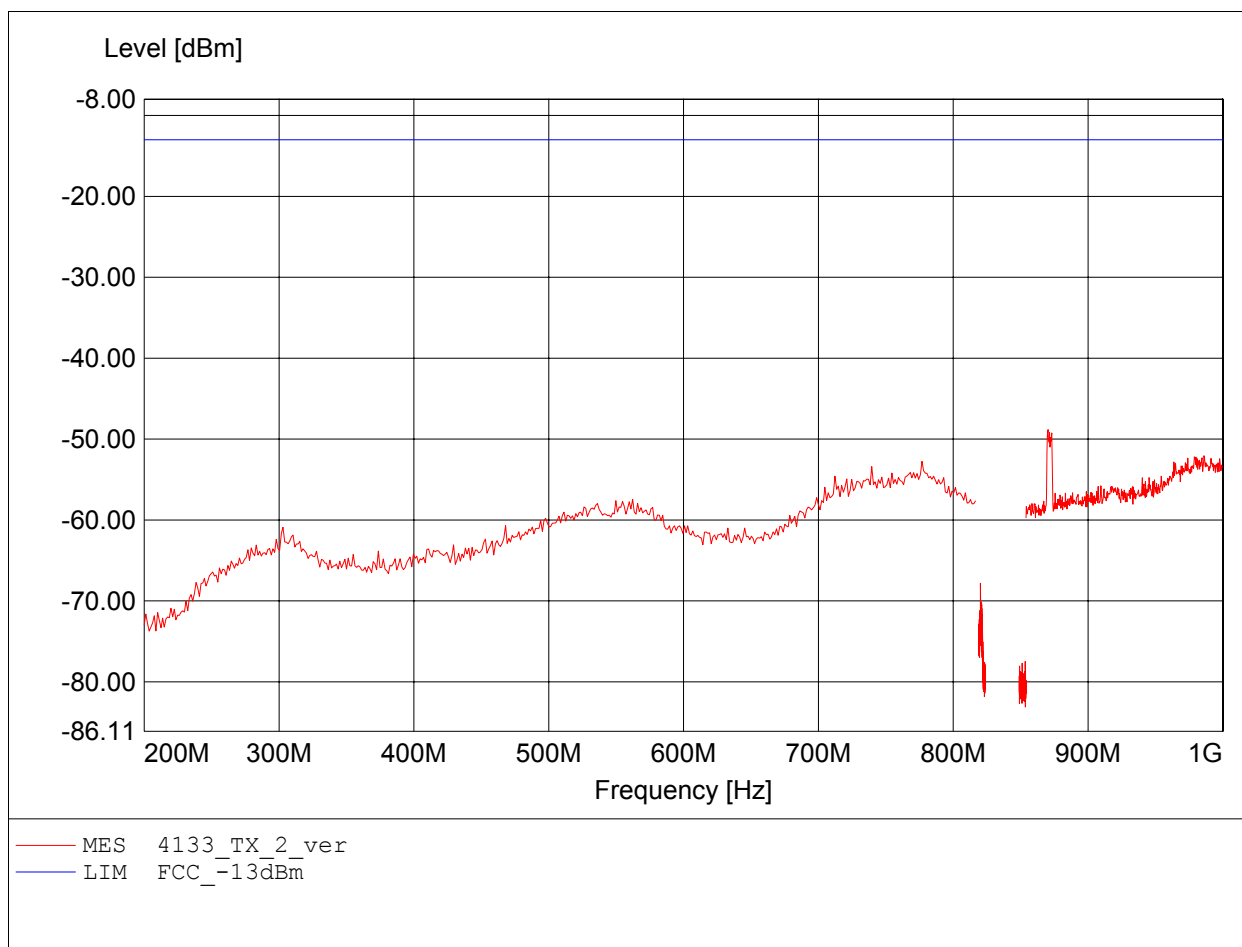
Approval Holder: Leica Geosystems AG  
EUT / Model: Field controller  
CS10 / EUT horizontal / Mode: HSDPA  
Test Site / Operator: Eurofins Product Service GmbH / Mr. Pudell  
Test Conditions 1: Tnom: 25°C / Unom.: 7.4V battery  
Test Conditions 2: Freq. / CH: 4133  
Comment 1: Dist.: 3m, Ant.: HK 116  
Comment 2: Freq: 89.960MHz, Pmax: -46.18dBm, RBW: 100kHz





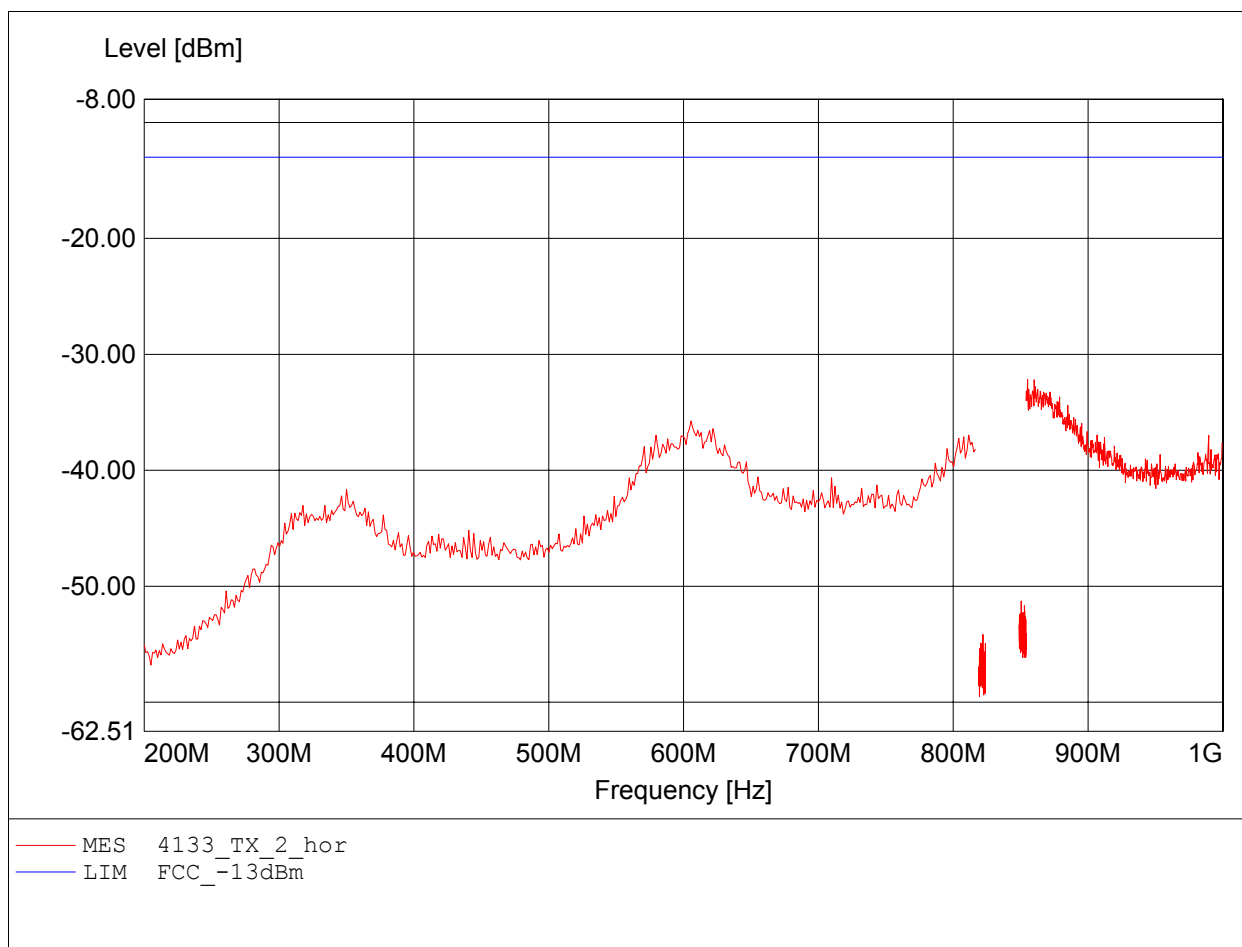
**Radiated Emissions Tx**  
**FCC RULES PART 22 SUBPART H**

Approval Holder: Leica Geosystems AG  
EUT / Model: Field controller  
CS10 / EUT horizontal / Mode: HSDPA  
Test Site / Operator: Eurofins Product Service GmbH / Mr. Pudell  
Test Conditions 1: Tnom: 25°C / Unom.: 7.4V battery  
Test Conditions 2: Freq. / CH: 4133  
Comment 1: Dist.: 3m, Ant.: HL 223+notch  
Comment 2: Freq: 870.385MHz, Pmax: -48.82dBm, RBW: 100kHz



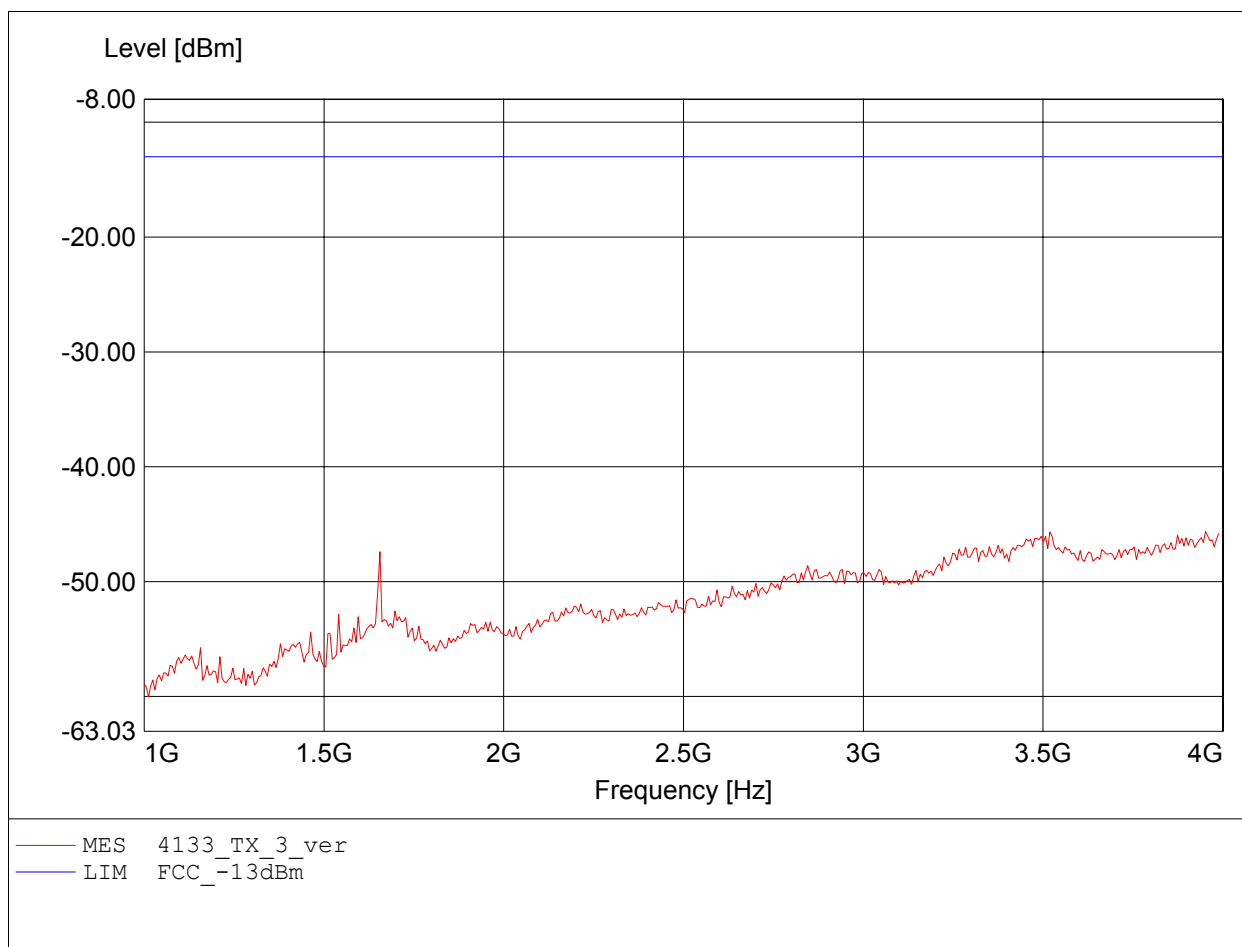
**Radiated Emissions Tx**  
**FCC RULES PART 22 SUBPART H**

Approval Holder: Leica Geosystems AG  
EUT / Model: Field controller  
CS10 / EUT horizontal / Mode: HSDPA  
Test Site / Operator: Eurofins Product Service GmbH / Mr. Pudell  
Test Conditions 1: Tnom: 25°C / Unom.: 7.4V battery  
Test Conditions 2: Freq. / CH: 4133  
Comment 1: Dist.: 3m, Ant.: HL 223+notch  
Comment 2: Freq: 855.170MHz, Pmax: -32.17dBm, RBW: 100kHz



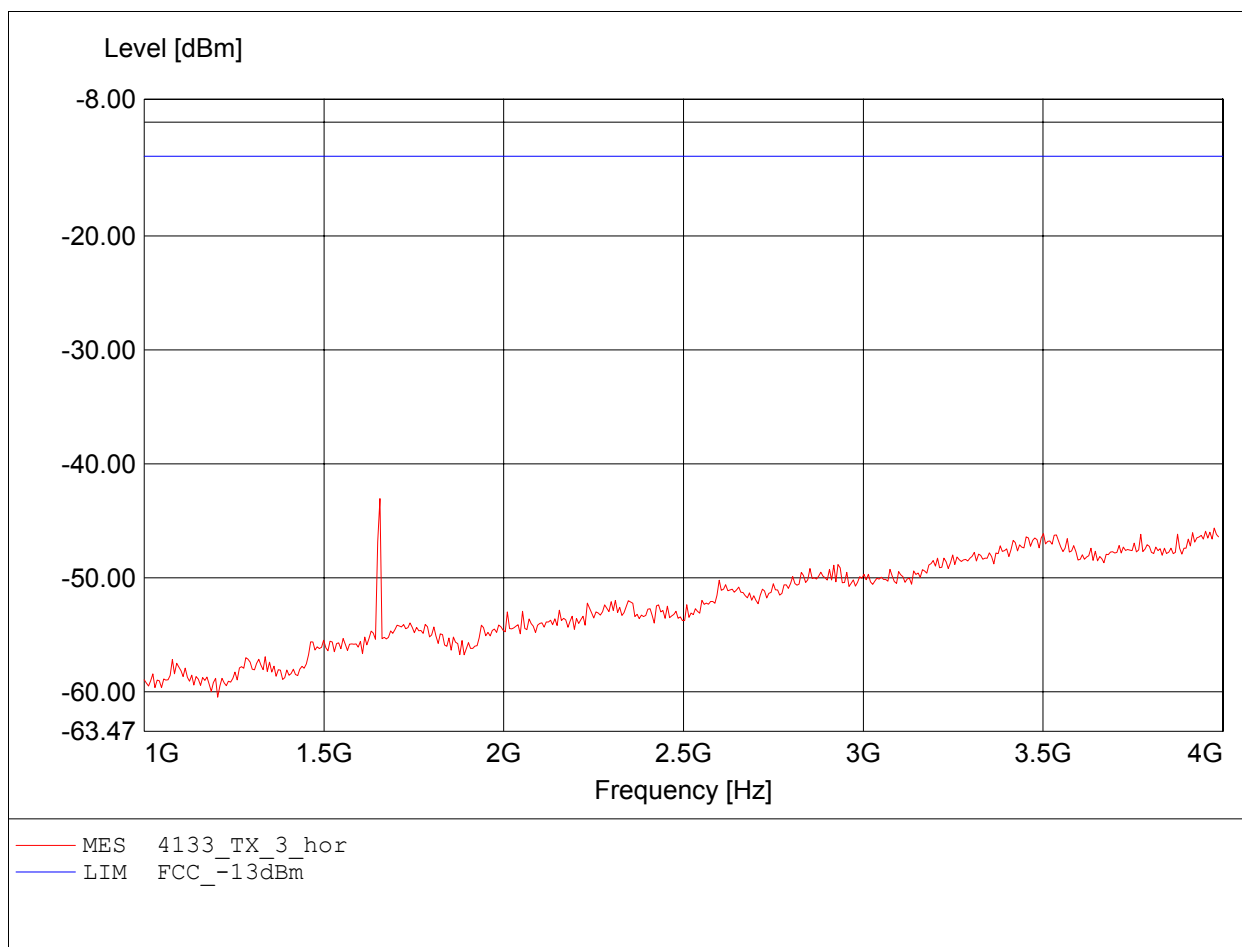
**Radiated Emissions Tx**  
**FCC RULES PART 22 SUBPART H**

Approval Holder: Leica Geosystems AG  
EUT / Model: Field controller  
CS10 / EUT horizontal / Mode: HSDPA  
Test Site / Operator: Eurofins Product Service GmbH / Mr. Pudell  
Test Conditions 1: Tnom: 25°C / Unom.: 7.4V battery  
Test Conditions 2: Freq. / CH: 4133  
Comment 1: Dist.: 3m, Ant.: HL025, ampl.+HP.  
Comment 2: Freq: 3.952GHz, Pmax: -45.64dBm, RBW: 1MHz



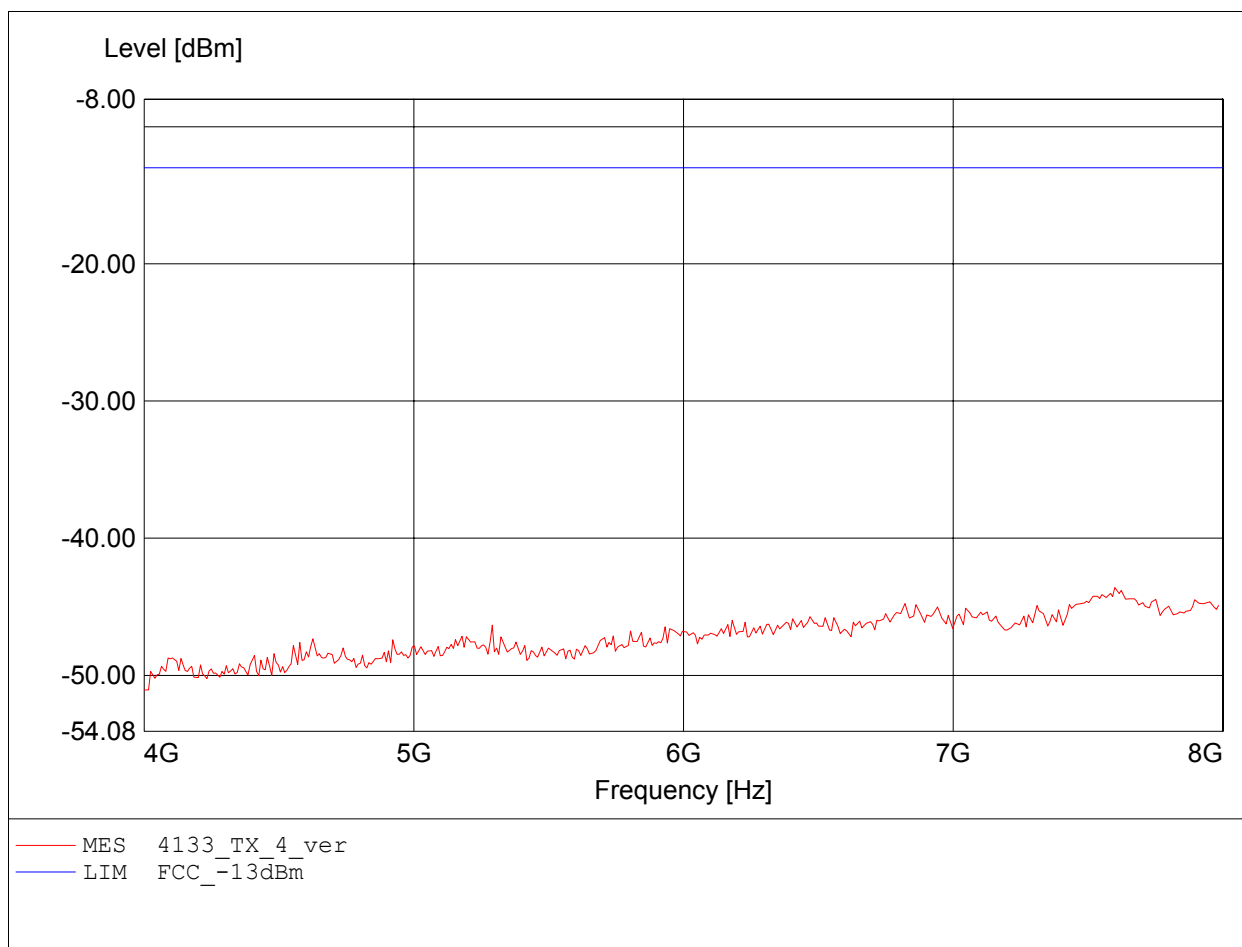
**Radiated Emissions Tx**  
**FCC RULES PART 22 SUBPART H**

Approval Holder: Leica Geosystems AG  
EUT / Model: Field controller  
CS10 / EUT horizontal / Mode: HSDPA  
Test Site / Operator: Eurofins Product Service GmbH / Mr. Pudell  
Test Conditions 1: Tnom: 25°C / Unom.: 7.4V battery  
Test Conditions 2: Freq. / CH: 4133  
Comment 1: Dist.: 3m, Ant.: HL025, ampl.+HP.  
Comment 2: Freq: 1.655GHz, Pmax: -43.05dBm, RBW: 1MHz



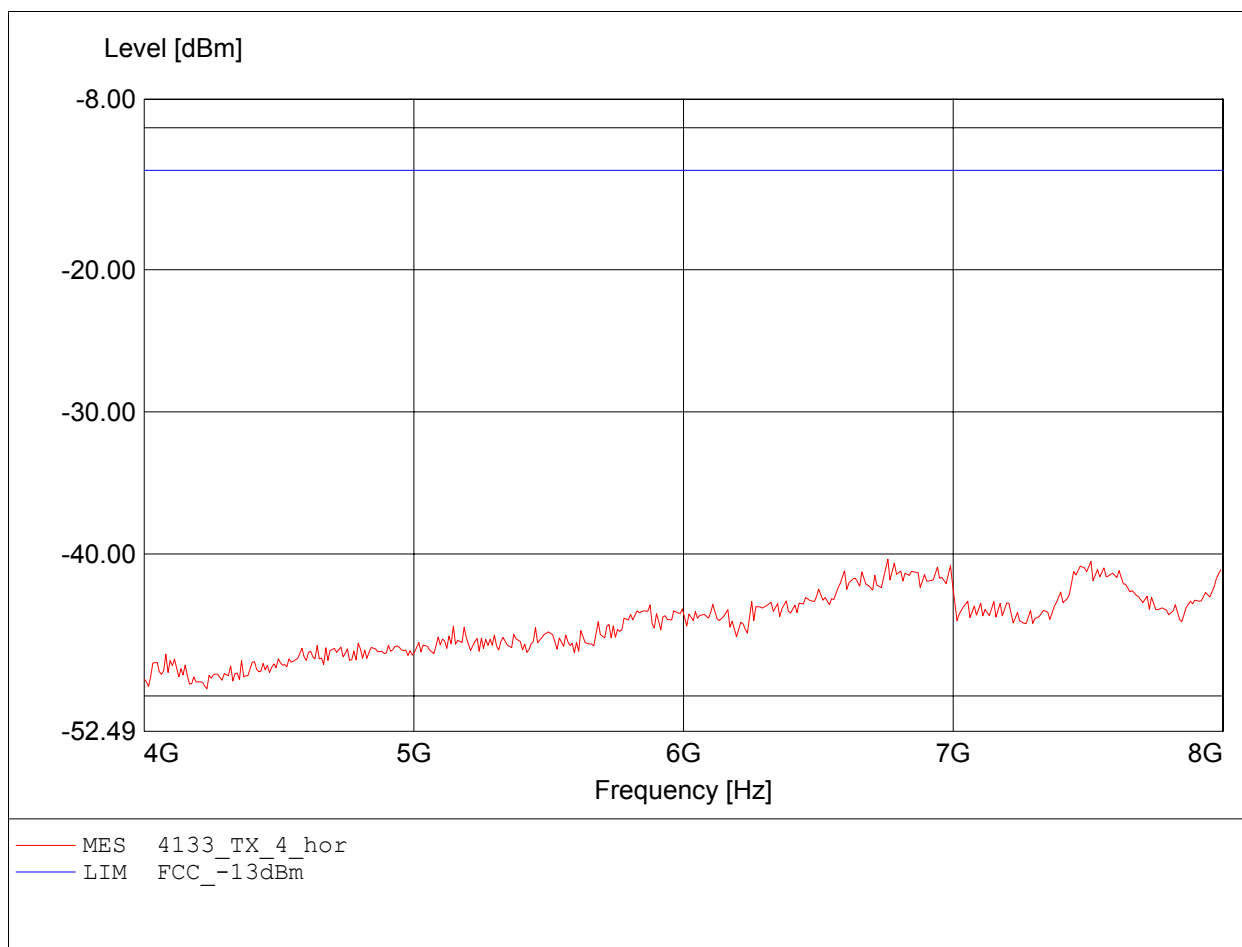
**Radiated Emissions Tx**  
**FCC RULES PART 22 SUBPART H**

Approval Holder: Leica Geosystems AG  
EUT / Model: Field controller  
CS10 / EUT horizontal / Mode: HSDPA  
Test Site / Operator: Eurofins Product Service GmbH / Mr. Pudell  
Test Conditions 1: Tnom: 25°C / Unom.: 7.4V battery  
Test Conditions 2: Freq. / CH: 4133  
Comment 1: Dist.: 3m, Ant.: HL025, ampl.+HP.  
Comment 2: Freq: 7.599GHz, Pmax: -43.60dBm, RBW: 1MHz



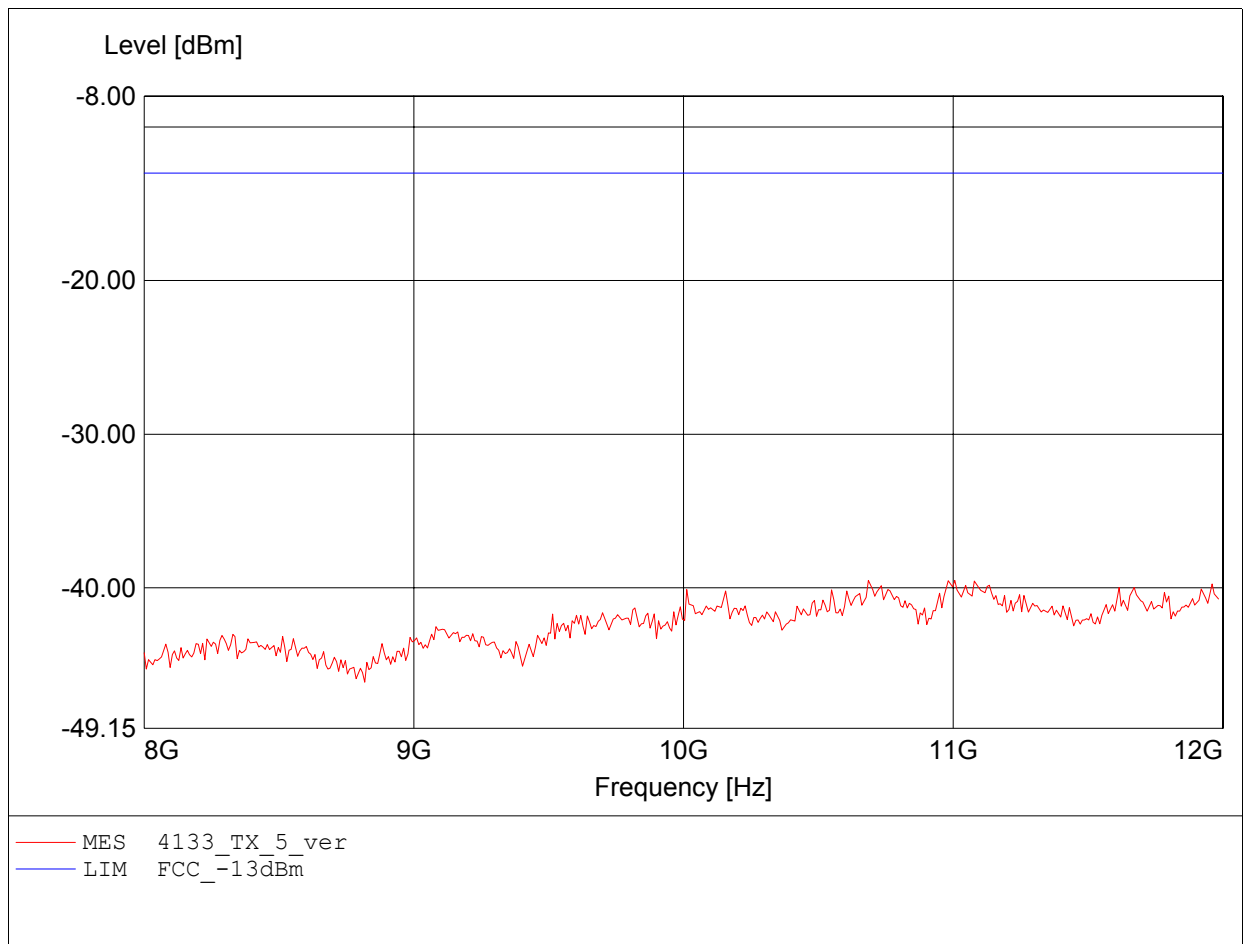
**Radiated Emissions Tx**  
**FCC RULES PART 22 SUBPART H**

Approval Holder: Leica Geosystems AG  
EUT / Model: Field controller  
CS10 / EUT horizontal / Mode: HSDPA  
Test Site / Operator: Eurofins Product Service GmbH / Mr. Pudell  
Test Conditions 1: Tnom: 25°C / Unom.: 7.4V battery  
Test Conditions 2: Freq. / CH: 4133  
Comment 1: Dist.: 3m, Ant.: HL025, ampl.+HP.  
Comment 2: Freq: 6.758GHz, Pmax: -40.38dBm, RBW: 1MHz



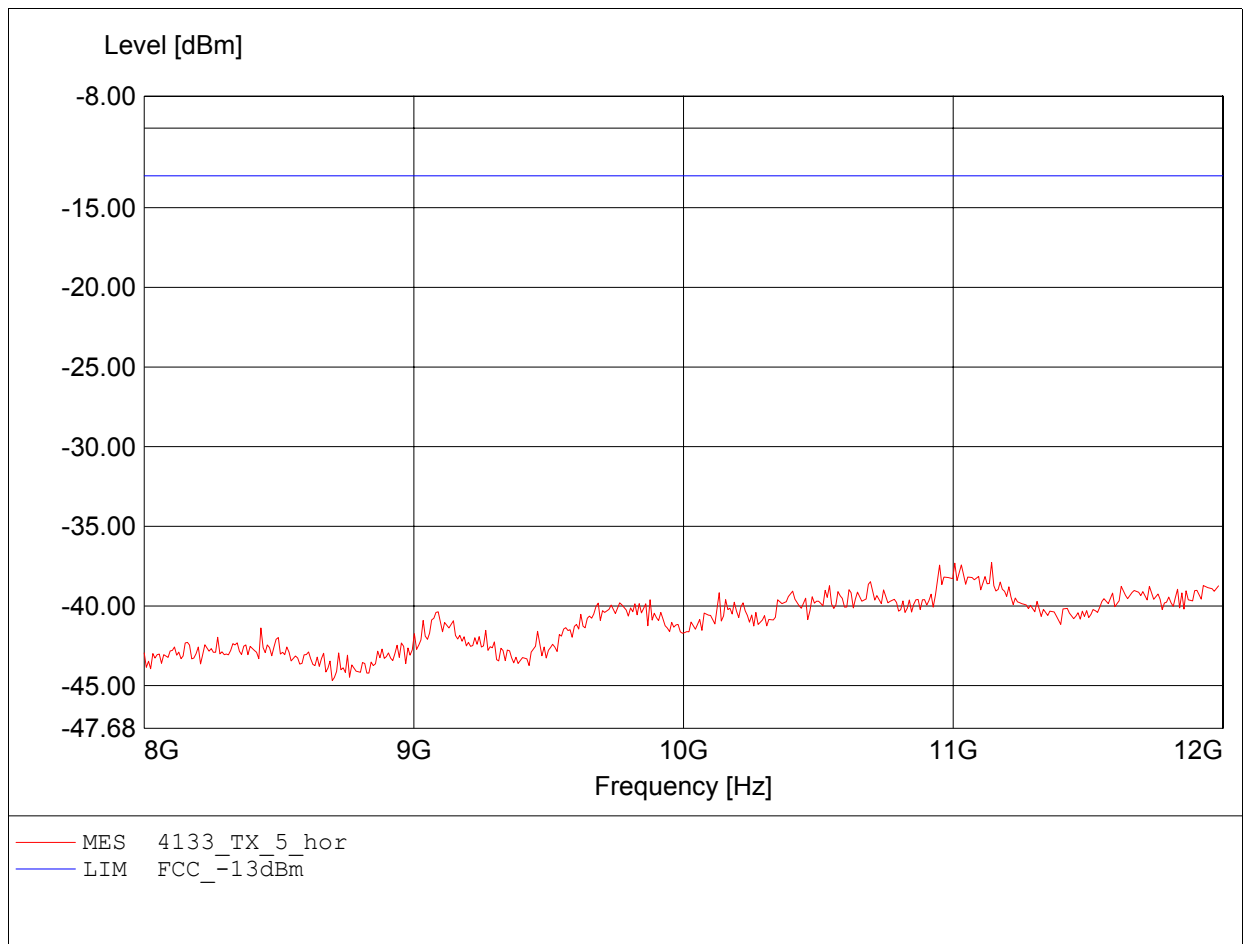
**Radiated Emissions Tx**  
**FCC RULES PART 22 SUBPART H**

Approval Holder: Leica Geosystems AG  
EUT / Model: Field controller  
CS10 / EUT horizontal / Mode: HSDPA  
Test Site / Operator: Eurofins Product Service GmbH / Mr. Pudell  
Test Conditions 1: Tnom: 25°C / Unom.: 7.4V battery  
Test Conditions 2: Freq. / CH: 4133  
Comment 1: Dist.: 3m, Ant.: HL025, ampl.+HP.  
Comment 2: Freq: 11.006GHz, Pmax: -39.52dBm, RBW: 1MHz



**Radiated Emissions Tx**  
**FCC RULES PART 22 SUBPART H**

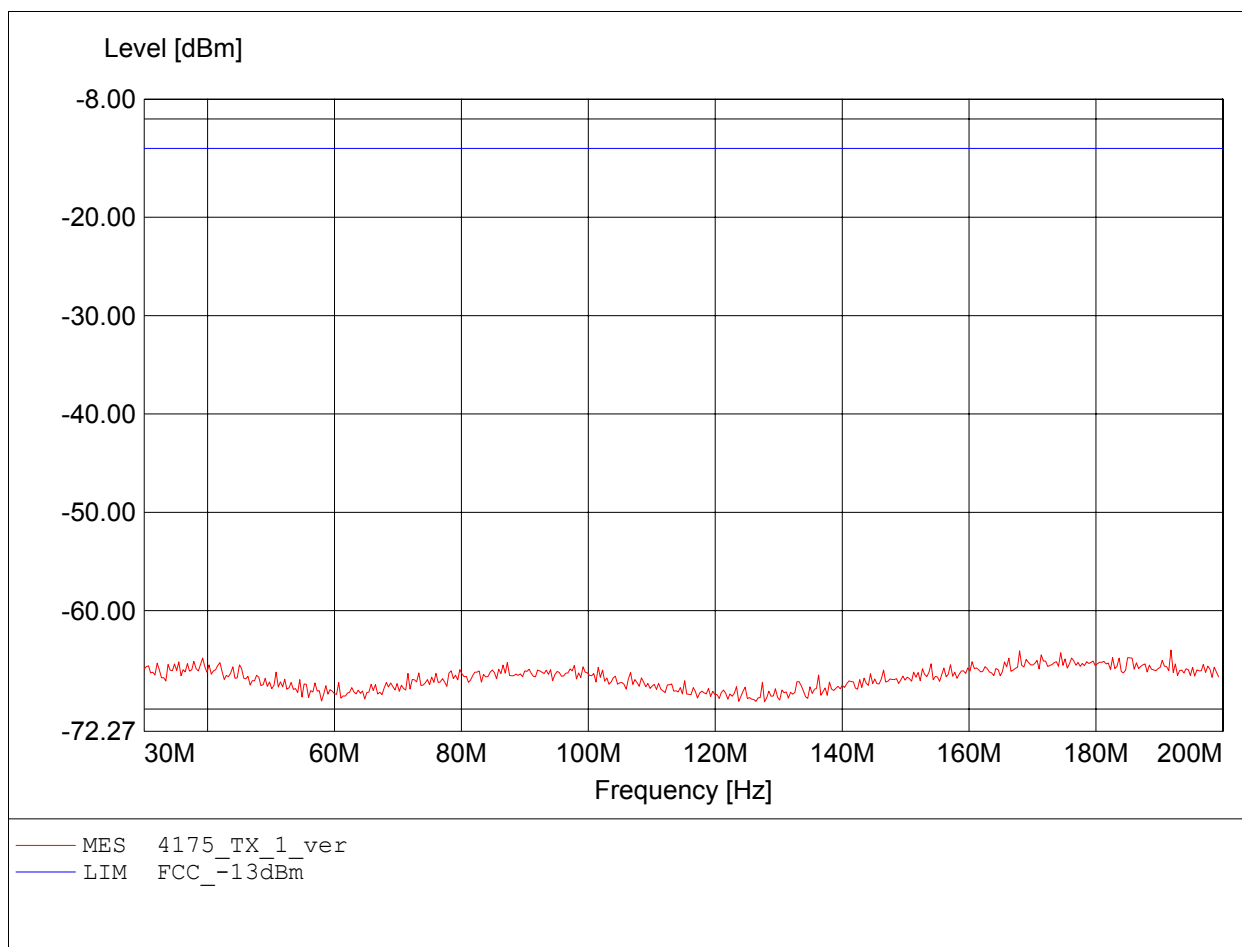
Approval Holder: Leica Geosystems AG  
 EUT / Model: Field controller  
 CS10 / EUT horizontal / Mode: HSDPA  
 Test Site / Operator: Eurofins Product Service GmbH / Mr. Pudell  
 Test Conditions 1: Tnom: 25°C / Unom.: 7.4V battery  
 Test Conditions 2: Freq. / CH: 4133  
 Comment 1: Dist.: 3m, Ant.: HL025, ampl.+HP.  
 Comment 2: Freq: 11.142GHz, Pmax: -37.26dBm, RBW: 1MHz





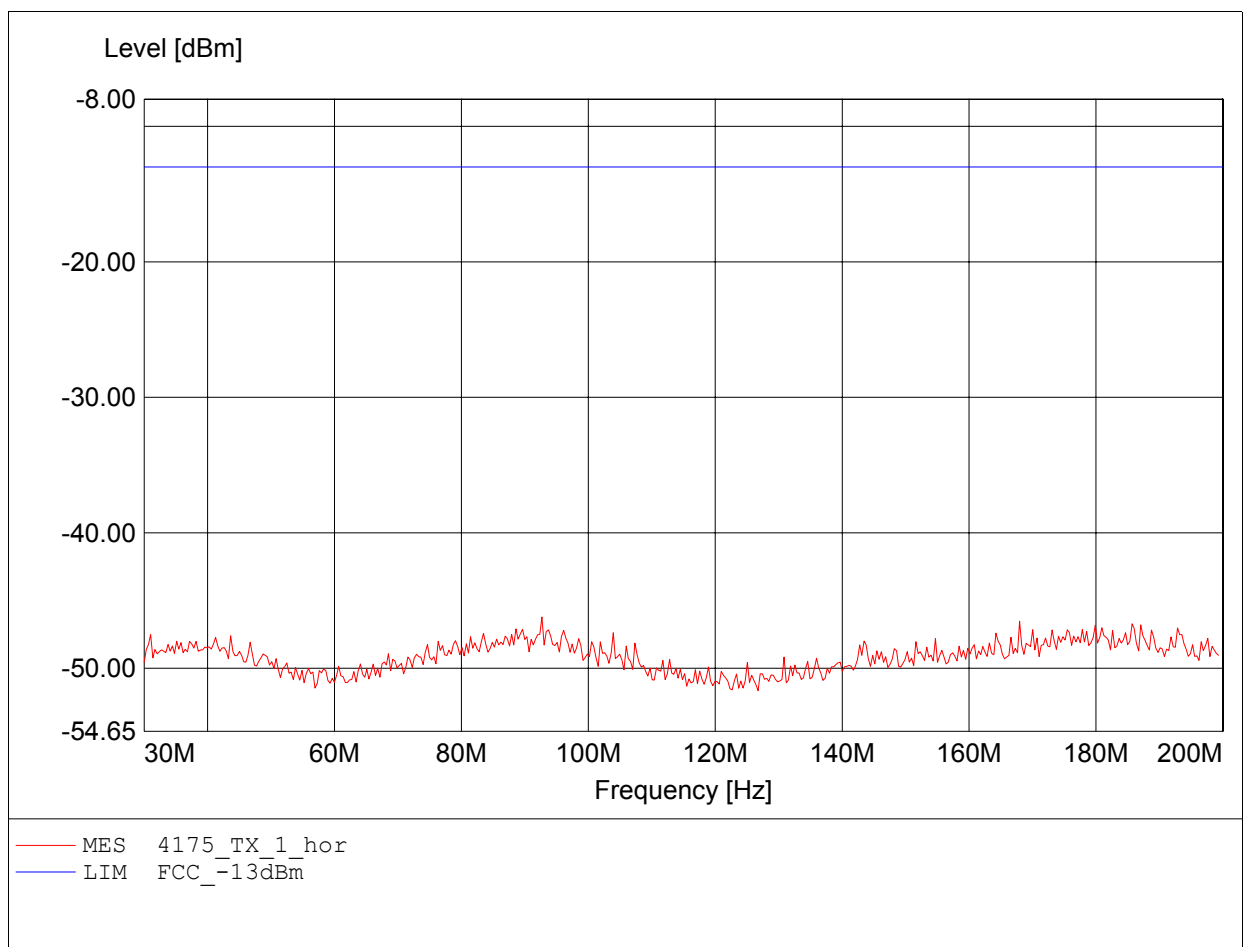
**Radiated Emissions Tx**  
**FCC RULES PART 22 SUBPART H**

Approval Holder: Leica Geosystems AG  
EUT / Model: Field controller  
CS10 / EUT horizontal / Mode: HSDPA  
Test Site / Operator: Eurofins Product Service GmbH / Mr. Pudell  
Test Conditions 1: Tnom: 25°C / Unom.: 7.4V battery  
Test Conditions 2: Freq. / CH: 4175  
Comment 1: Dist.: 3m, Ant.: HK 116  
Comment 2: Freq: 191.824MHz, Pmax: -64.01dBm, RBW: 100kHz



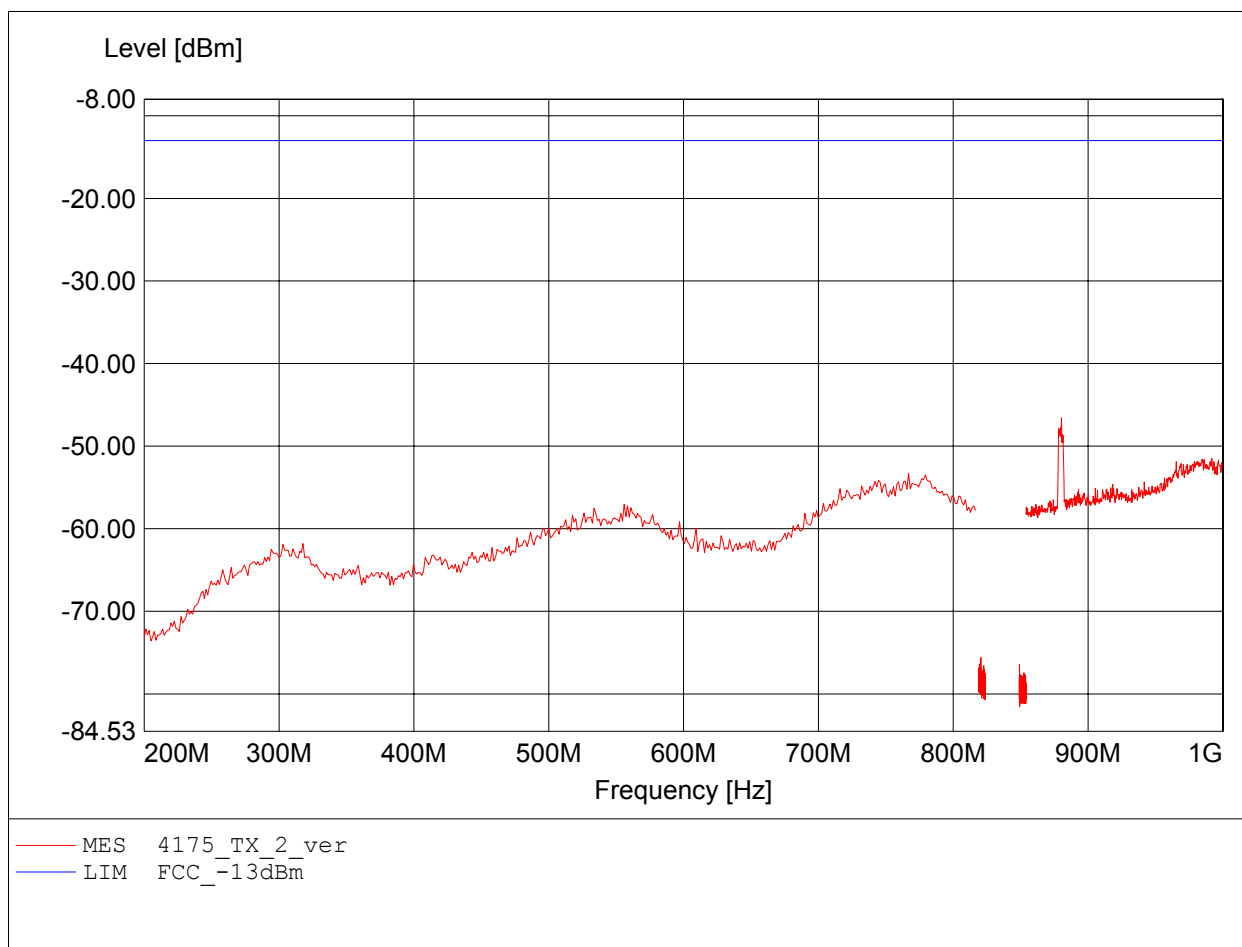
**Radiated Emissions Tx**  
**FCC RULES PART 22 SUBPART H**

Approval Holder: Leica Geosystems AG  
EUT / Model: Field controller  
CS10 / EUT horizontal / Mode: HSDPA  
Test Site / Operator: Eurofins Product Service GmbH / Mr. Pudell  
Test Conditions 1: Tnom: 25°C / Unom.: 7.4V battery  
Test Conditions 2: Freq. / CH: 4175  
Comment 1: Dist.: 3m, Ant.: HK 116  
Comment 2: Freq: 92.685MHz, Pmax: -46.21dBm, RBW: 100kHz



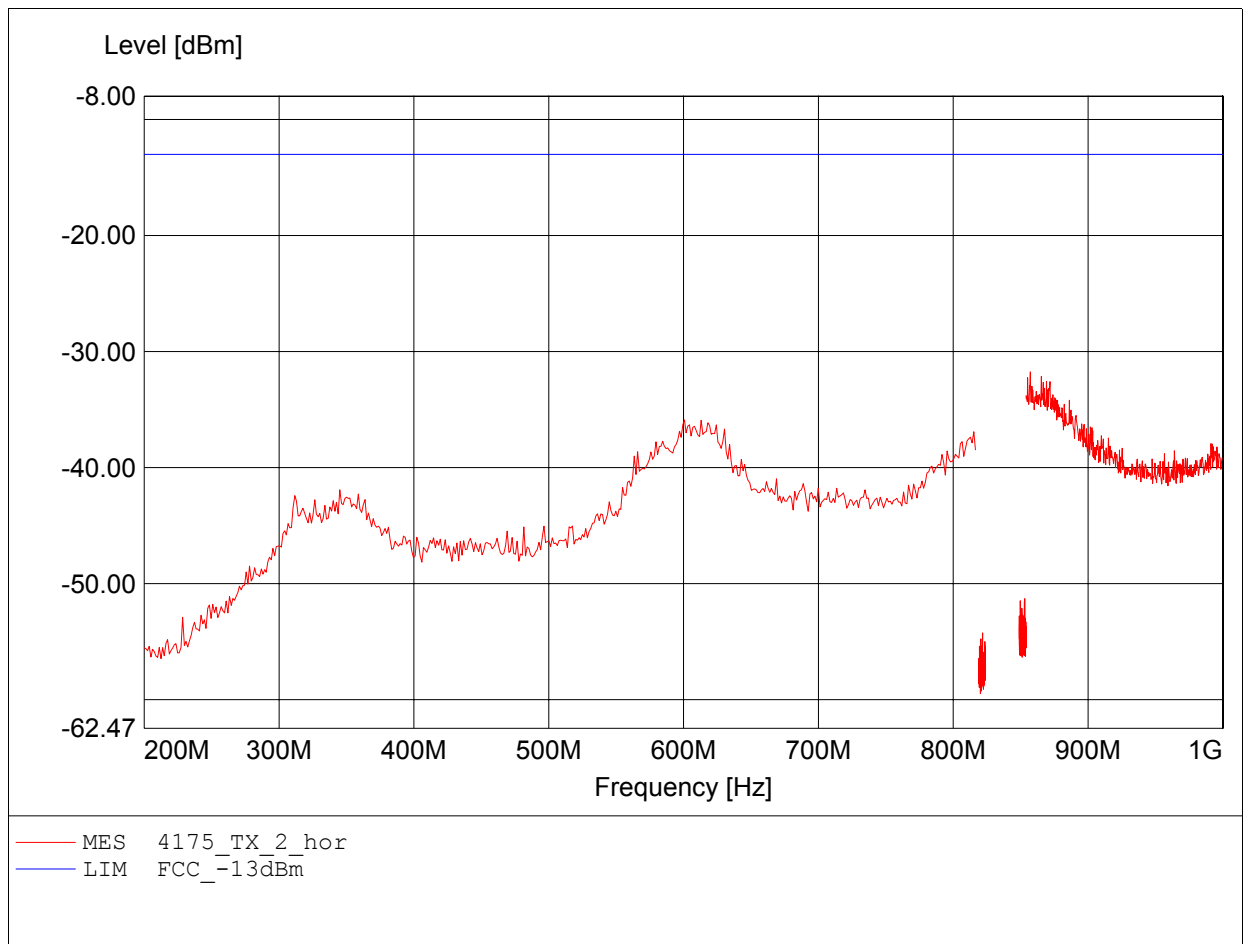
**Radiated Emissions Tx**  
**FCC RULES PART 22 SUBPART H**

Approval Holder: Leica Geosystems AG  
EUT / Model: Field controller  
CS10 / EUT horizontal / Mode: HSDPA  
Test Site / Operator: Eurofins Product Service GmbH / Mr. Pudell  
Test Conditions 1: Tnom: 25°C / Unom.: 7.4V battery  
Test Conditions 2: Freq. / CH: 4175  
Comment 1: Dist.: 3m, Ant.: HL 223+notch  
Comment 2: Freq: 880.333MHz, Pmax: -46.57dBm, RBW: 100kHz



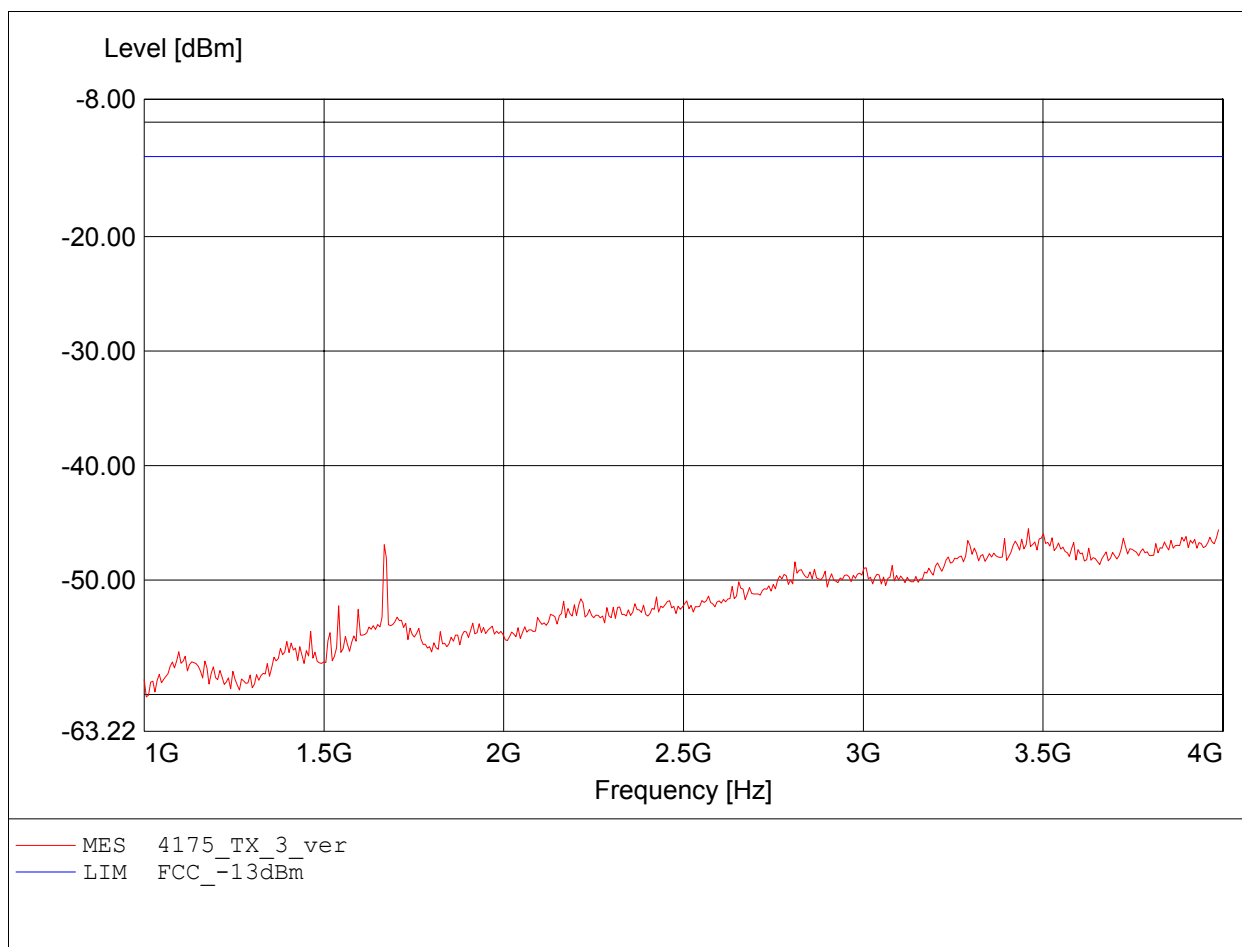
**Radiated Emissions Tx**  
**FCC RULES PART 22 SUBPART H**

Approval Holder: Leica Geosystems AG  
EUT / Model: Field controller  
CS10 / EUT horizontal / Mode: HSDPA  
Test Site / Operator: Eurofins Product Service GmbH / Mr. Pudell  
Test Conditions 1: Tnom: 25°C / Unom.: 7.4V battery  
Test Conditions 2: Freq. / CH: 4175  
Comment 1: Dist.: 3m, Ant.: HL 223+notch  
Comment 2: Freq: 857.218MHz, Pmax: -31.75dBm, RBW: 100kHz



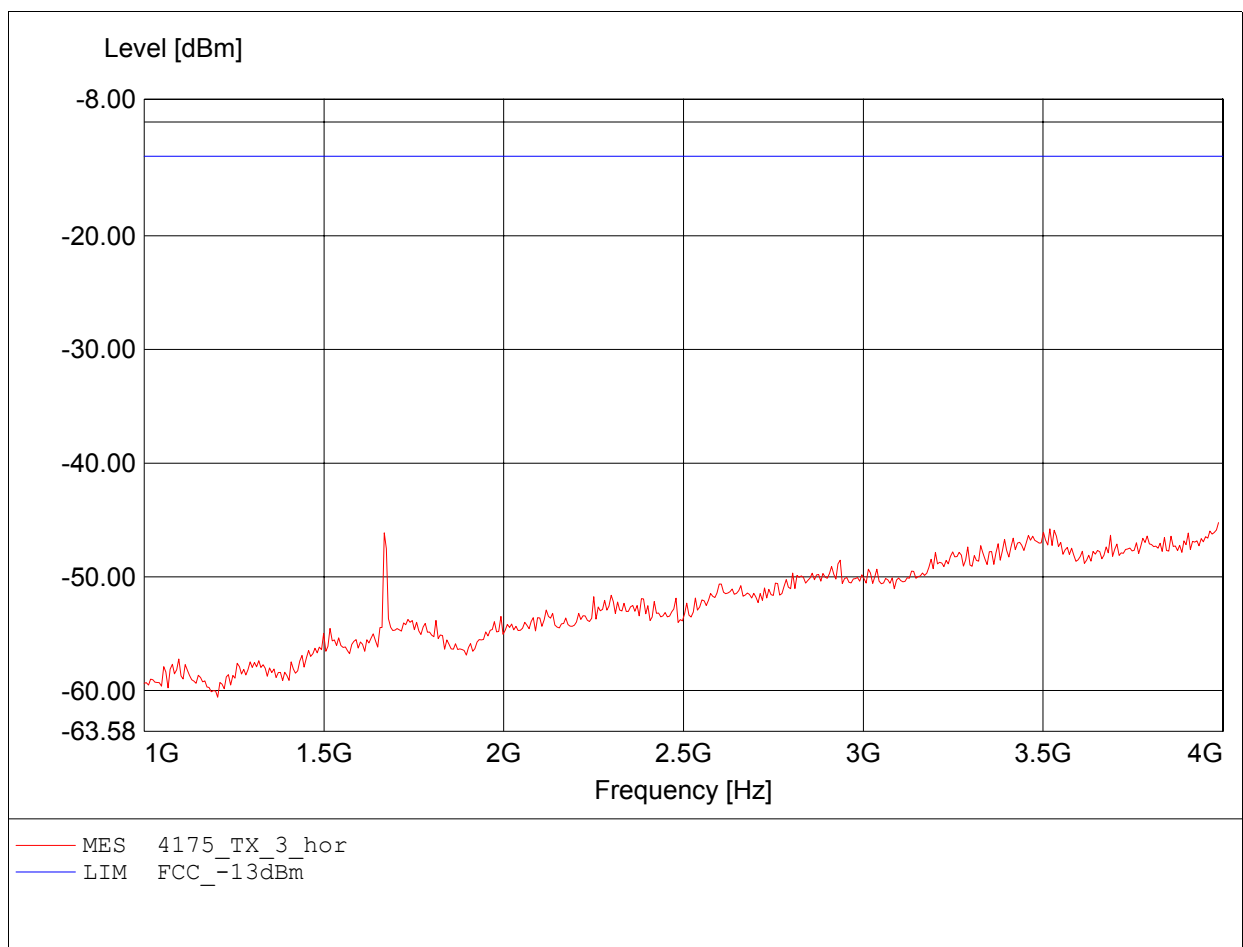
**Radiated Emissions Tx**  
**FCC RULES PART 22 SUBPART H**

Approval Holder: Leica Geosystems AG  
EUT / Model: Field controller  
CS10 / EUT horizontal / Mode: HSDPA  
Test Site / Operator: Eurofins Product Service GmbH / Mr. Pudell  
Test Conditions 1: Tnom: 25°C / Unom.: 7.4V battery  
Test Conditions 2: Freq. / CH: 4175  
Comment 1: Dist.: 3m, Ant.: HL025, ampl.+HP.  
Comment 2: Freq: 3.459GHz, Pmax: -45.51dBm, RBW: 1MHz



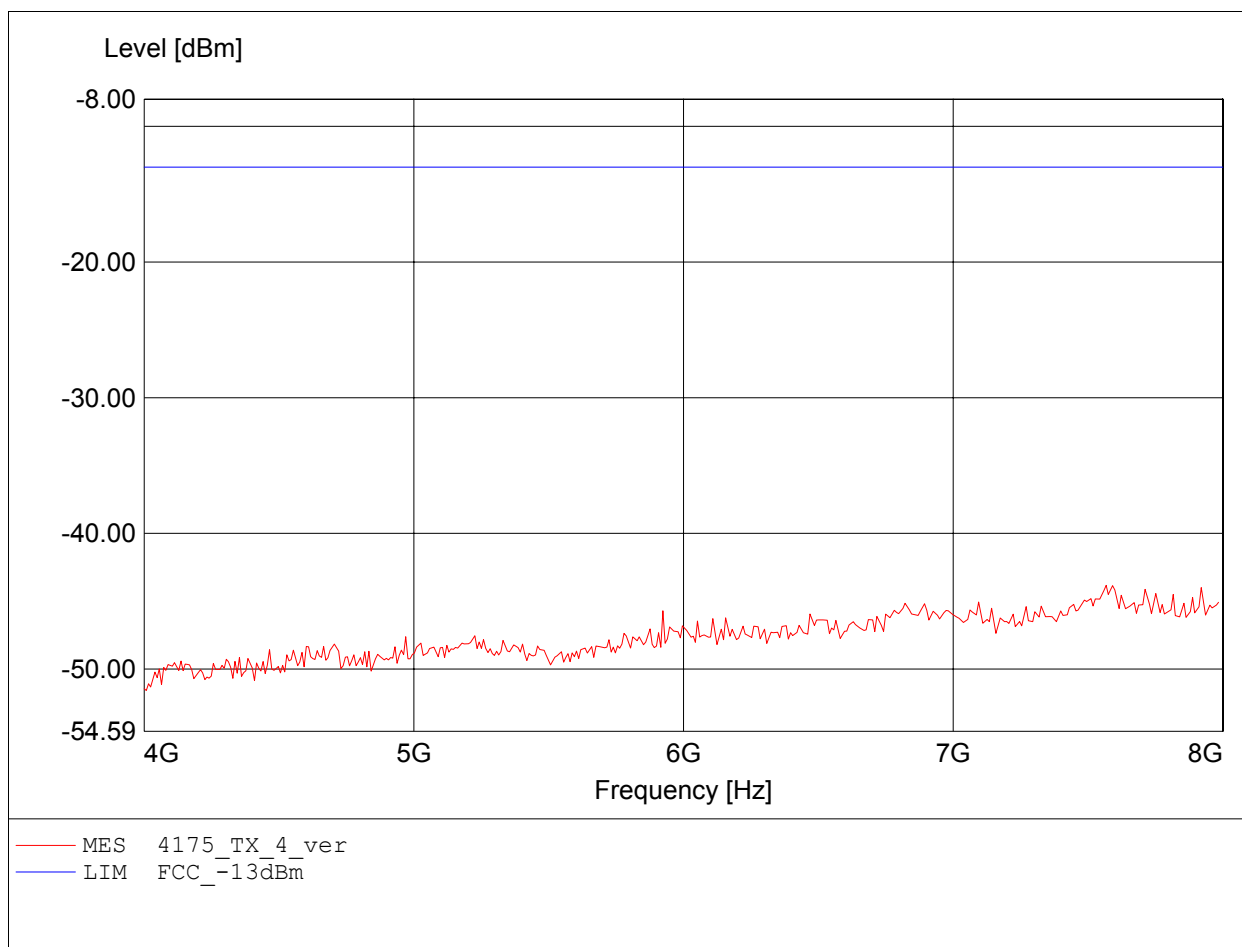
**Radiated Emissions Tx**  
**FCC RULES PART 22 SUBPART H**

Approval Holder: Leica Geosystems AG  
EUT / Model: Field controller  
CS10 / EUT horizontal / Mode: HSDPA  
Test Site / Operator: Eurofins Product Service GmbH / Mr. Pudell  
Test Conditions 1: Tnom: 25°C / Unom.: 7.4V battery  
Test Conditions 2: Freq. / CH: 4175  
Comment 1: Dist.: 3m, Ant.: HL025, ampl.+HP.  
Comment 2: Freq: 3.988GHz, Pmax: -45.23dBm, RBW: 1MHz



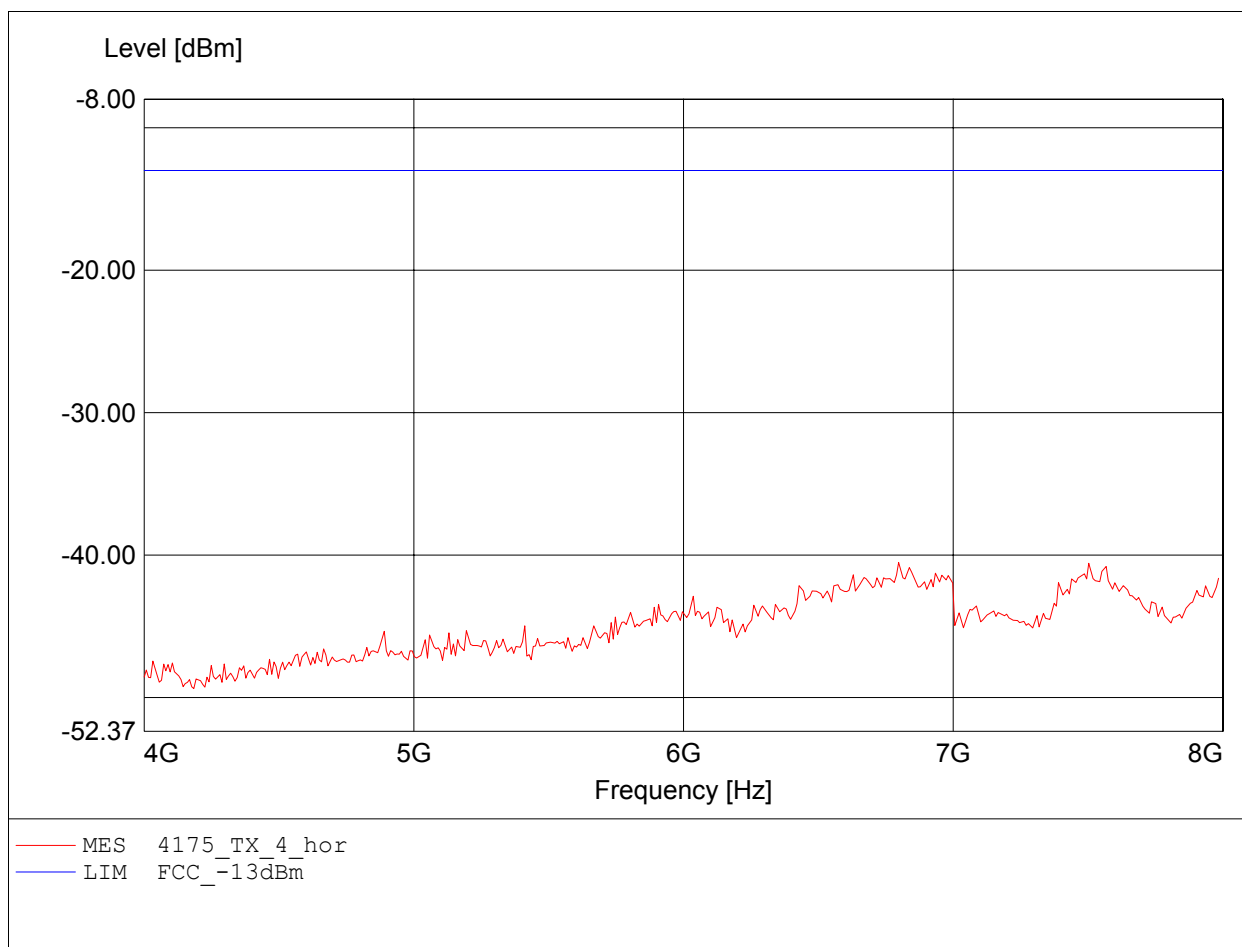
**Radiated Emissions Tx**  
**FCC RULES PART 22 SUBPART H**

Approval Holder: Leica Geosystems AG  
EUT / Model: Field controller  
CS10 / EUT horizontal / Mode: HSDPA  
Test Site / Operator: Eurofins Product Service GmbH / Mr. Pudell  
Test Conditions 1: Tnom: 25°C / Unom.: 7.4V battery  
Test Conditions 2: Freq. / CH: 4175  
Comment 1: Dist.: 3m, Ant.: HL025, ampl.+HP.  
Comment 2: Freq: 7.567GHz, Pmax: -43.83dBm, RBW: 1MHz



**Radiated Emissions Tx**  
**FCC RULES PART 22 SUBPART H**

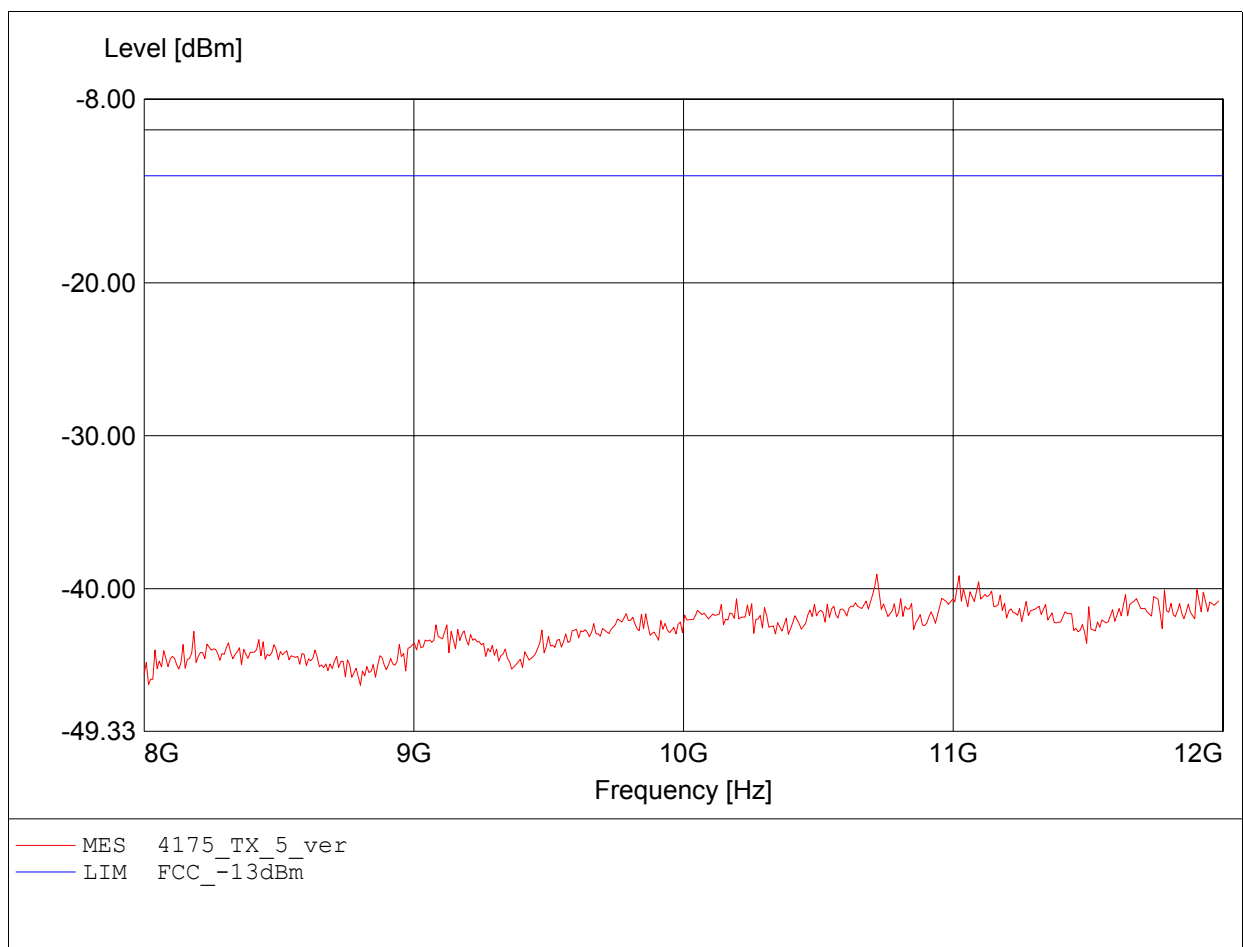
Approval Holder: Leica Geosystems AG  
EUT / Model: Field controller  
CS10 / EUT horizontal / Mode: HSDPA  
Test Site / Operator: Eurofins Product Service GmbH / Mr. Pudell  
Test Conditions 1: Tnom: 25°C / Unom.: 7.4V battery  
Test Conditions 2: Freq. / CH: 4175  
Comment 1: Dist.: 3m, Ant.: HL025, ampl.+HP.  
Comment 2: Freq: 6.798GHz, Pmax: -40.52dBm, RBW: 1MHz





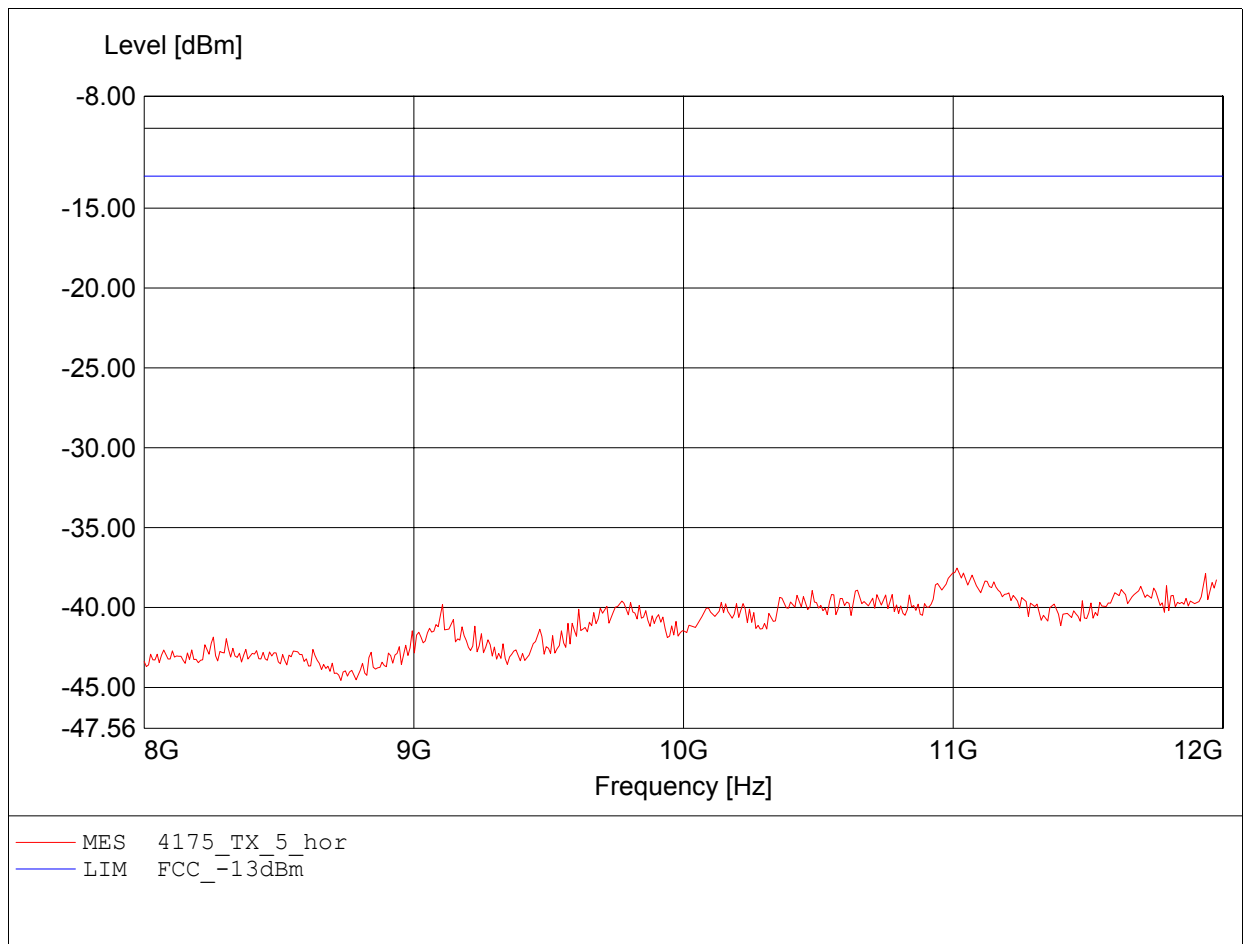
**Radiated Emissions Tx**  
**FCC RULES PART 22 SUBPART H**

Approval Holder: Leica Geosystems AG  
 EUT / Model: Field controller  
 CS10 / EUT horizontal / Mode: HSDPA  
 Test Site / Operator: Eurofins Product Service GmbH / Mr. Pudell  
 Test Conditions 1: Tnom: 25°C / Unom.: 7.4V battery  
 Test Conditions 2: Freq. / CH: 4175  
 Comment 1: Dist.: 3m, Ant.: HL025, ampl.+HP.  
 Comment 2: Freq: 10.717GHz, Pmax: -39.06dBm, RBW: 1MHz



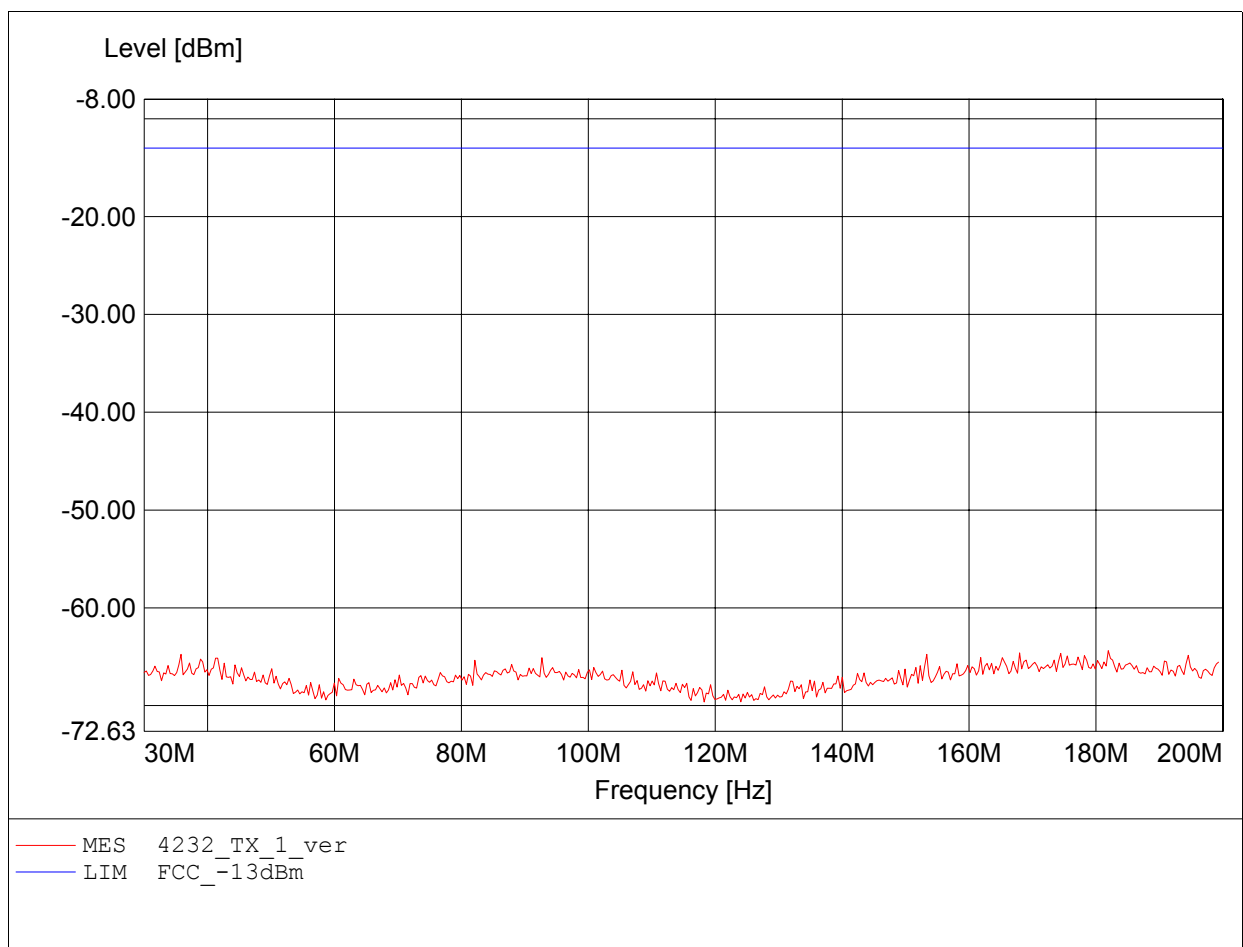
**Radiated Emissions Tx**  
**FCC RULES PART 22 SUBPART H**

Approval Holder: Leica Geosystems AG  
EUT / Model: Field controller  
CS10 / EUT horizontal / Mode: HSDPA  
Test Site / Operator: Eurofins Product Service GmbH / Mr. Pudell  
Test Conditions 1: Tnom: 25°C / Unom.: 7.4V battery  
Test Conditions 2: Freq. / CH: 4175  
Comment 1: Dist.: 3m, Ant.: HL025, ampl.+HP.  
Comment 2: Freq: 11.014GHz, Pmax: -37.54dBm, RBW: 1MHz



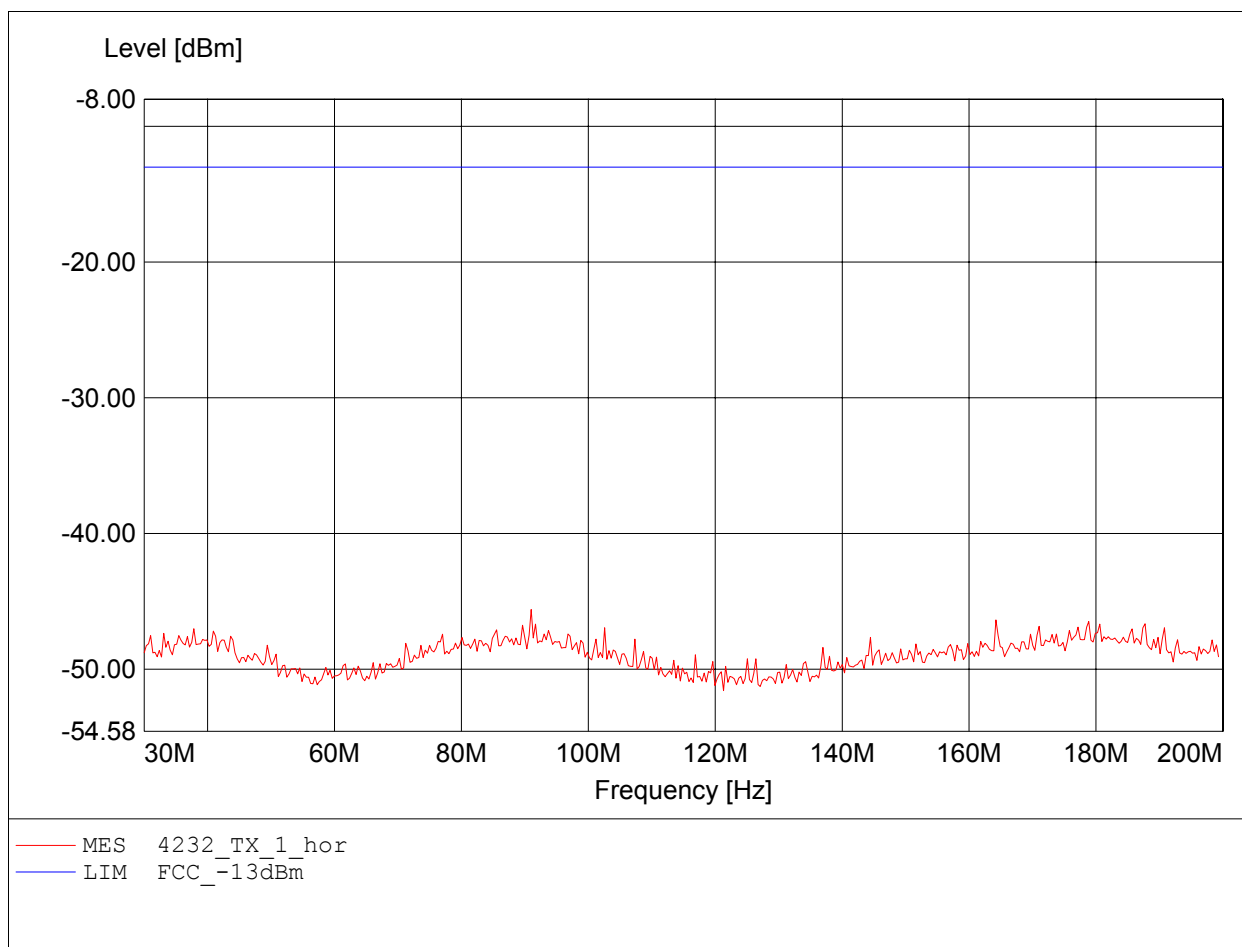
**Radiated Emissions Tx**  
**FCC RULES PART 22 SUBPART H**

Approval Holder: Leica Geosystems AG  
EUT / Model: Field controller  
CS10 / EUT horizontal / Mode: HSDPA  
Test Site / Operator: Eurofins Product Service GmbH / Mr. Pudell  
Test Conditions 1: Tnom: 25°C / Unom.: 7.4V battery  
Test Conditions 2: Freq. / CH: 4232  
Comment 1: Dist.: 3m, Ant.: HK 116  
Comment 2: Freq: 181.944MHz, Pmax: -64.38dBm, RBW: 100kHz



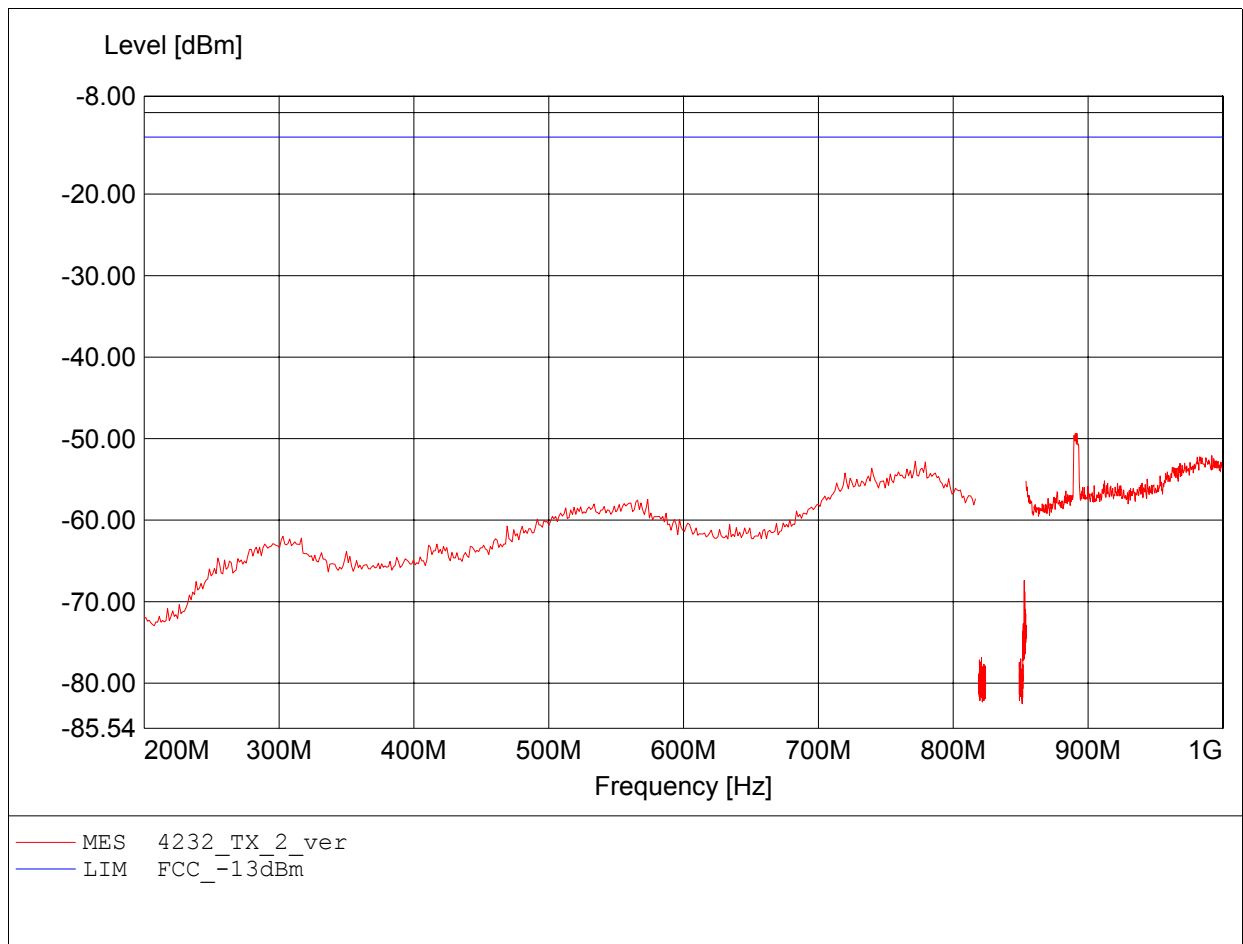
**Radiated Emissions Tx**  
**FCC RULES PART 22 SUBPART H**

Approval Holder: Leica Geosystems AG  
EUT / Model: Field controller  
CS10 / EUT horizontal / Mode: HSDPA  
Test Site / Operator: Eurofins Product Service GmbH / Mr. Pudell  
Test Conditions 1: Tnom: 25°C / Unom.: 7.4V battery  
Test Conditions 2: Freq. / CH: 4232  
Comment 1: Dist.: 3m, Ant.: HK 116  
Comment 2: Freq: 90.982MHz, Pmax: -45.61dBm, RBW: 100kHz



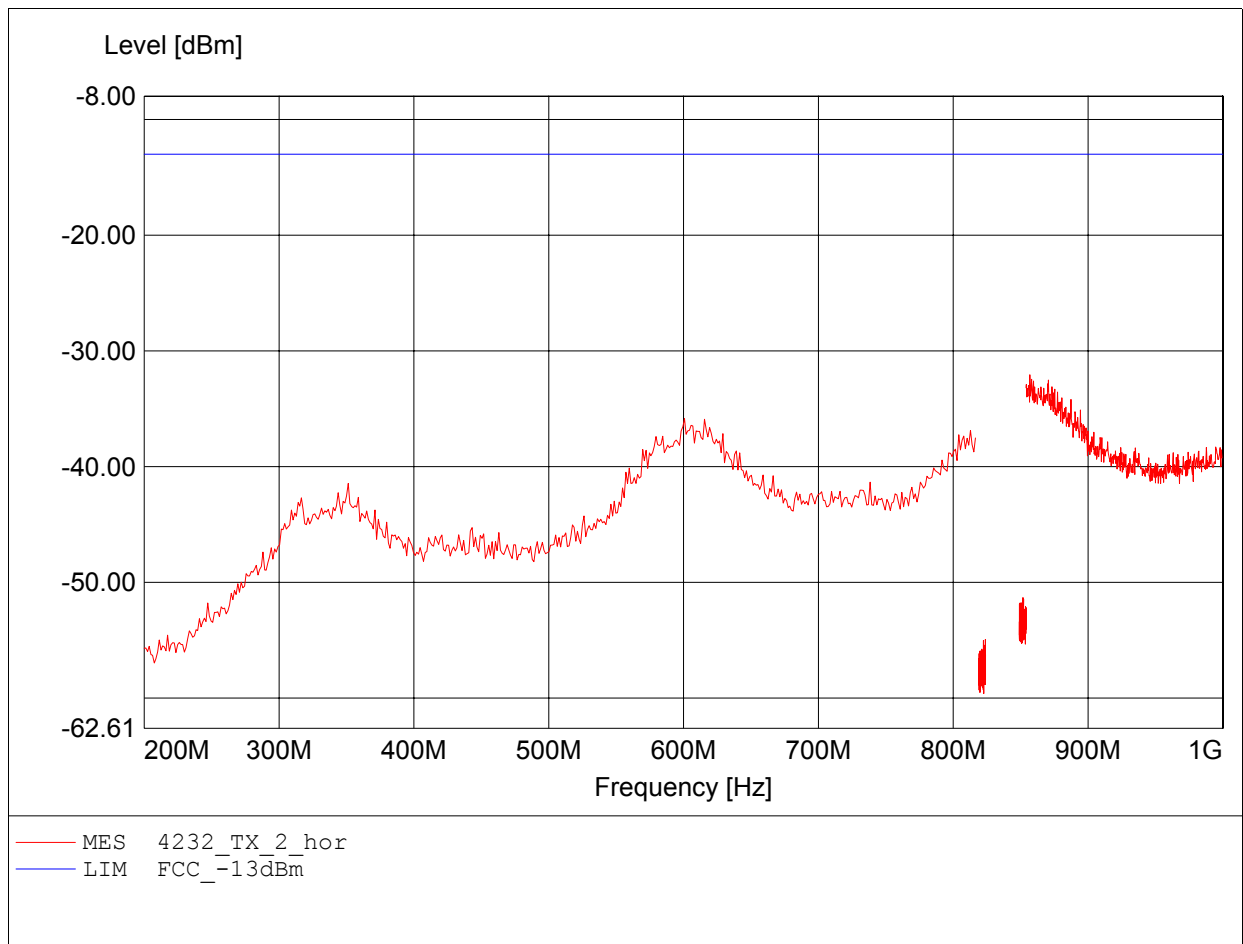
**Radiated Emissions Tx**  
**FCC RULES PART 22 SUBPART H**

Approval Holder: Leica Geosystems AG  
EUT / Model: Field controller  
CS10 / EUT horizontal / Mode: HSDPA  
Test Site / Operator: Eurofins Product Service GmbH / Mr. Pudell  
Test Conditions 1: Tnom: 25°C / Unom.: 7.4V battery  
Test Conditions 2: Freq. / CH: 4232  
Comment 1: Dist.: 3m, Ant.: HL 223+notch  
Comment 2: Freq: 891.743MHz, Pmax: -49.36dBm, RBW: 100kHz



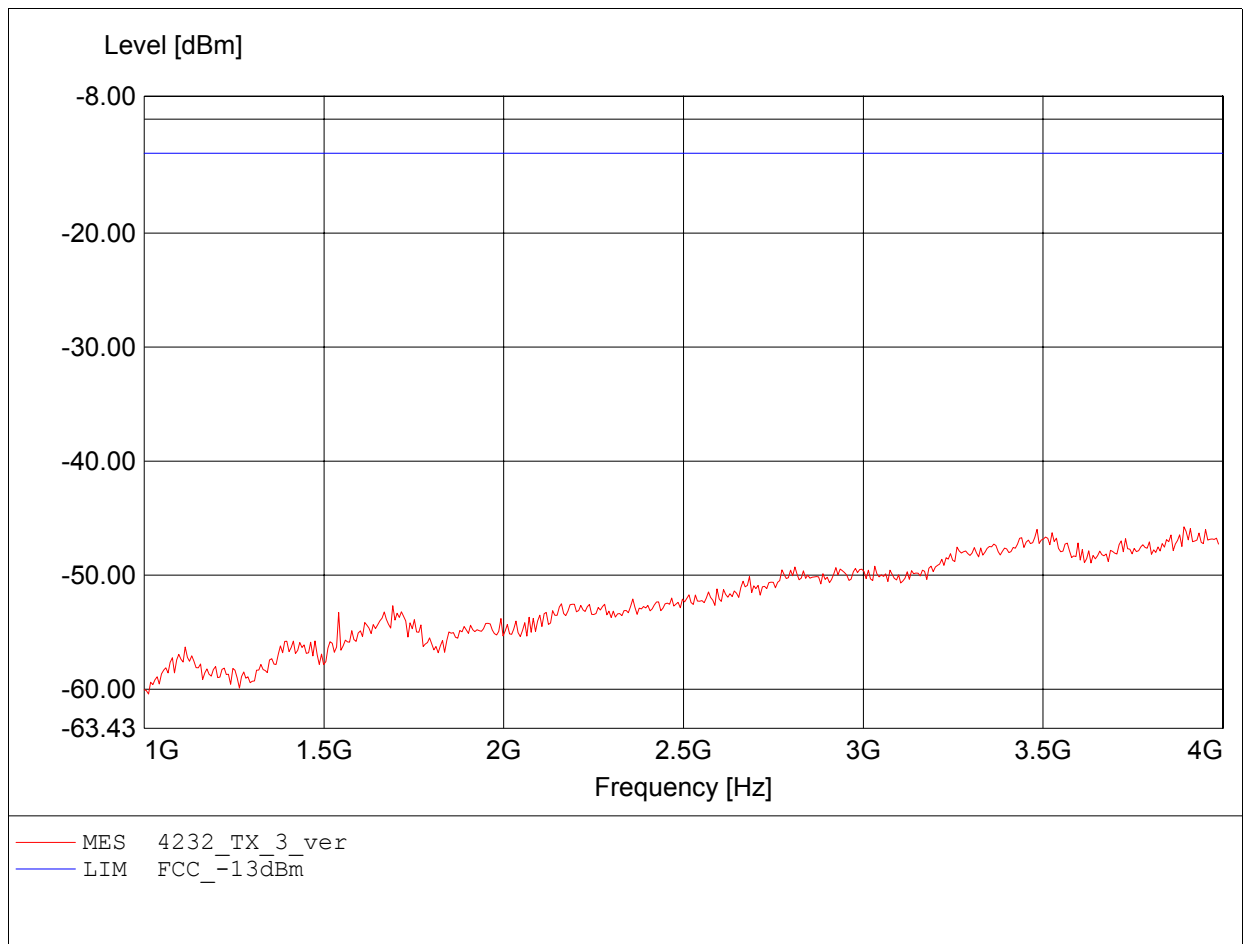
**Radiated Emissions Tx**  
**FCC RULES PART 22 SUBPART H**

Approval Holder: Leica Geosystems AG  
 EUT / Model: Field controller  
 CS10 / EUT horizontal / Mode: HSDPA  
 Test Site / Operator: Eurofins Product Service GmbH / Mr. Pudell  
 Test Conditions 1: Tnom: 25°C / Unom.: 7.4V battery  
 Test Conditions 2: Freq. / CH: 4232  
 Comment 1: Dist.: 3m, Ant.: HL 223+notch  
 Comment 2: Freq: 856.926MHz, Pmax: -32.07dBm, RBW: 100kHz



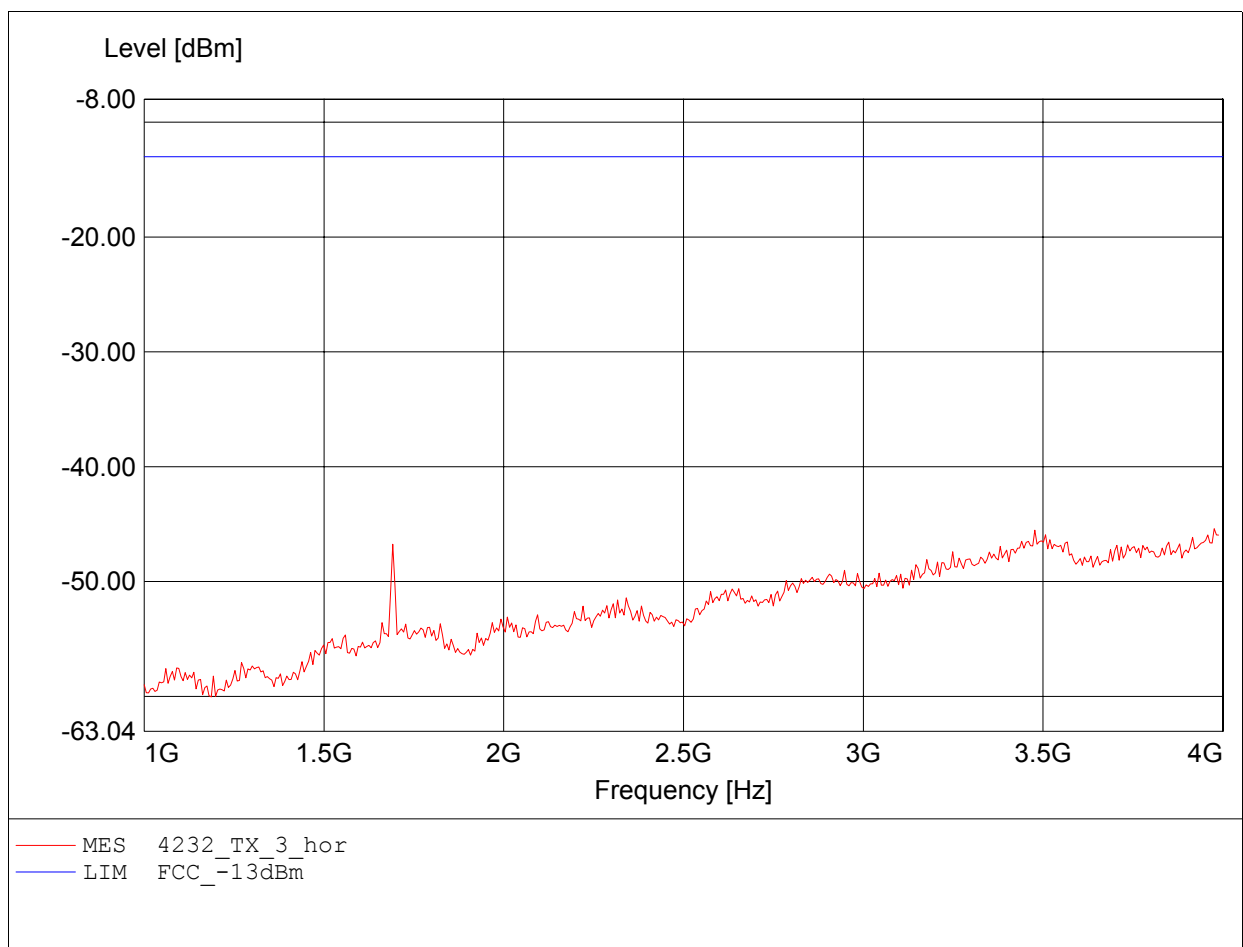
**Radiated Emissions Tx**  
**FCC RULES PART 22 SUBPART H**

Approval Holder: Leica Geosystems AG  
EUT / Model: Field controller  
CS10 / EUT horizontal / Mode: HSDPA  
Test Site / Operator: Eurofins Product Service GmbH / Mr. Pudell  
Test Conditions 1: Tnom: 25°C / Unom.: 7.4V battery  
Test Conditions 2: Freq. / CH: 4232  
Comment 1: Dist.: 3m, Ant.: HL025, ampl.+HP.  
Comment 2: Freq: 3.892GHz, Pmax: -45.76dBm, RBW: 1MHz



**Radiated Emissions Tx**  
**FCC RULES PART 22 SUBPART H**

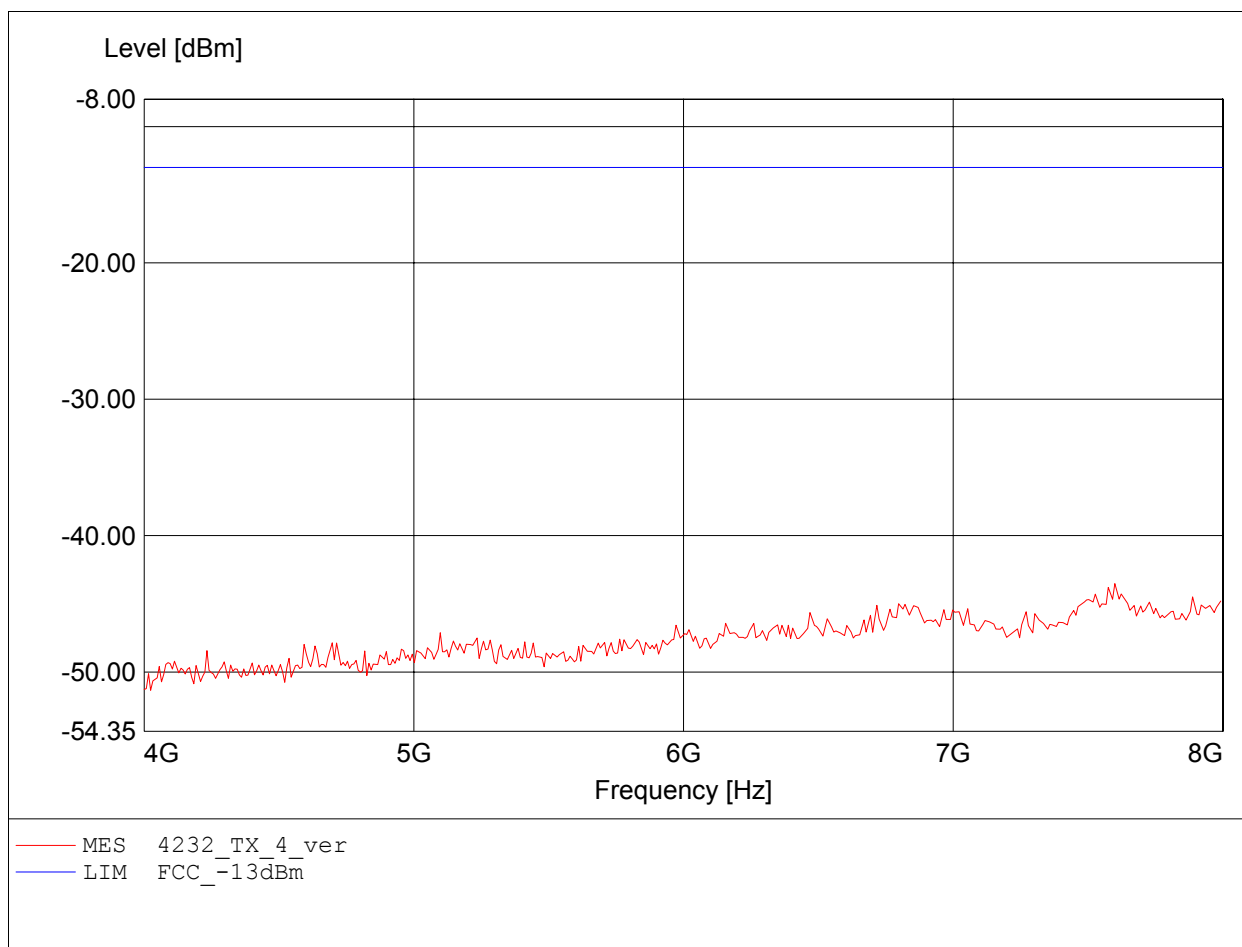
Approval Holder: Leica Geosystems AG  
EUT / Model: Field controller  
CS10 / EUT horizontal / Mode: HSDPA  
Test Site / Operator: Eurofins Product Service GmbH / Mr. Pudell  
Test Conditions 1: Tnom: 25°C / Unom.: 7.4V battery  
Test Conditions 2: Freq. / CH: 4232  
Comment 1: Dist.: 3m, Ant.: HL025, ampl.+HP.  
Comment 2: Freq: 3.976GHz, Pmax: -45.39dBm, RBW: 1MHz





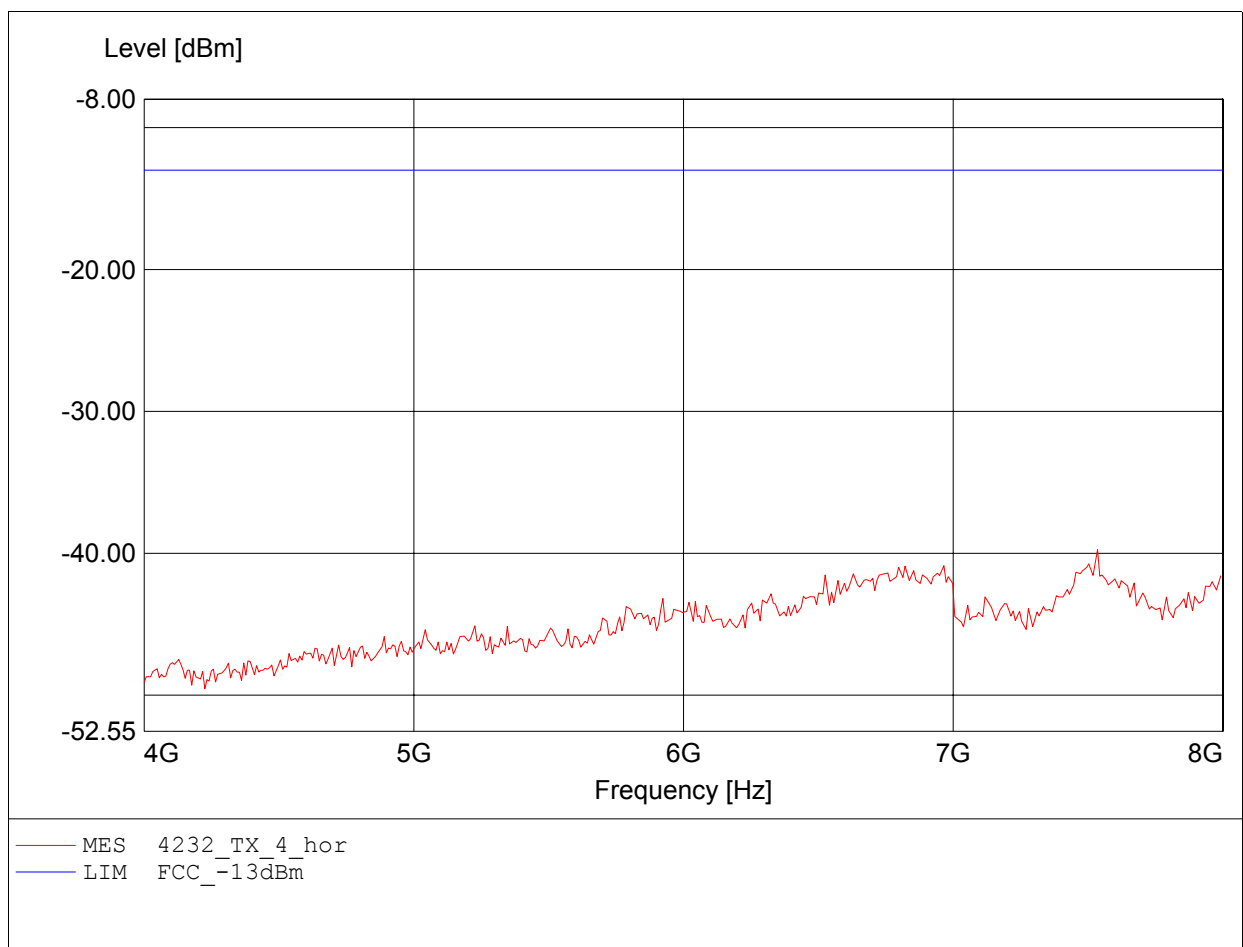
**Radiated Emissions Tx**  
**FCC RULES PART 22 SUBPART H**

Approval Holder: Leica Geosystems AG  
EUT / Model: Field controller  
CS10 / EUT horizontal / Mode: HSDPA  
Test Site / Operator: Eurofins Product Service GmbH / Mr. Pudell  
Test Conditions 1: Tnom: 25°C / Unom.: 7.4V battery  
Test Conditions 2: Freq. / CH: 4232  
Comment 1: Dist.: 3m, Ant.: HL025, ampl.+HP.  
Comment 2: Freq: 7.599GHz, Pmax: -43.52dBm, RBW: 1MHz



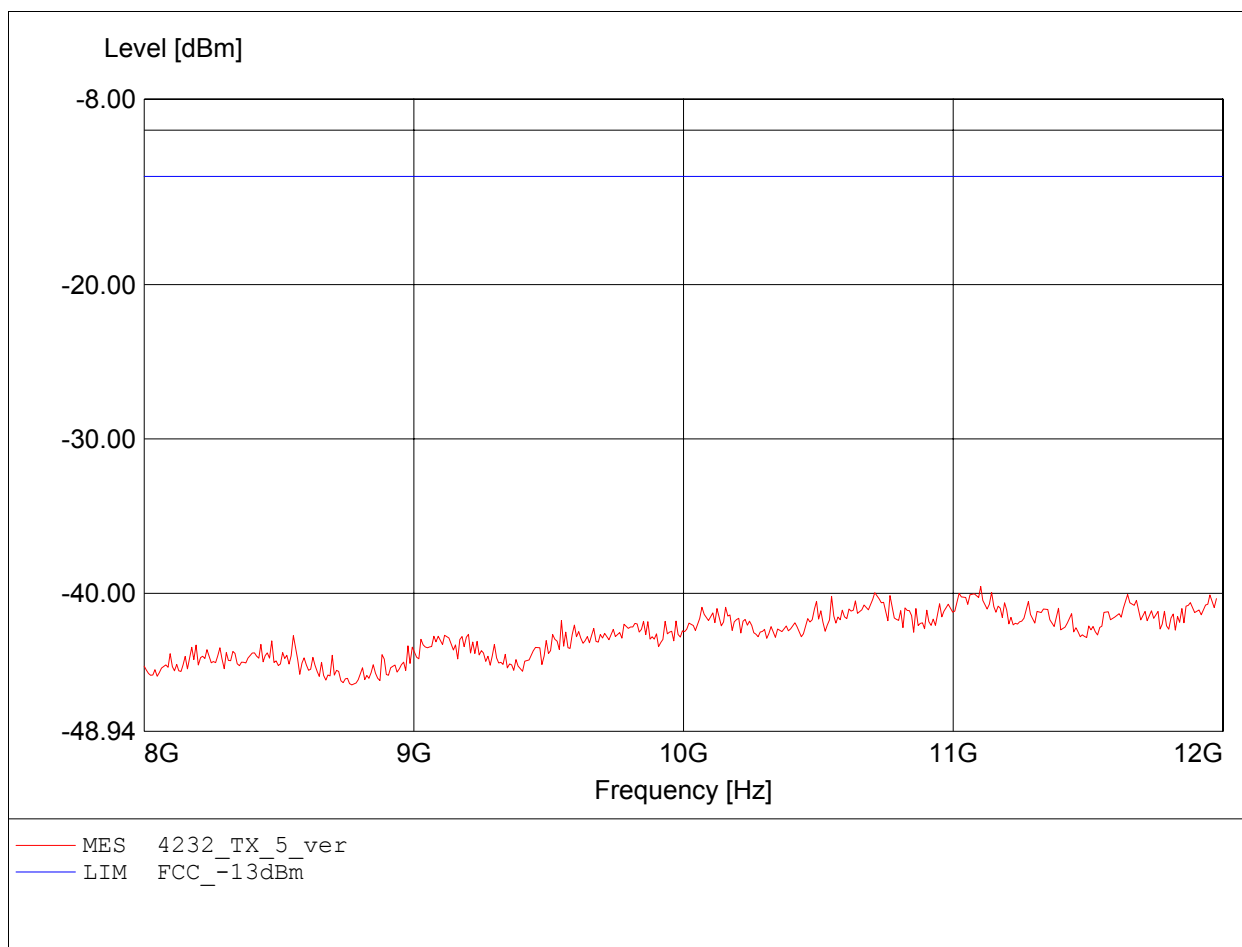
**Radiated Emissions Tx**  
**FCC RULES PART 22 SUBPART H**

Approval Holder: Leica Geosystems AG  
EUT / Model: Field controller  
CS10 / EUT horizontal / Mode: HSDPA  
Test Site / Operator: Eurofins Product Service GmbH / Mr. Pudell  
Test Conditions 1: Tnom: 25°C / Unom.: 7.4V battery  
Test Conditions 2: Freq. / CH: 4232  
Comment 1: Dist.: 3m, Ant.: HL025, ampl.+HP.  
Comment 2: Freq: 7.535GHz, Pmax: -39.75dBm, RBW: 1MHz



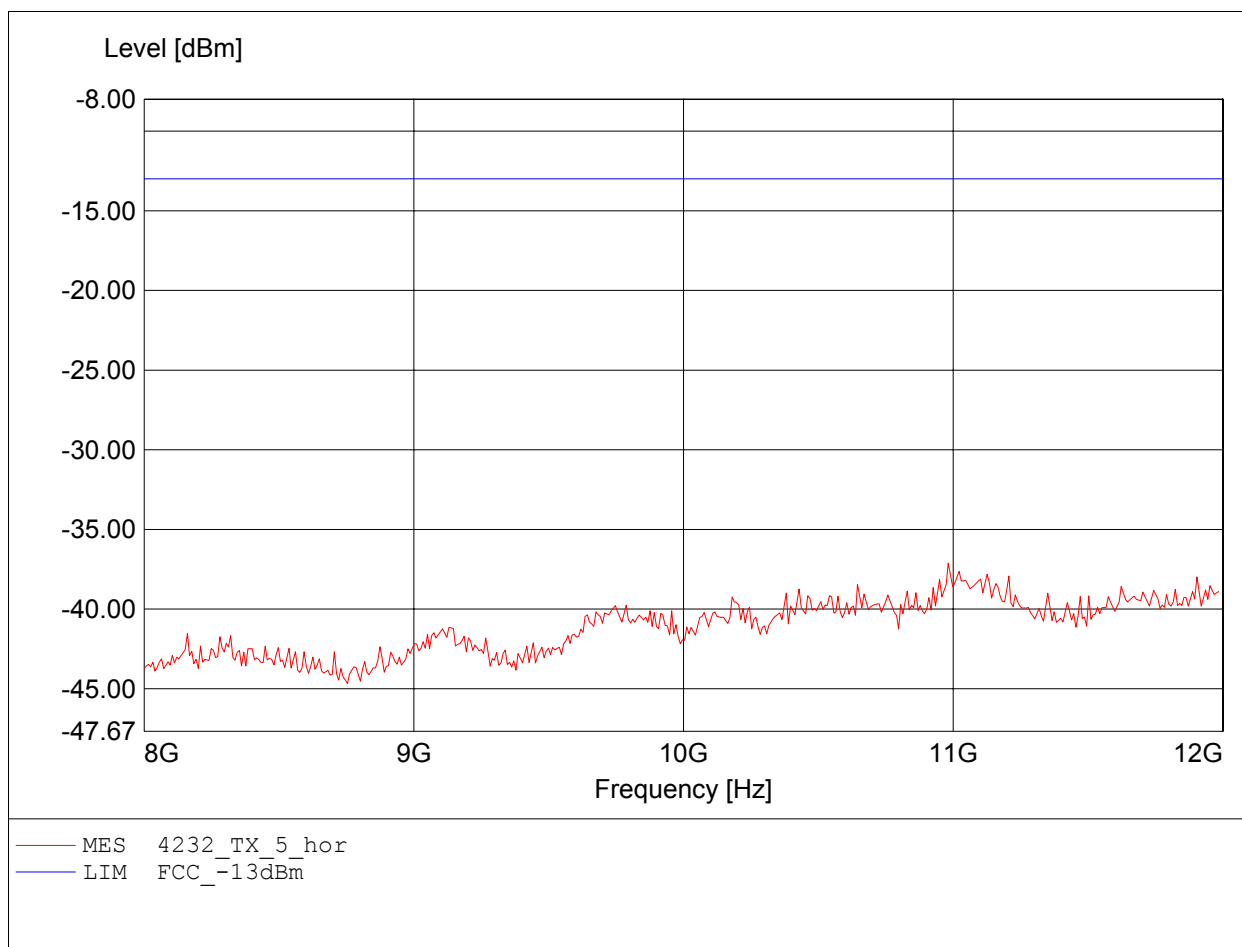
**Radiated Emissions Tx**  
**FCC RULES PART 22 SUBPART H**

Approval Holder: Leica Geosystems AG  
EUT / Model: Field controller  
CS10 / EUT horizontal / Mode: HSDPA  
Test Site / Operator: Eurofins Product Service GmbH / Mr. Pudell  
Test Conditions 1: Tnom: 25°C / Unom.: 7.4V battery  
Test Conditions 2: Freq. / CH: 4232  
Comment 1: Dist.: 3m, Ant.: HL025, ampl.+HP.  
Comment 2: Freq: 11.102GHz, Pmax: -39.55dBm, RBW: 1MHz



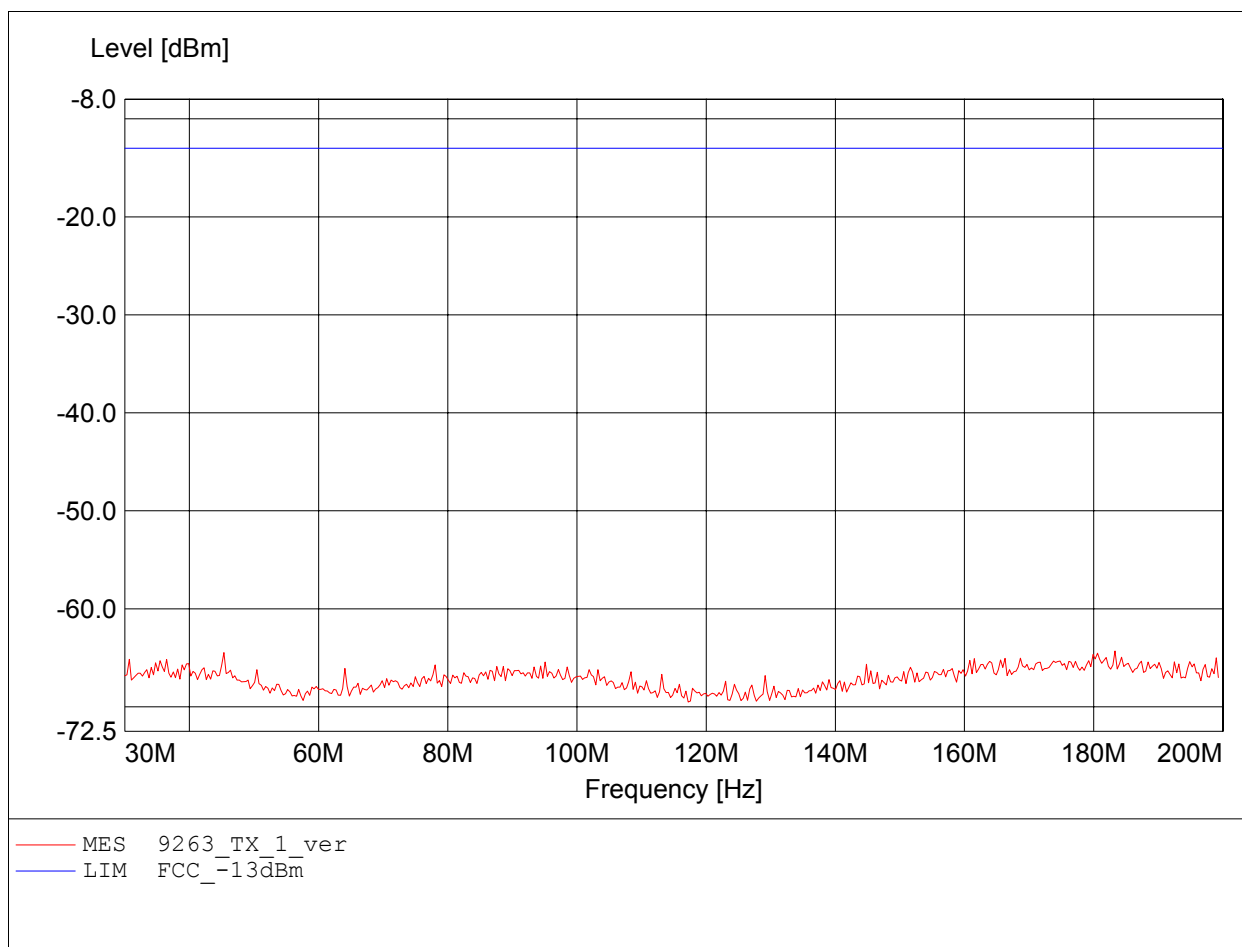
**Radiated Emissions Tx**  
**FCC RULES PART 22 SUBPART H**

Approval Holder: Leica Geosystems AG  
EUT / Model: Field controller  
CS10 / EUT horizontal / Mode: HSDPA  
Test Site / Operator: Eurofins Product Service GmbH / Mr. Pudell  
Test Conditions 1: Tnom: 25°C / Unom.: 7.4V battery  
Test Conditions 2: Freq. / CH: 4232  
Comment 1: Dist.: 3m, Ant.: HL025, ampl.+HP.  
Comment 2: Freq: 10.982GHz, Pmax: -37.11dBm, RBW: 1MHz



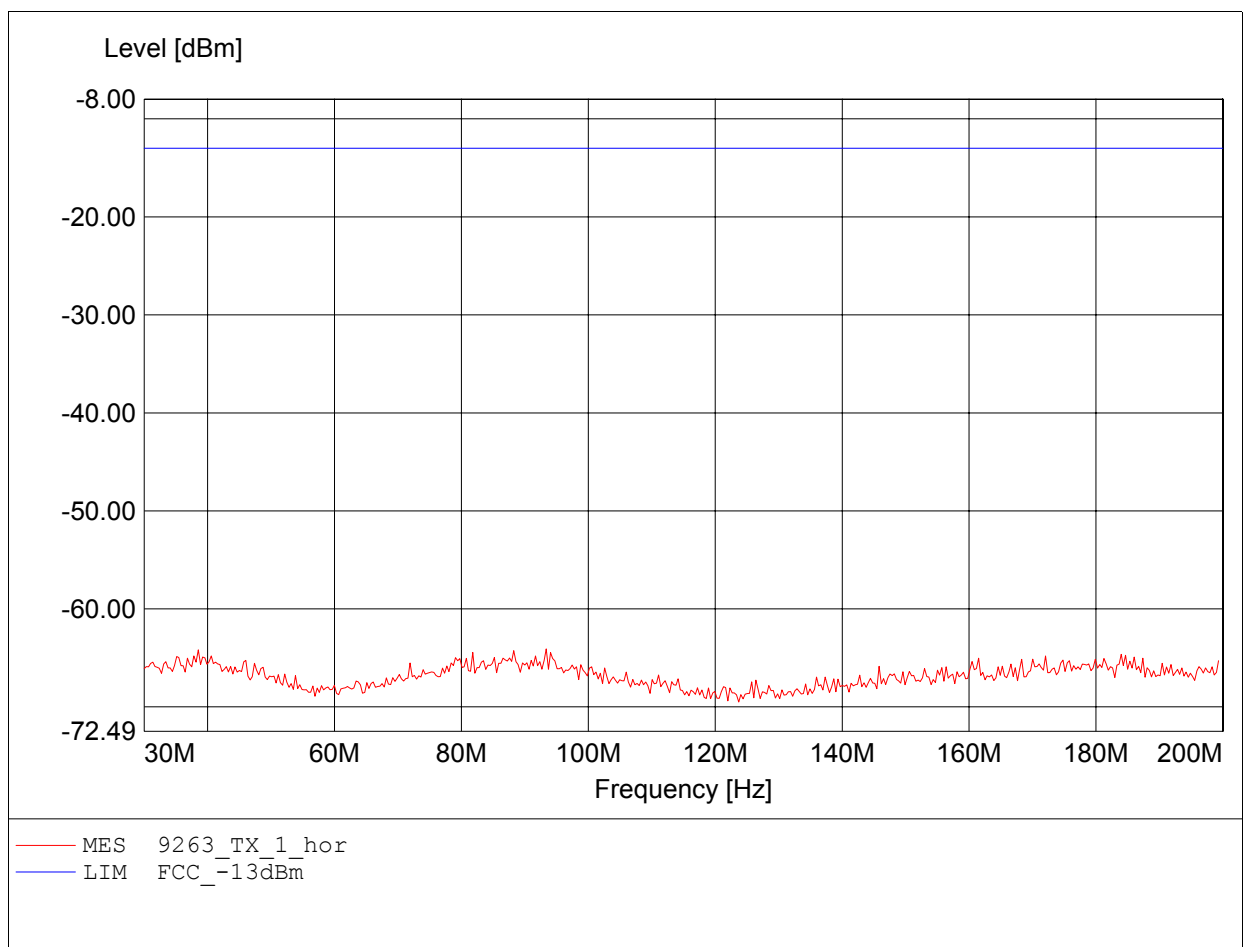
**Radiated Emissions Tx**  
**FCC RULES PART 24 SUBPART E**

Approval Holder: Leica Geosystems AG  
EUT / Model: Field controller  
CS10 / EUT horizontal / Mode: HSDPA  
Test Site / Operator: Eurofins Product Service GmbH / Mr. Pudell  
Test Conditions 1: Tnom: 25°C / Unom.: 7.4V battery  
Test Conditions 2: Freq. / CH: 9263  
Comment 1: Dist.: 3m, Ant.: HK 116  
Comment 2: Freq: 183.307MHz, Pmax: -64.30dBm, RBW: 100kHz



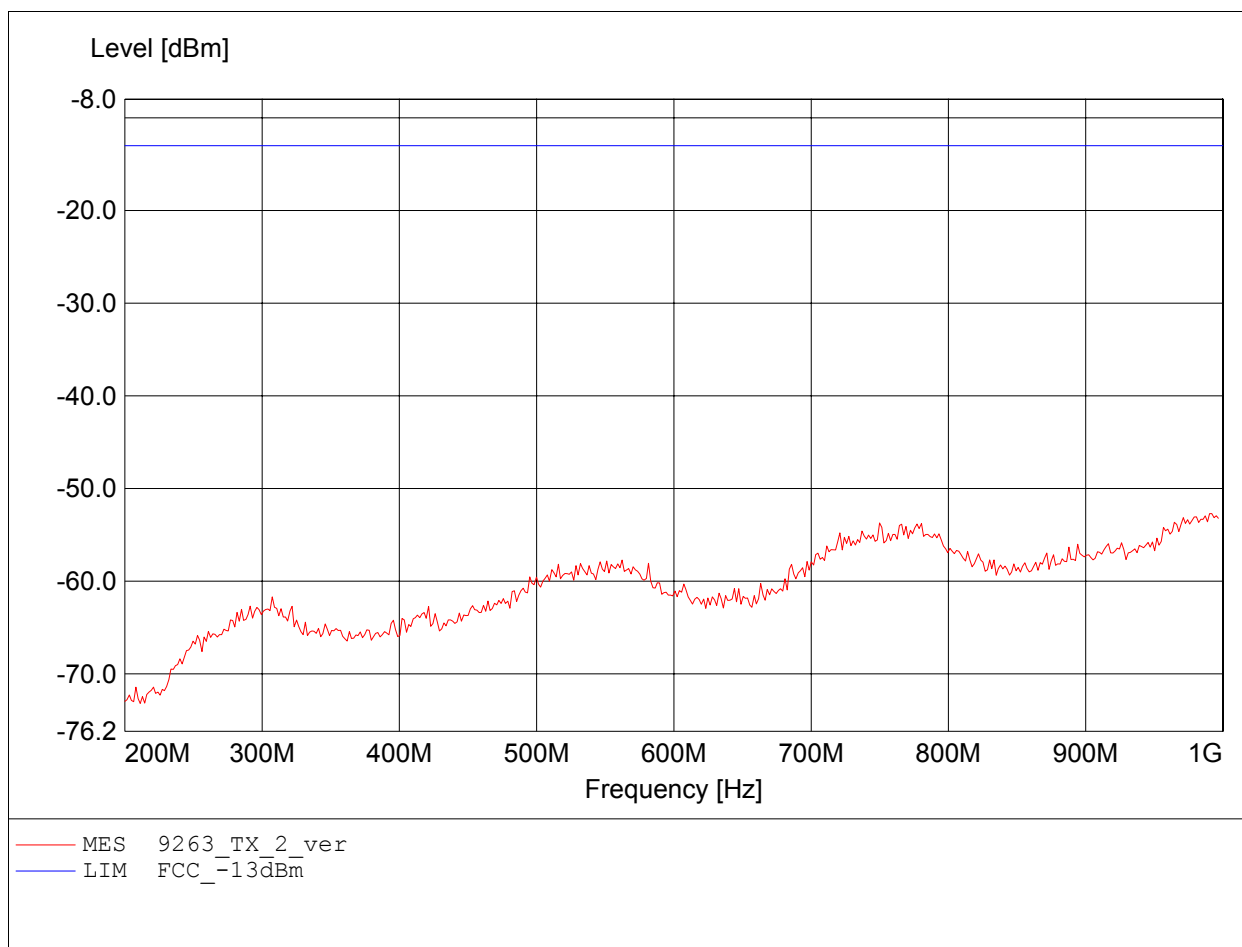
**Radiated Emissions Tx**  
**FCC RULES PART 24 SUBPART E**

Approval Holder: Leica Geosystems AG  
EUT / Model: Field controller  
CS10 / EUT horizontal / Mode: HSDPA  
Test Site / Operator: Eurofins Product Service GmbH / Mr. Pudell  
Test Conditions 1: Tnom: 25°C / Unom.: 7.4V battery  
Test Conditions 2: Freq. / CH: 9263  
Comment 1: Dist.: 3m, Ant.: HK 116  
Comment 2: Freq: 93.367MHz, Pmax: -64.08dBm, RBW: 100kHz



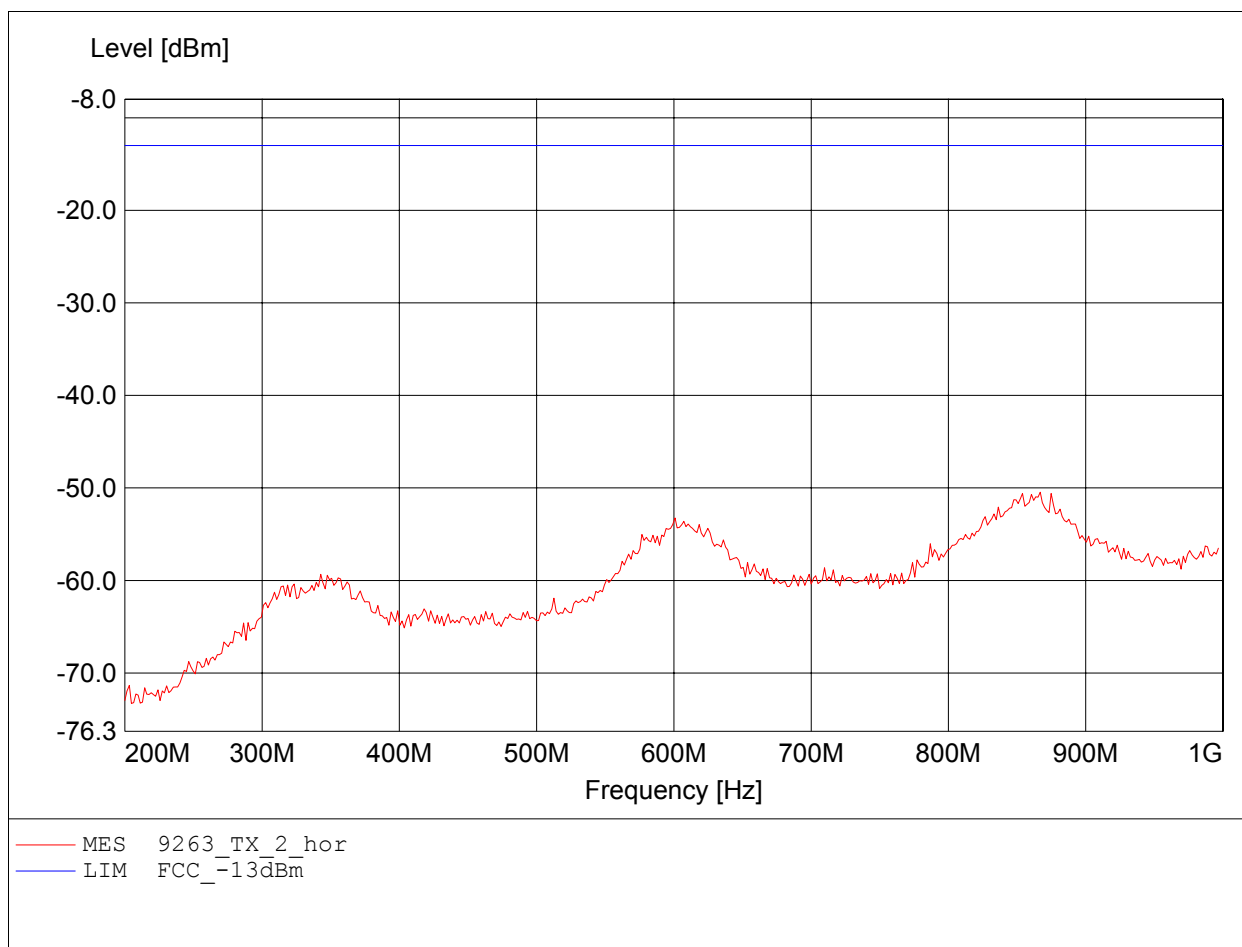
**Radiated Emissions Tx**  
**FCC RULES PART 24 SUBPART E**

Approval Holder: Leica Geosystems AG  
EUT / Model: Field controller  
CS10 / EUT horizontal / Mode: HSDPA  
Test Site / Operator: Eurofins Product Service GmbH / Mr. Pudell  
Test Conditions 1: Tnom: 25°C / Unom.: 7.4V battery  
Test Conditions 2: Freq. / CH: 9263  
Comment 1: Dist.: 3m, Ant.: HL 223  
Comment 2: Freq: 990.381MHz, Pmax: -52.71dBm, RBW: 100kHz



**Radiated Emissions Tx**  
**FCC RULES PART 24 SUBPART E**

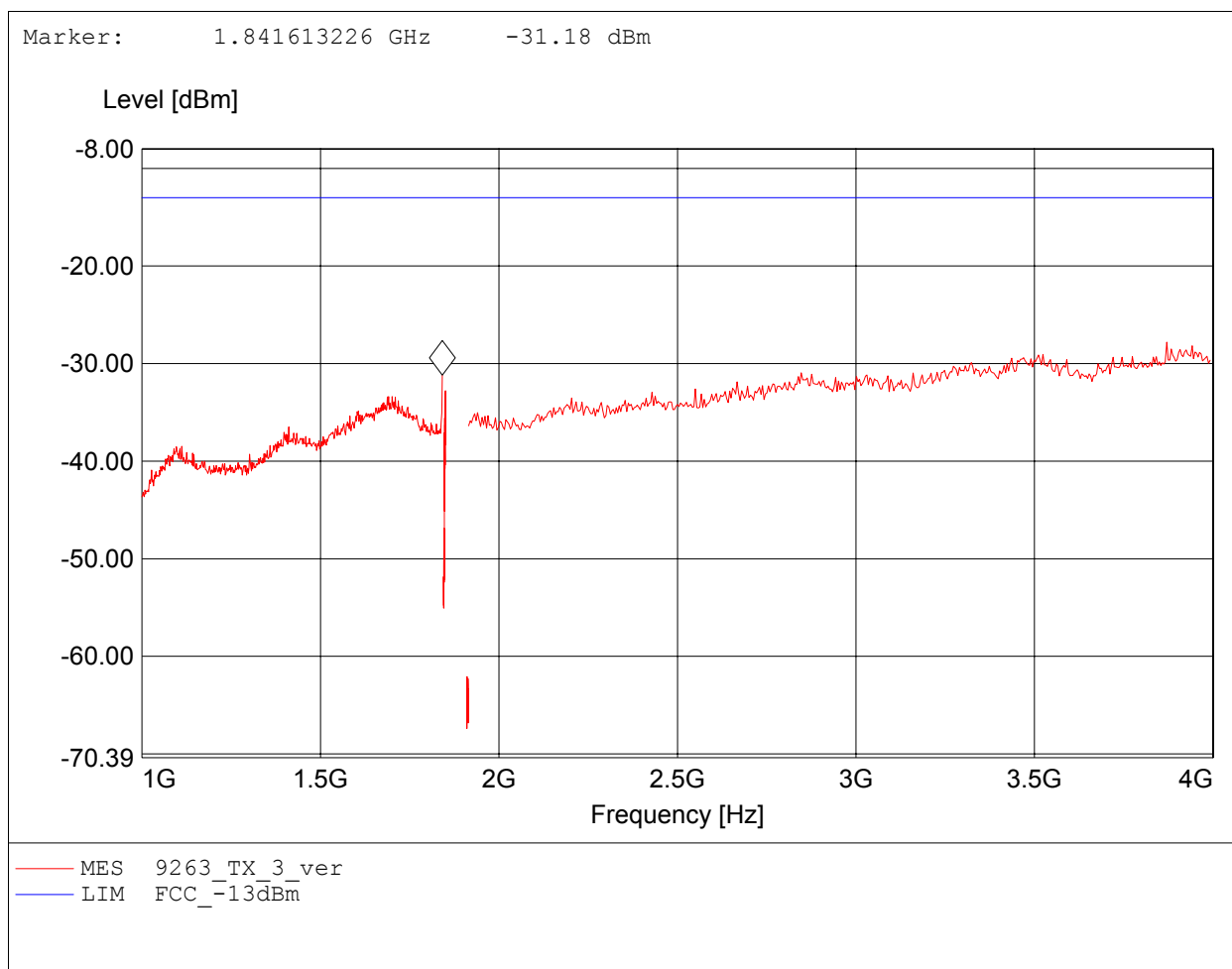
Approval Holder: Leica Geosystems AG  
EUT / Model: Field controller  
CS10 / EUT horizontal / Mode: HSDPA  
Test Site / Operator: Eurofins Product Service GmbH / Mr. Pudell  
Test Conditions 1: Tnom: 25°C / Unom.: 7.4V battery  
Test Conditions 2: Freq. / CH: 9263  
Comment 1: Dist.: 3m, Ant.: HL 223  
Comment 2: Freq: 866.934MHz, Pmax: -50.46dBm, RBW: 100kHz





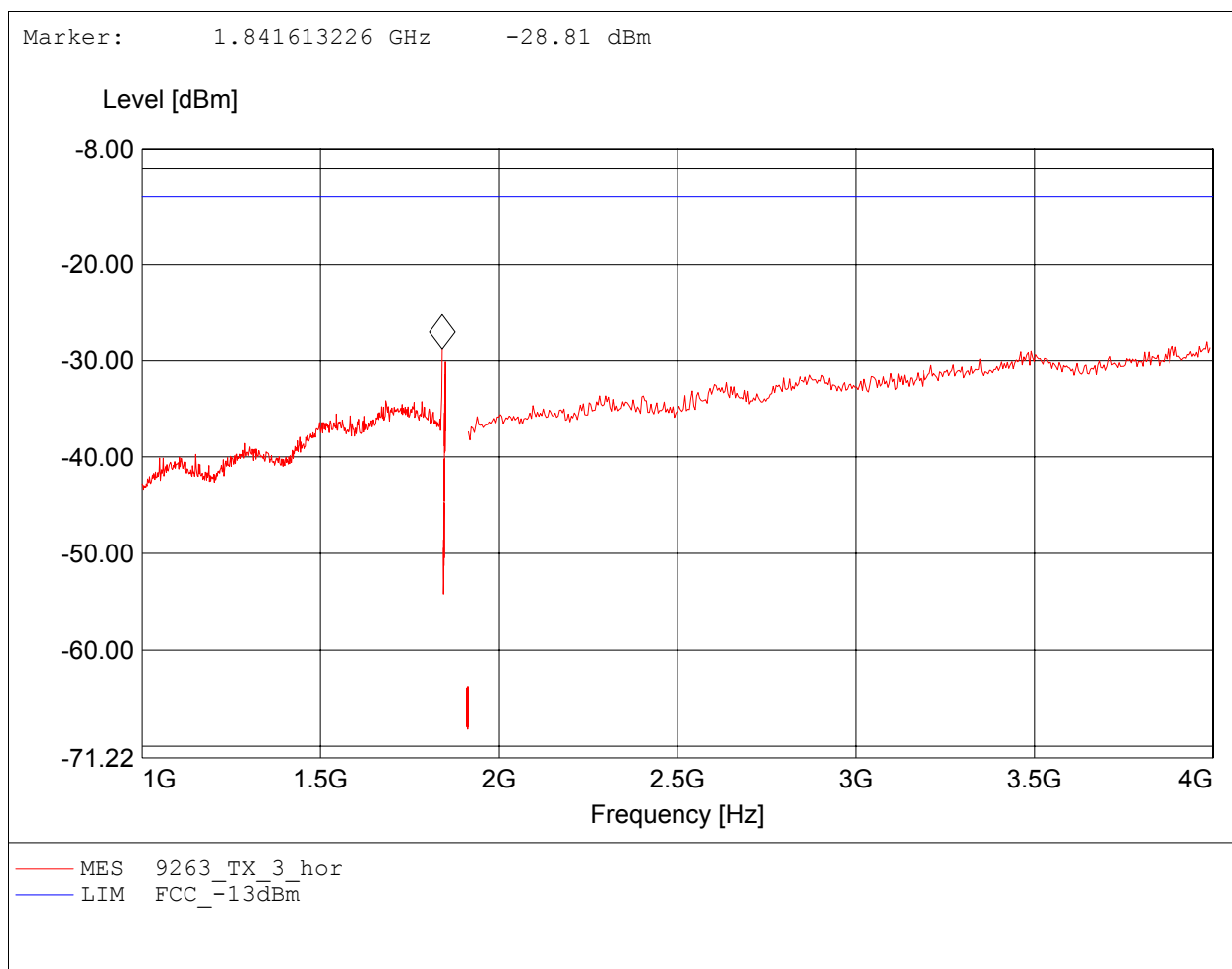
**Radiated Emissions Tx**  
**FCC RULES PART 24 SUBPART E**

Approval Holder: Leica Geosystems AG  
EUT / Model: Field controller  
CS10 / EUT horizontal / Mode: HSDPA  
Test Site / Operator: Eurofins Product Service GmbH / Mr. Pudell  
Test Conditions 1: Tnom: 25°C / Unom.: 7.4V battery  
Test Conditions 2: Freq. / CH: 9263  
Comment 1: Dist.: 3m, Ant.: HL025  
Comment 2: Freq: 3.870GHz, Pmax: -27.80dBm, RBW: 1MHz/3kHz



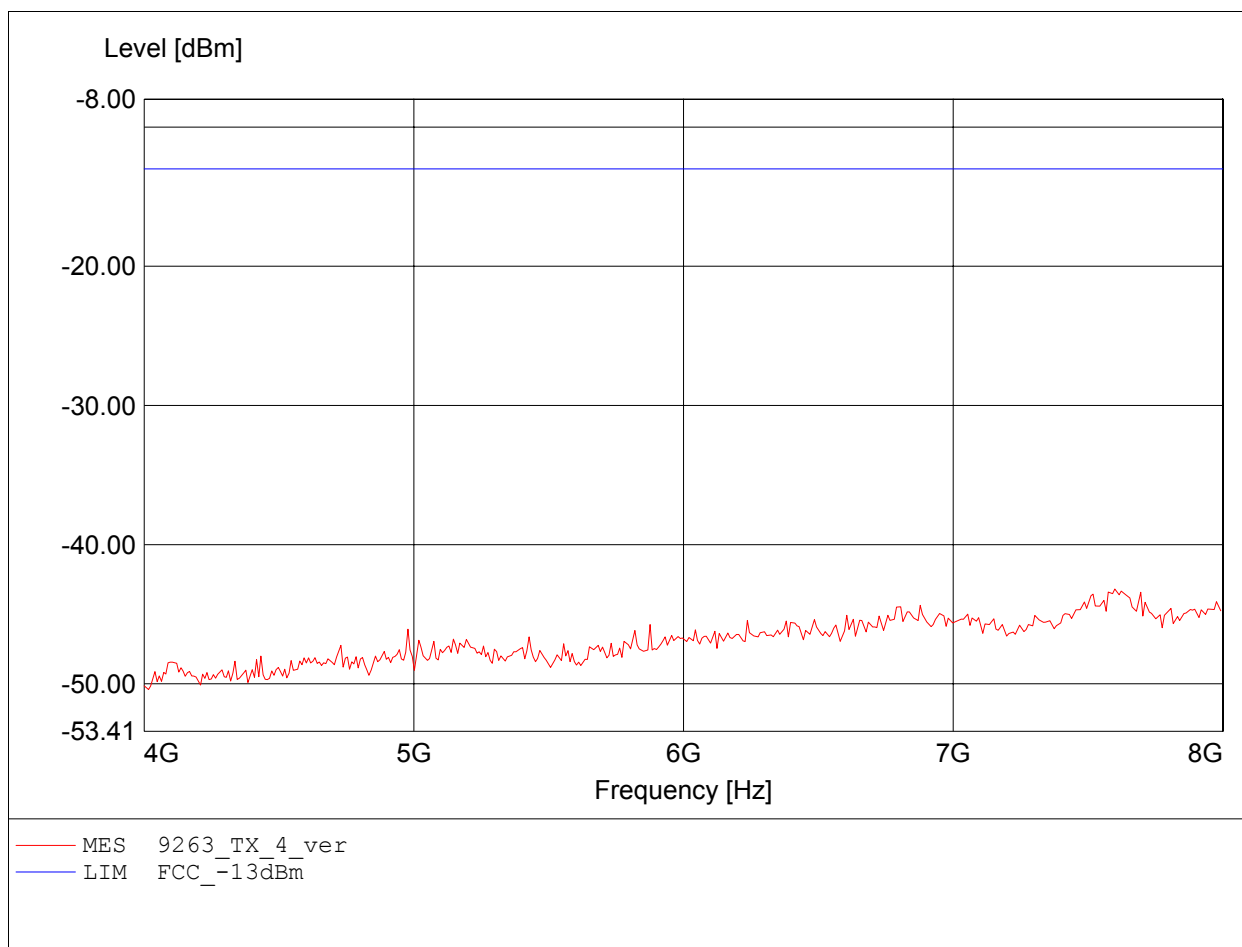
**Radiated Emissions Tx**  
**FCC RULES PART 24 SUBPART E**

Approval Holder: Leica Geosystems AG  
EUT / Model: Field controller  
CS10 / EUT horizontal / Mode: HSDPA  
Test Site / Operator: Eurofins Product Service GmbH / Mr. Pudell  
Test Conditions 1: Tnom: 25°C / Unom.: 7.4V battery  
Test Conditions 2: Freq. / CH: 9263  
Comment 1: Dist.: 3m, Ant.: HL025  
Comment 2: Freq: 3.983GHz, Pmax: -28.04dBm, RBW: 1MHz/3kHz



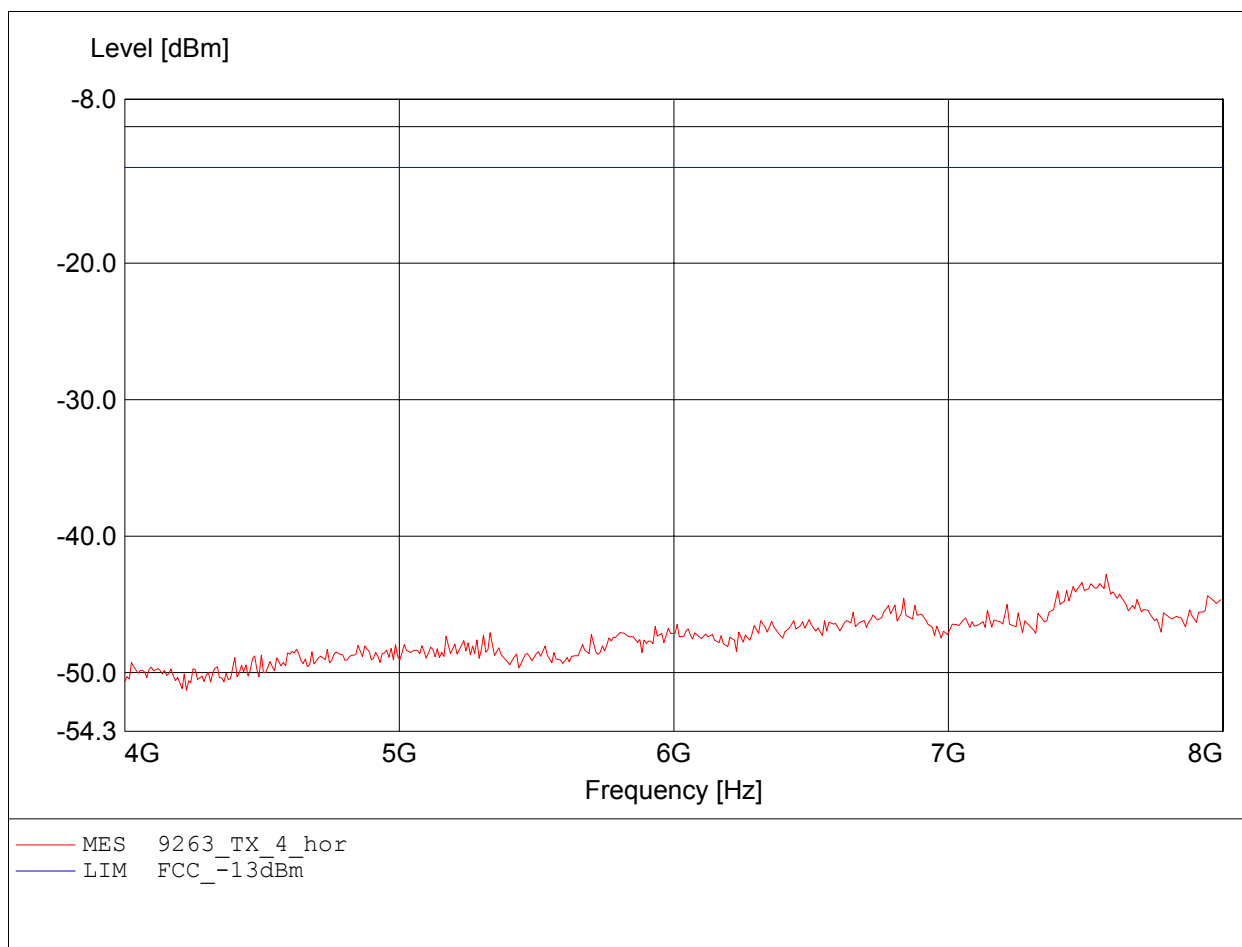
**Radiated Emissions Tx**  
**FCC RULES PART 24 SUBPART E**

Approval Holder: Leica Geosystems AG  
EUT / Model: Field controller  
CS10 / EUT horizontal / Mode: HSDPA  
Test Site / Operator: Eurofins Product Service GmbH / Mr. Pudell  
Test Conditions 1: Tnom: 25°C / Unom.: 7.4V battery  
Test Conditions 2: Freq. / CH: 9263  
Comment 1: Dist.: 3m, Ant.: HL025, ampl.+HP.  
Comment 2: Freq: 7.599GHz, Pmax: -43.19dBm, RBW: 1MHz



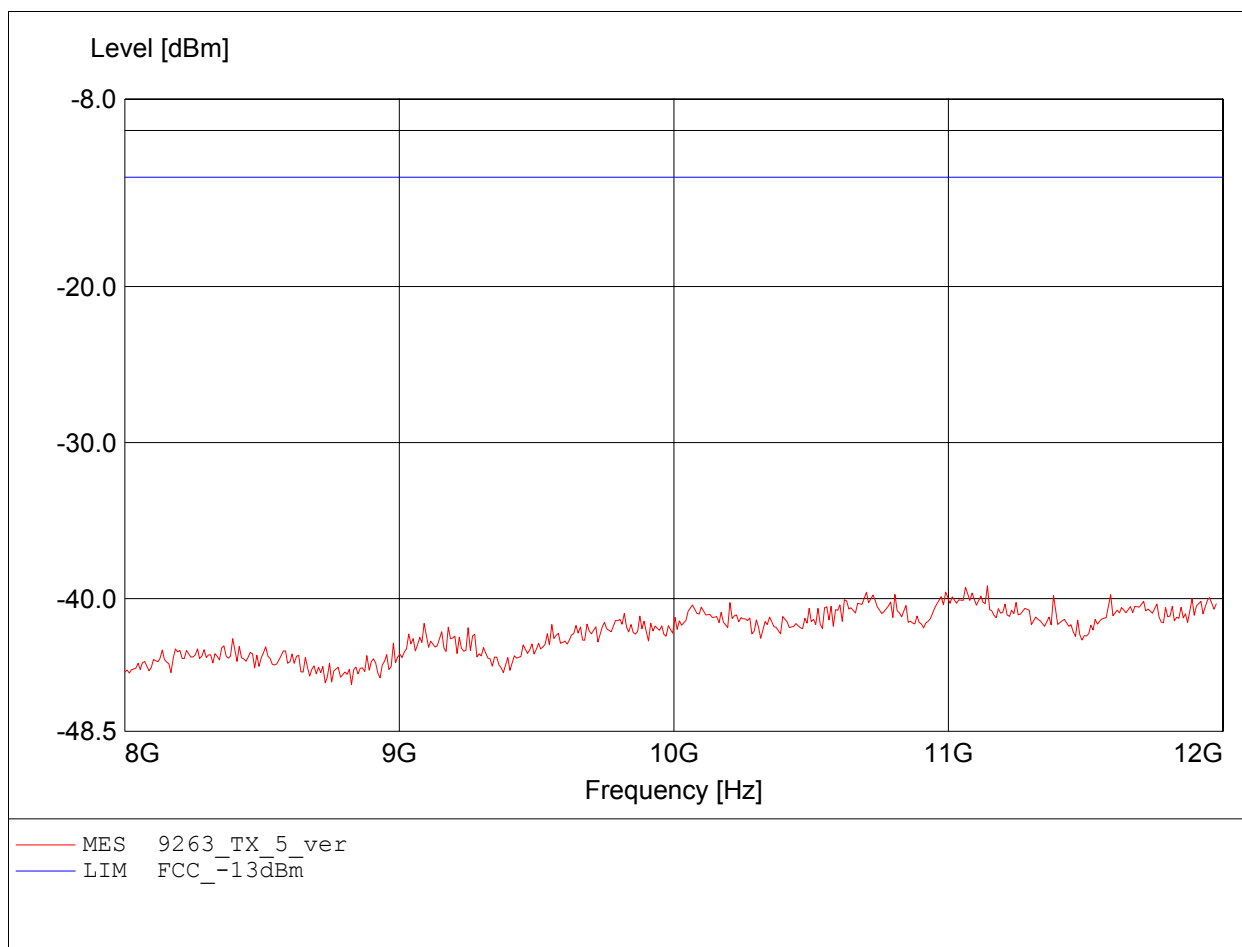
**Radiated Emissions Tx**  
**FCC RULES PART 24 SUBPART E**

Approval Holder: Leica Geosystems AG  
EUT / Model: Field controller  
CS10 / EUT horizontal / Mode: HSDPA  
Test Site / Operator: Eurofins Product Service GmbH / Mr. Pudell  
Test Conditions 1: Tnom: 25°C / Unom.: 7.4V battery  
Test Conditions 2: Freq. / CH: 9263  
Comment 1: Dist.: 3m, Ant.: HL025, ampl.+HP.  
Comment 2: Freq: 7.575GHz, Pmax: -42.80dBm, RBW: 1MHz



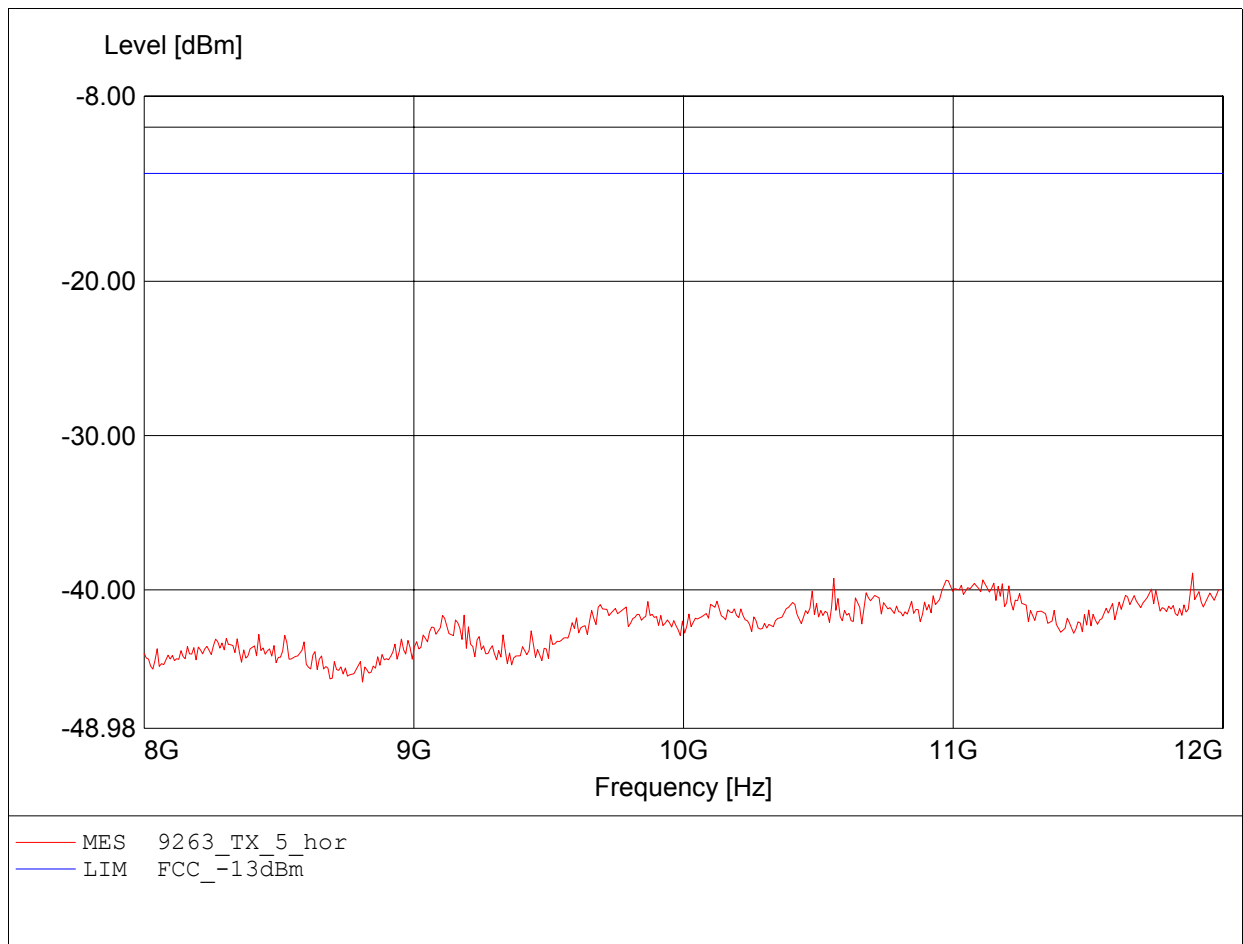
**Radiated Emissions Tx**  
**FCC RULES PART 24 SUBPART E**

Approval Holder: Leica Geosystems AG  
EUT / Model: Field controller  
CS10 / EUT horizontal / Mode: HSDPA  
Test Site / Operator: Eurofins Product Service GmbH / Mr. Pudell  
Test Conditions 1: Tnom: 25°C / Unom.: 7.4V battery  
Test Conditions 2: Freq. / CH: 9263  
Comment 1: Dist.: 3m, Ant.: HL025, ampl.+HP.  
Comment 2: Freq: 11.142GHz, Pmax: -39.19dBm, RBW: 1MHz



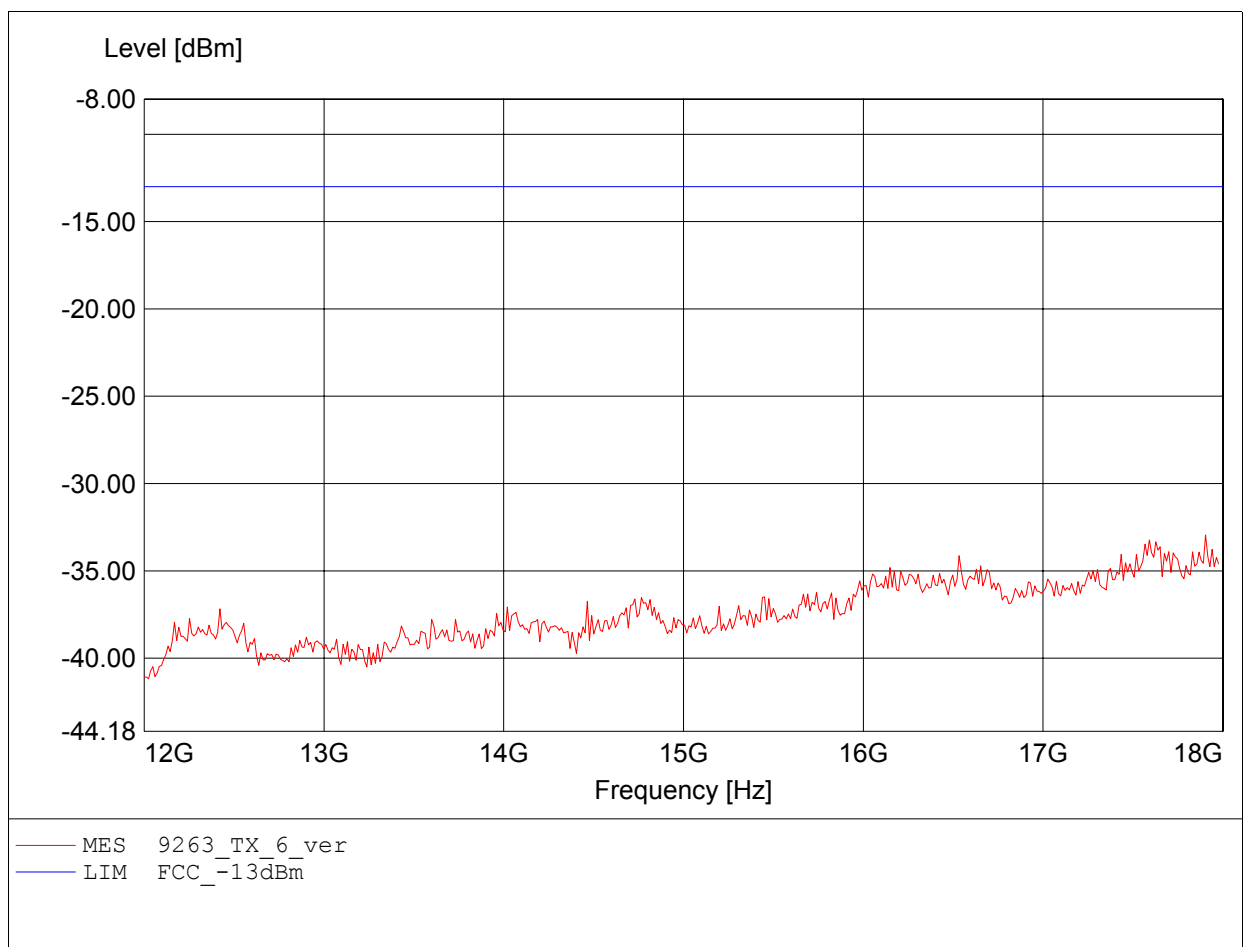
**Radiated Emissions Tx**  
**FCC RULES PART 24 SUBPART E**

Approval Holder: Leica Geosystems AG  
EUT / Model: Field controller  
CS10 / EUT horizontal / Mode: HSDPA  
Test Site / Operator: Eurofins Product Service GmbH / Mr. Pudell  
Test Conditions 1: Tnom: 25°C / Unom.: 7.4V battery  
Test Conditions 2: Freq. / CH: 9263  
Comment 1: Dist.: 3m, Ant.: HL025, ampl.+HP.  
Comment 2: Freq: 11.888GHz, Pmax: -38.92dBm, RBW: 1MHz



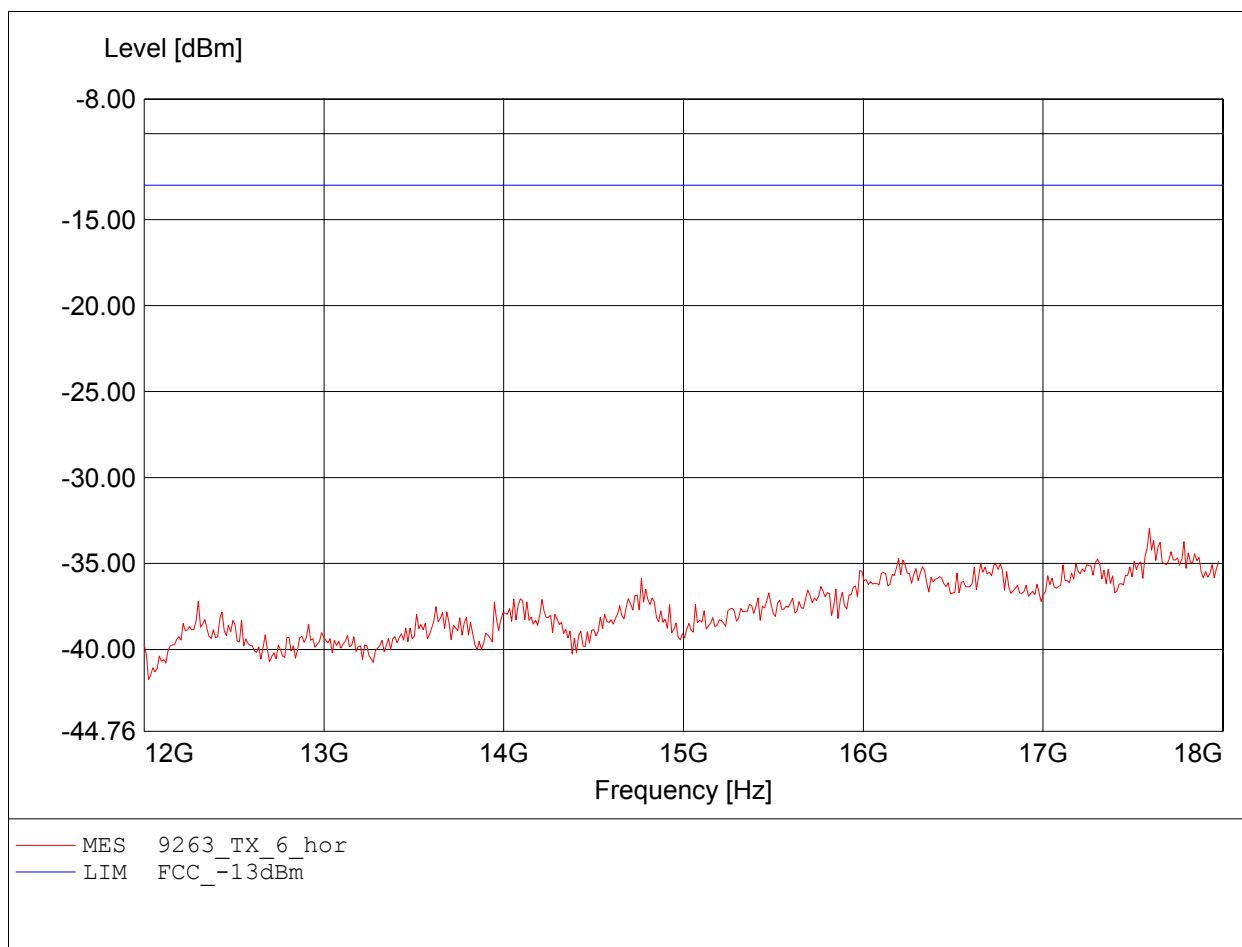
**Radiated Emissions Tx**  
**FCC RULES PART 24 SUBPART E**

Approval Holder: Leica Geosystems AG  
EUT / Model: Field controller  
CS10 / EUT horizontal / Mode: HSDPA  
Test Site / Operator: Eurofins Product Service GmbH / Mr. Pudell  
Test Conditions 1: Tnom: 25°C / Unom.: 7.4V battery  
Test Conditions 2: Freq. / CH: 9263  
Comment 1: Dist.: 3m, Ant.: HL025, ampl.+HP.  
Comment 2: Freq: 17.904GHz, Pmax: -32.93dBm, RBW: 1MHz



**Radiated Emissions Tx**  
**FCC RULES PART 24 SUBPART E**

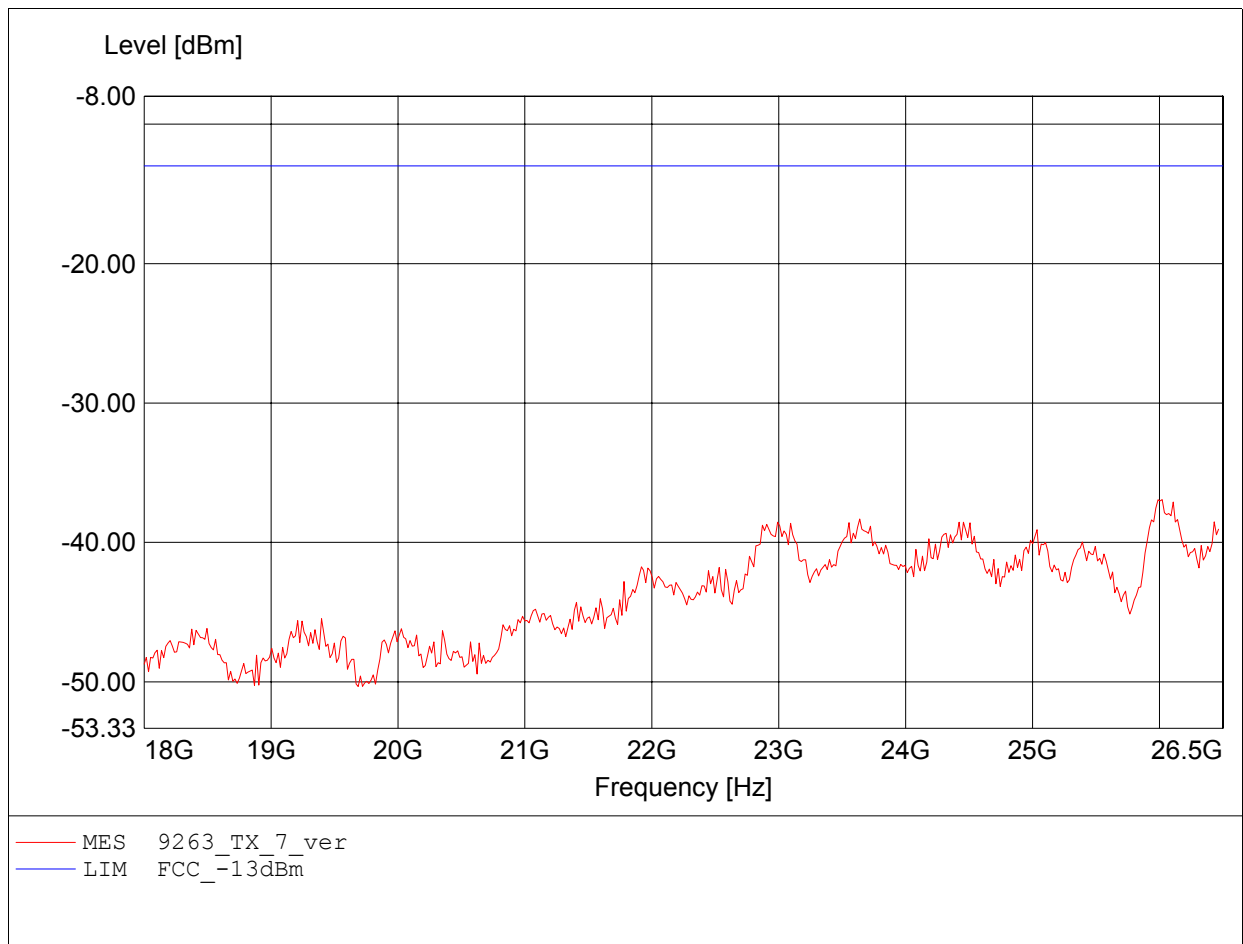
Approval Holder: Leica Geosystems AG  
EUT / Model: Field controller  
CS10 / EUT horizontal / Mode: HSDPA  
Test Site / Operator: Eurofins Product Service GmbH / Mr. Pudell  
Test Conditions 1: Tnom: 25°C / Unom.: 7.4V battery  
Test Conditions 2: Freq. / CH: 9263  
Comment 1: Dist.: 3m, Ant.: HL025, ampl.+HP.  
Comment 2: Freq: 17.591GHz, Pmax: -32.95dBm, RBW: 1MHz





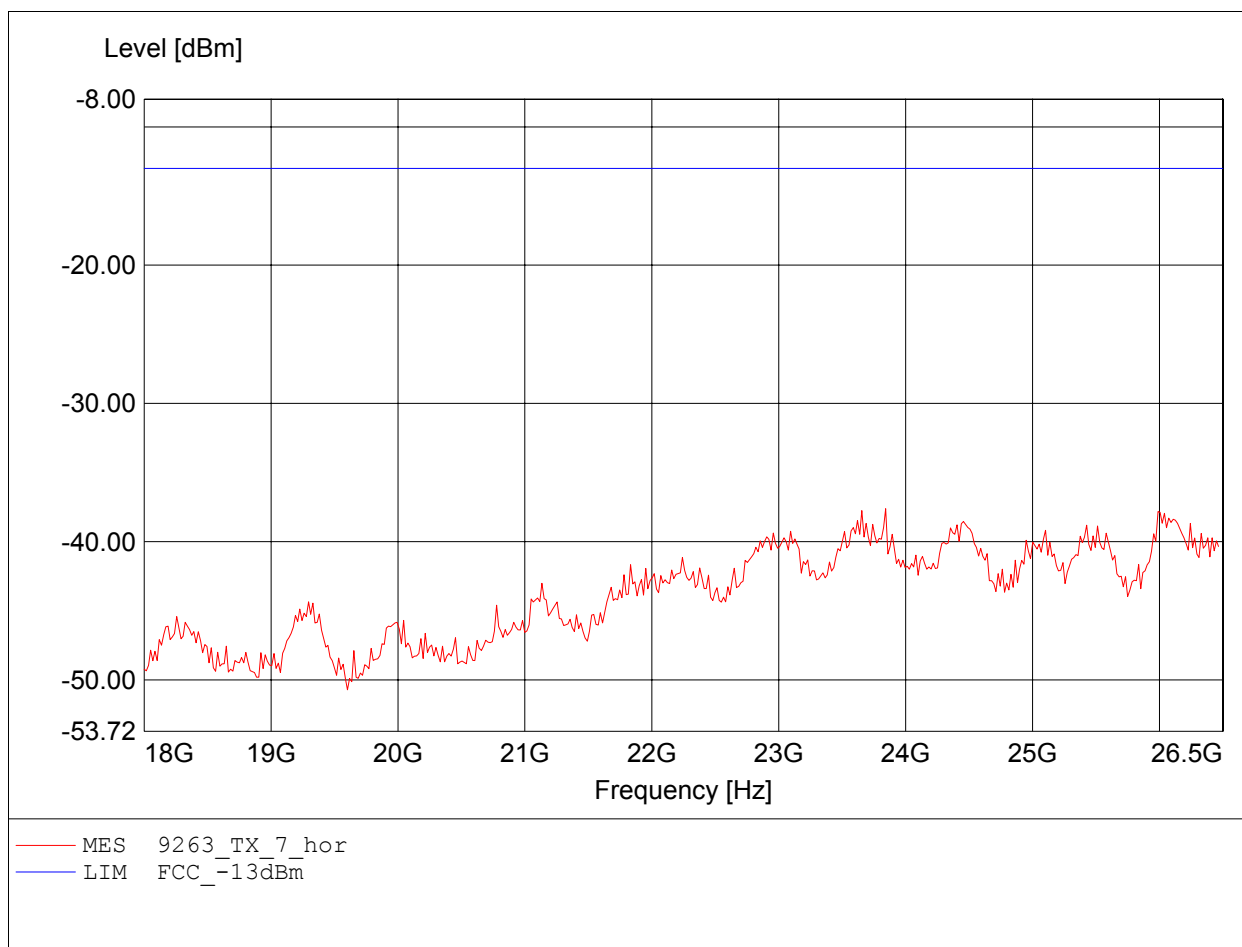
**Radiated Emissions Tx**  
**FCC RULES PART 24 SUBPART E**

Approval Holder: Leica Geosystems AG  
EUT / Model: Field controller  
CS10 / EUT horizontal / Mode: HSDPA  
Test Site / Operator: Eurofins Product Service GmbH / Mr. Pudell  
Test Conditions 1: Tnom: 25°C / Unom.: 7.4V battery  
Test Conditions 2: Freq. / CH: 9263  
Comment 1: Dist.: 3m, Ant.: HL025, amplif.  
Comment 2: Freq: 26.023GHz, Pmax: -36.93dBm, RBW: 1MHz



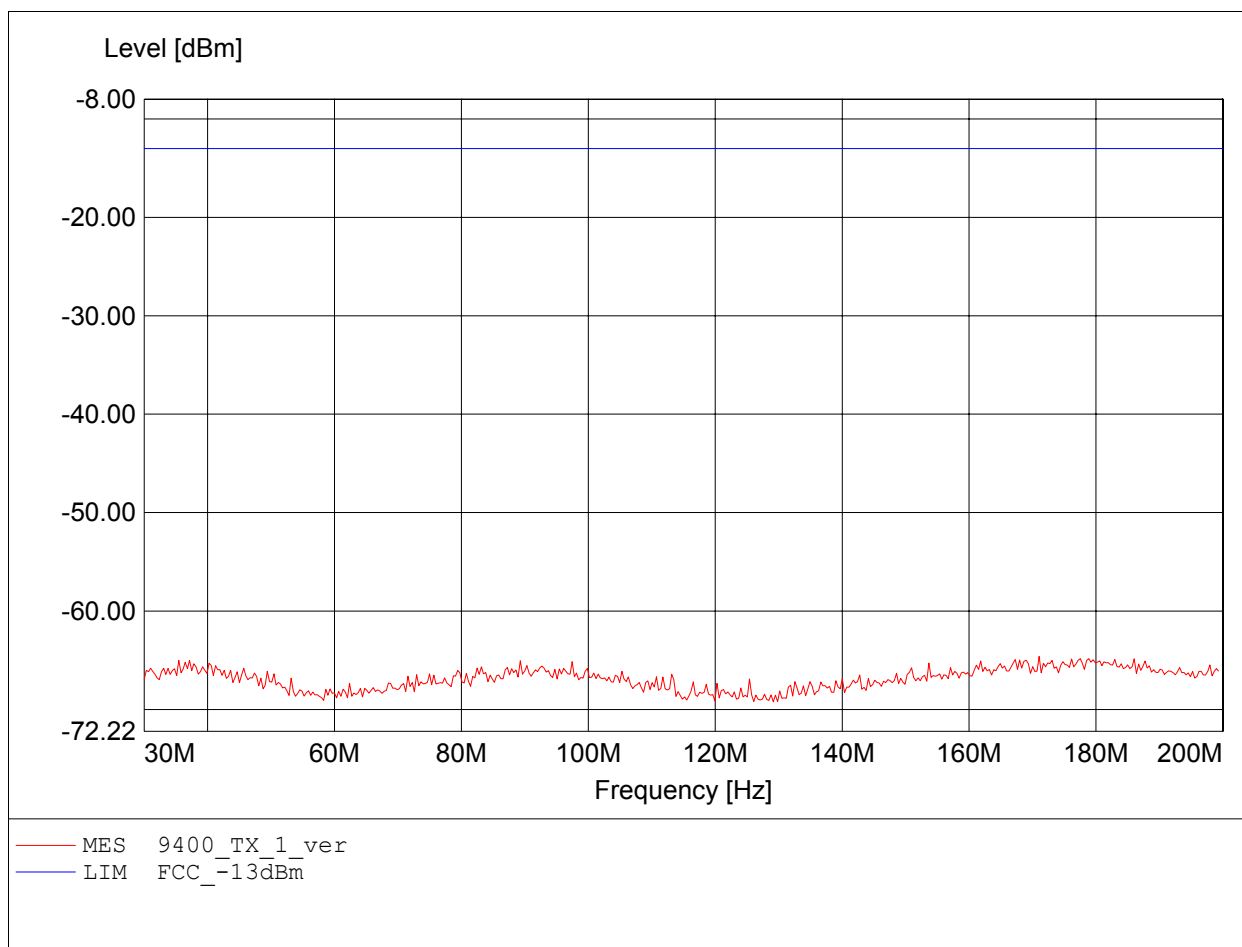
**Radiated Emissions Tx**  
**FCC RULES PART 24 SUBPART E**

Approval Holder: Leica Geosystems AG  
EUT / Model: Field controller  
CS10 / EUT horizontal / Mode: HSDPA  
Test Site / Operator: Eurofins Product Service GmbH / Mr. Pudell  
Test Conditions 1: Tnom: 25°C / Unom.: 7.4V battery  
Test Conditions 2: Freq. / CH: 9263  
Comment 1: Dist.: 3m, Ant.: HL025, amplif.  
Comment 2: Freq: 23.843GHz, Pmax: -37.62dBm, RBW: 1MHz



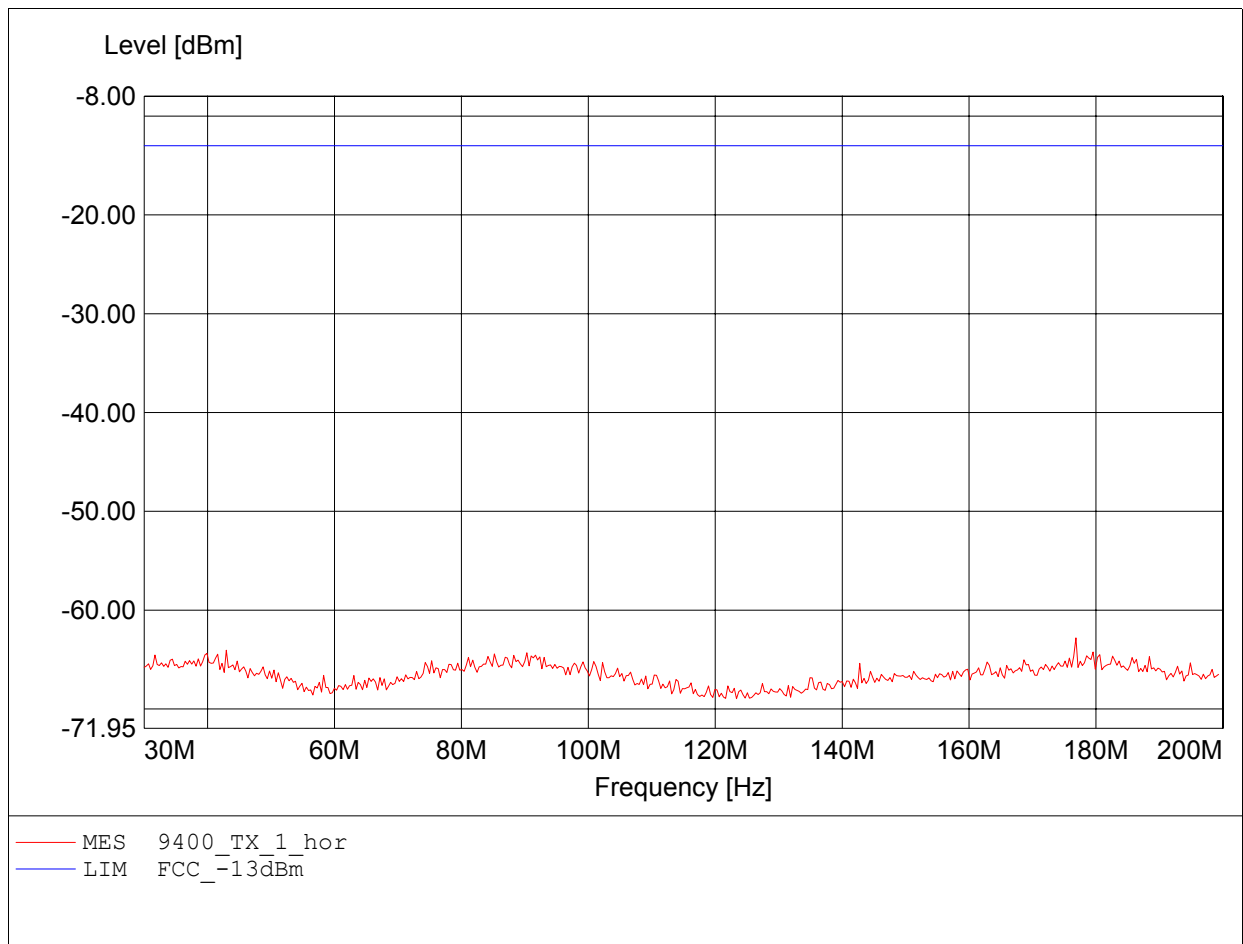
**Radiated Emissions Tx**  
**FCC RULES PART 24 SUBPART E**

Approval Holder: Leica Geosystems AG  
EUT / Model: Field controller  
CS10 / EUT horizontal / Mode: HSDPA  
Test Site / Operator: Eurofins Product Service GmbH / Mr. Pudell  
Test Conditions 1: Tnom: 25°C / Unom.: 7.4V battery  
Test Conditions 2: Freq. / CH: 9400  
Comment 1: Dist.: 3m, Ant.: HK 116  
Comment 2: Freq: 171.042MHz, Pmax: -64.61dBm, RBW: 100kHz



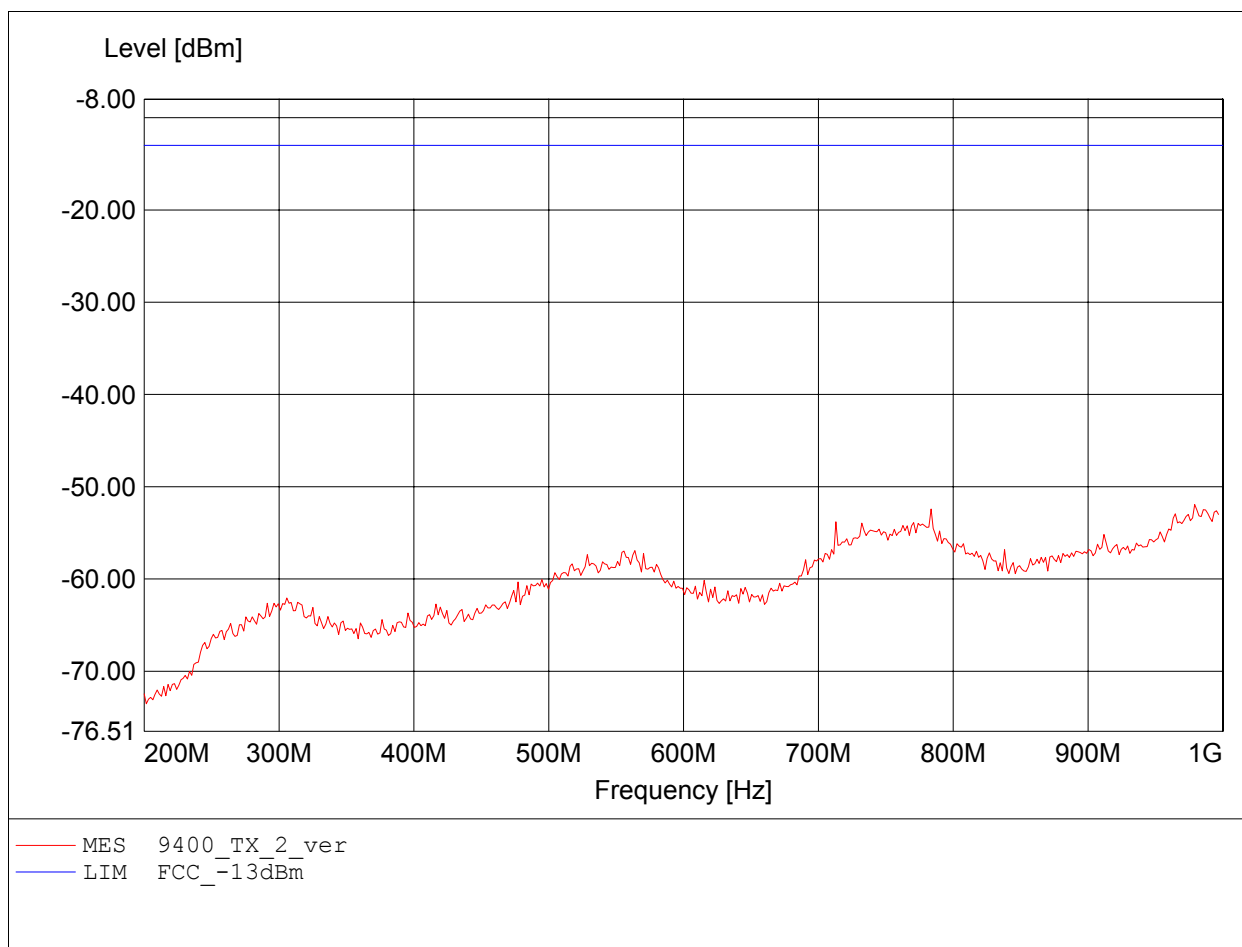
**Radiated Emissions Tx**  
**FCC RULES PART 24 SUBPART E**

Approval Holder: Leica Geosystems AG  
EUT / Model: Field controller  
CS10 / EUT horizontal / Mode: HSDPA  
Test Site / Operator: Eurofins Product Service GmbH / Mr. Pudell  
Test Conditions 1: Tnom: 25°C / Unom.: 7.4V battery  
Test Conditions 2: Freq. / CH: 9400  
Comment 1: Dist.: 3m, Ant.: HK 116  
Comment 2: Freq: 176.834MHz, Pmax: -62.80dBm, RBW: 100kHz



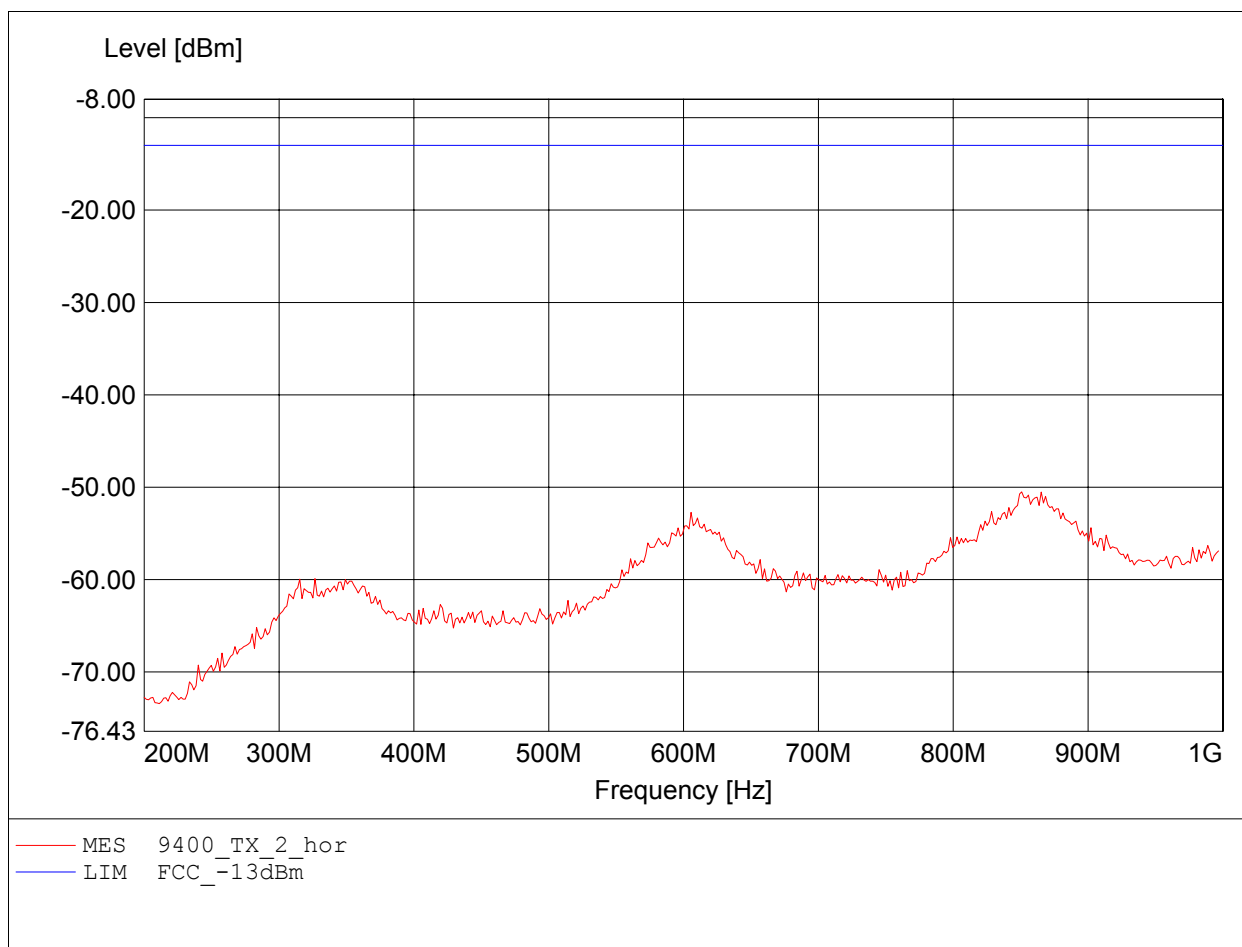
**Radiated Emissions Tx**  
**FCC RULES PART 24 SUBPART E**

Approval Holder: Leica Geosystems AG  
EUT / Model: Field controller  
CS10 / EUT horizontal / Mode: HSDPA  
Test Site / Operator: Eurofins Product Service GmbH / Mr. Pudell  
Test Conditions 1: Tnom: 25°C / Unom.: 7.4V battery  
Test Conditions 2: Freq. / CH: 9400  
Comment 1: Dist.: 3m, Ant.: HL 223  
Comment 2: Freq: 979.158MHz, Pmax: -51.93dBm, RBW: 100kHz



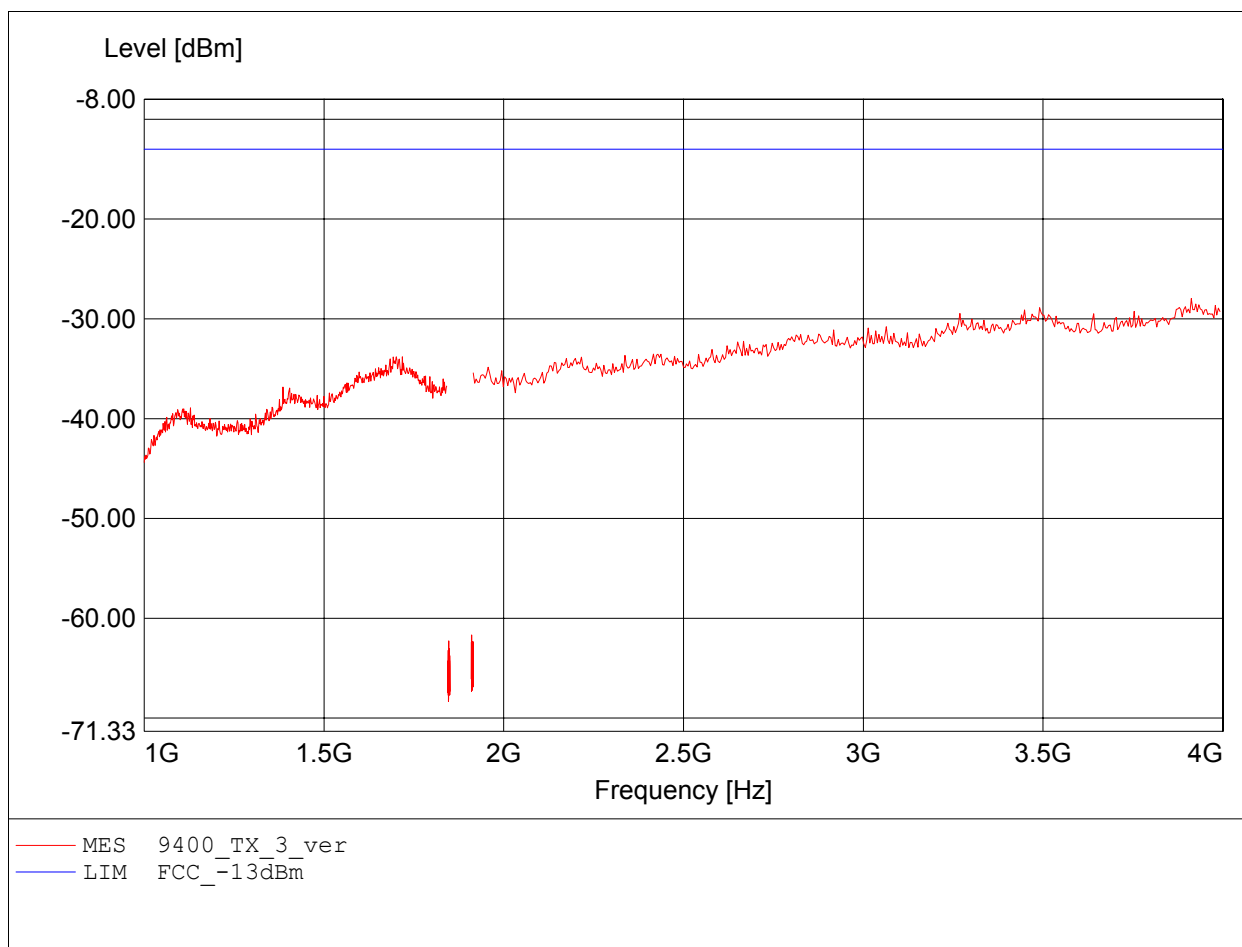
**Radiated Emissions Tx**  
**FCC RULES PART 24 SUBPART E**

Approval Holder: Leica Geosystems AG  
EUT / Model: Field controller  
CS10 / EUT horizontal / Mode: HSDPA  
Test Site / Operator: Eurofins Product Service GmbH / Mr. Pudell  
Test Conditions 1: Tnom: 25°C / Unom.: 7.4V battery  
Test Conditions 2: Freq. / CH: 9400  
Comment 1: Dist.: 3m, Ant.: HL 223  
Comment 2: Freq: 850.902MHz, Pmax: -50.51dBm, RBW: 100kHz



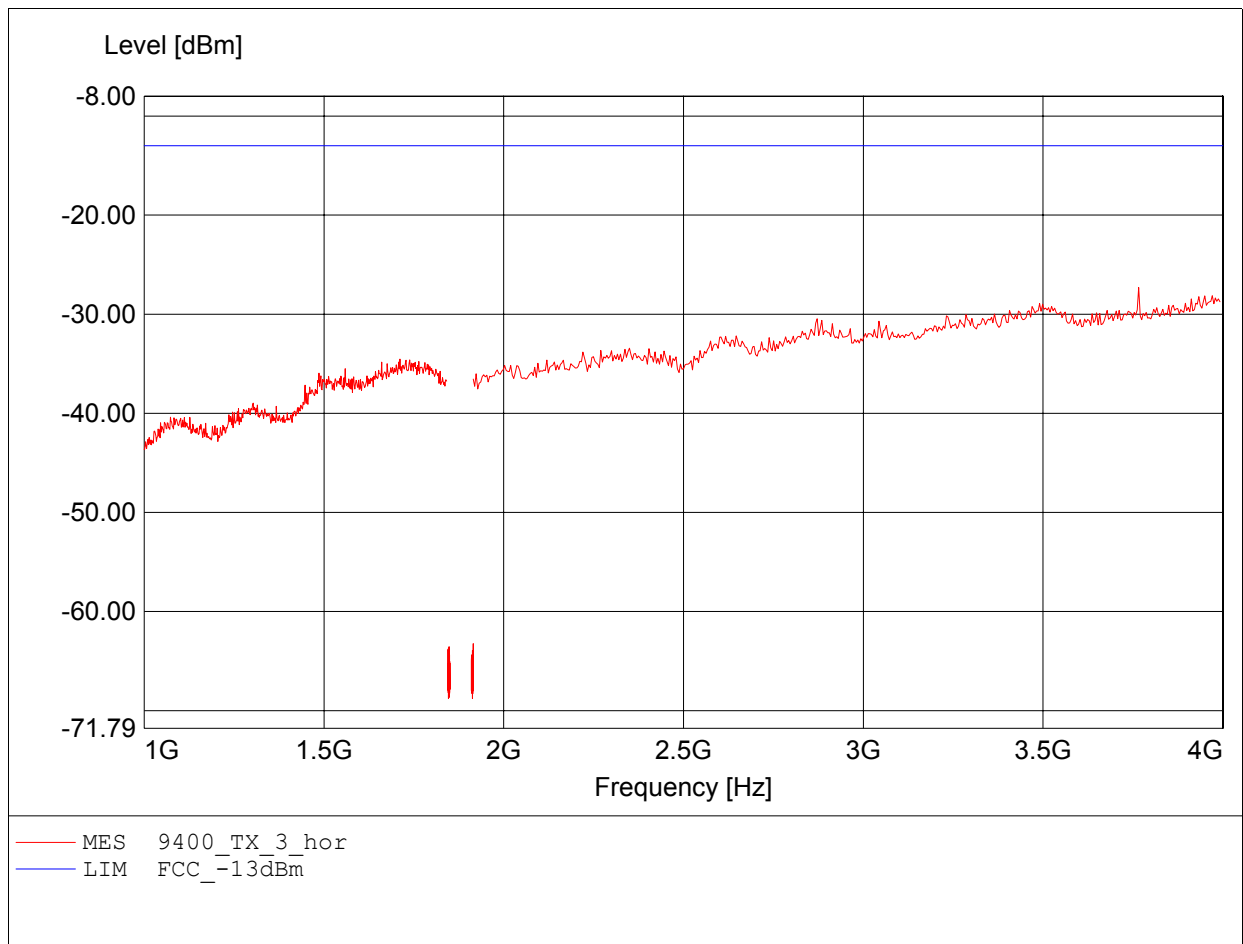
**Radiated Emissions Tx**  
**FCC RULES PART 24 SUBPART E**

Approval Holder: Leica Geosystems AG  
EUT / Model: Field controller  
CS10 / EUT horizontal / Mode: HSDPA  
Test Site / Operator: Eurofins Product Service GmbH / Mr. Pudell  
Test Conditions 1: Tnom: 25°C / Unom.: 7.4V battery  
Test Conditions 2: Freq. / CH: 9400  
Comment 1: Dist.: 3m, Ant.: HL025  
Comment 2: Freq: 3.912GHz, Pmax: -27.96dBm, RBW: 1MHz/3kHz



**Radiated Emissions Tx**  
**FCC RULES PART 24 SUBPART E**

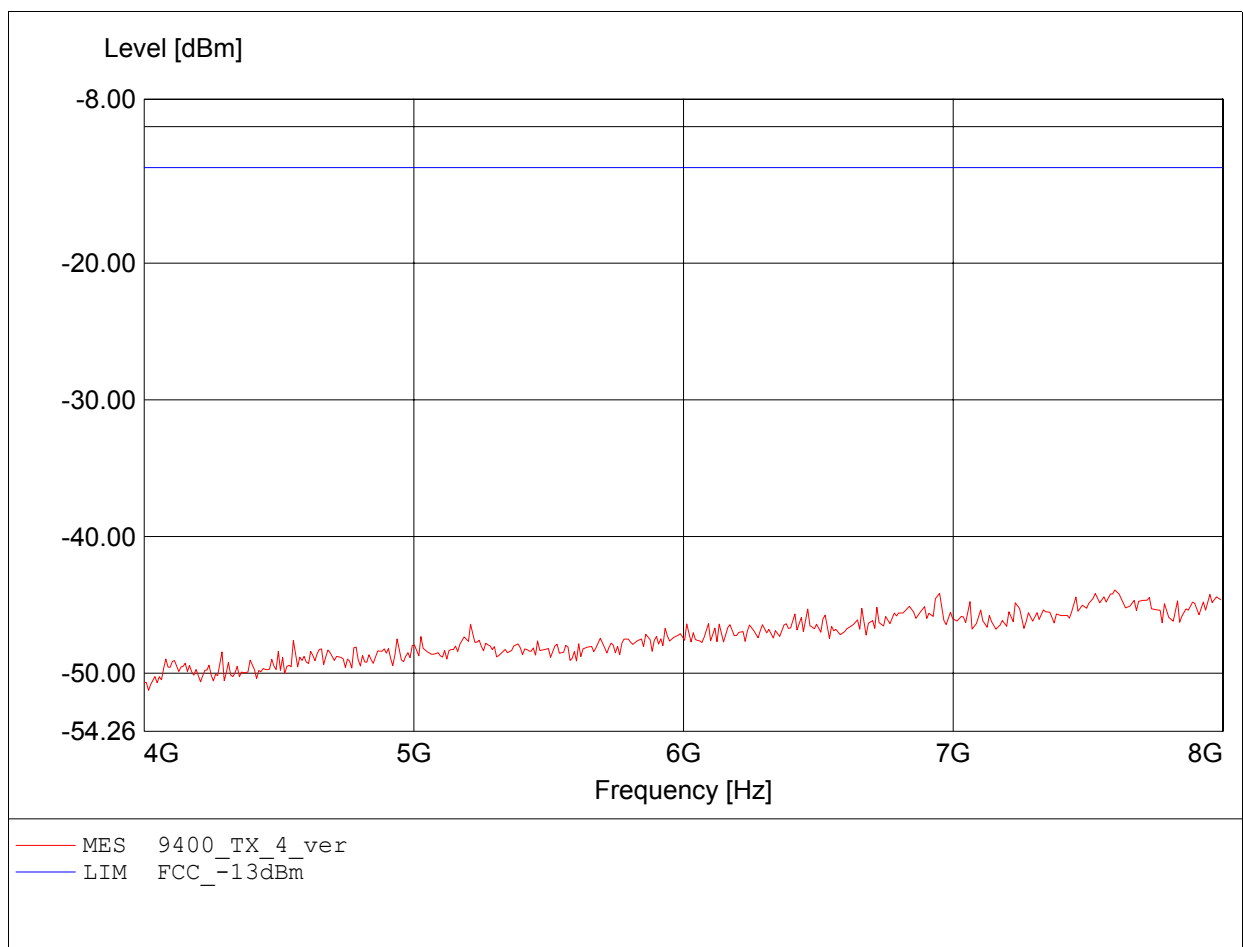
Approval Holder: Leica Geosystems AG  
EUT / Model: Field controller  
CS10 / EUT horizontal / Mode: HSDPA  
Test Site / Operator: Eurofins Product Service GmbH / Mr. Pudell  
Test Conditions 1: Tnom: 25°C / Unom.: 7.4V battery  
Test Conditions 2: Freq. / CH: 9400  
Comment 1: Dist.: 3m, Ant.: HL025  
Comment 2: Freq: 3.766GHz, Pmax: -27.31dBm, RBW: 1MHz/3kHz





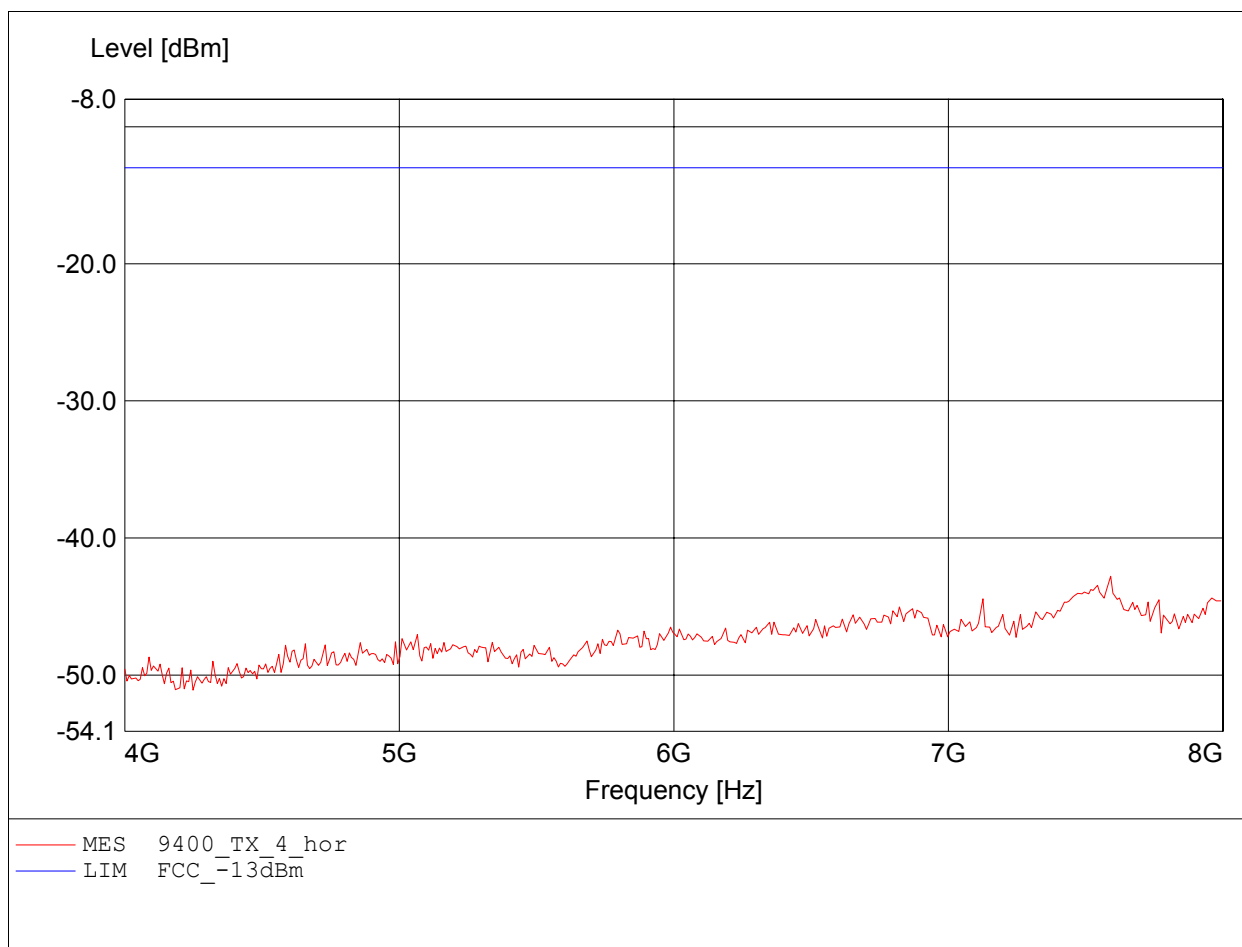
**Radiated Emissions Tx**  
**FCC RULES PART 24 SUBPART E**

Approval Holder: Leica Geosystems AG  
EUT / Model: Field controller  
CS10 / EUT horizontal / Mode: HSDPA  
Test Site / Operator: Eurofins Product Service GmbH / Mr. Pudell  
Test Conditions 1: Tnom: 25°C / Unom.: 7.4V battery  
Test Conditions 2: Freq. / CH: 9400  
Comment 1: Dist.: 3m, Ant.: HL025, ampl.+HP.  
Comment 2: Freq: 7.599GHz, Pmax: -43.92dBm, RBW: 1MHz



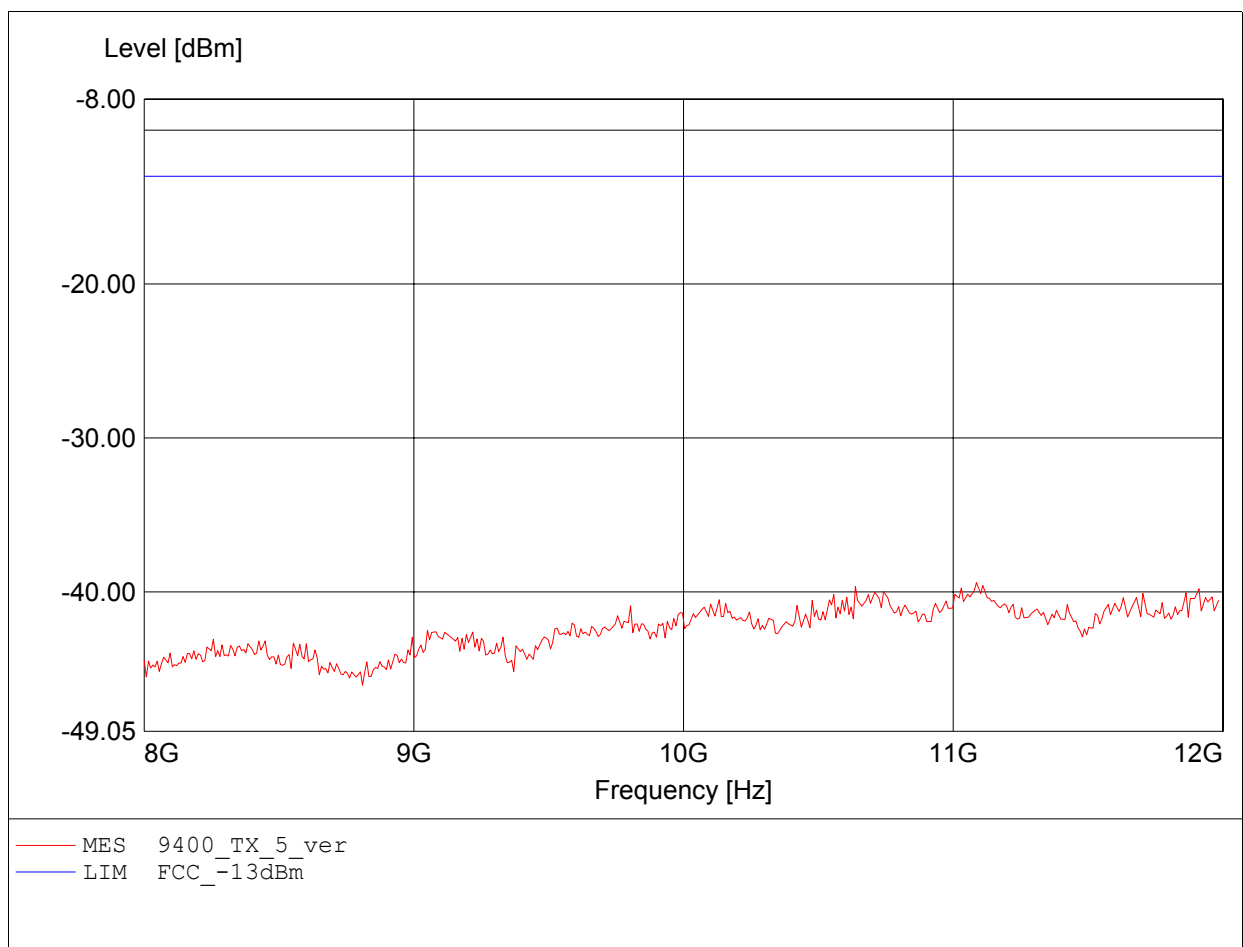
**Radiated Emissions Tx**  
**FCC RULES PART 24 SUBPART E**

Approval Holder: Leica Geosystems AG  
EUT / Model: Field controller  
CS10 / EUT horizontal / Mode: HSDPA  
Test Site / Operator: Eurofins Product Service GmbH / Mr. Pudell  
Test Conditions 1: Tnom: 25°C / Unom.: 7.4V battery  
Test Conditions 2: Freq. / CH: 9400  
Comment 1: Dist.: 3m, Ant.: HL025, ampl.+HP.  
Comment 2: Freq: 7.591GHz, Pmax: -42.79dBm, RBW: 1MHz



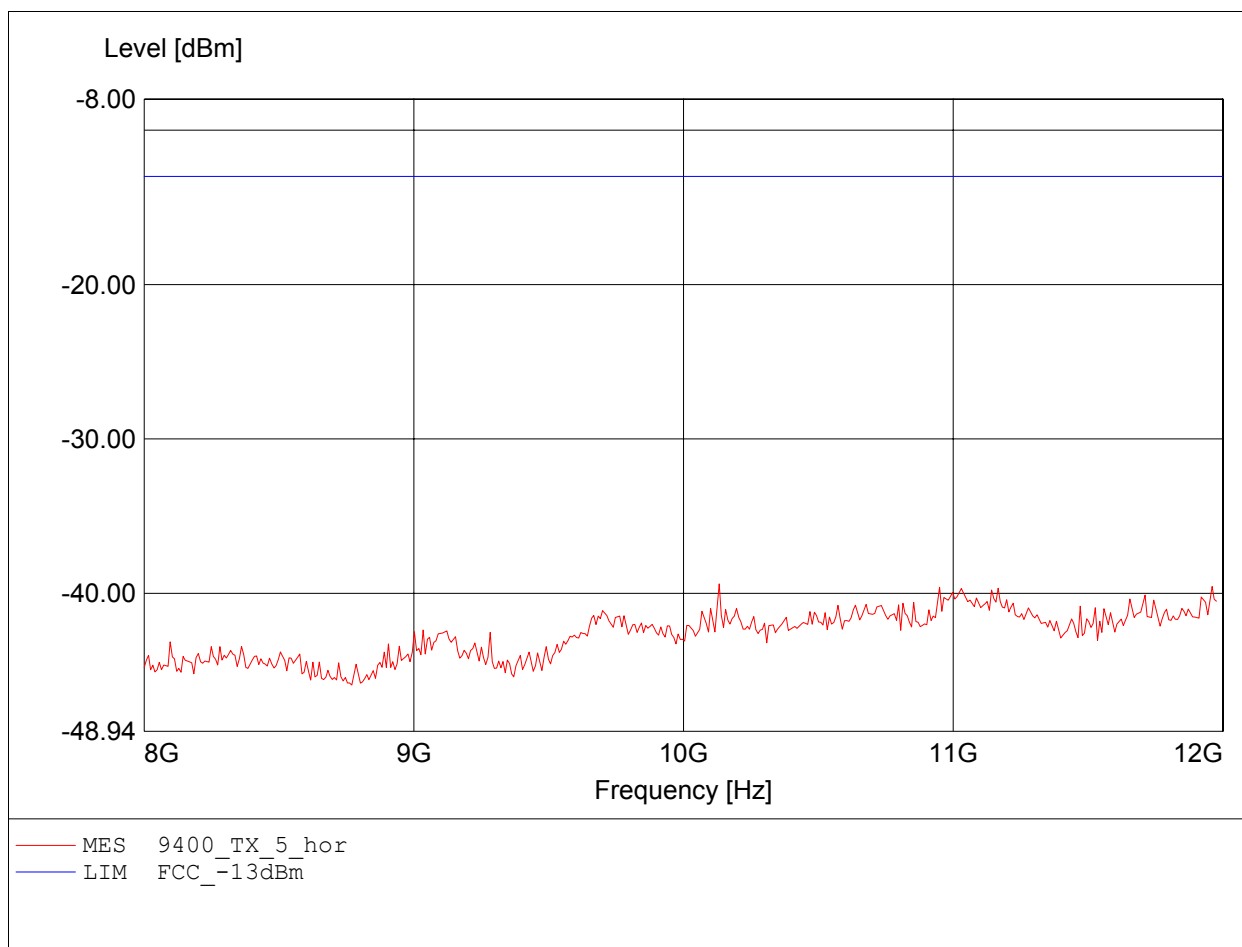
**Radiated Emissions Tx**  
**FCC RULES PART 24 SUBPART E**

Approval Holder: Leica Geosystems AG  
EUT / Model: Field controller  
CS10 / EUT horizontal / Mode: HSDPA  
Test Site / Operator: Eurofins Product Service GmbH / Mr. Pudell  
Test Conditions 1: Tnom: 25°C / Unom.: 7.4V battery  
Test Conditions 2: Freq. / CH: 9400  
Comment 1: Dist.: 3m, Ant.: HL025, ampl.+HP.  
Comment 2: Freq: 11.086GHz, Pmax: -39.39dBm, RBW: 1MHz



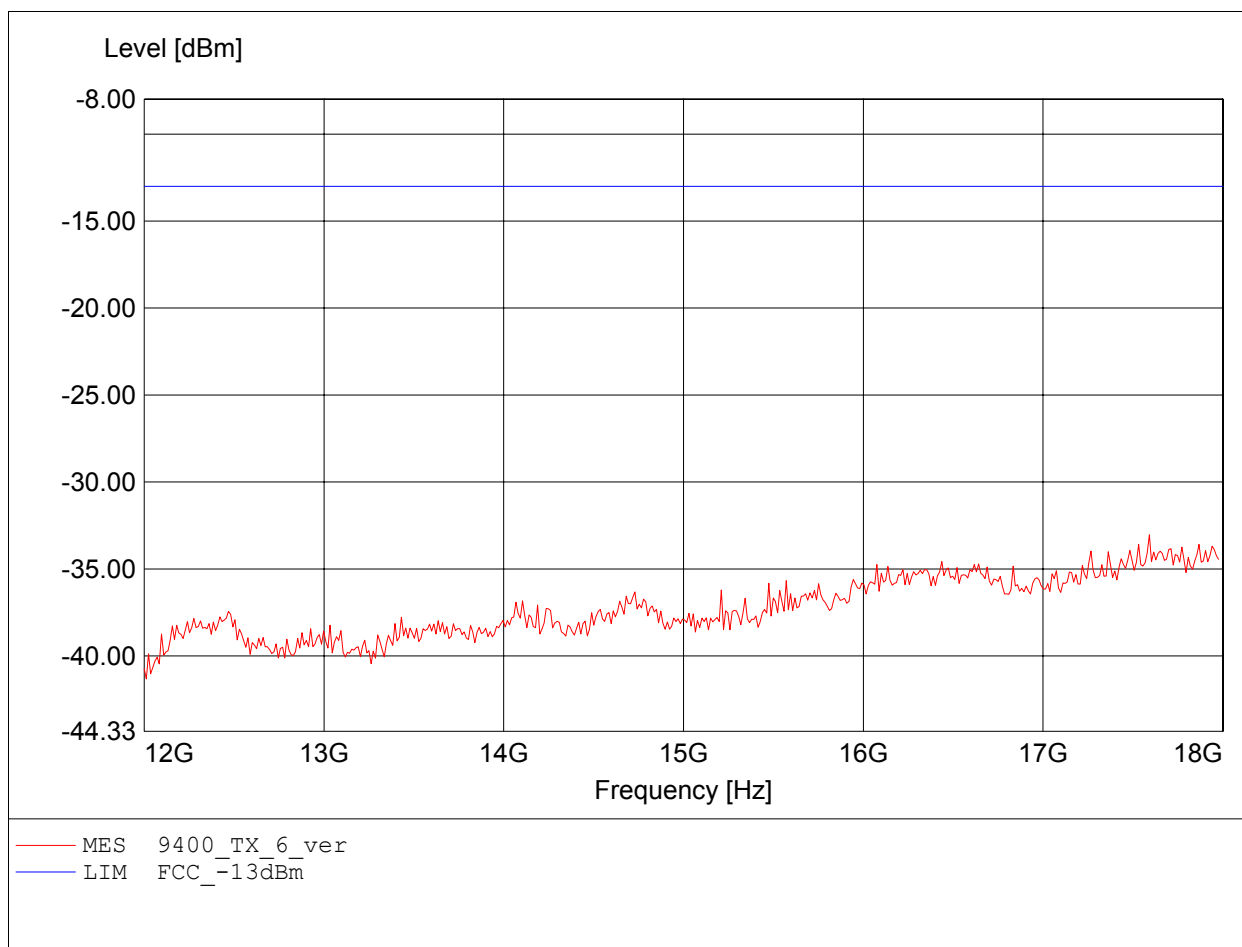
**Radiated Emissions Tx**  
**FCC RULES PART 24 SUBPART E**

Approval Holder: Leica Geosystems AG  
EUT / Model: Field controller  
CS10 / EUT horizontal / Mode: HSDPA  
Test Site / Operator: Eurofins Product Service GmbH / Mr. Pudell  
Test Conditions 1: Tnom: 25°C / Unom.: 7.4V battery  
Test Conditions 2: Freq. / CH: 9400  
Comment 1: Dist.: 3m, Ant.: HL025, ampl.+HP.  
Comment 2: Freq: 10.132GHz, Pmax: -39.39dBm, RBW: 1MHz



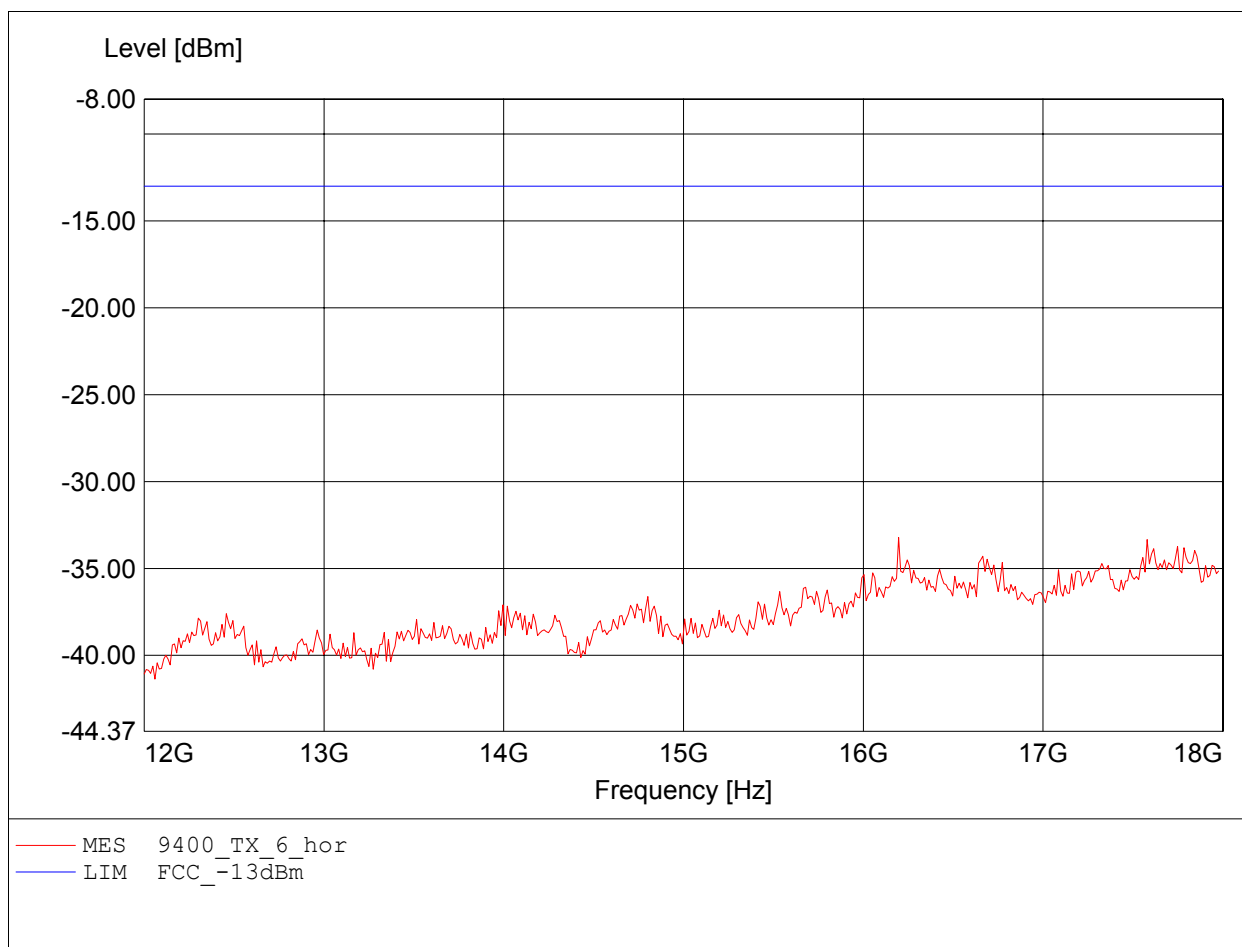
**Radiated Emissions Tx**  
**FCC RULES PART 24 SUBPART E**

Approval Holder: Leica Geosystems AG  
EUT / Model: Field controller  
CS10 / EUT horizontal / Mode: HSDPA  
Test Site / Operator: Eurofins Product Service GmbH / Mr. Pudell  
Test Conditions 1: Tnom: 25°C / Unom.: 7.4V battery  
Test Conditions 2: Freq. / CH: 9400  
Comment 1: Dist.: 3m, Ant.: HL025, ampl.+HP.  
Comment 2: Freq: 17.591GHz, Pmax: -33.03dBm, RBW: 1MHz



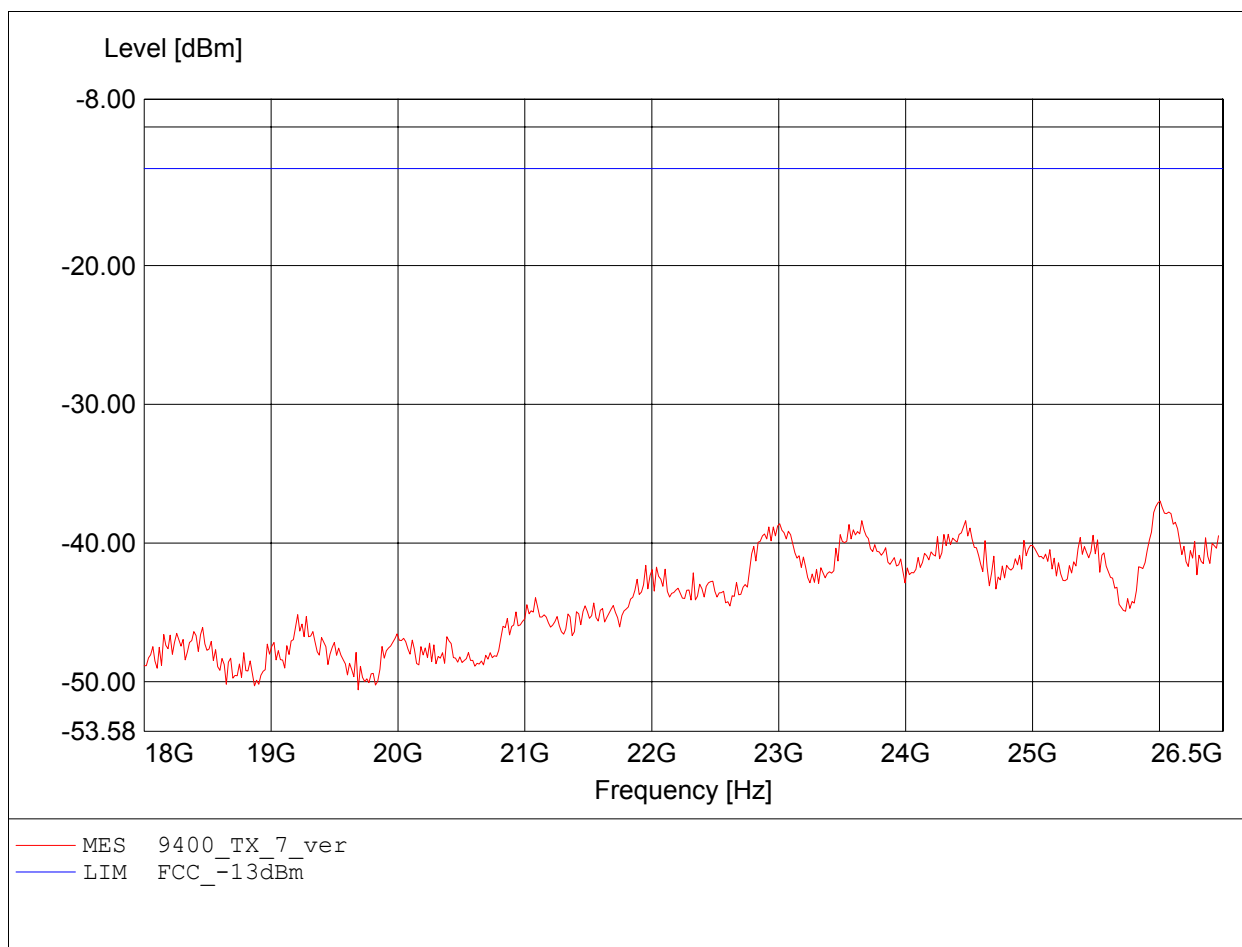
**Radiated Emissions Tx**  
**FCC RULES PART 24 SUBPART E**

Approval Holder: Leica Geosystems AG  
EUT / Model: Field controller  
CS10 / EUT horizontal / Mode: HSDPA  
Test Site / Operator: Eurofins Product Service GmbH / Mr. Pudell  
Test Conditions 1: Tnom: 25°C / Unom.: 7.4V battery  
Test Conditions 2: Freq. / CH: 9400  
Comment 1: Dist.: 3m, Ant.: HL025, ampl.+HP.  
Comment 2: Freq: 16.196GHz, Pmax: -33.22dBm, RBW: 1MHz



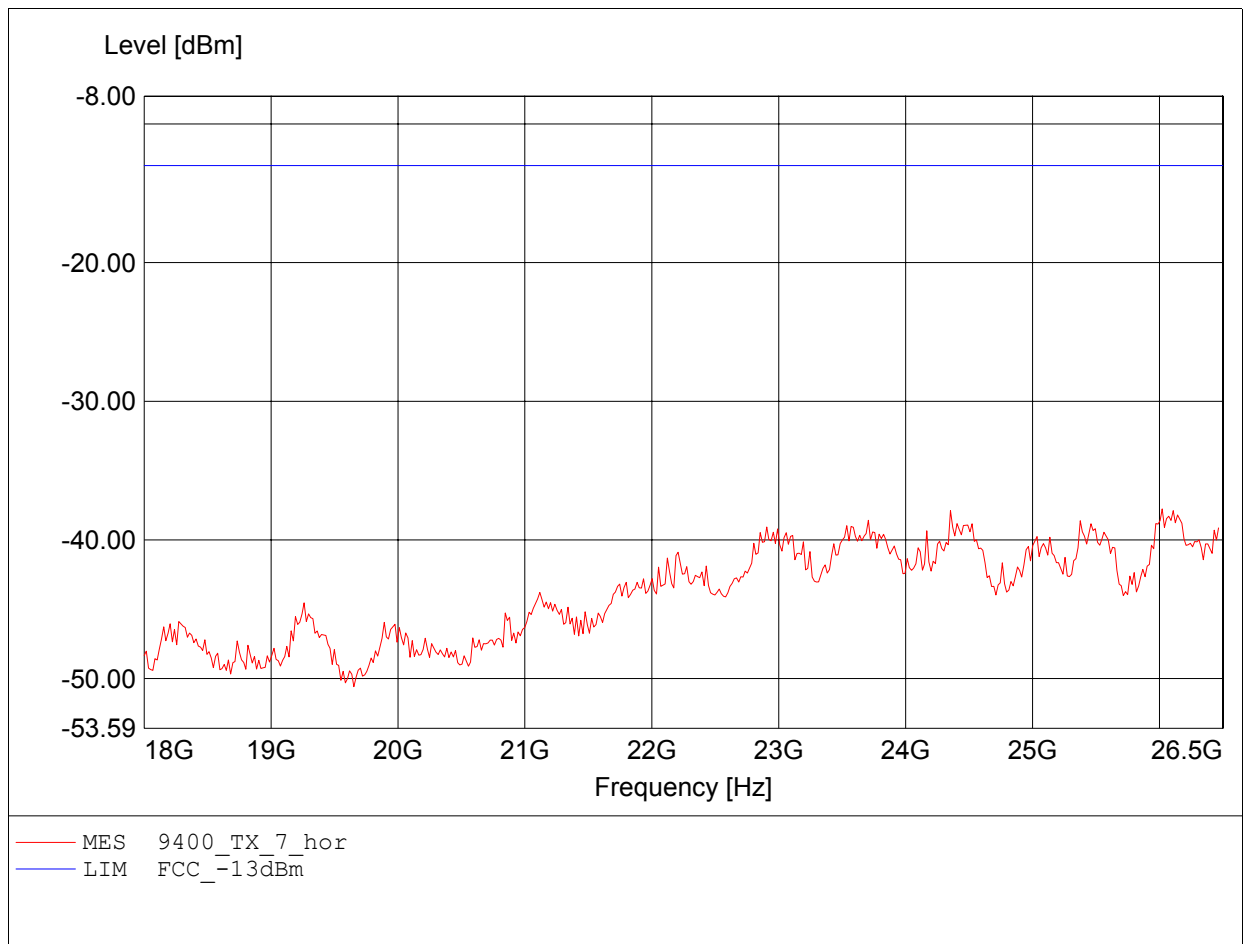
**Radiated Emissions Tx**  
**FCC RULES PART 24 SUBPART E**

Approval Holder: Leica Geosystems AG  
EUT / Model: Field controller  
CS10 / EUT horizontal / Mode: HSDPA  
Test Site / Operator: Eurofins Product Service GmbH / Mr. Pudell  
Test Conditions 1: Tnom: 25°C / Unom.: 7.4V battery  
Test Conditions 2: Freq. / CH: 9400  
Comment 1: Dist.: 3m, Ant.: HL025, amplif.  
Comment 2: Freq: 26.006GHz, Pmax: -36.97dBm, RBW: 1MHz



**Radiated Emissions Tx**  
**FCC RULES PART 24 SUBPART E**

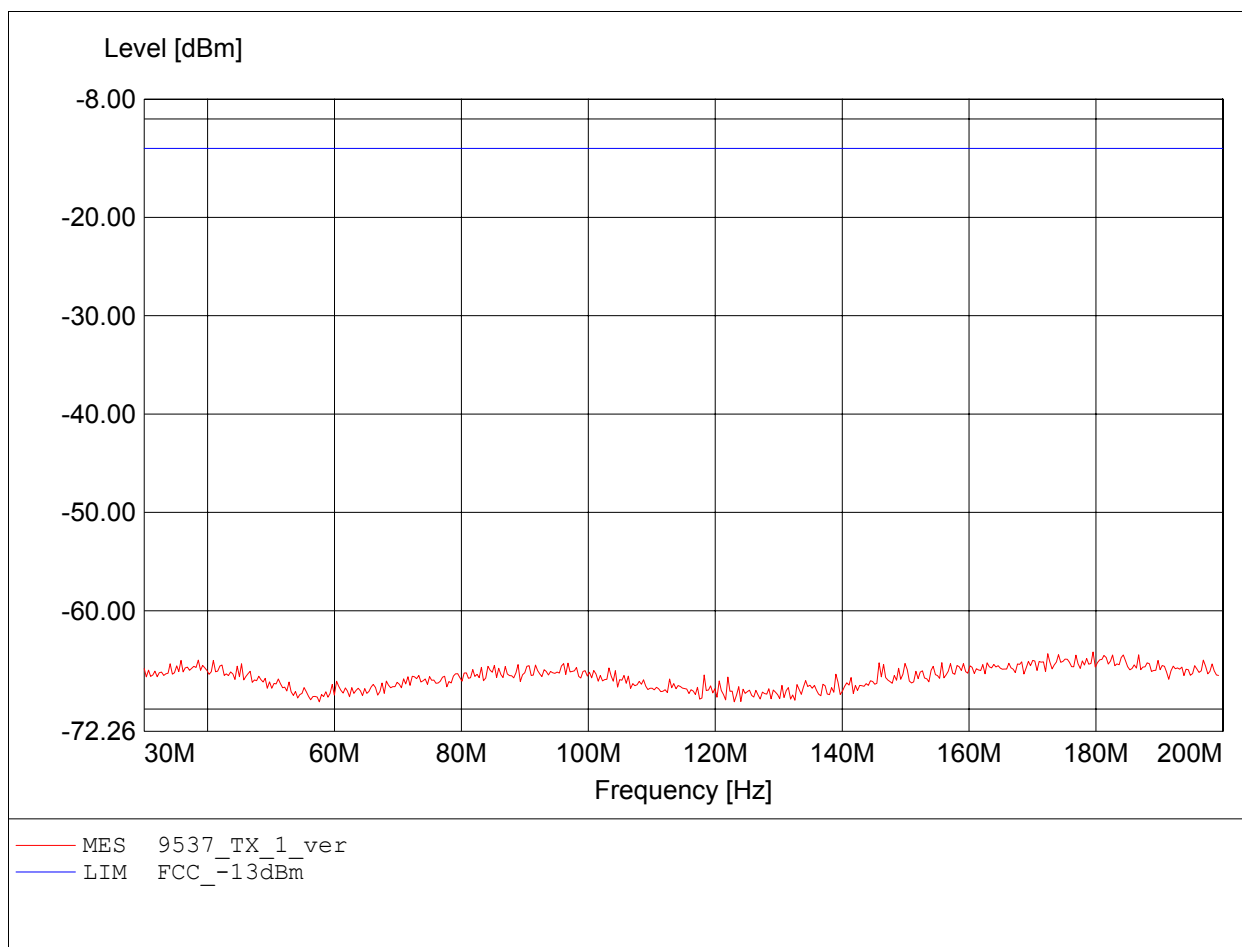
Approval Holder: Leica Geosystems AG  
 EUT / Model: Field controller  
 CS10 / EUT horizontal / Mode: HSDPA  
 Test Site / Operator: Eurofins Product Service GmbH / Mr. Pudell  
 Test Conditions 1: Tnom: 25°C / Unom.: 7.4V battery  
 Test Conditions 2: Freq. / CH: 9400  
 Comment 1: Dist.: 3m, Ant.: HL025, amplif.  
 Comment 2: Freq: 26.023GHz, Pmax: -37.76dBm, RBW: 1MHz





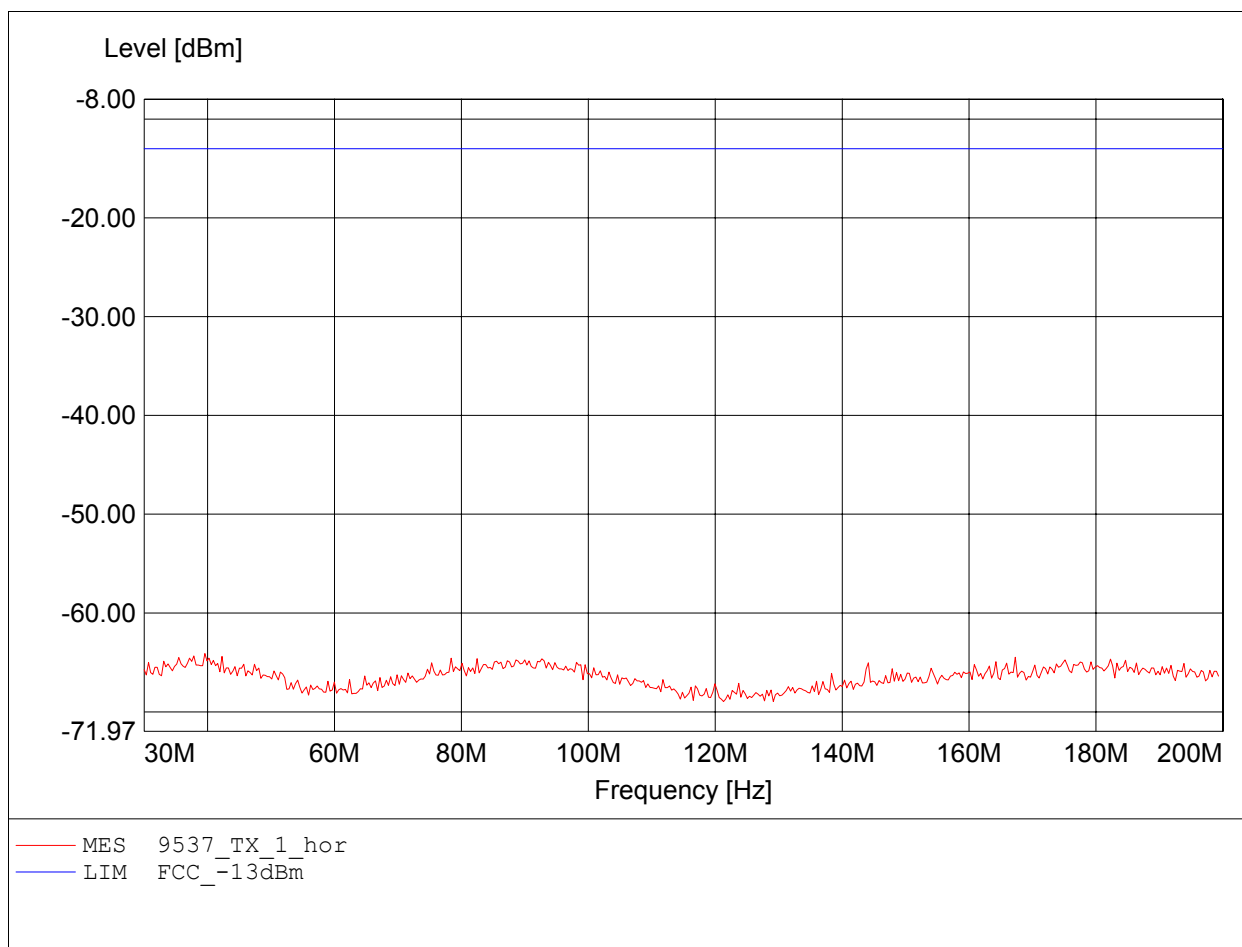
**Radiated Emissions Tx**  
**FCC RULES PART 24 SUBPART E**

Approval Holder: Leica Geosystems AG  
EUT / Model: Field controller  
CS10 / EUT horizontal / Mode: HSDPA  
Test Site / Operator: Eurofins Product Service GmbH / Mr. Pudell  
Test Conditions 1: Tnom: 25°C / Unom.: 7.4V battery  
Test Conditions 2: Freq. / CH: 9537  
Comment 1: Dist.: 3m, Ant.: HK 116  
Comment 2: Freq: 179.559MHz, Pmax: -64.20dBm, RBW: 100kHz



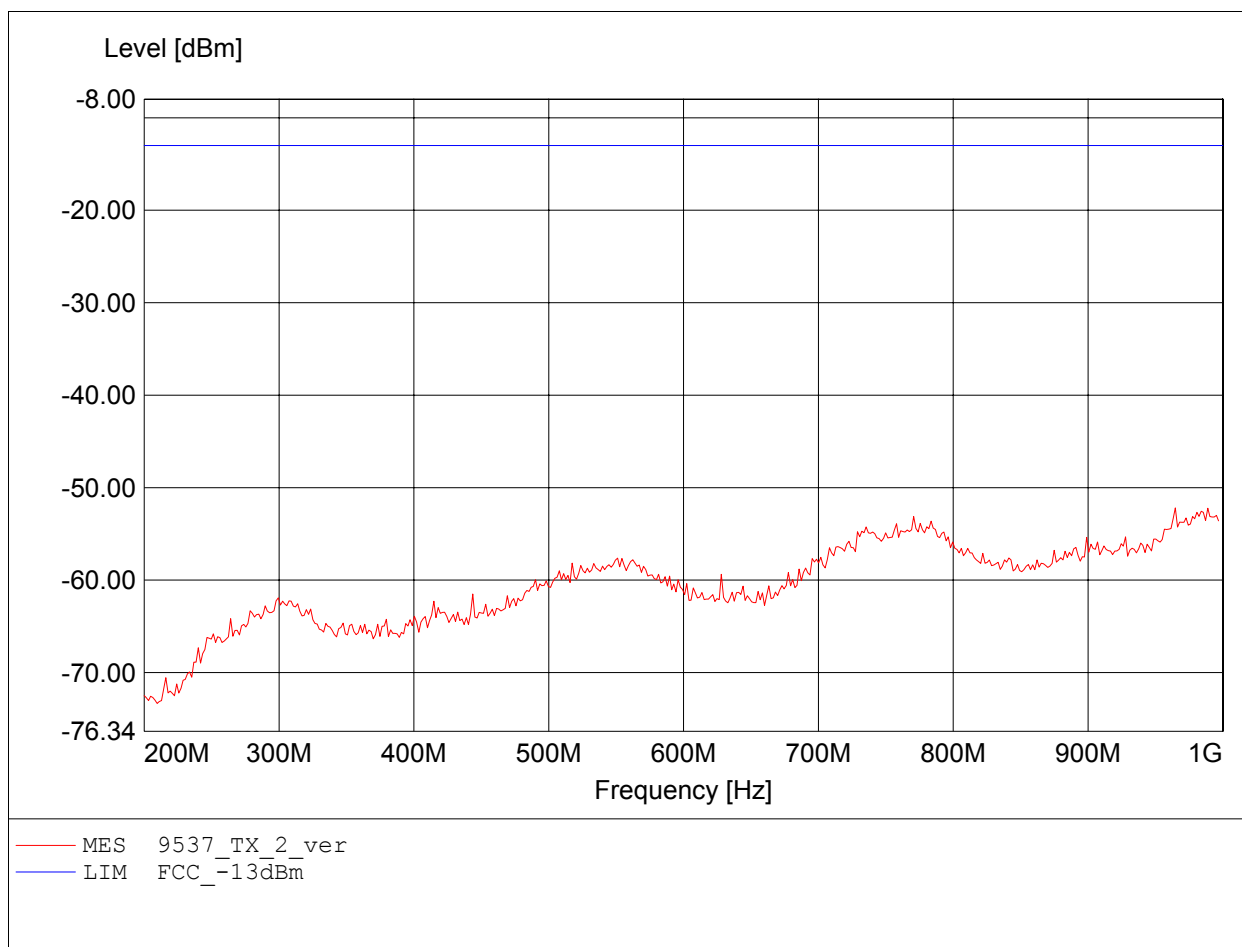
**Radiated Emissions Tx**  
**FCC RULES PART 24 SUBPART E**

Approval Holder: Leica Geosystems AG  
EUT / Model: Field controller  
CS10 / EUT horizontal / Mode: HSDPA  
Test Site / Operator: Eurofins Product Service GmbH / Mr. Pudell  
Test Conditions 1: Tnom: 25°C / Unom.: 7.4V battery  
Test Conditions 2: Freq. / CH: 9537  
Comment 1: Dist.: 3m, Ant.: HK 116  
Comment 2: Freq: 39.539MHz, Pmax: -64.10dBm, RBW: 100kHz



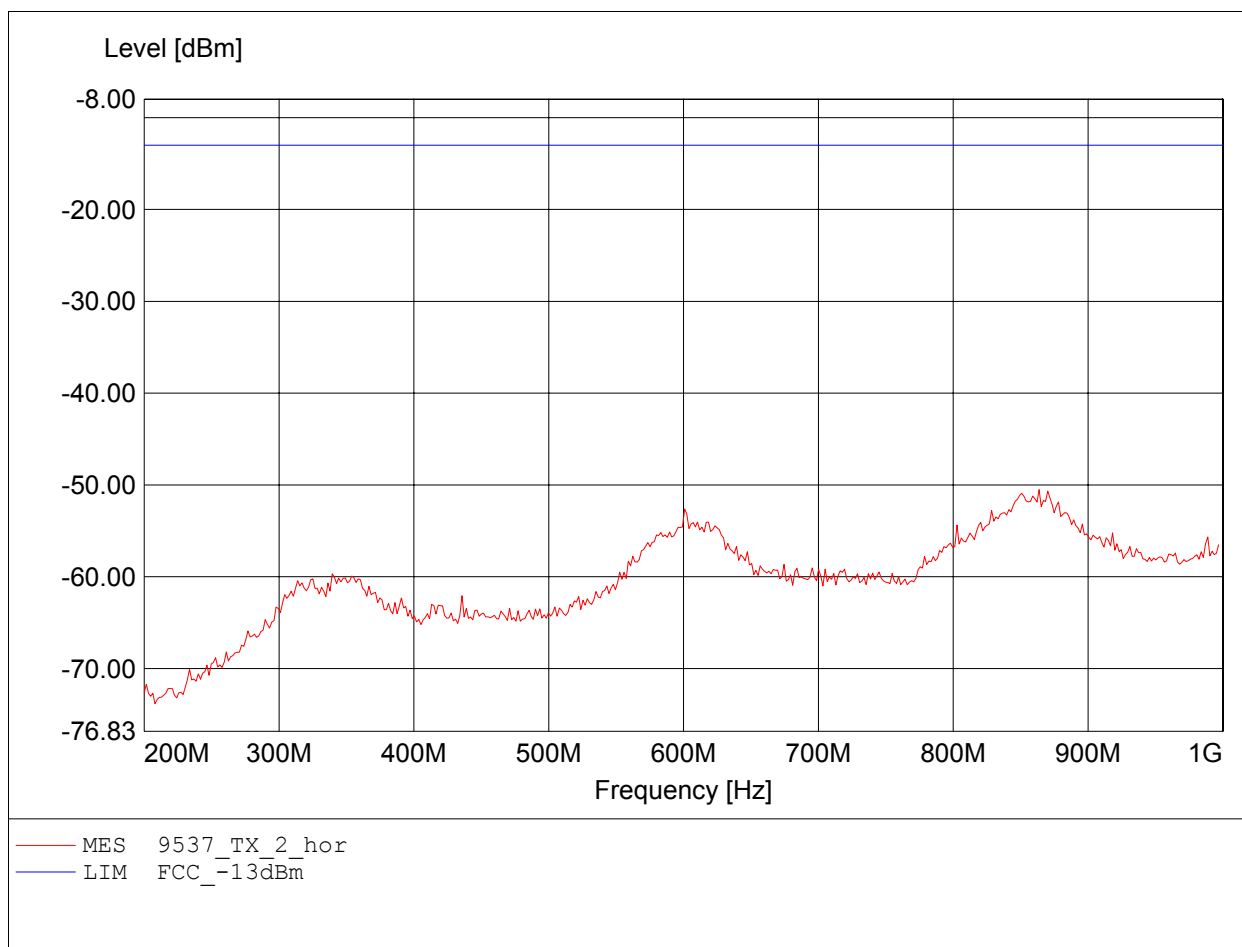
**Radiated Emissions Tx**  
**FCC RULES PART 24 SUBPART E**

Approval Holder: Leica Geosystems AG  
EUT / Model: Field controller  
CS10 / EUT horizontal / Mode: HSDPA  
Test Site / Operator: Eurofins Product Service GmbH / Mr. Pudell  
Test Conditions 1: Tnom: 25°C / Unom.: 7.4V battery  
Test Conditions 2: Freq. / CH: 9537  
Comment 1: Dist.: 3m, Ant.: HL 223  
Comment 2: Freq: 964.729MHz, Pmax: -52.17dBm, RBW: 100kHz



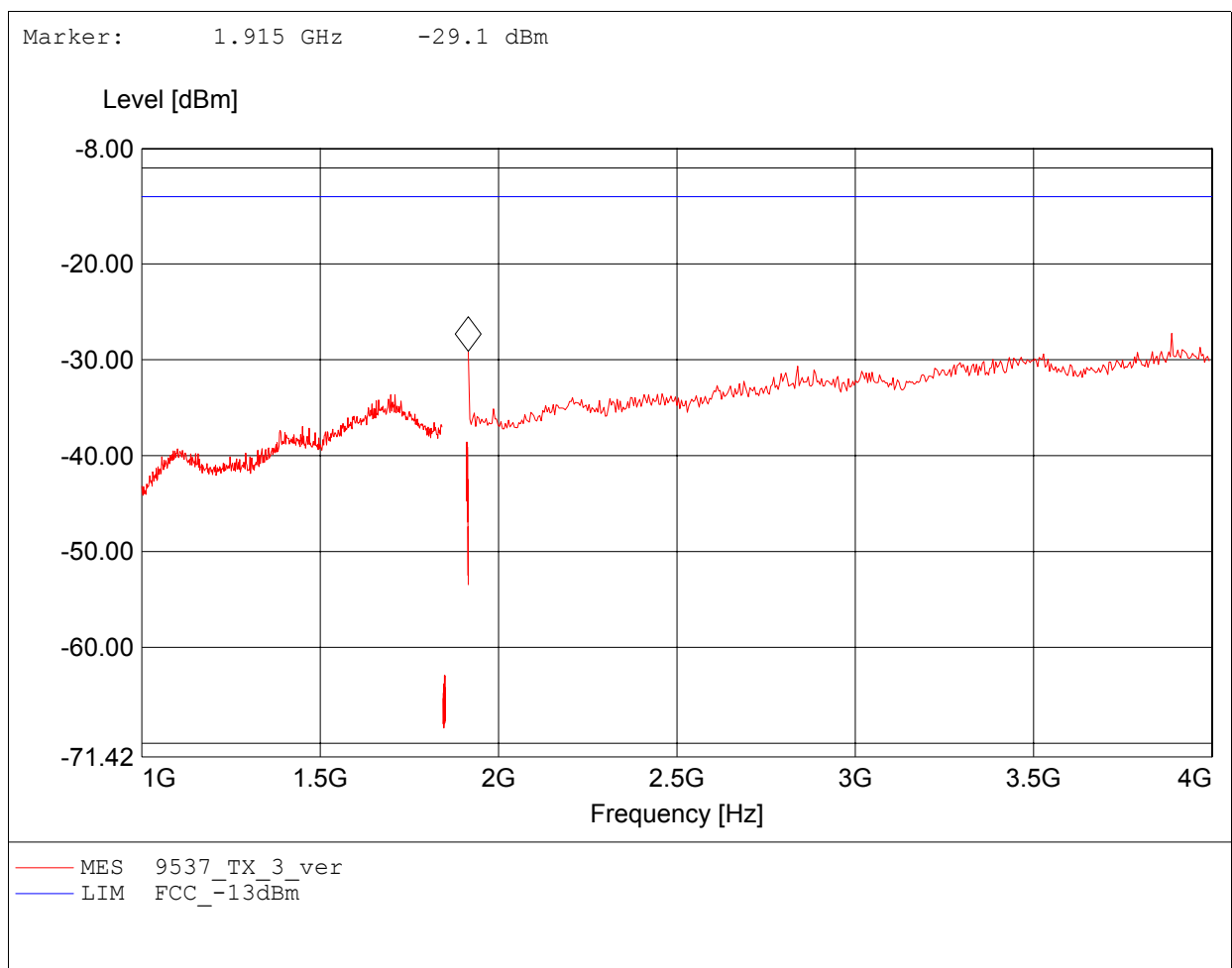
**Radiated Emissions Tx**  
**FCC RULES PART 24 SUBPART E**

Approval Holder: Leica Geosystems AG  
EUT / Model: Field controller  
CS10 / EUT horizontal / Mode: HSDPA  
Test Site / Operator: Eurofins Product Service GmbH / Mr. Pudell  
Test Conditions 1: Tnom: 25°C / Unom.: 7.4V battery  
Test Conditions 2: Freq. / CH: 9537  
Comment 1: Dist.: 3m, Ant.: HL 223  
Comment 2: Freq: 863.727MHz, Pmax: -50.52dBm, RBW: 100kHz



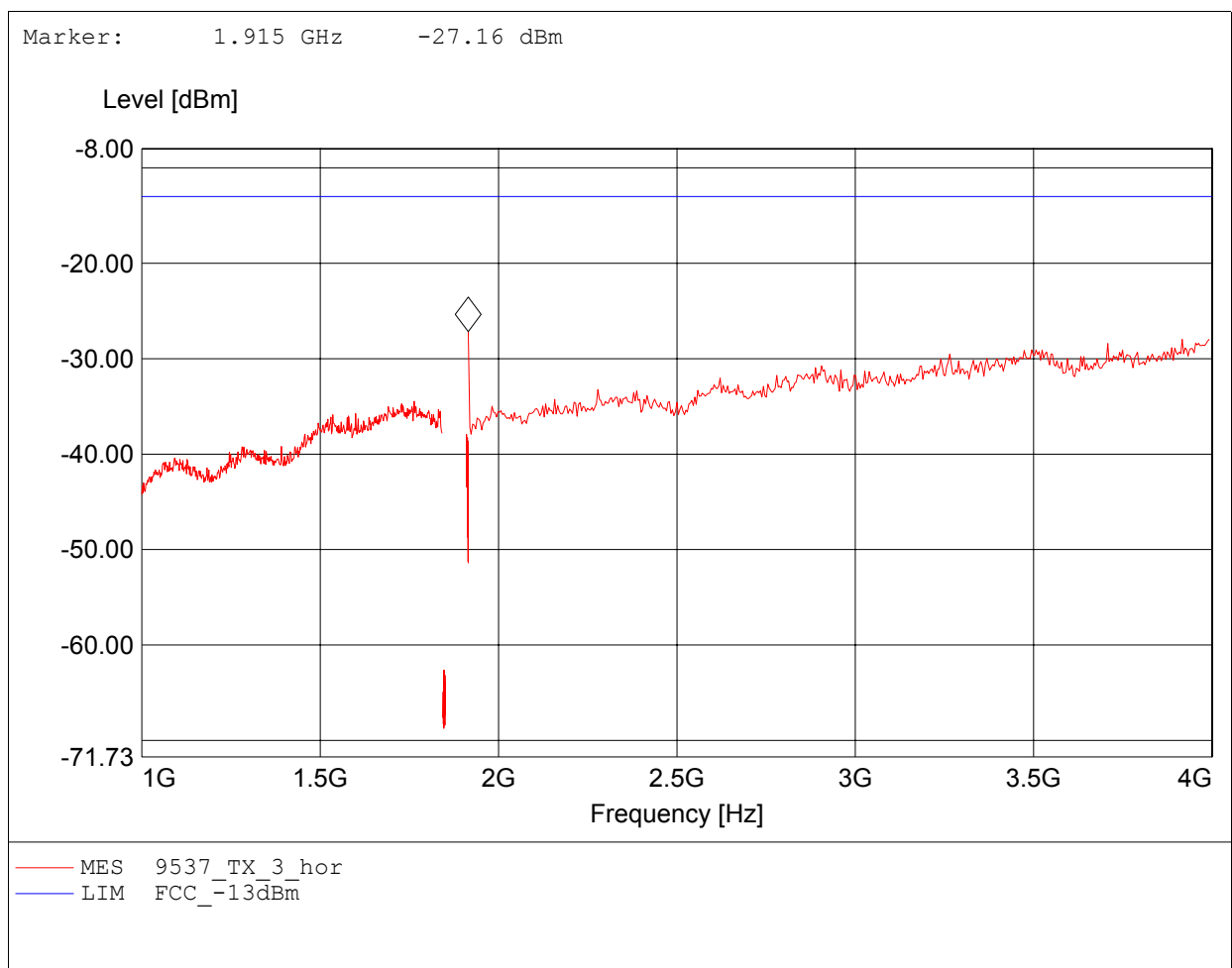
**Radiated Emissions Tx**  
**FCC RULES PART 24 SUBPART E**

Approval Holder: Leica Geosystems AG  
EUT / Model: Field controller  
CS10 / EUT horizontal / Mode: HSDPA  
Test Site / Operator: Eurofins Product Service GmbH / Mr. Pudell  
Test Conditions 1: Tnom: 25°C / Unom.: 7.4V battery  
Test Conditions 2: Freq. / CH: 9537  
Comment 1: Dist.: 3m, Ant.: HL025  
Comment 2: Freq: 3.887GHz, Pmax: -27.25dBm, RBW: 1MHz/3kHz



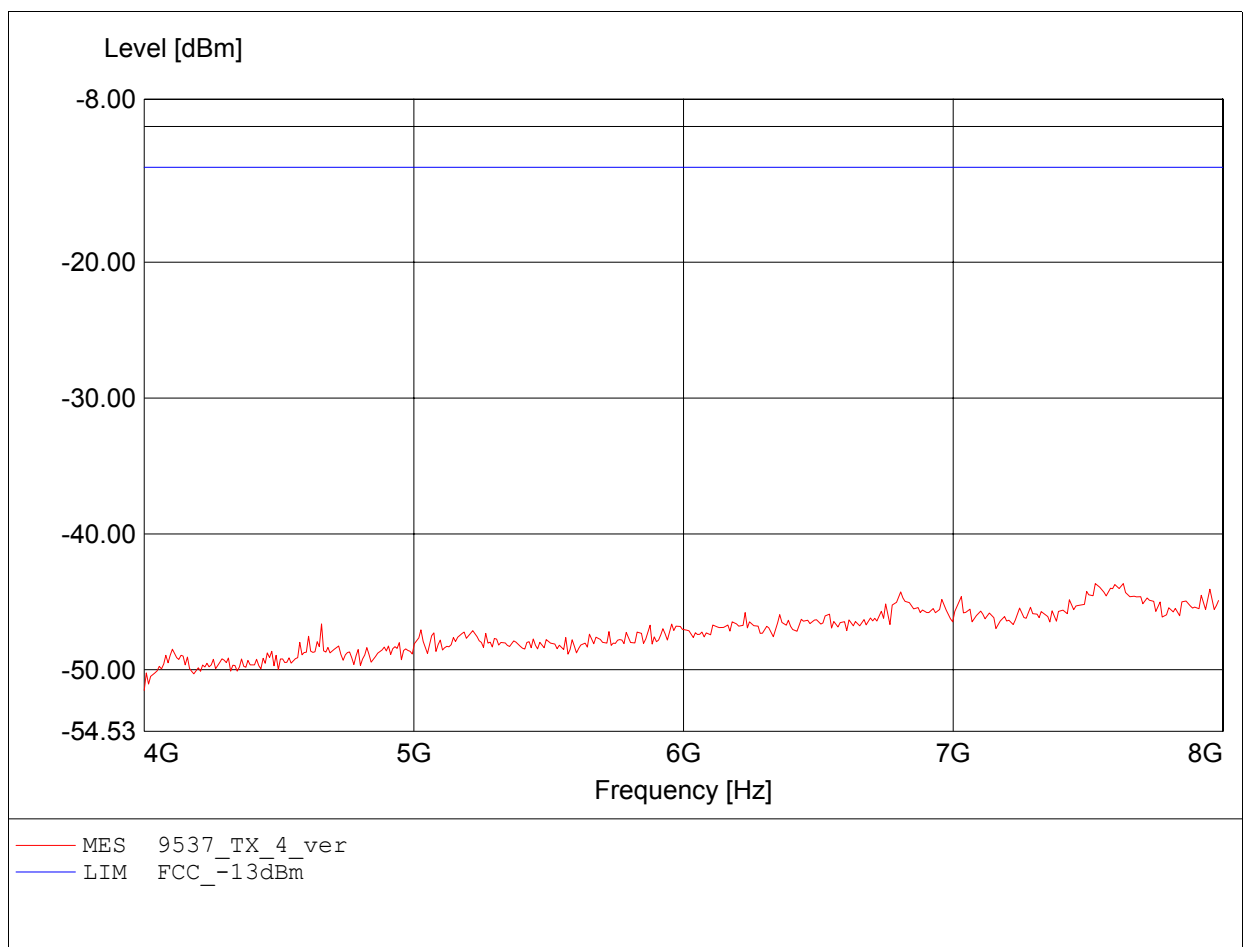
**Radiated Emissions Tx**  
**FCC RULES PART 24 SUBPART E**

Approval Holder: Leica Geosystems AG  
EUT / Model: Field controller  
CS10 / EUT horizontal / Mode: HSDPA  
Test Site / Operator: Eurofins Product Service GmbH / Mr. Pudell  
Test Conditions 1: Tnom: 25°C / Unom.: 7.4V battery  
Test Conditions 2: Freq. / CH: 9537  
Comment 1: Dist.: 3m, Ant.: HL025  
Comment 2: Freq: 1.915GHz, Pmax: -27.16dBm, RBW: 1MHz/3kHz



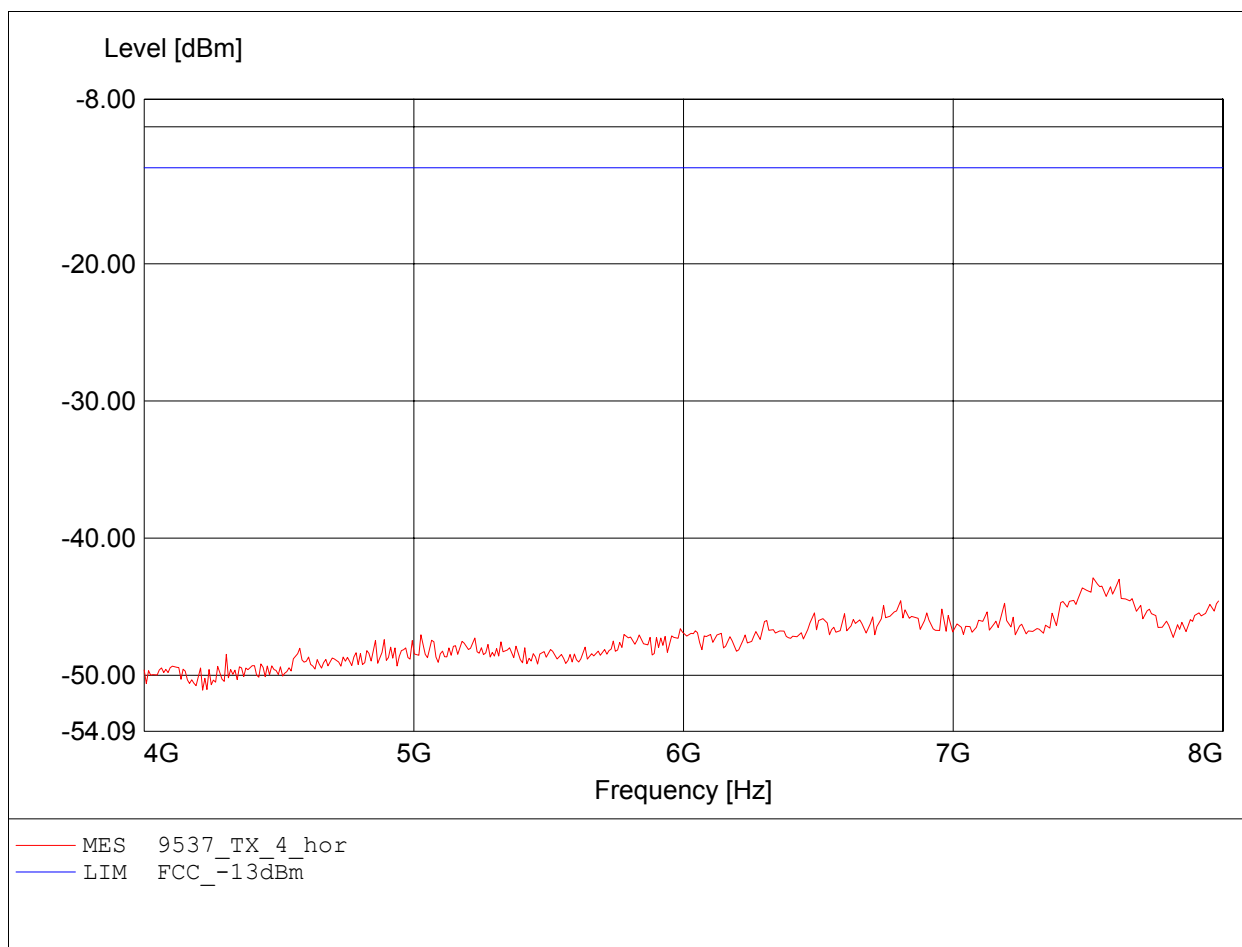
**Radiated Emissions Tx**  
**FCC RULES PART 24 SUBPART E**

Approval Holder: Leica Geosystems AG  
EUT / Model: Field controller  
CS10 / EUT horizontal / Mode: HSDPA  
Test Site / Operator: Eurofins Product Service GmbH / Mr. Pudell  
Test Conditions 1: Tnom: 25°C / Unom.: 7.4V battery  
Test Conditions 2: Freq. / CH: 9537  
Comment 1: Dist.: 3m, Ant.: HL025, ampl.+HP.  
Comment 2: Freq: 7.631GHz, Pmax: -43.65dBm, RBW: 1MHz



**Radiated Emissions Tx**  
**FCC RULES PART 24 SUBPART E**

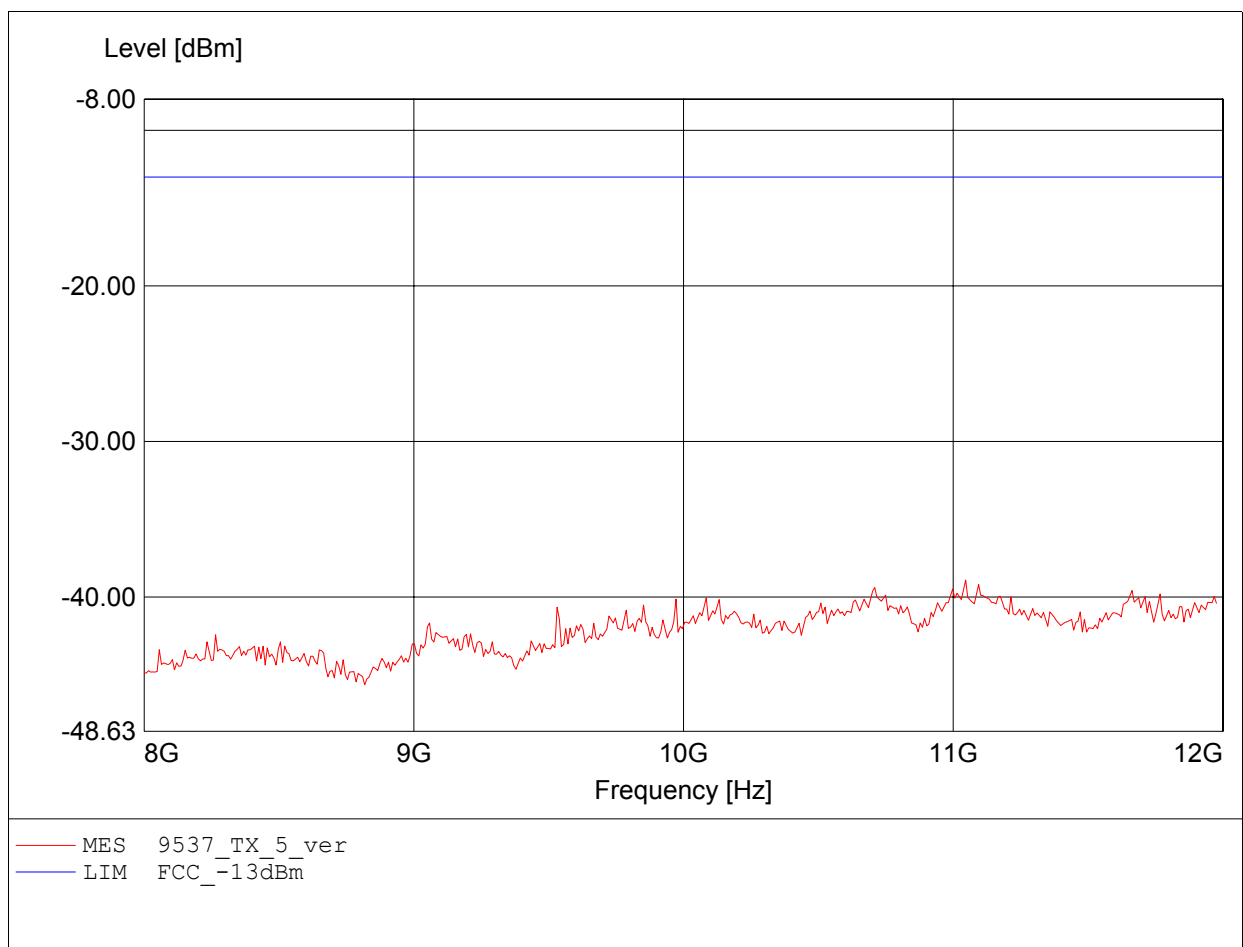
Approval Holder: Leica Geosystems AG  
EUT / Model: Field controller  
CS10 / EUT horizontal / Mode: HSDPA  
Test Site / Operator: Eurofins Product Service GmbH / Mr. Pudell  
Test Conditions 1: Tnom: 25°C / Unom.: 7.4V battery  
Test Conditions 2: Freq. / CH: 9537  
Comment 1: Dist.: 3m, Ant.: HL025, ampl.+HP.  
Comment 2: Freq: 7.519GHz, Pmax: -42.90dBm, RBW: 1MHz





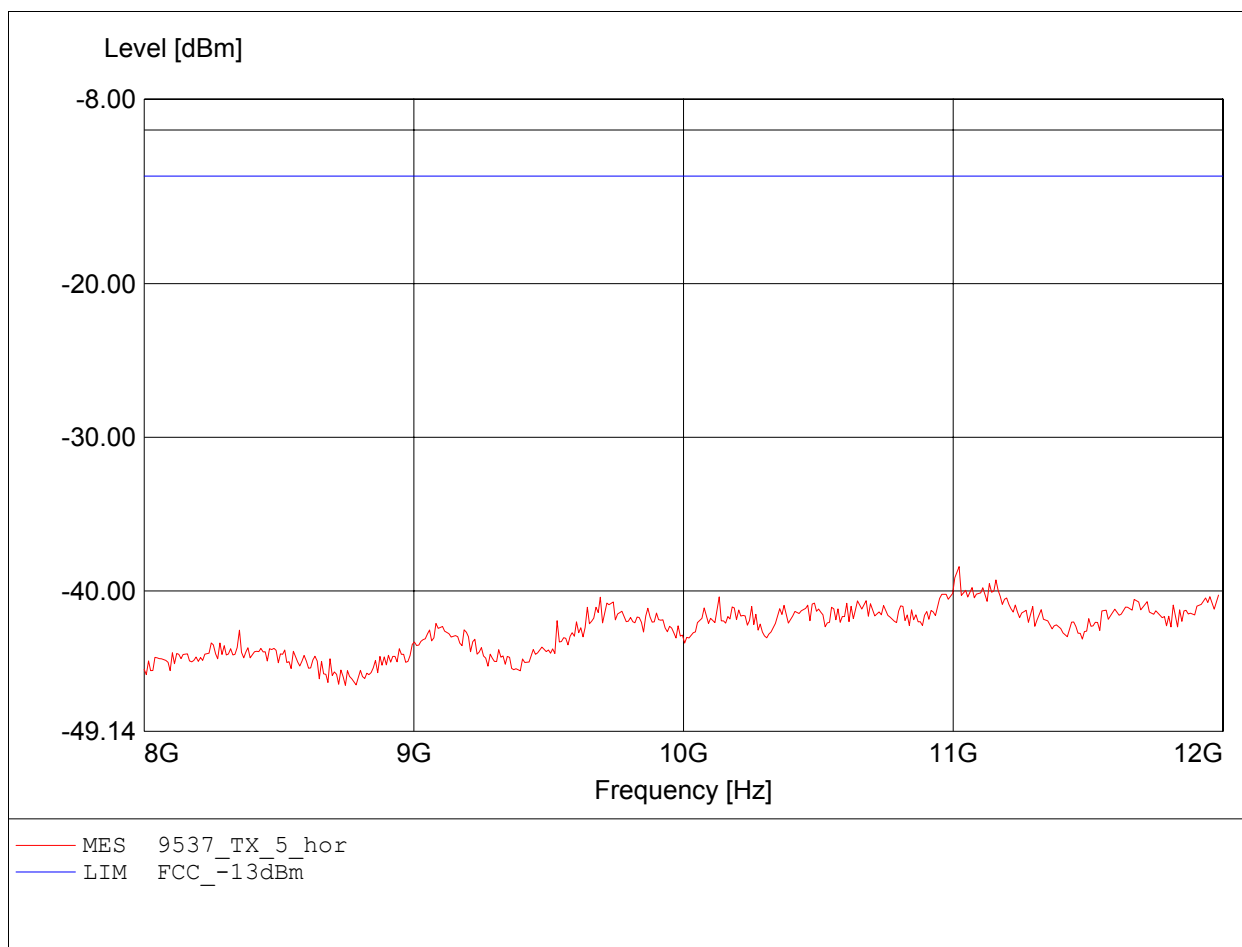
**Radiated Emissions Tx**  
**FCC RULES PART 24 SUBPART E**

Approval Holder: Leica Geosystems AG  
EUT / Model: Field controller  
CS10 / EUT horizontal / Mode: HSDPA  
Test Site / Operator: Eurofins Product Service GmbH / Mr. Pudell  
Test Conditions 1: Tnom: 25°C / Unom.: 7.4V battery  
Test Conditions 2: Freq. / CH: 9537  
Comment 1: Dist.: 3m, Ant.: HL025, ampl.+HP.  
Comment 2: Freq: 11.046GHz, Pmax: -38.91dBm, RBW: 1MHz



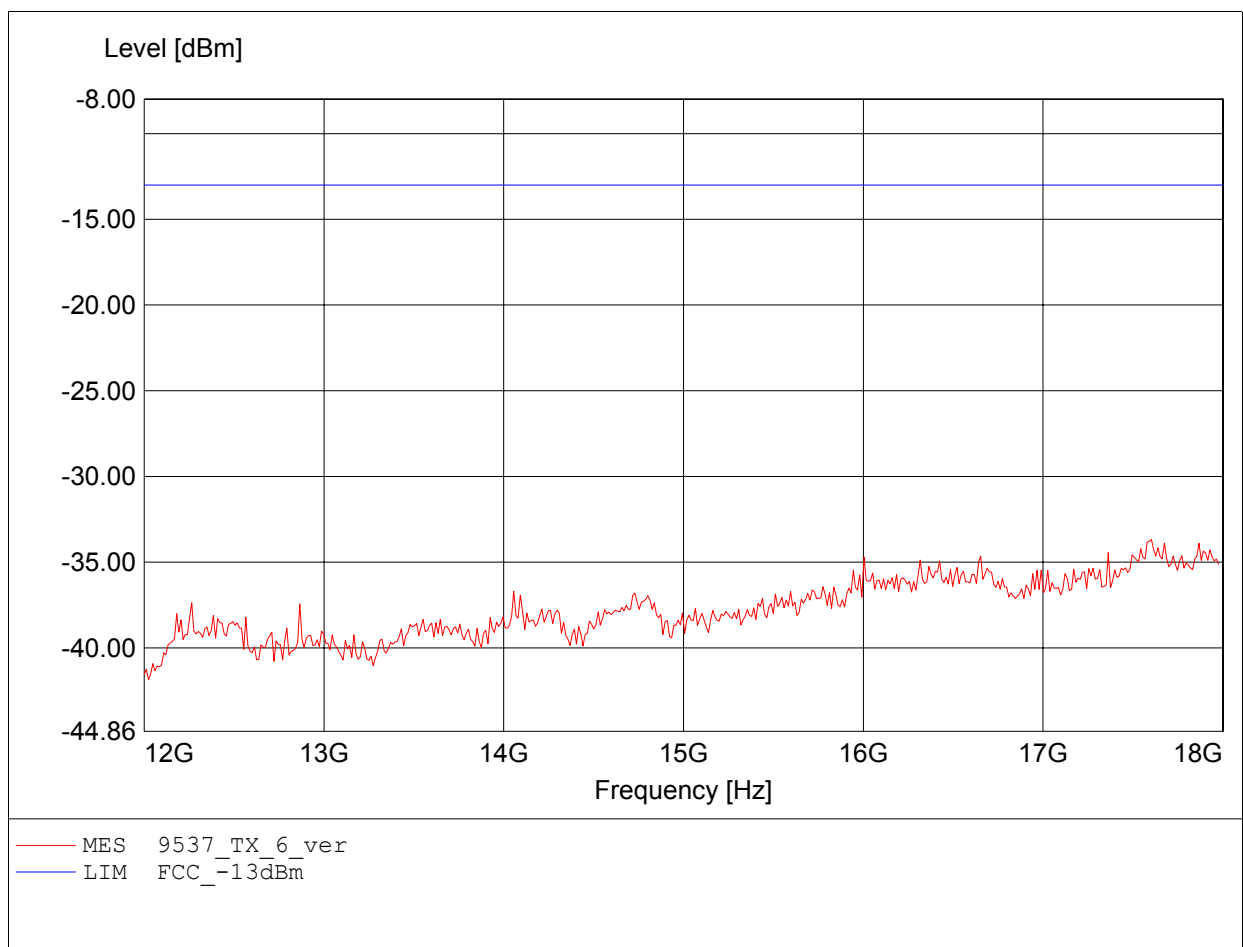
**Radiated Emissions Tx**  
**FCC RULES PART 24 SUBPART E**

Approval Holder: Leica Geosystems AG  
EUT / Model: Field controller  
CS10 / EUT horizontal / Mode: HSDPA  
Test Site / Operator: Eurofins Product Service GmbH / Mr. Pudell  
Test Conditions 1: Tnom: 25°C / Unom.: 7.4V battery  
Test Conditions 2: Freq. / CH: 9537  
Comment 1: Dist.: 3m, Ant.: HL025, ampl.+HP.  
Comment 2: Freq: 11.022GHz, Pmax: -38.42dBm, RBW: 1MHz



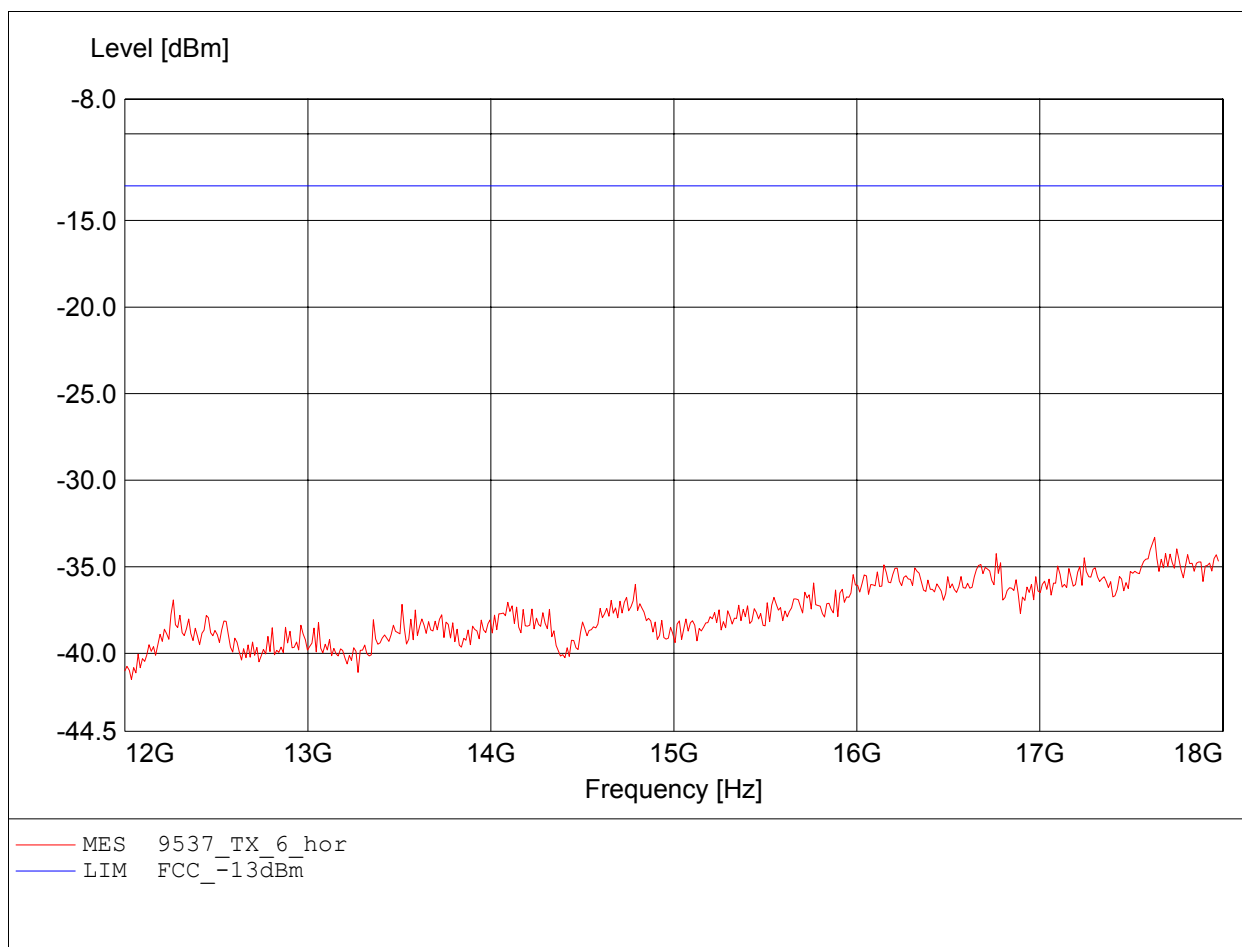
**Radiated Emissions Tx**  
**FCC RULES PART 24 SUBPART E**

Approval Holder: Leica Geosystems AG  
EUT / Model: Field controller  
CS10 / EUT horizontal / Mode: HSDPA  
Test Site / Operator: Eurofins Product Service GmbH / Mr. Pudell  
Test Conditions 1: Tnom: 25°C / Unom.: 7.4V battery  
Test Conditions 2: Freq. / CH: 9537  
Comment 1: Dist.: 3m, Ant.: HL025, ampl.+HP.  
Comment 2: Freq: 17.603GHz, Pmax: -33.68dBm, RBW: 1MHz



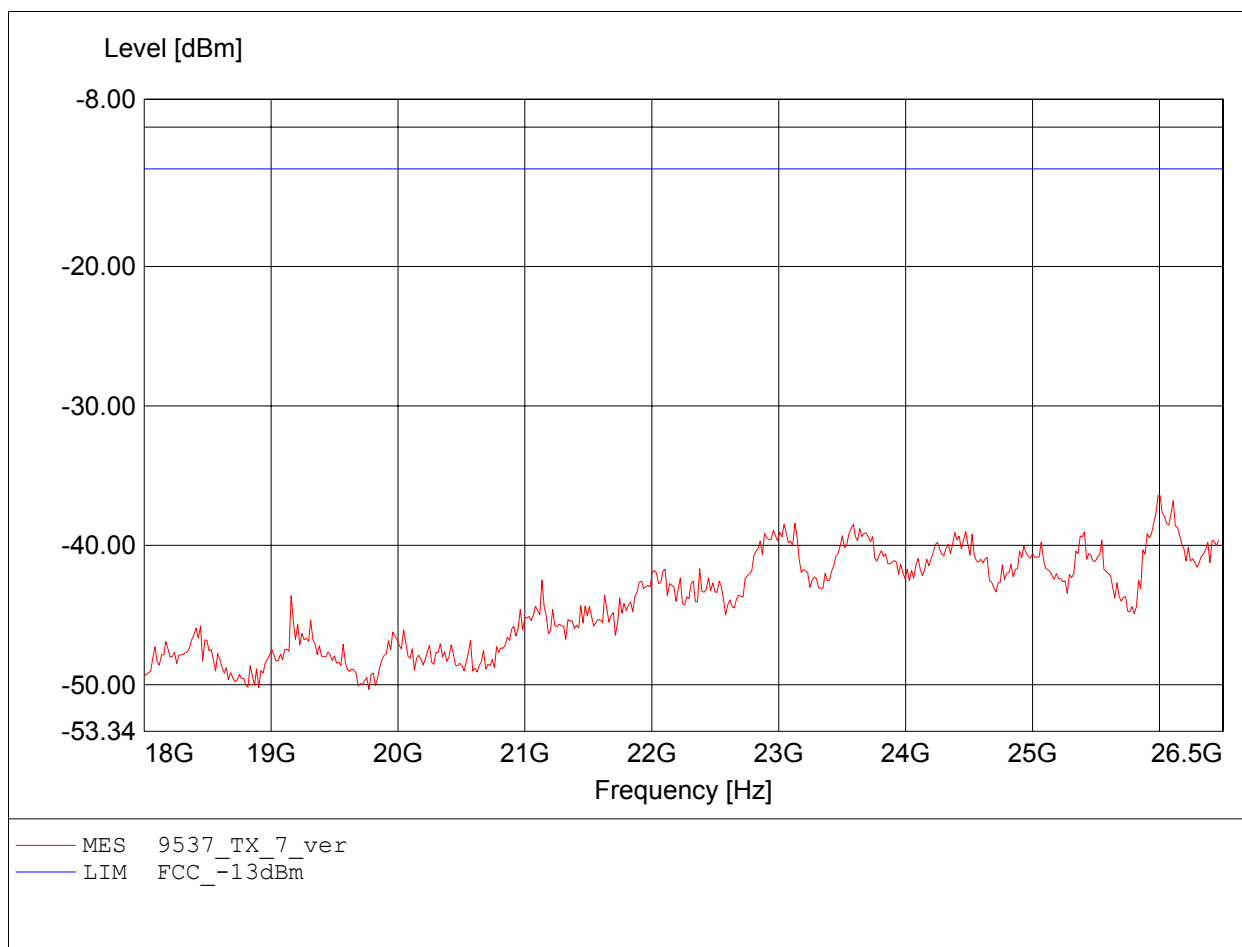
**Radiated Emissions Tx**  
**FCC RULES PART 24 SUBPART E**

Approval Holder: Leica Geosystems AG  
EUT / Model: Field controller  
CS10 / EUT horizontal / Mode: HSDPA  
Test Site / Operator: Eurofins Product Service GmbH / Mr. Pudell  
Test Conditions 1: Tnom: 25°C / Unom.: 7.4V battery  
Test Conditions 2: Freq. / CH: 9537  
Comment 1: Dist.: 3m, Ant.: HL025, ampl.+HP.  
Comment 2: Freq: 17.627GHz, Pmax: -33.29dBm, RBW: 1MHz



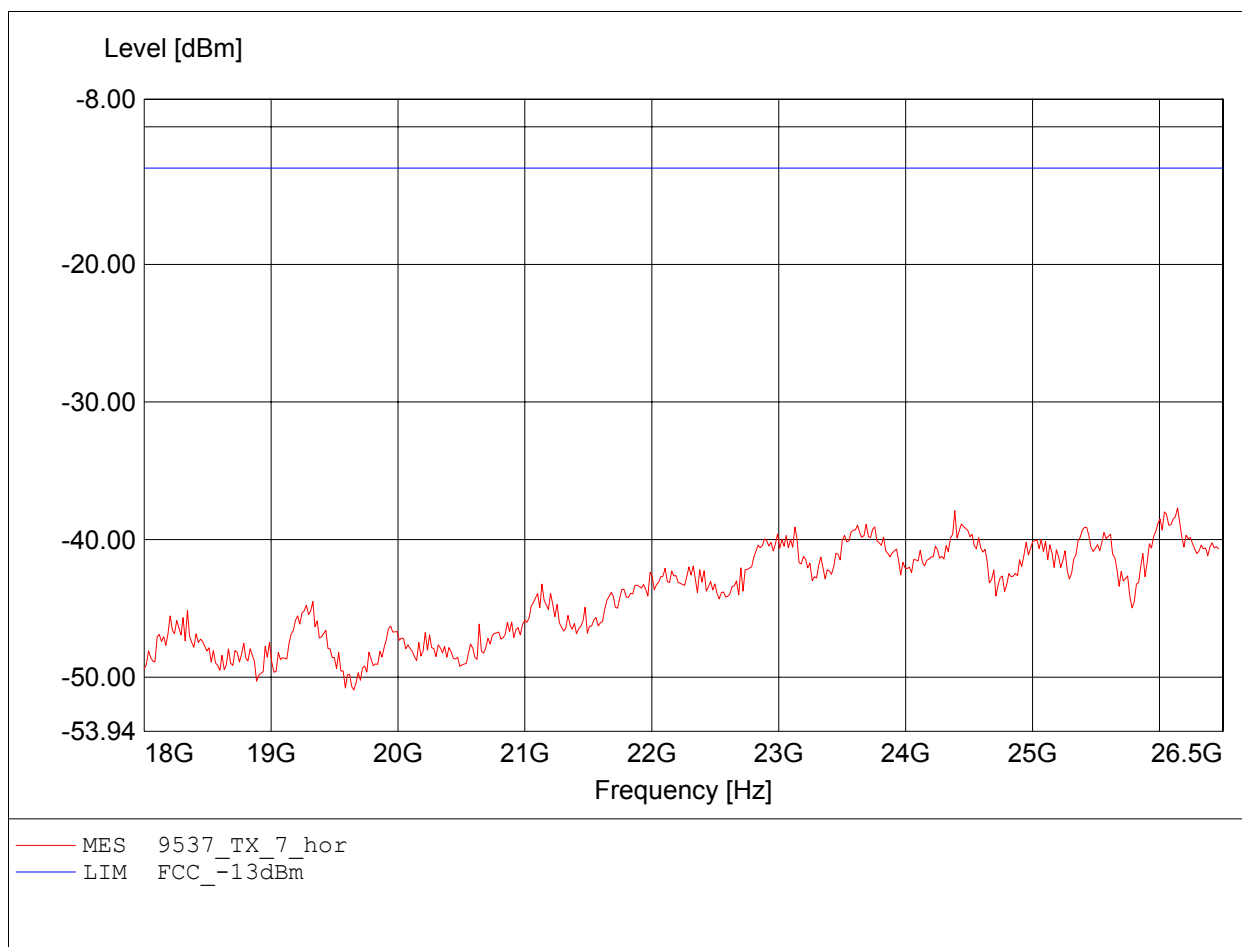
**Radiated Emissions Tx**  
**FCC RULES PART 24 SUBPART E**

Approval Holder: Leica Geosystems AG  
EUT / Model: Field controller  
CS10 / EUT horizontal / Mode: HSDPA  
Test Site / Operator: Eurofins Product Service GmbH / Mr. Pudell  
Test Conditions 1: Tnom: 25°C / Unom.: 7.4V battery  
Test Conditions 2: Freq. / CH: 9537  
Comment 1: Dist.: 3m, Ant.: HL025, amplif.  
Comment 2: Freq: 26.006GHz, Pmax: -36.42dBm, RBW: 1MHz



**Radiated Emissions Tx**  
**FCC RULES PART 24 SUBPART E**

Approval Holder: Leica Geosystems AG  
EUT / Model: Field controller  
CS10 / EUT horizontal / Mode: HSDPA  
Test Site / Operator: Eurofins Product Service GmbH / Mr. Pudell  
Test Conditions 1: Tnom: 25°C / Unom.: 7.4V battery  
Test Conditions 2: Freq. / CH: 9537  
Comment 1: Dist.: 3m, Ant.: HL025, amplif.  
Comment 2: Freq: 26.142GHz, Pmax: -37.70dBm, RBW: 1MHz

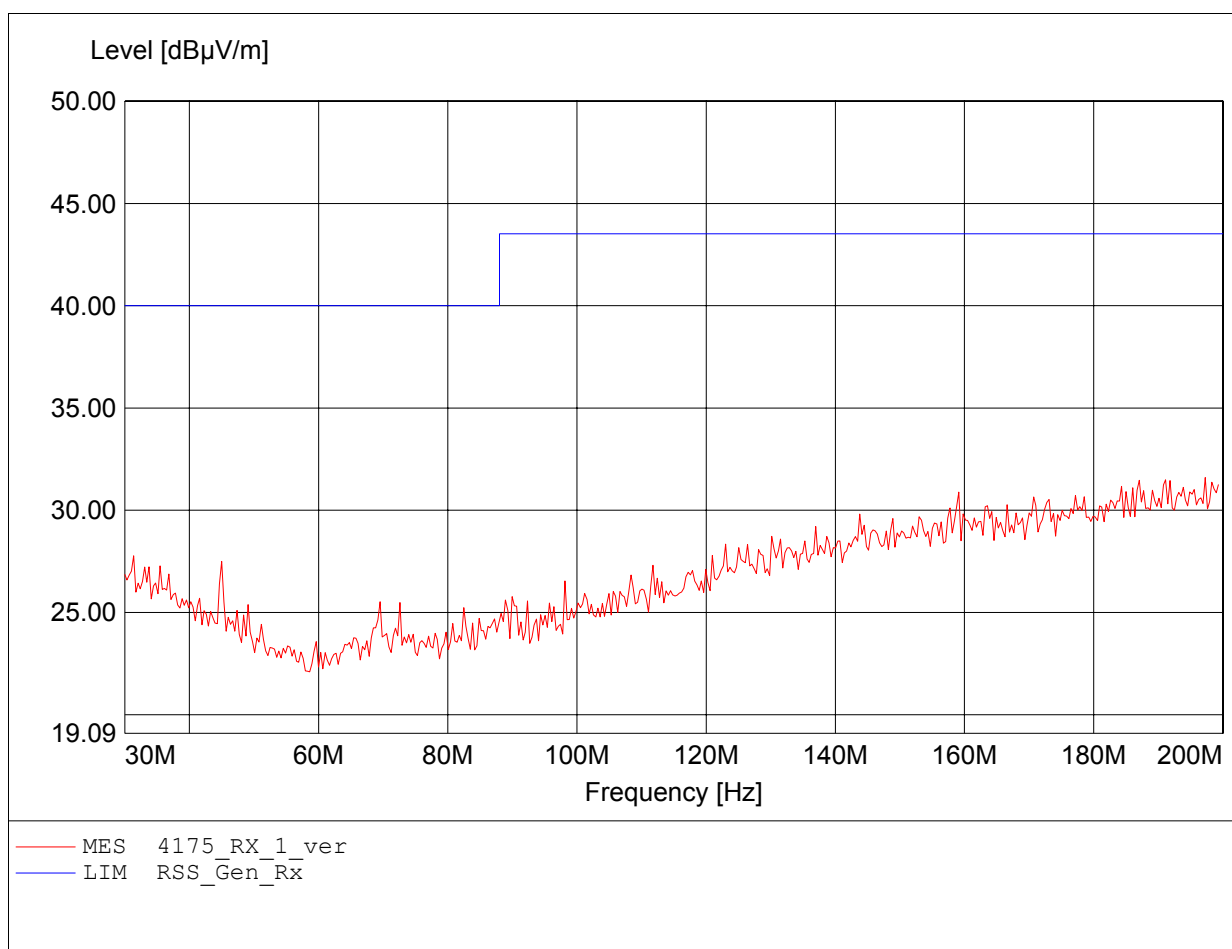


## **Annex D**

Receiver radiated emission

**Field Strength under normal conditions  
Standards Industry Canada, RSS-GEN**

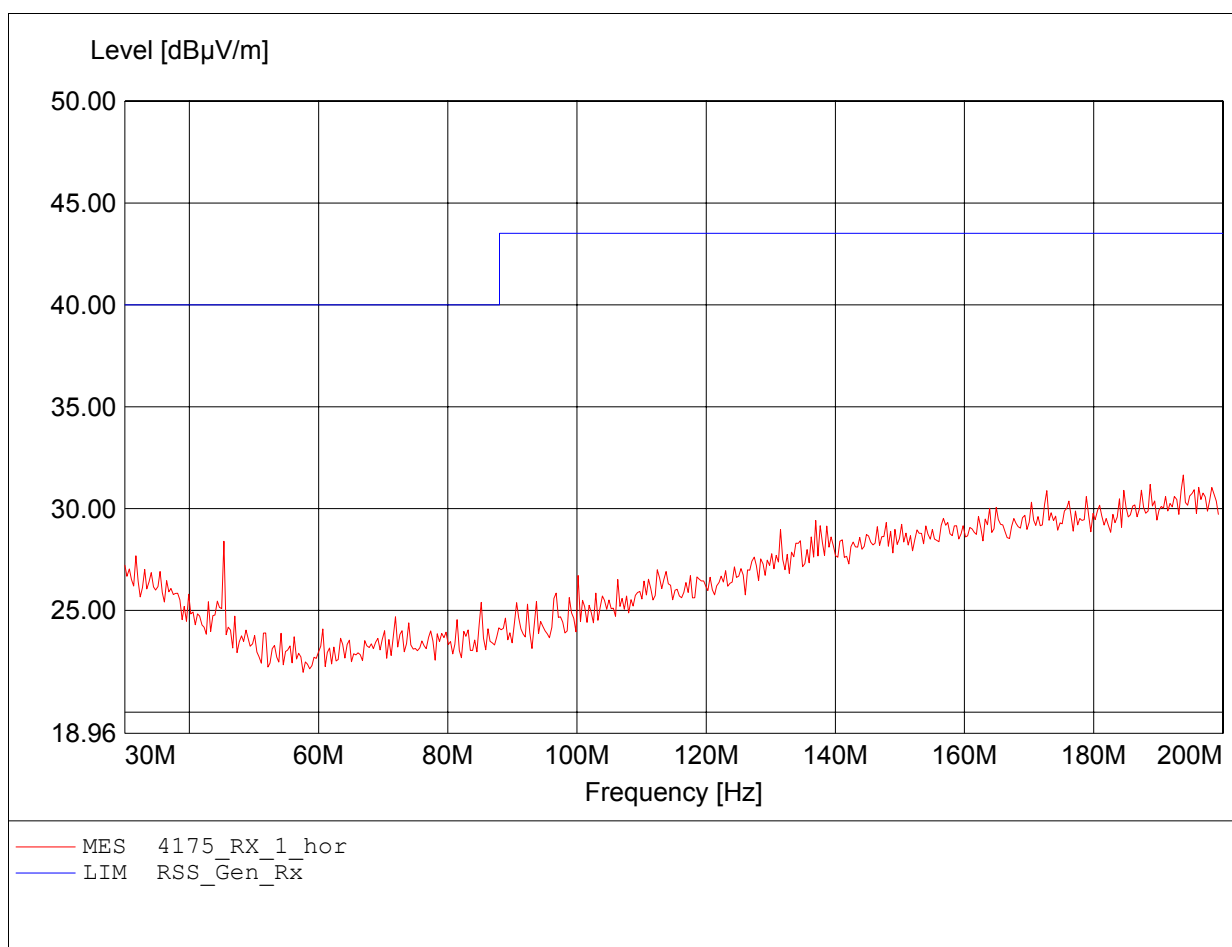
Approval Holder: Leica Geosystems AG  
EUT / Model: Field controller  
CS10 / EUT horizontal / Mode: FDDV Idle  
Test Site / Operator: Eurofins Product Service GmbH / Mr. Pudell  
Test Conditions 1: Tnom: 25°C / Unom.: 7.4V battery  
Test Conditions 2: Freq. / CH: 4175  
Comment 1: Dist.: 3m, Ant.: HK 116  
Comment 2: Freq:197.275MHz Emax:31.59dBµV/m RBW: 100 kHz





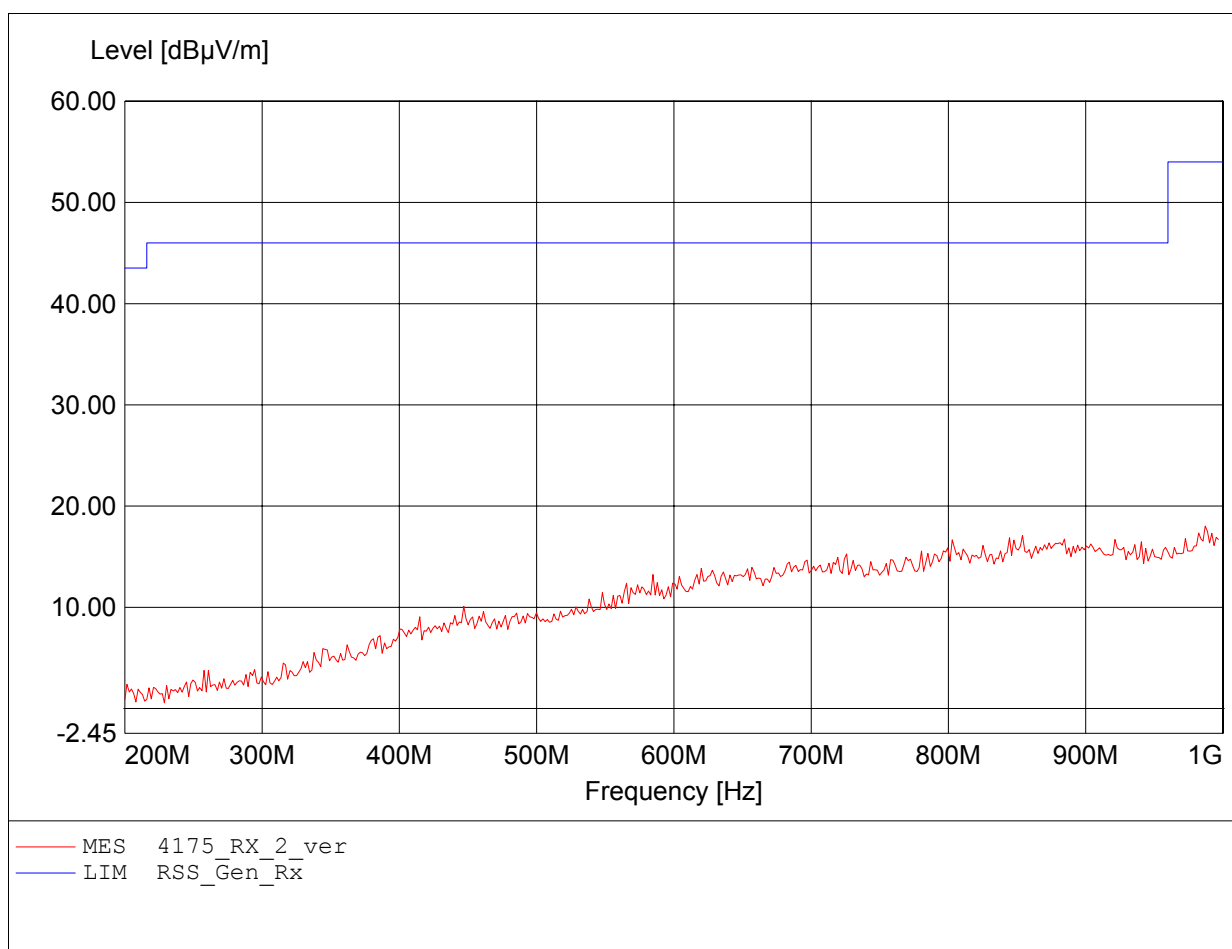
**Field Strength under normal conditions**  
**Standards Industry Canada, RSS-GEN**

Approval Holder: Leica Geosystems AG  
EUT / Model: Field controller  
CS10 / EUT horizontal / Mode: FDDV Idle  
Test Site / Operator: Eurofins Product Service GmbH / Mr. Pudell  
Test Conditions 1: Tnom: 25°C / Unom.: 7.4V battery  
Test Conditions 2: Freq. / CH: 4175  
Comment 1: Dist.: 3m, Ant.: HK 116  
Comment 2: Freq:193.868MHz Emax:31.65dBµV/m RBW: 100 kHz



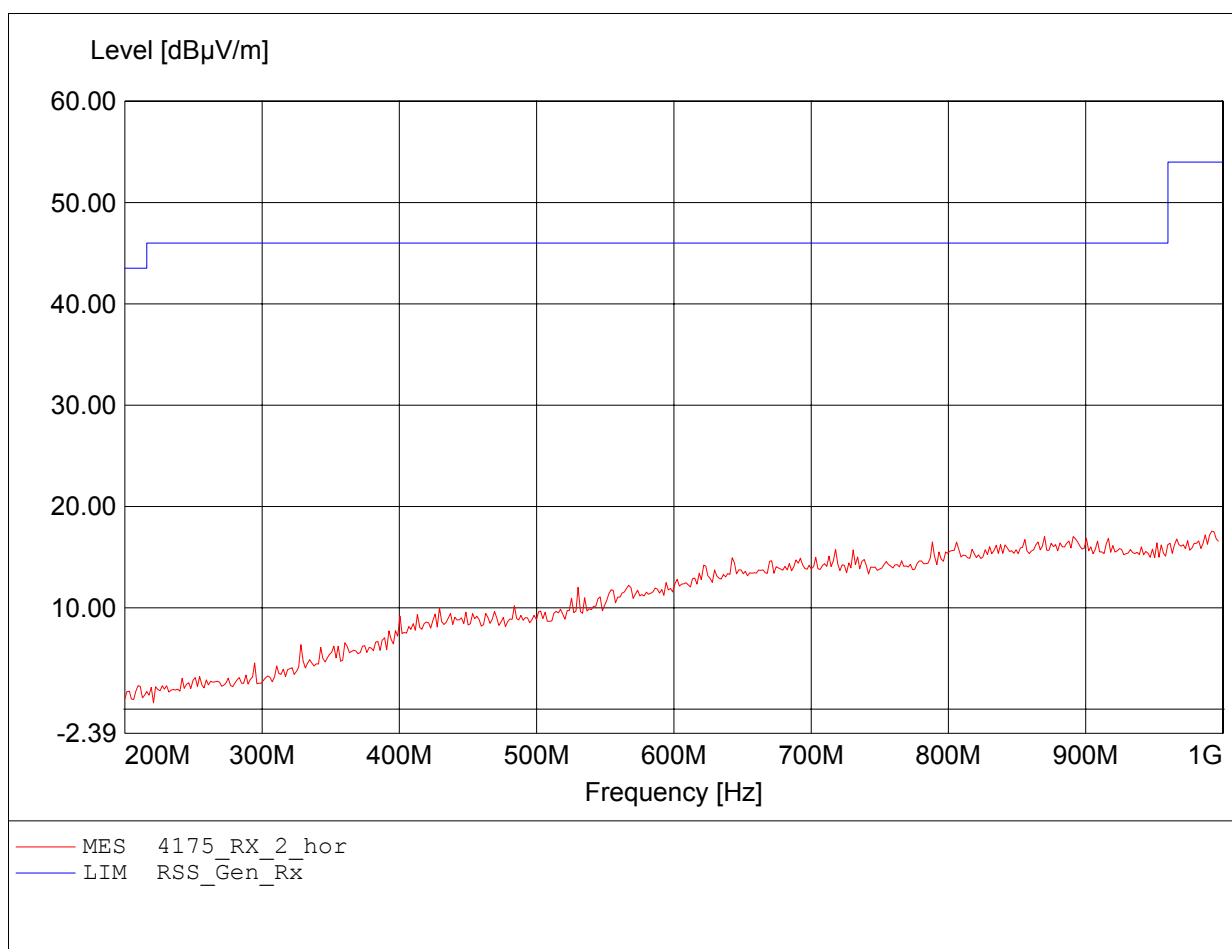
**Field Strength under normal conditions  
Standards Industry Canada, RSS-GEN**

Approval Holder: Leica Geosystems AG  
EUT / Model: Field controller  
CS10 / EUT horizontal / Mode: FDDV Idle  
Test Site / Operator: Eurofins Product Service GmbH / Mr. Pudell  
Test Conditions 1: Tnom: 25°C / Unom.: 7.4V battery  
Test Conditions 2: Freq. / CH: 4175  
Comment 1: Dist.: 3m, Ant.: HL 223, ampl.  
Comment 2: Freq:987.174MHz Emax:18.03dBµV/m RBW: 100 kHz



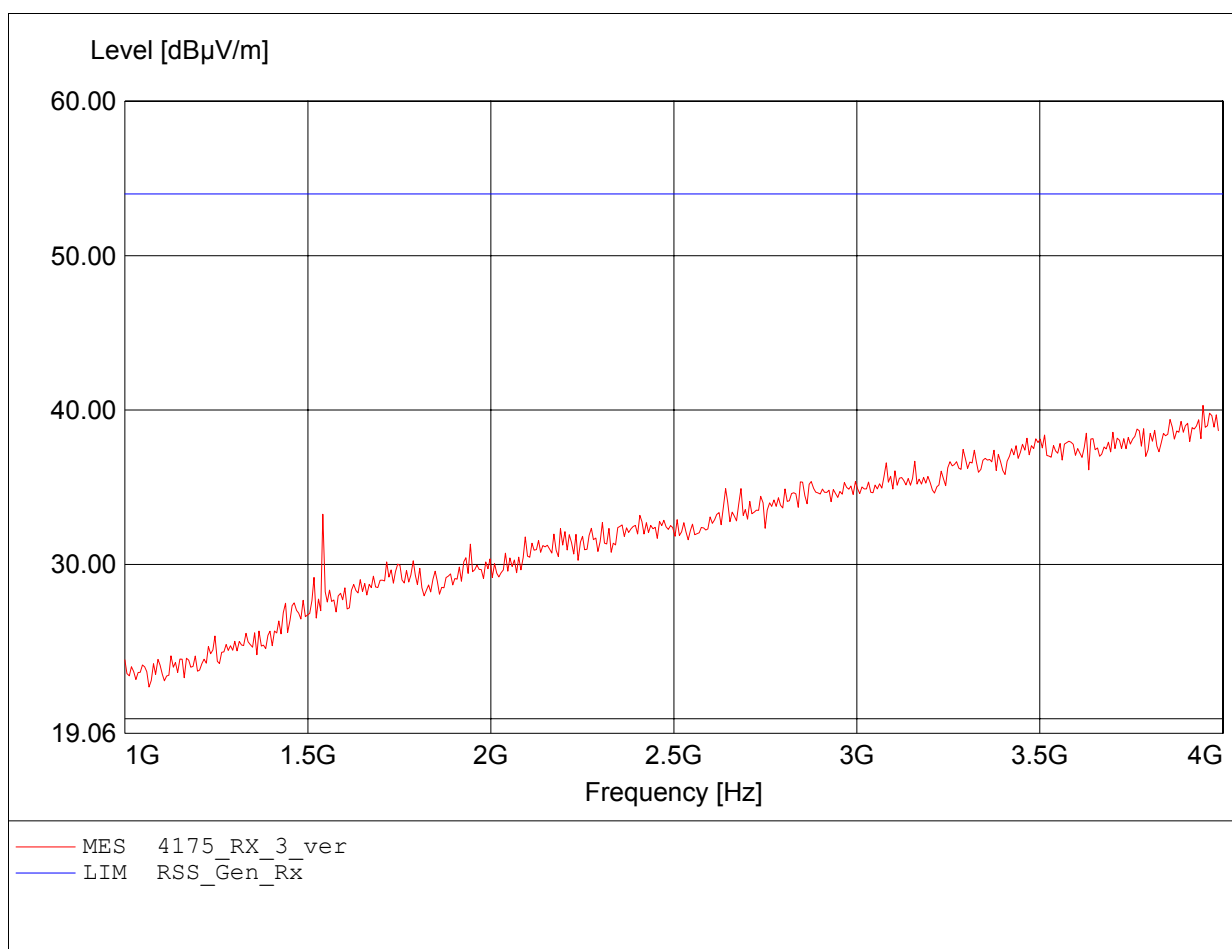
**Field Strength under normal conditions  
Standards Industry Canada, RSS-GEN**

Approval Holder: Leica Geosystems AG  
EUT / Model: Field controller  
CS10 / EUT horizontal / Mode: FDDV Idle  
Test Site / Operator: Eurofins Product Service GmbH / Mr. Pudell  
Test Conditions 1: Tnom: 25°C / Unom.: 7.4V battery  
Test Conditions 2: Freq. / CH: 4175  
Comment 1: Dist.: 3m, Ant.: HL 223, ampl.  
Comment 2: Freq:991.984MHz Emax:17.57dBµV/m RBW: 100 kHz



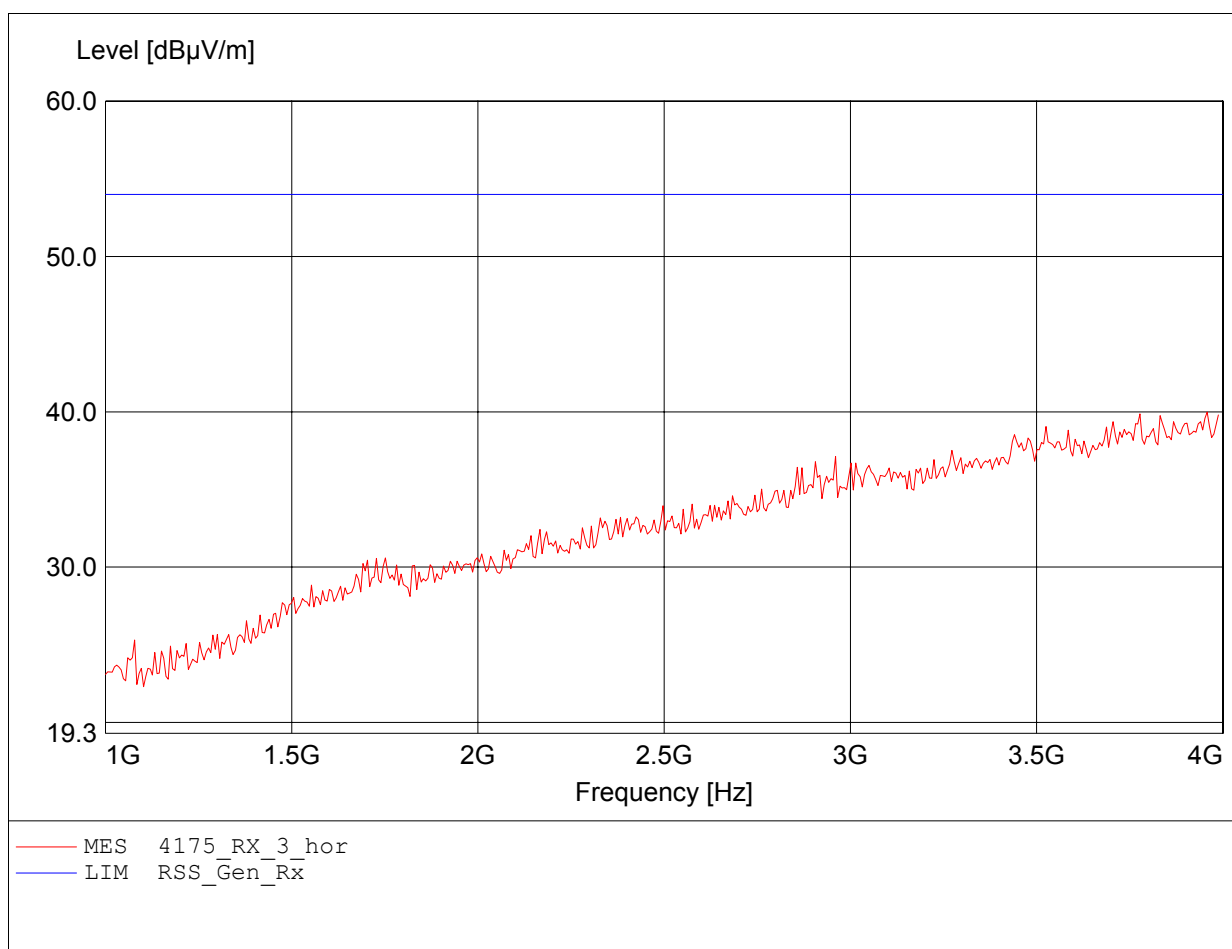
**Field Strength under normal conditions**  
**Standards Industry Canada, RSS-GEN**

Approval Holder: Leica Geosystems AG  
EUT / Model: Field controller  
CS10 / EUT horizontal / Mode: FDD V Idle  
Test Site / Operator: Eurofins Product Service GmbH / Mr. Pudell  
Test Conditions 1: Tnom: 25°C / Unom.: 7.4V battery  
Test Conditions 2: Freq. / CH: 4175  
Comment 1: Dist.: 3m, Ant.: HL025, ampl.  
Comment 2: Freq:3.946GHz Emax:40.30dBµV/m RBW: 1 MHz



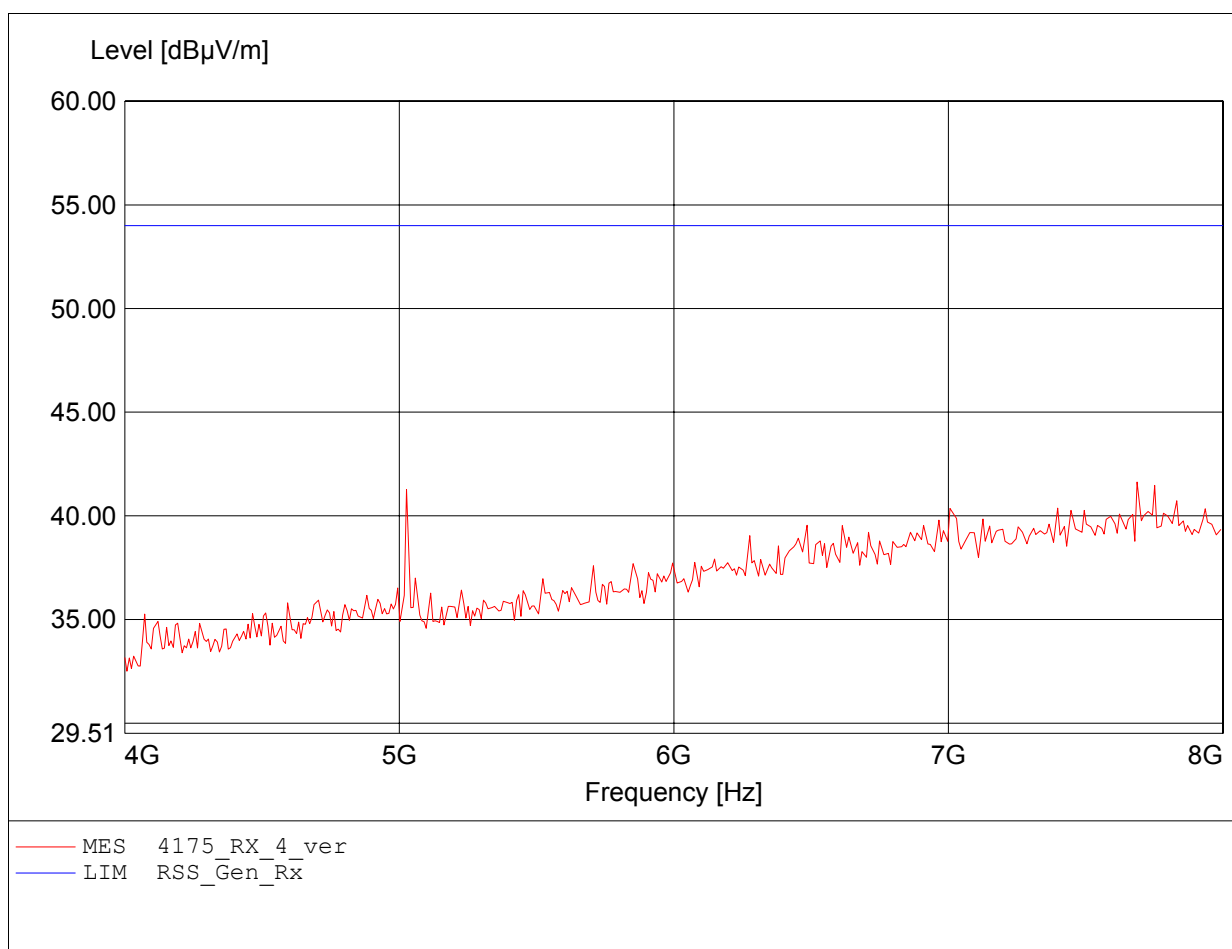
**Field Strength under normal conditions**  
**Standards Industry Canada, RSS-GEN**

Approval Holder: Leica Geosystems AG  
EUT / Model: Field controller  
CS10 / EUT horizontal / Mode: FDD V Idle  
Test Site / Operator: Eurofins Product Service GmbH / Mr. Pudell  
Test Conditions 1: Tnom: 25°C / Unom.: 7.4V battery  
Test Conditions 2: Freq. / CH: 4175  
Comment 1: Dist.: 3m, Ant.: HL025, ampl.  
Comment 2: Freq:3.958GHz Emax:39.99dBµV/m RBW: 1 MHz



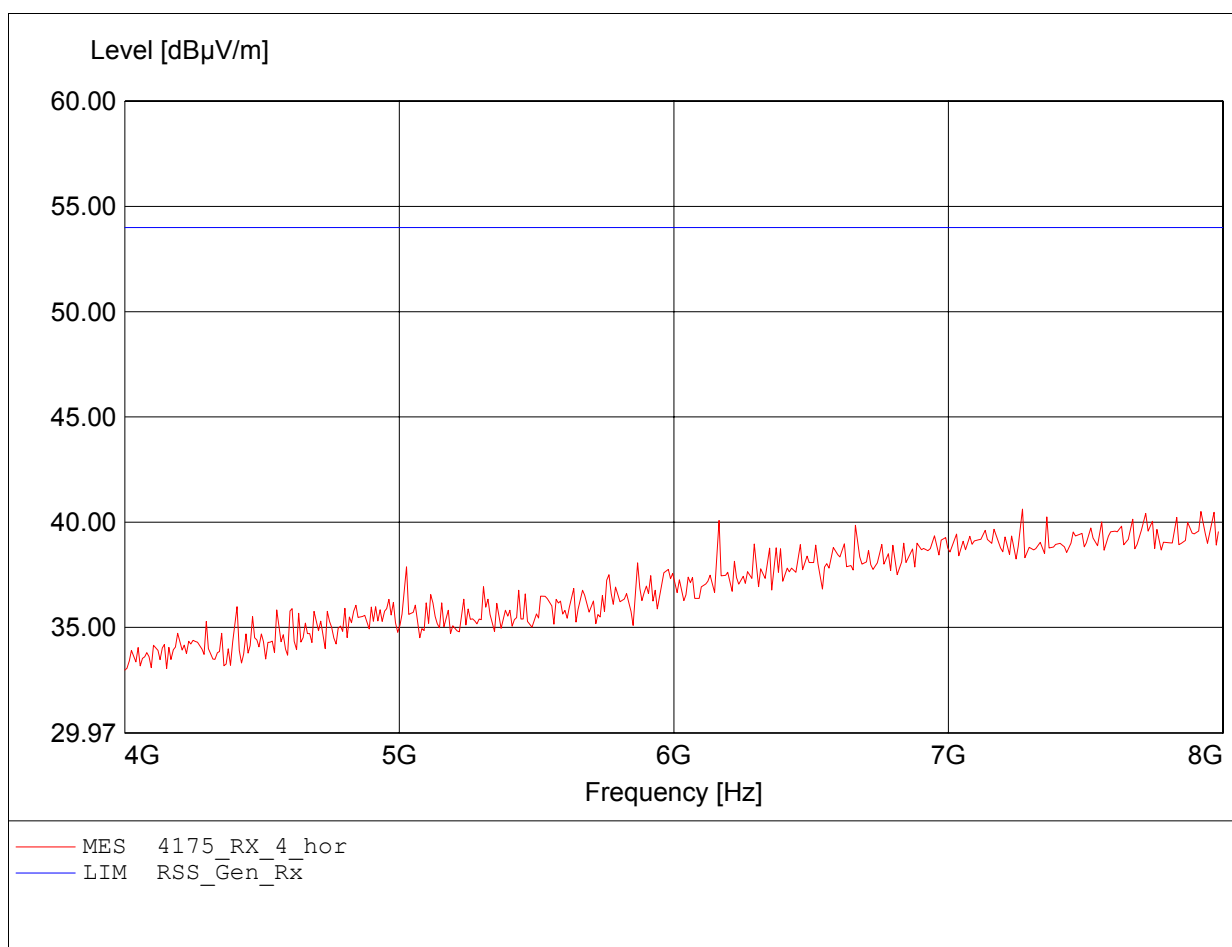
**Field Strength under normal conditions  
Standards Industry Canada, RSS-GEN**

Approval Holder: Leica Geosystems AG  
EUT / Model: Field controller  
CS10 / EUT horizontal / Mode: FDD V Idle  
Test Site / Operator: Eurofins Product Service GmbH / Mr. Pudell  
Test Conditions 1: Tnom: 25°C / Unom.: 7.4V battery  
Test Conditions 2: Freq. / CH: 4175  
Comment 1: Dist.: 3m, Ant.: HL025, ampl.  
Comment 2: Freq:7.687GHz Emax:41.63dBµV/m RBW: 1 MHz



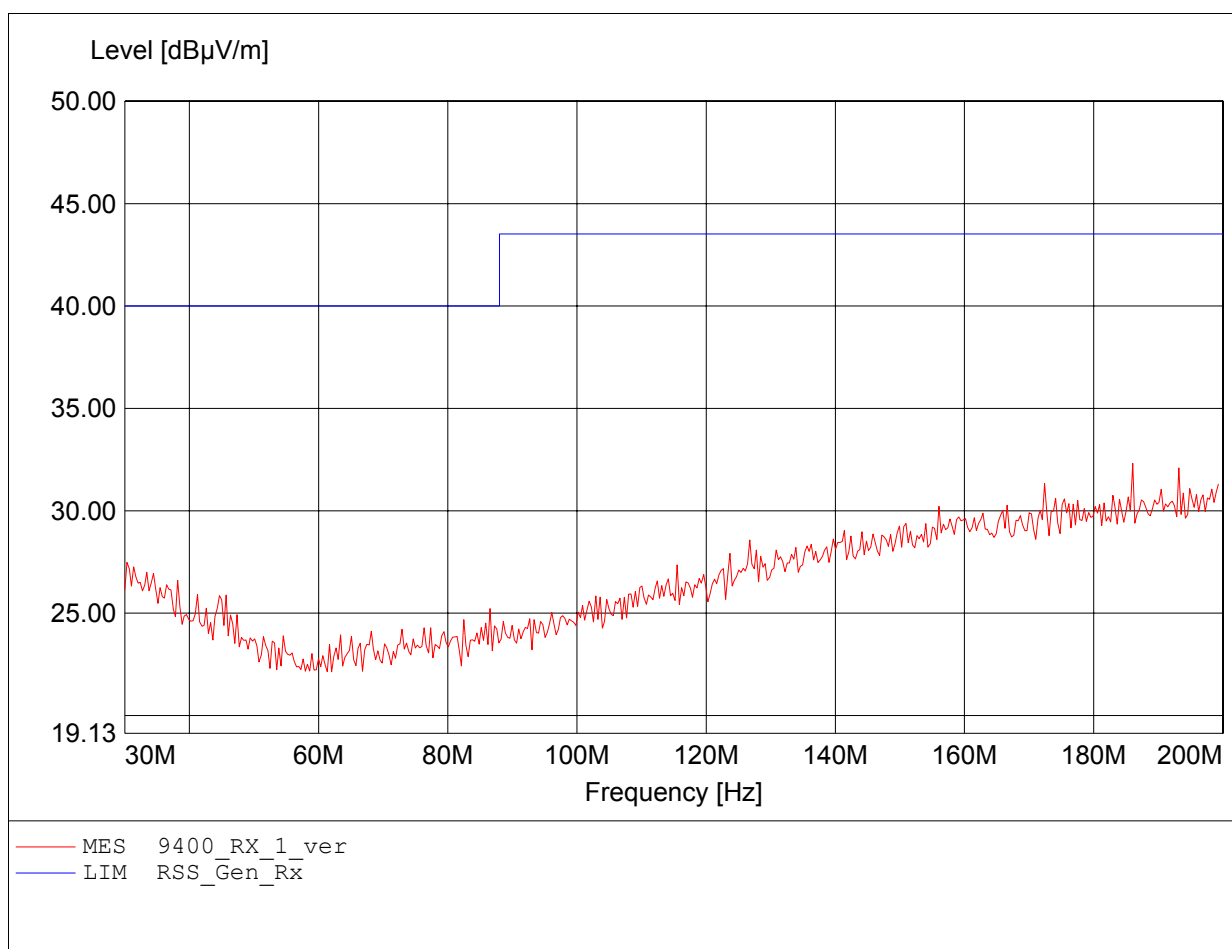
**Field Strength under normal conditions  
Standards Industry Canada, RSS-GEN**

Approval Holder: Leica Geosystems AG  
EUT / Model: Field controller  
CS10 / EUT horizontal / Mode: FDD V Idle  
Test Site / Operator: Eurofins Product Service GmbH / Mr. Pudell  
Test Conditions 1: Tnom: 25°C / Unom.: 7.4V battery  
Test Conditions 2: Freq. / CH: 4175  
Comment 1: Dist.: 3m, Ant.: HL025, ampl.  
Comment 2: Freq:7.271GHz Emax:40.62dBµV/m RBW: 1 MHz



**Field Strength under normal conditions**  
**Standards Industry Canada, RSS-GEN**

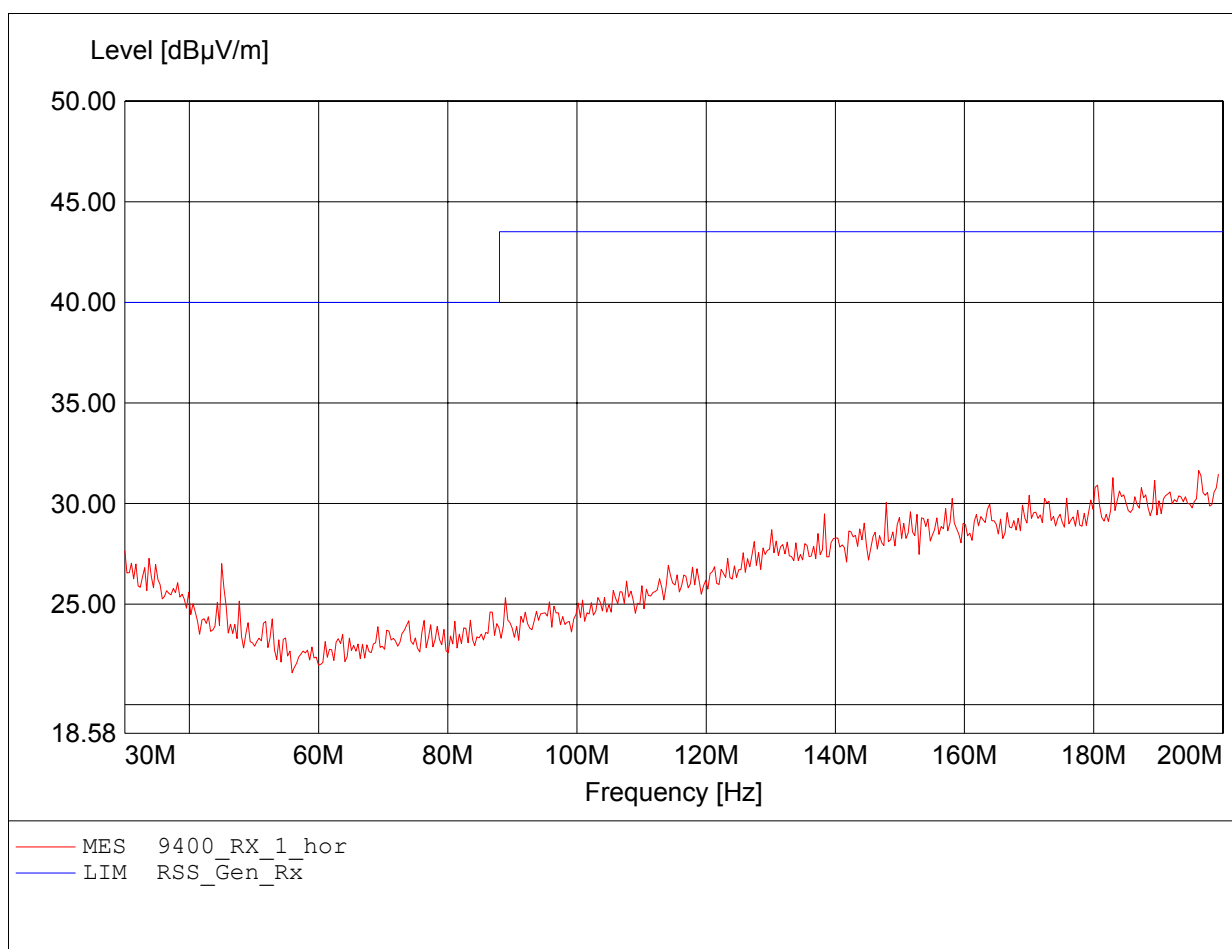
Approval Holder: Leica Geosystems AG  
EUT / Model: Field controller  
CS10 / EUT horizontal / Mode: FDDII Idle  
Test Site / Operator: Eurofins Product Service GmbH / Mr. Pudell  
Test Conditions 1: Tnom: 25°C / Unom.: 7.4V battery  
Test Conditions 2: Freq. / CH: 9400  
Comment 1: Dist.: 3m, Ant.: HK 116  
Comment 2: Freq:186.032MHz Emax:32.32dBµV/m RBW: 100 kHz





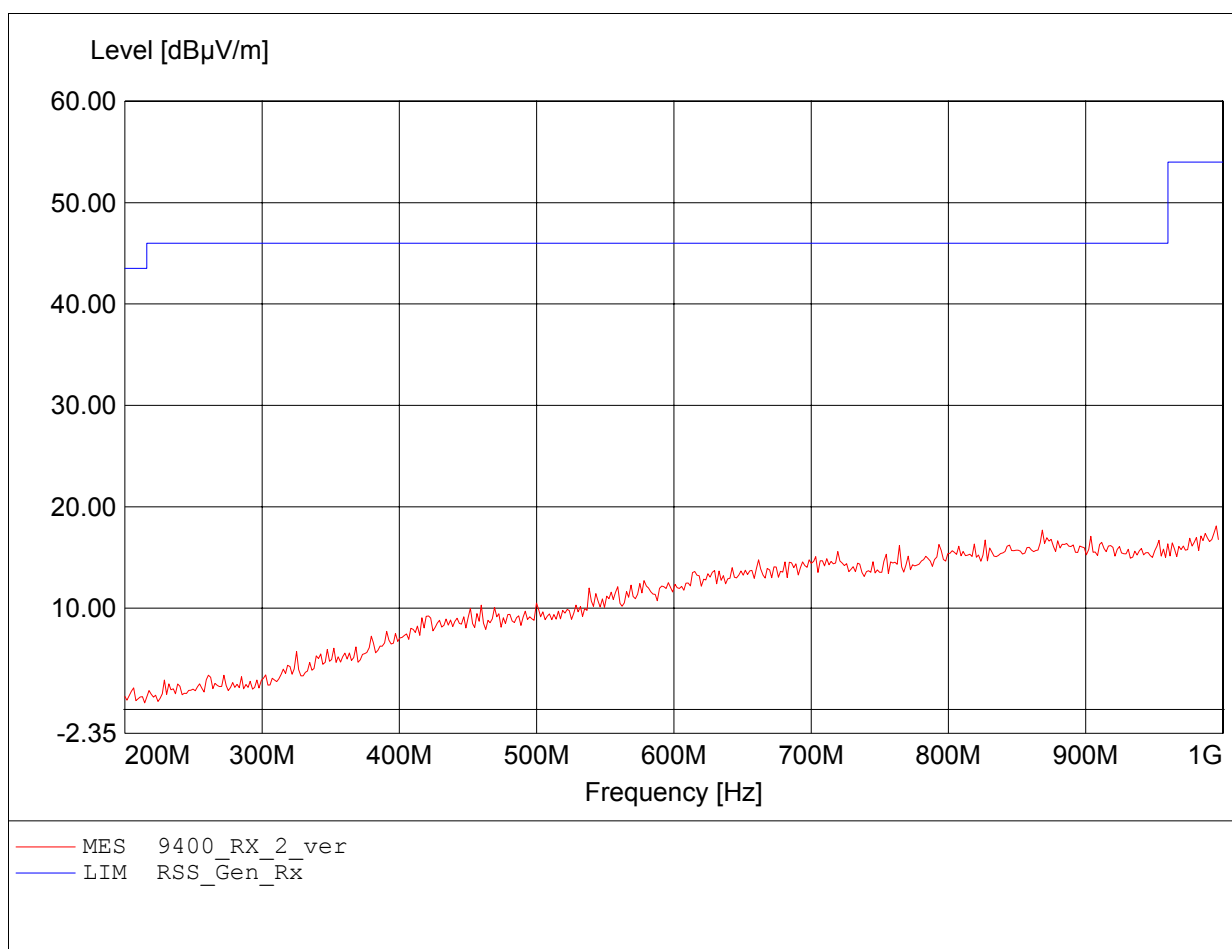
**Field Strength under normal conditions  
Standards Industry Canada, RSS-GEN**

Approval Holder: Leica Geosystems AG  
EUT / Model: Field controller  
CS10 / EUT horizontal / Mode: FDDII Idle  
Test Site / Operator: Eurofins Product Service GmbH / Mr. Pudell  
Test Conditions 1: Tnom: 25°C / Unom.: 7.4V battery  
Test Conditions 2: Freq. / CH: 9400  
Comment 1: Dist.: 3m, Ant.: HK 116  
Comment 2: Freq:196.253MHz Emax:31.65dBµV/m RBW: 100 kHz



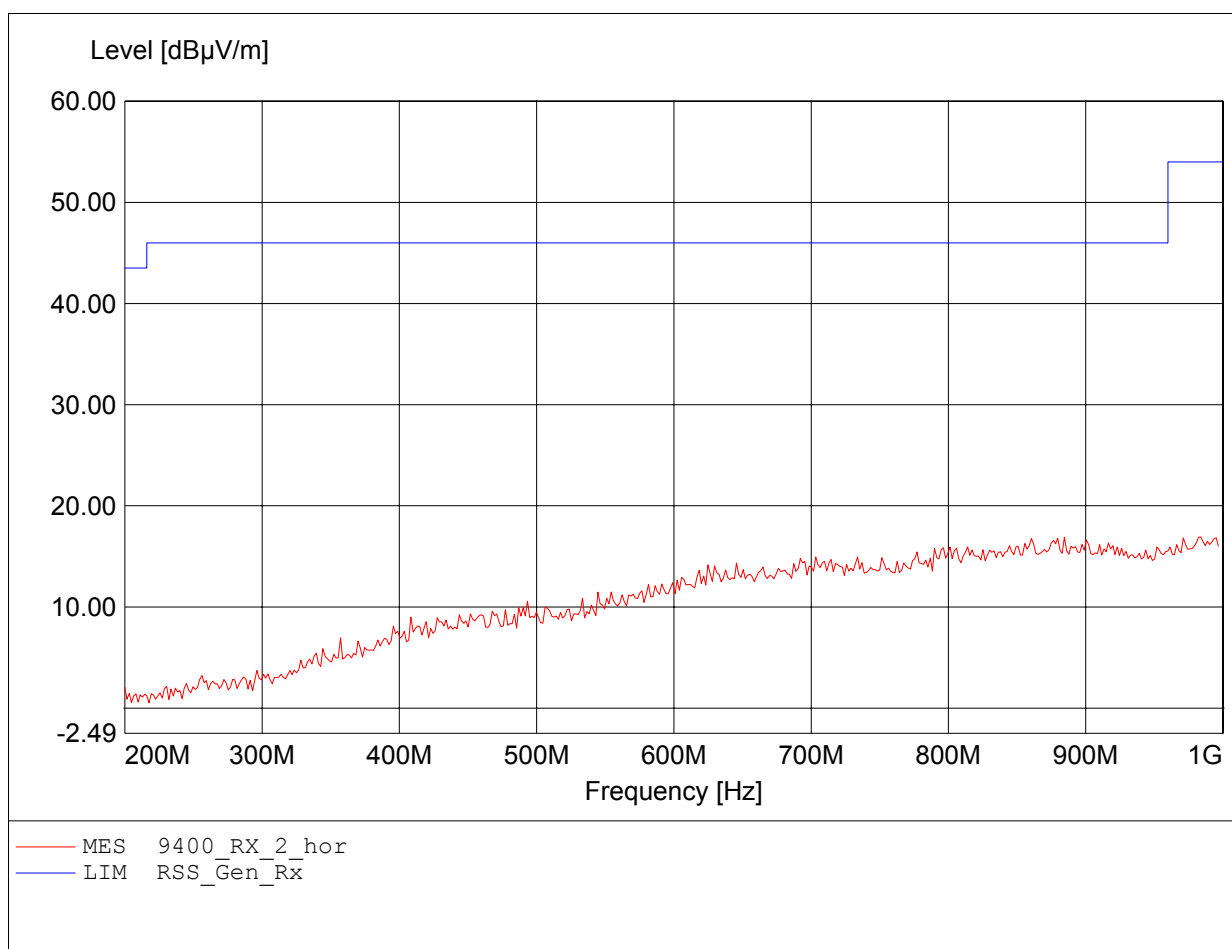
**Field Strength under normal conditions  
Standards Industry Canada, RSS-GEN**

Approval Holder: Leica Geosystems AG  
EUT / Model: Field controller  
CS10 / EUT horizontal / Mode: FDDII Idle  
Test Site / Operator: Eurofins Product Service GmbH / Mr. Pudell  
Test Conditions 1: Tnom: 25°C / Unom.: 7.4V battery  
Test Conditions 2: Freq. / CH: 9400  
Comment 1: Dist.: 3m, Ant.: HL 223, ampl.  
Comment 2: Freq:995.190MHz Emax:18.12dBµV/m RBW: 100 kHz



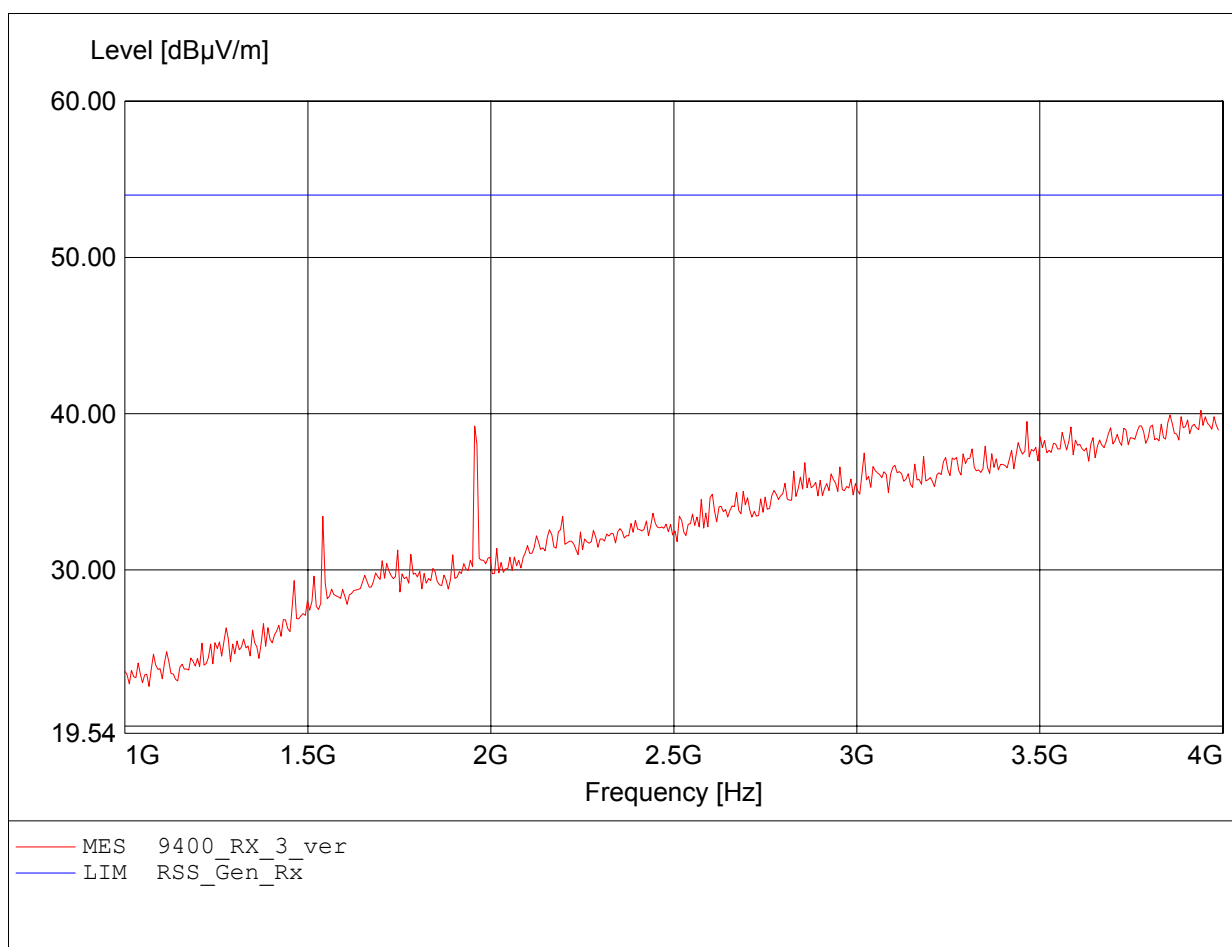
**Field Strength under normal conditions**  
**Standards Industry Canada, RSS-GEN**

Approval Holder: Leica Geosystems AG  
EUT / Model: Field controller  
CS10 / EUT horizontal / Mode: FDDII Idle  
Test Site / Operator: Eurofins Product Service GmbH / Mr. Pudell  
Test Conditions 1: Tnom: 25°C / Unom.: 7.4V battery  
Test Conditions 2: Freq. / CH: 9400  
Comment 1: Dist.: 3m, Ant.: HL 223, ampl.  
Comment 2: Freq:982.365MHz Emax:16.91dBµV/m RBW: 100 kHz



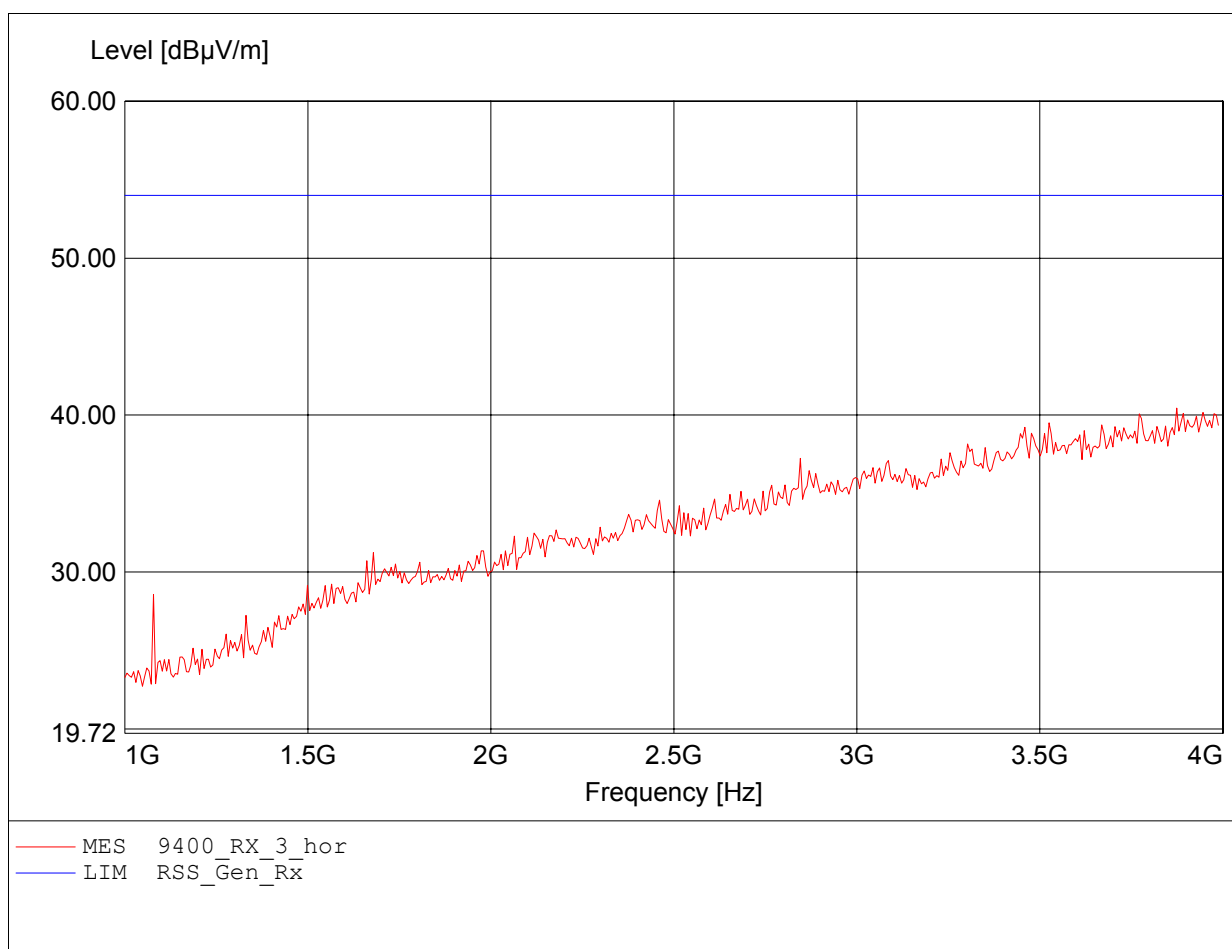
**Field Strength under normal conditions  
Standards Industry Canada, RSS-GEN**

Approval Holder: Leica Geosystems AG  
EUT / Model: Field controller  
CS10 / EUT horizontal / Mode: FDD II Idle  
Test Site / Operator: Eurofins Product Service GmbH / Mr. Pudell  
Test Conditions 1: Tnom: 25°C / Unom.: 7.4V battery  
Test Conditions 2: Freq. / CH: 9400  
Comment 1: Dist.: 3m, Ant.: HL025, ampl.  
Comment 2: Freq:3.940GHz Emax:40.21dBµV/m RBW: 1 MHz



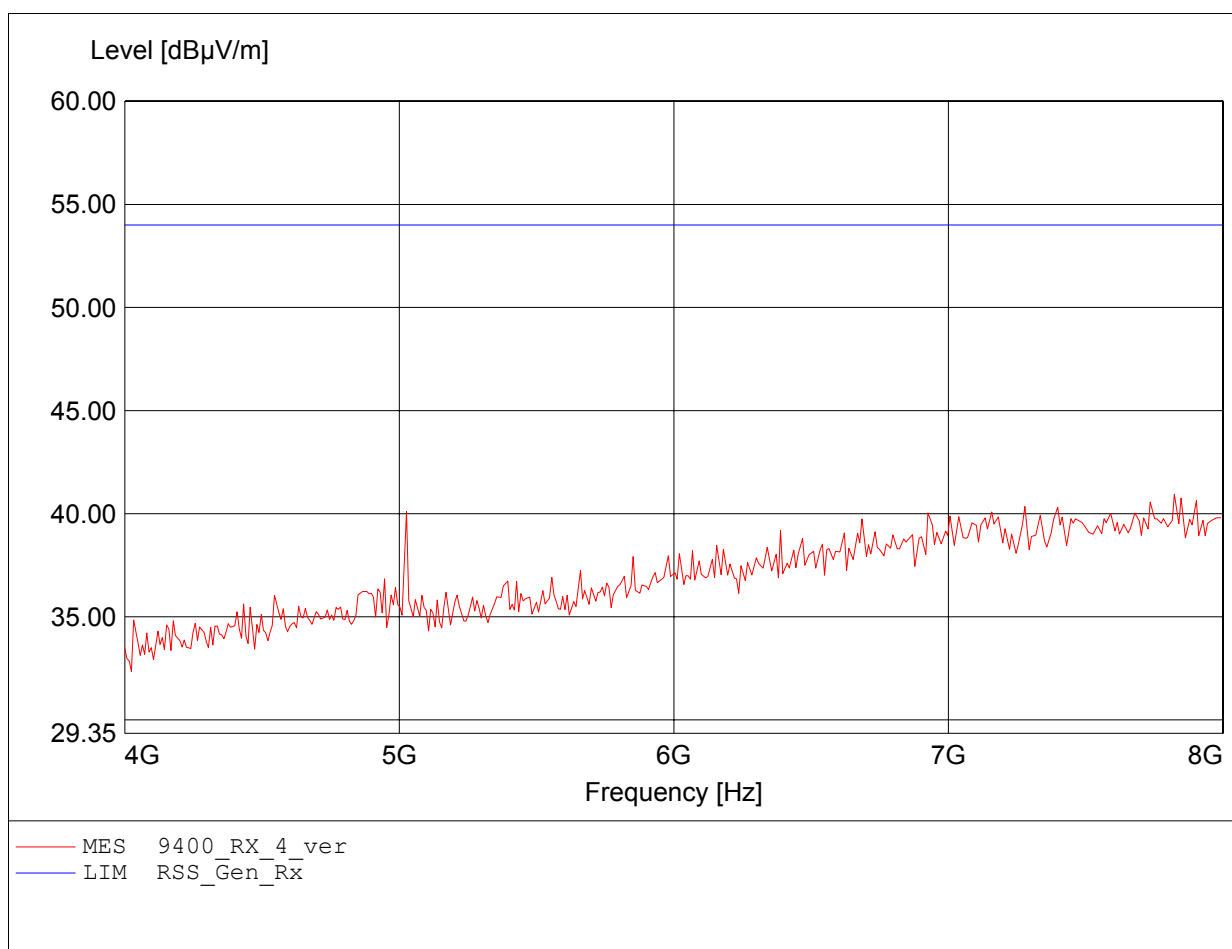
**Field Strength under normal conditions  
Standards Industry Canada, RSS-GEN**

Approval Holder: Leica Geosystems AG  
EUT / Model: Field controller  
CS10 / EUT horizontal / Mode: FDD II Idle  
Test Site / Operator: Eurofins Product Service GmbH / Mr. Pudell  
Test Conditions 1: Tnom: 25°C / Unom.: 7.4V battery  
Test Conditions 2: Freq. / CH: 9400  
Comment 1: Dist.: 3m, Ant.: HL025, ampl.  
Comment 2: Freq:3.874GHz Emax:40.45dBµV/m RBW: 1 MHz



**Field Strength under normal conditions**  
**Standards Industry Canada, RSS-GEN**

Approval Holder: Leica Geosystems AG  
EUT / Model: Field controller  
CS10 / EUT horizontal / Mode: FDD II Idle  
Test Site / Operator: Eurofins Product Service GmbH / Mr. Pudell  
Test Conditions 1: Tnom: 25°C / Unom.: 7.4V battery  
Test Conditions 2: Freq. / CH: 9400  
Comment 1: Dist.: 3m, Ant.: HL025, ampl.  
Comment 2: Freq:7.824GHz Emax:40.95dBμV/m RBW: 1 MHz



**Field Strength under normal conditions  
Standards Industry Canada, RSS-GEN**

Approval Holder: Leica Geosystems AG  
EUT / Model: Field controller  
CS10 / EUT horizontal / Mode: FDD II Idle  
Test Site / Operator: Eurofins Product Service GmbH / Mr. Pudell  
Test Conditions 1: Tnom: 25°C / Unom.: 7.4V battery  
Test Conditions 2: Freq. / CH: 9400  
Comment 1: Dist.: 3m, Ant.: HL025, ampl.  
Comment 2: Freq:7.960GHz Emax:40.40dBµV/m RBW: 1 MHz

