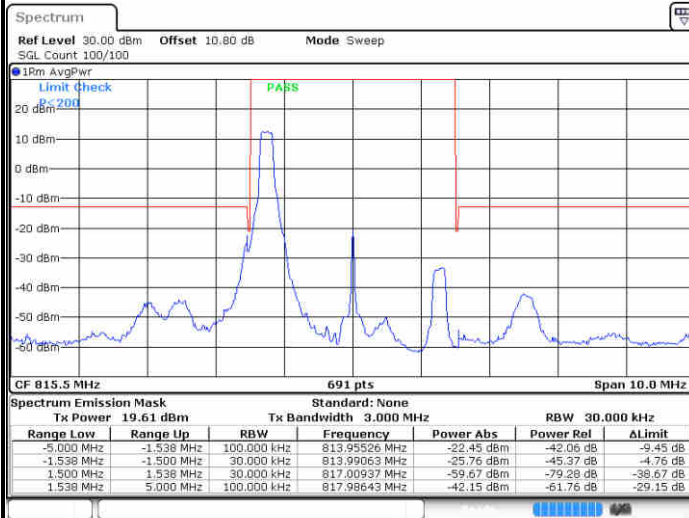




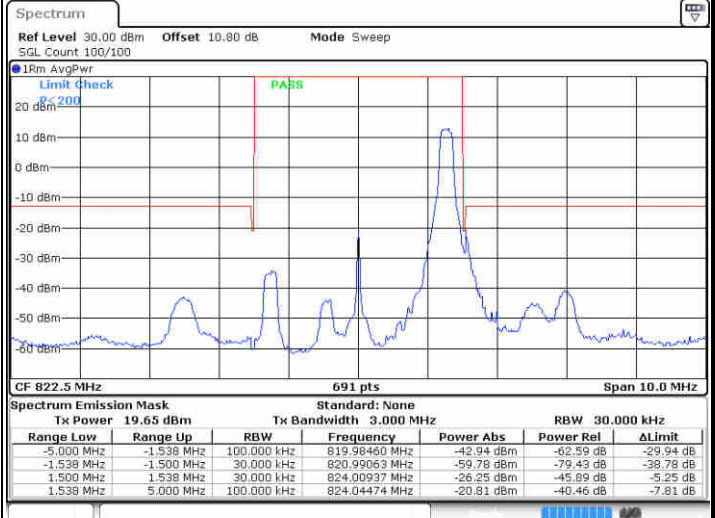
LTE Band 26 / 3MHz / 64QAM

Lowest Band Edge / 1 RB



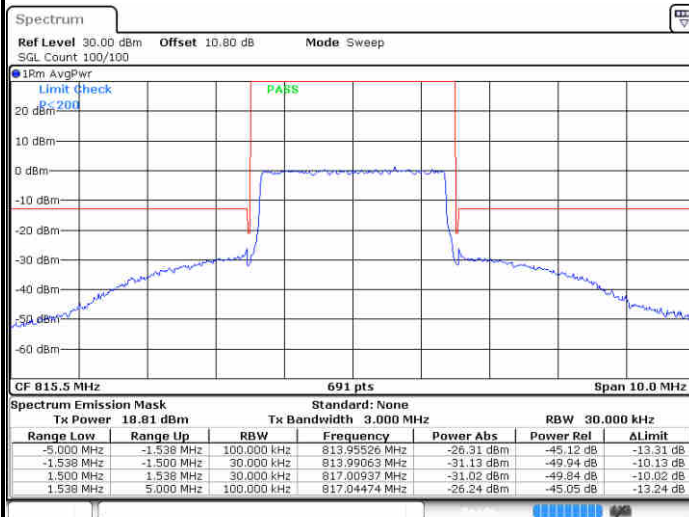
Date: 2.OCT.2017 15:03:32

Highest Band Edge / 1 RB



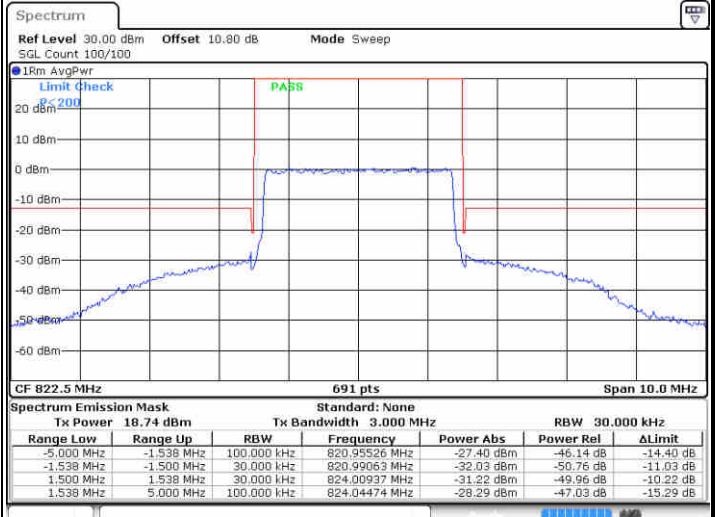
Date: 2.OCT.2017 15:05:50

Lowest Band Edge / Full RB



Date: 2.OCT.2017 15:04:41

Highest Band Edge / Full RB

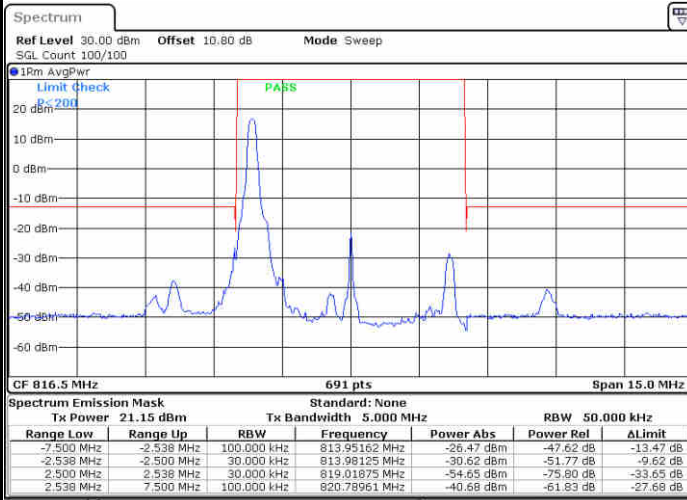


Date: 2.OCT.2017 15:07:00



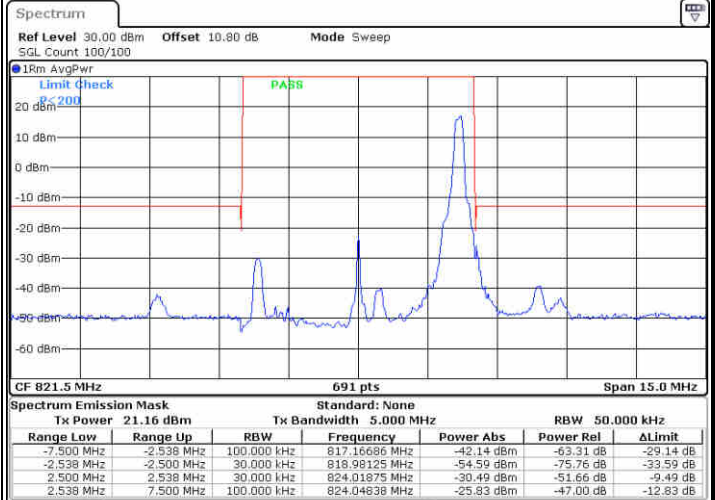
LTE Band 26 / 5MHz / QPSK

Lowest Band Edge / 1 RB



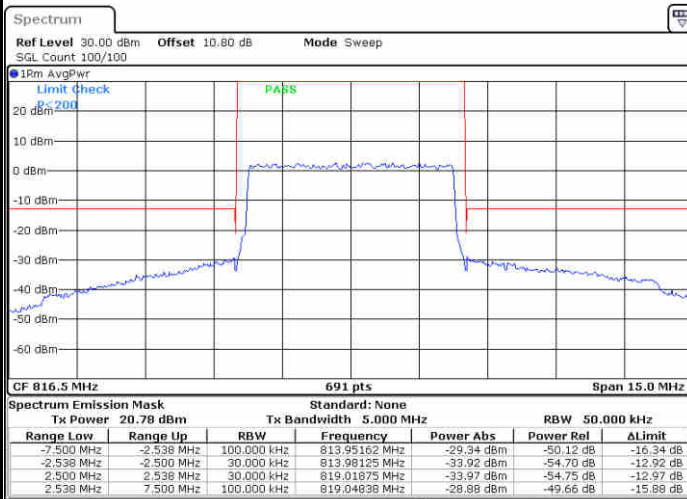
Date: 2.OCT.2017 12:21:14

Highest Band Edge / 1 RB



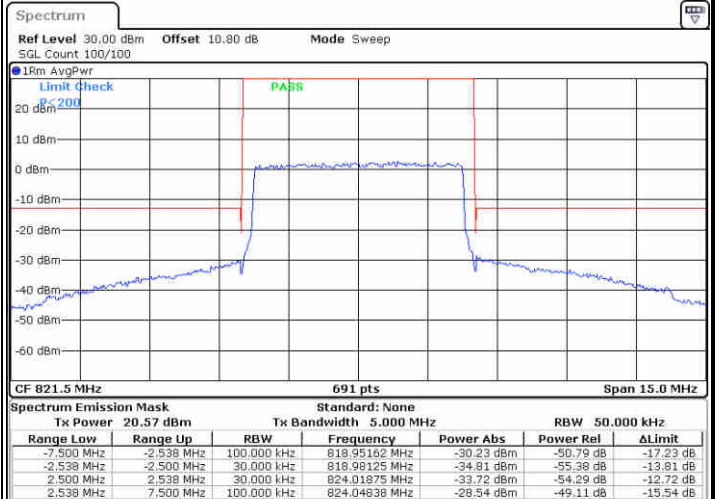
Date: 2.OCT.2017 12:25:50

Lowest Band Edge / Full RB



Date: 2.OCT.2017 12:23:32

Highest Band Edge / Full RB

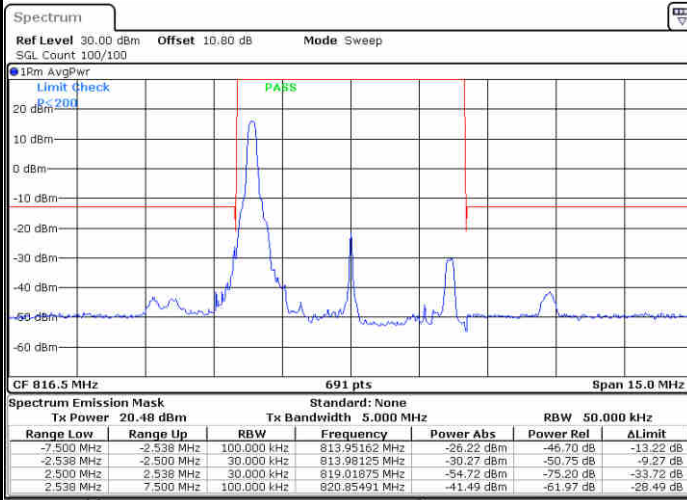


Date: 2.OCT.2017 12:28:08



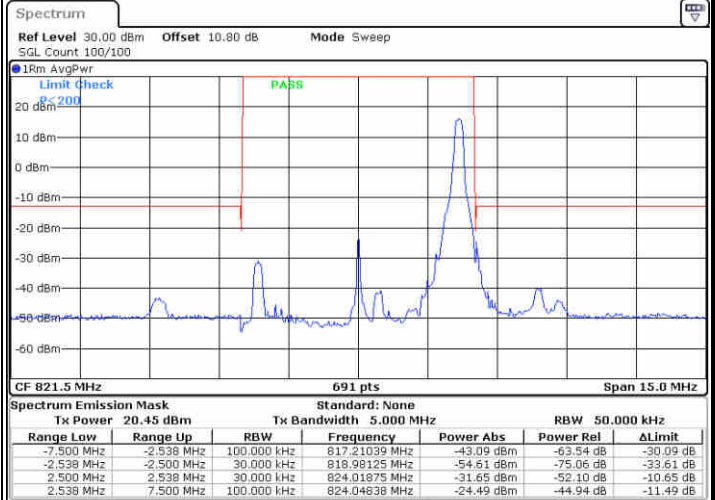
LTE Band 26 / 5MHz / 16QAM

Lowest Band Edge / 1RB



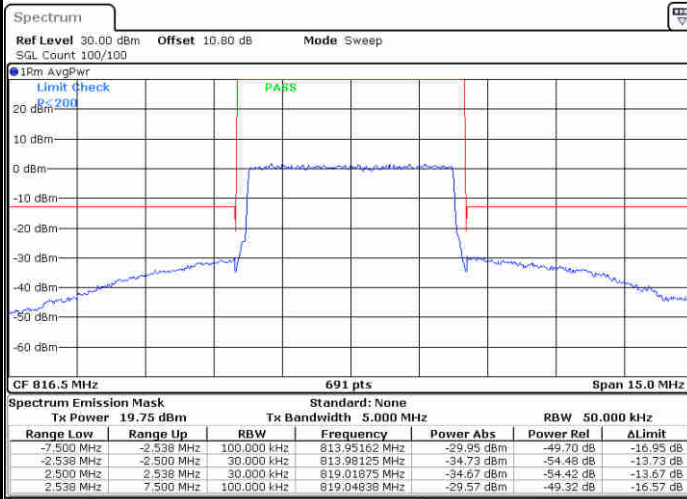
Date: 2.OCT.2017 12:22:23

Highest Band Edge / 1 RB



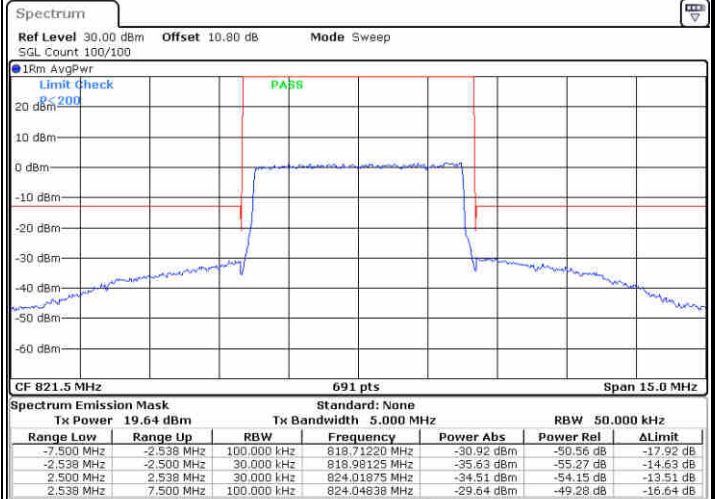
Date: 2.OCT.2017 12:26:59

Lowest Band Edge / Full RB



Date: 2.OCT.2017 12:24:41

Highest Band Edge / Full RB

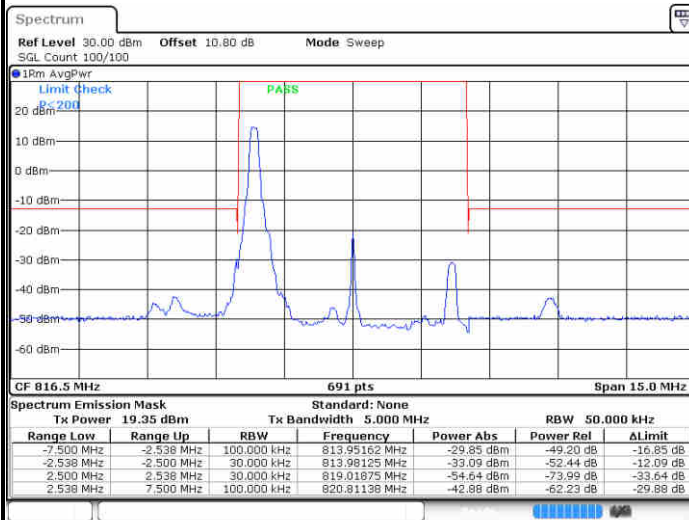


Date: 2.OCT.2017 13:38:35



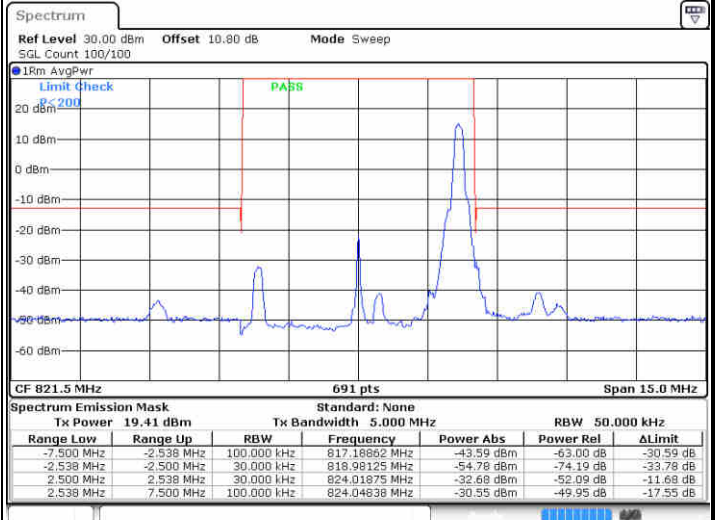
LTE Band 26 / 5MHz / 64QAM

Lowest Band Edge / 1RB



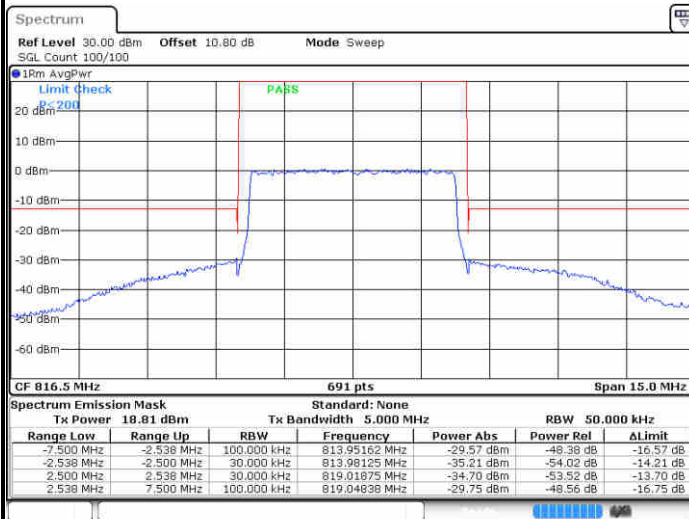
Date: 2.OCT.2017 15:08:09

Highest Band Edge / 1 RB



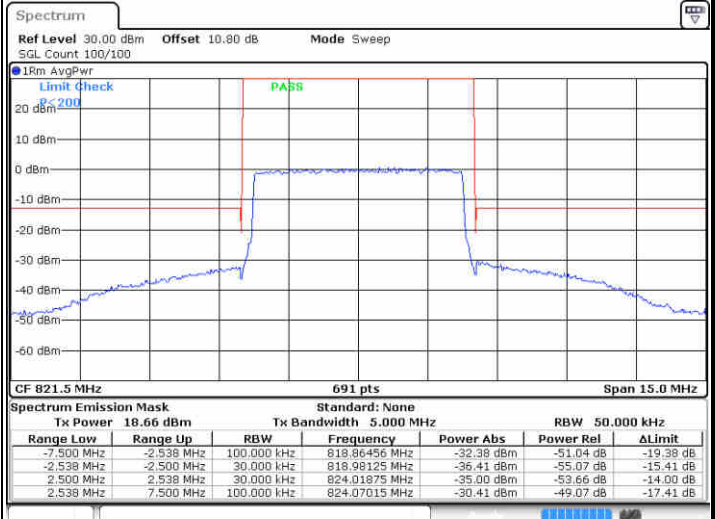
Date: 2.OCT.2017 15:10:26

Lowest Band Edge / Full RB



Date: 2.OCT.2017 15:09:18

Highest Band Edge / Full RB

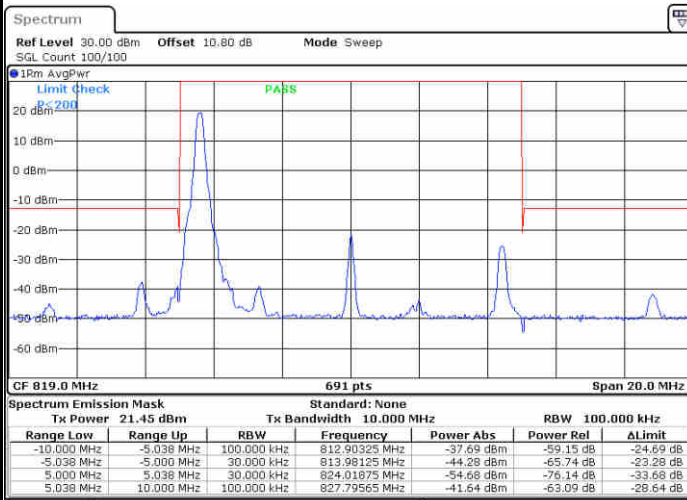


Date: 2.OCT.2017 15:11:35



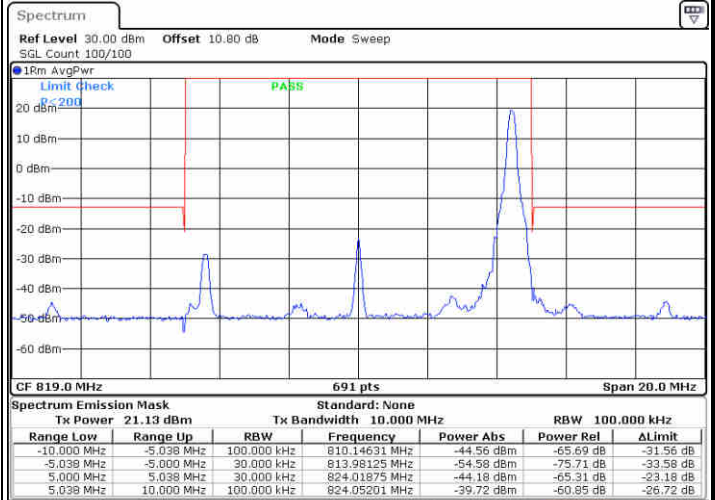
LTE Band 26 / 10MHz / QPSK

Lowest Band Edge / 1 RB



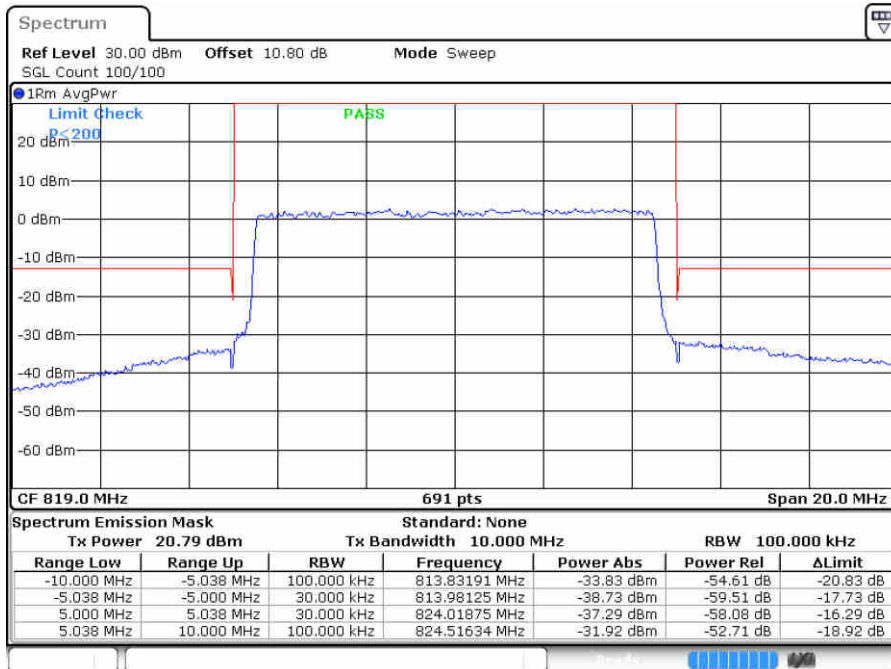
Date: 2 OCT 2017 13:39:44

Highest Band Edge / 1 RB



Date: 2 OCT 2017 13:42:02

Band Edge / Full RB

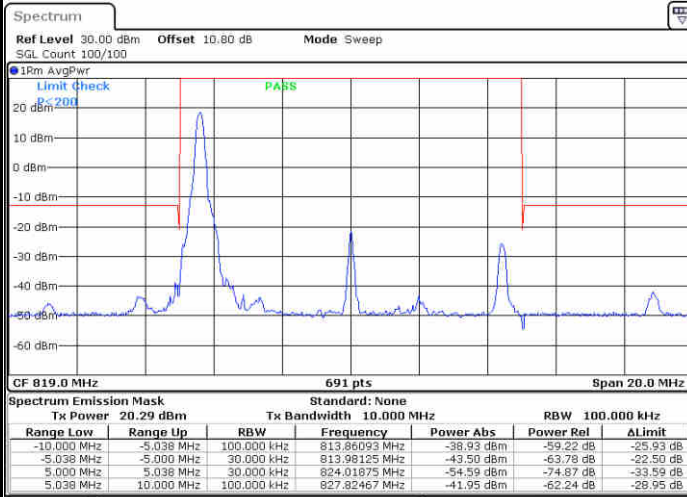


Date: 2 OCT 2017 13:44:20



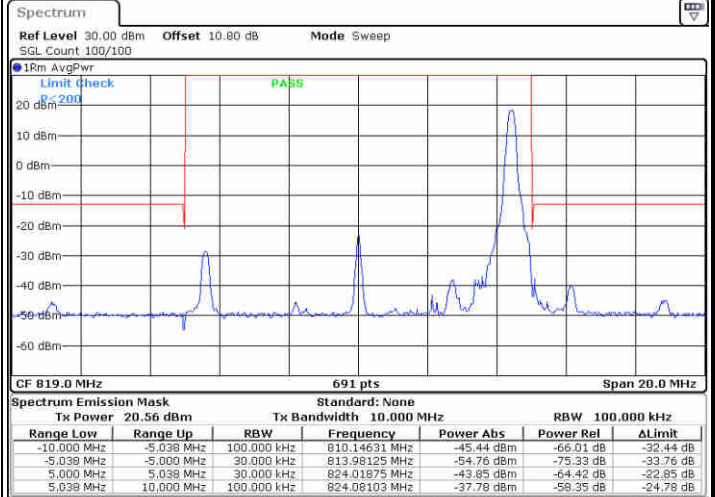
LTE Band 26 / 10MHz / 16QAM

Lowest Band Edge / 1 RB



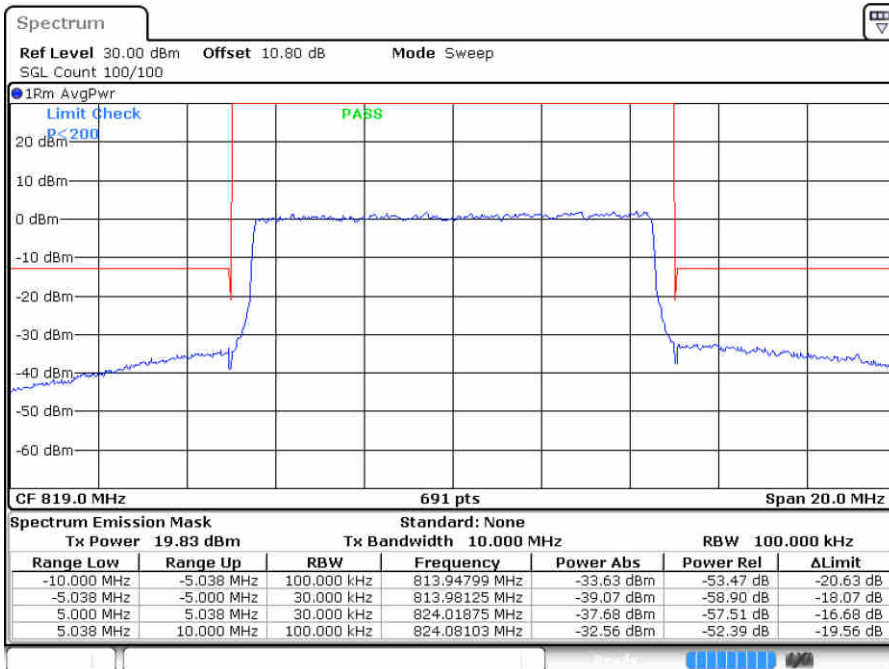
Date: 2 OCT 2017 13:40:53

Highest Band Edge / 1 RB



Date: 2 OCT 2017 13:43:11

Band Edge / Full RB

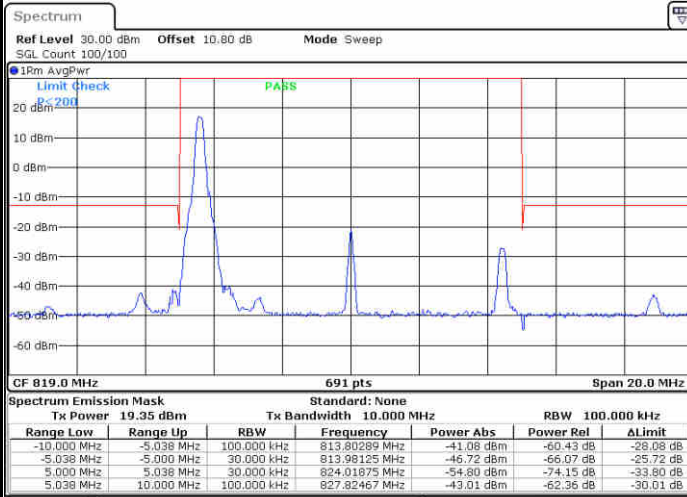


Date: 2 OCT 2017 13:45:29



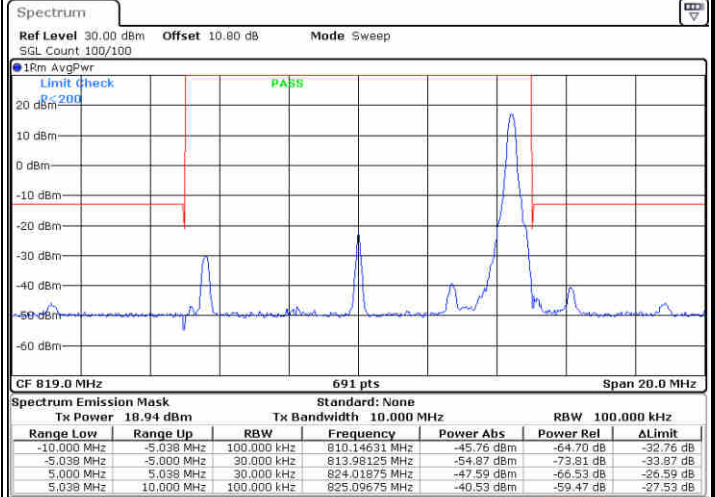
LTE Band 26 / 10MHz / 64QAM

Lowest Band Edge / 1 RB



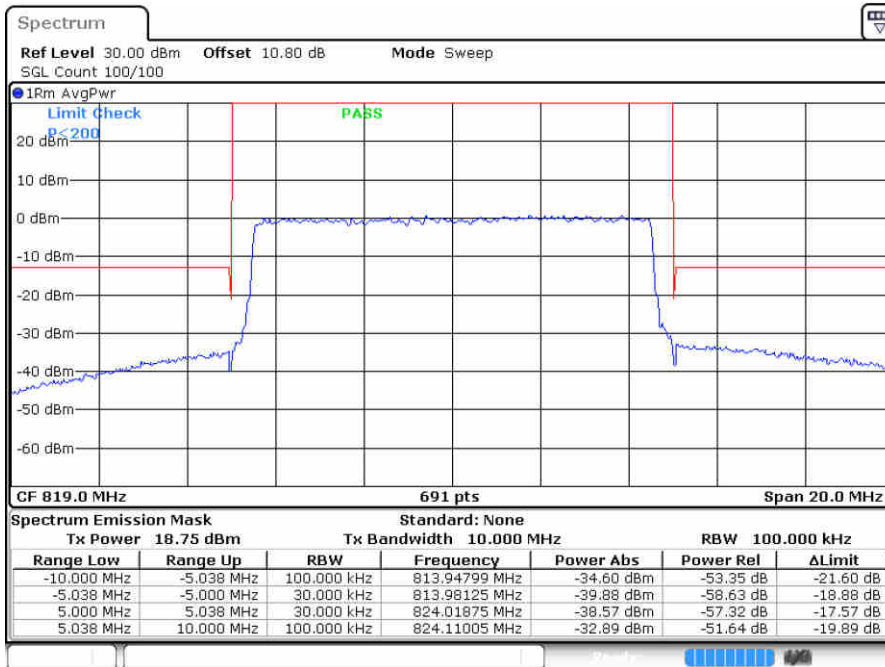
Date: 2 OCT 2017 15:12:44

Highest Band Edge / 1 RB



Date: 2 OCT 2017 15:13:53

Band Edge / Full RB

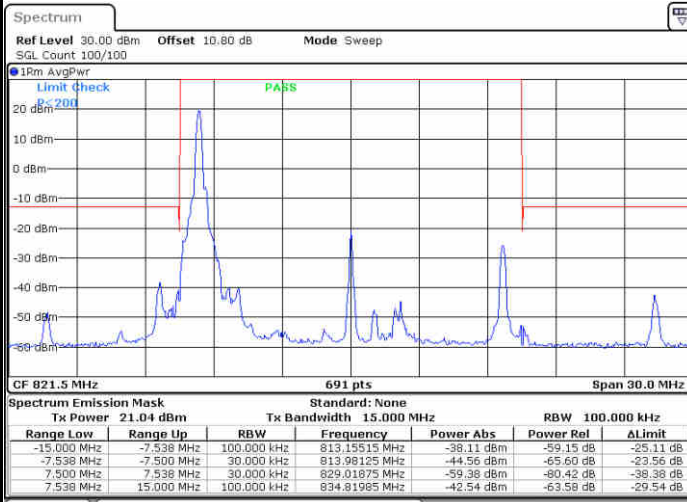


Date: 2 OCT 2017 15:15:02



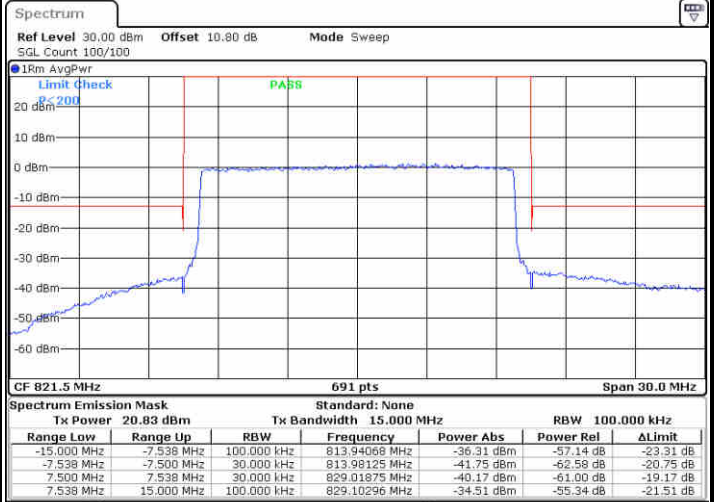
LTE Band 26 / 15MHz QPSK

Lowest Band Edge / 1 RB



Date: 2.OCT.2017 13:46:38

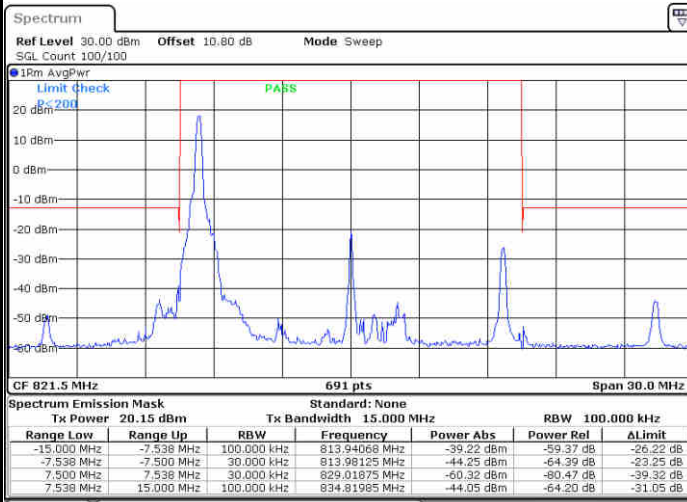
Lowest Band Edge / Full RB



Date: 2.OCT.2017 13:51:14

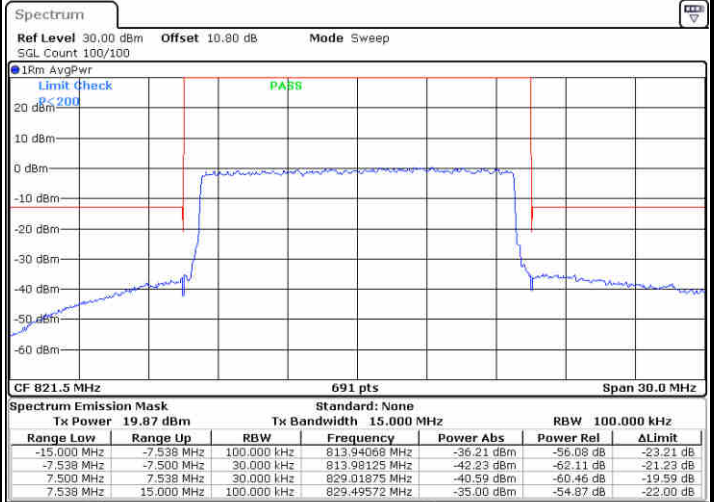
LTE Band 26 / 15MHz 16QAM

Lowest Band Edge / 1 RB



Date: 2.OCT.2017 13:47:47

Lowest Band Edge / Full RB

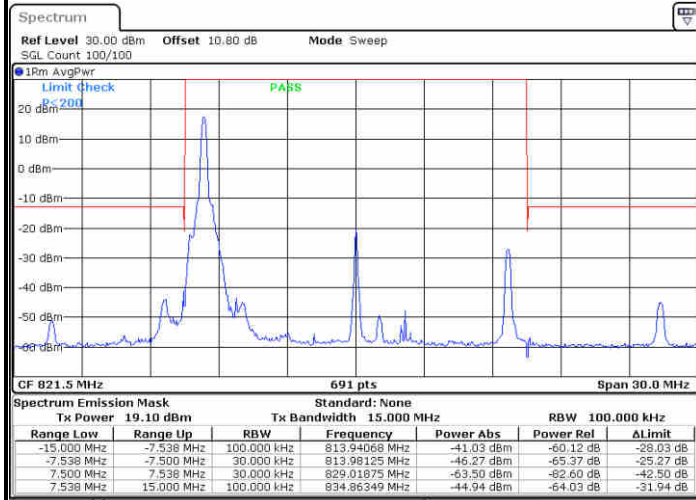


Date: 2.OCT.2017 13:52:23



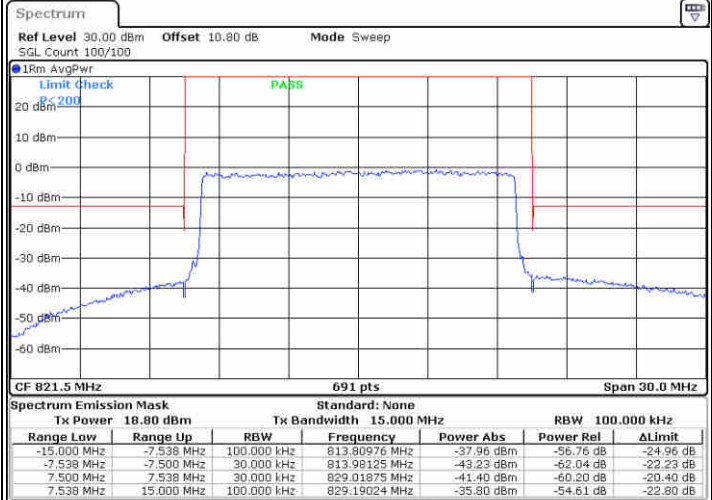
LTE Band 26 / 15MHz / 64QAM

Lowest Band Edge / 1 RB



Date: 2.OCT.2017 15:16:11

Lowest Band Edge / Full RB



Date: 2.OCT.2017 15:18:29

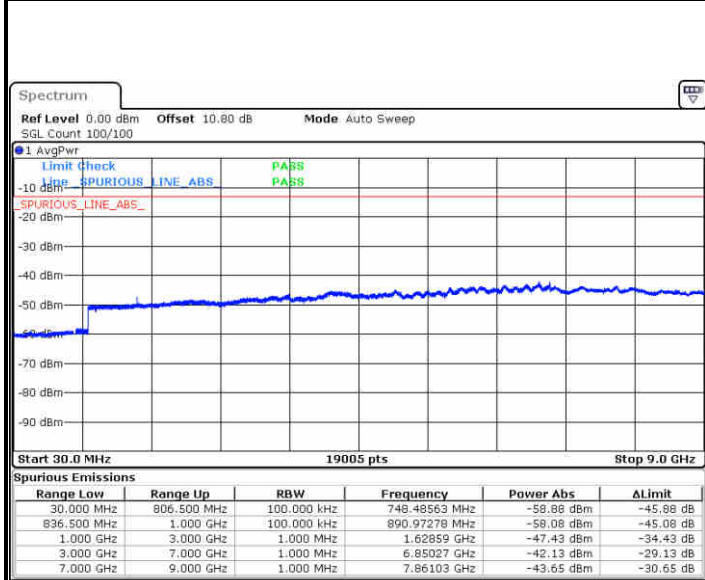


Conducted Spurious Emission



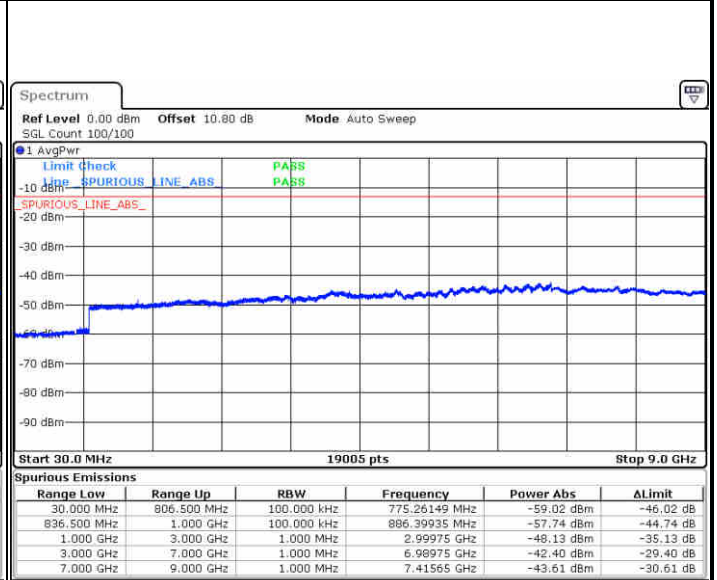
LTE Band 26 / 1.4MHz

Lowest Channel / QPSK



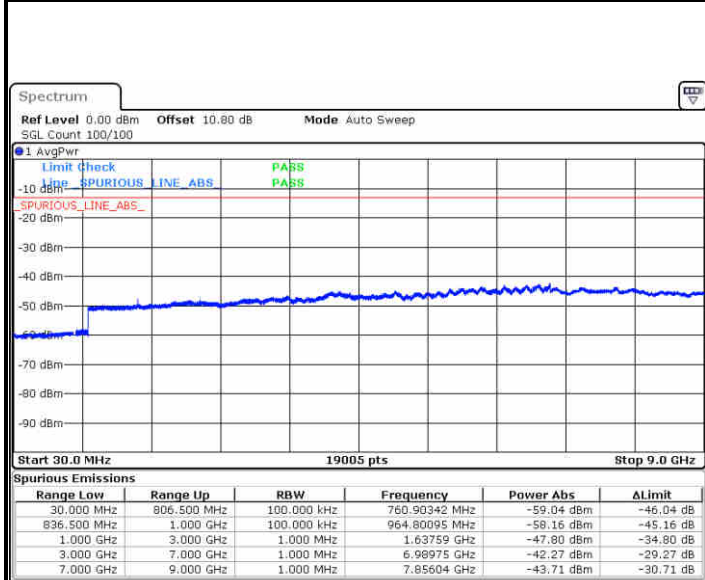
Date: 2.OCT.2017 14:17:40

Lowest Channel / 16QAM



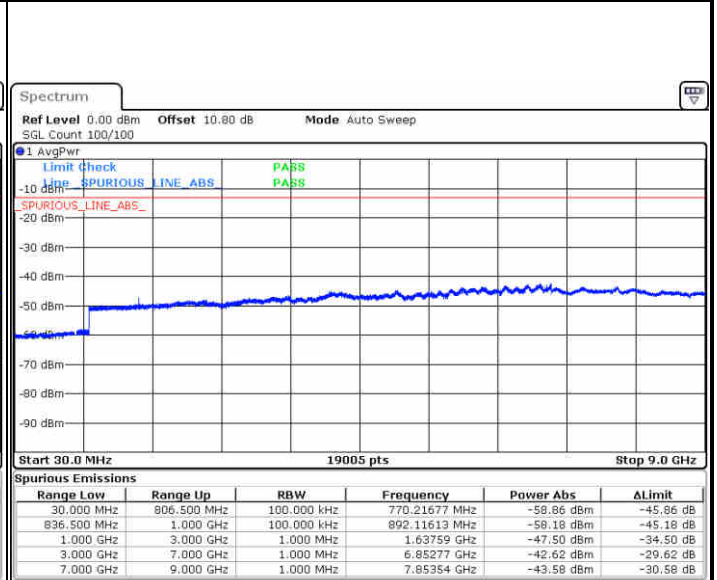
Date: 2.OCT.2017 14:18:35

Middle Channel / QPSK



Date: 2.OCT.2017 14:20:10

Middle Channel / 16QAM

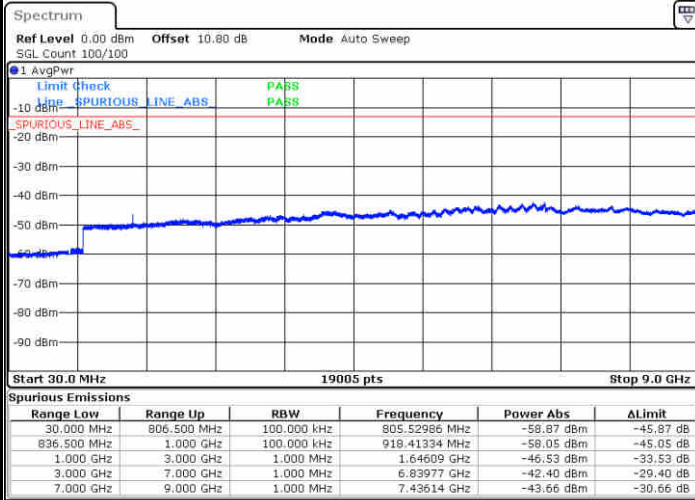


Date: 2.OCT.2017 14:21:05



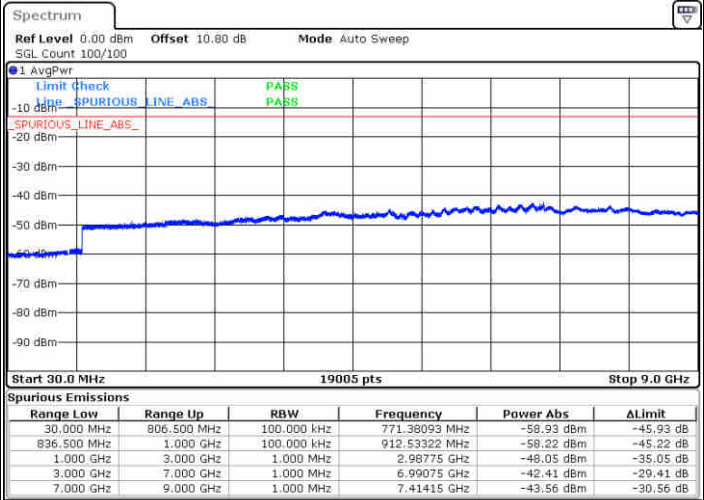
LTE Band 26 / 1.4MHz

Highest Channel / QPSK



Date: 2.OCT.2017 14:22:41

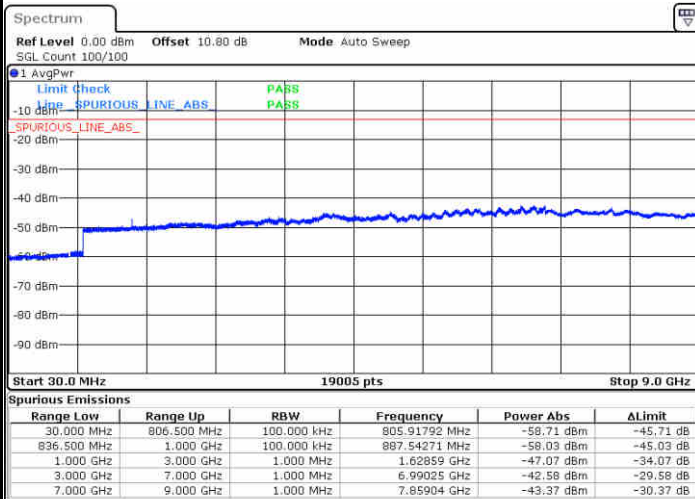
Highest Channel / 16QAM



Date: 2.OCT.2017 14:23:36

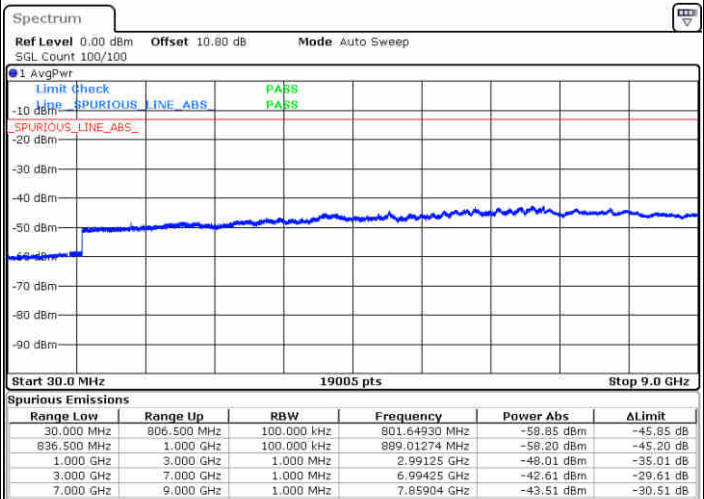
LTE Band 26 / 3MHz

Lowest Channel / QPSK



Date: 2.OCT.2017 13:53:58

Lowest Channel / 16QAM



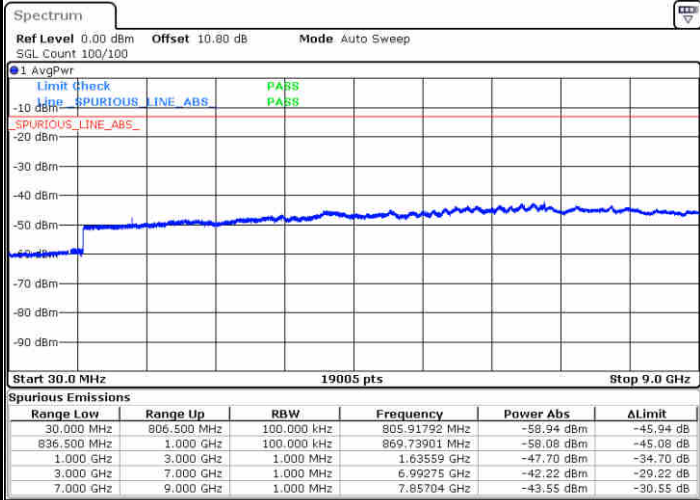
Date: 2.OCT.2017 13:54:54



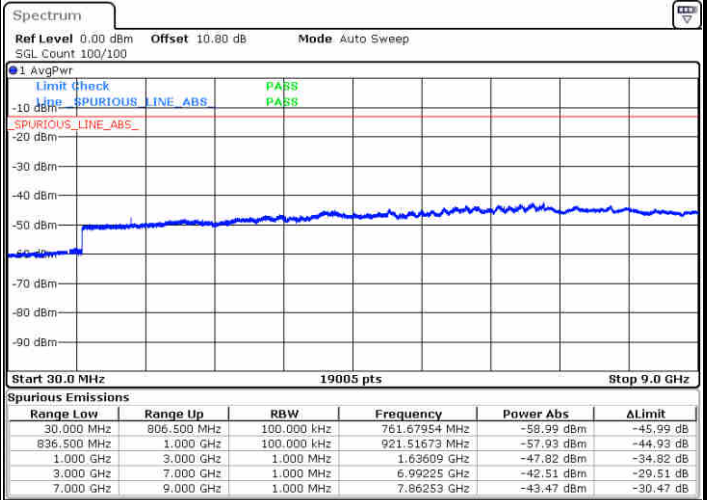
LTE Band 26 / 3MHz

Middle Channel / QPSK

Middle Channel / 16QAM



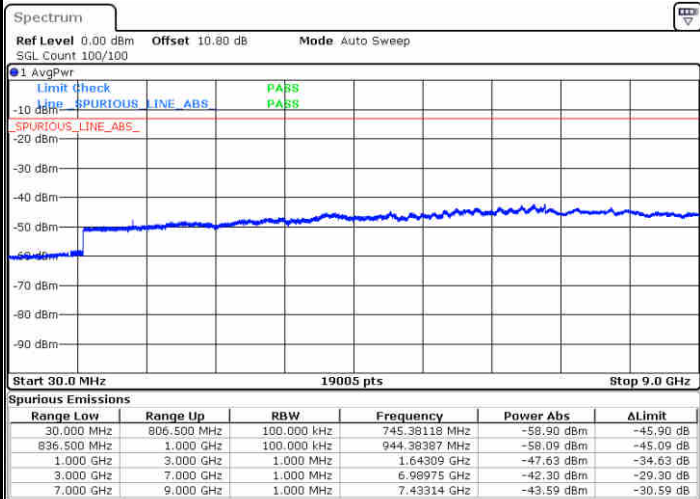
Date: 2.OCT.2017 13:56:29



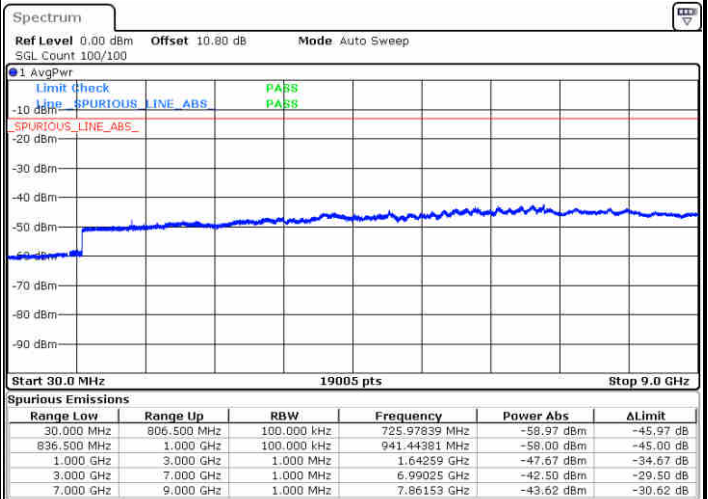
Date: 2.OCT.2017 13:57:24

Highest Channel / QPSK

Highest Channel / 16QAM



Date: 2.OCT.2017 13:58:59



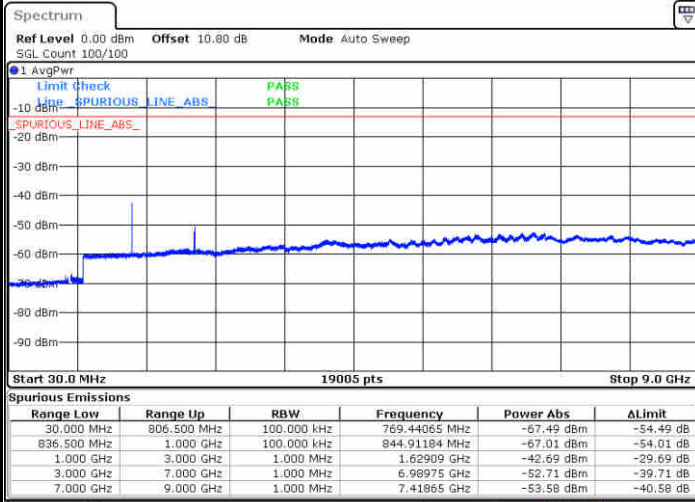
Date: 2.OCT.2017 13:59:54



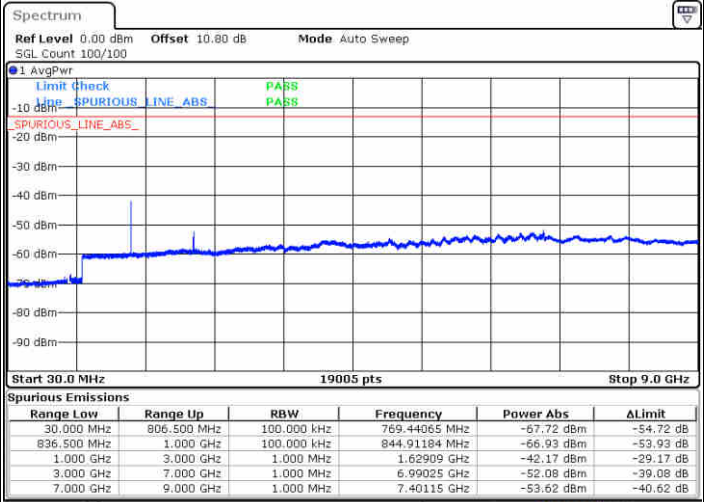
LTE Band 26 / 5MHz

Lowest Channel / QPSK

Lowest Channel / 16QAM



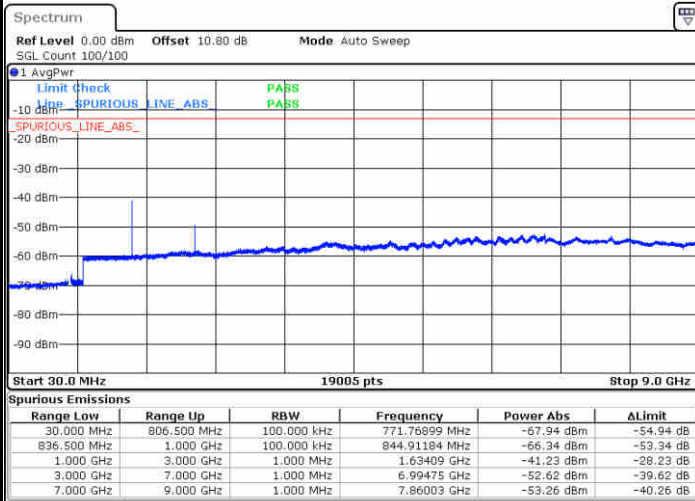
Date: 2.OCT.2017 14:01:29



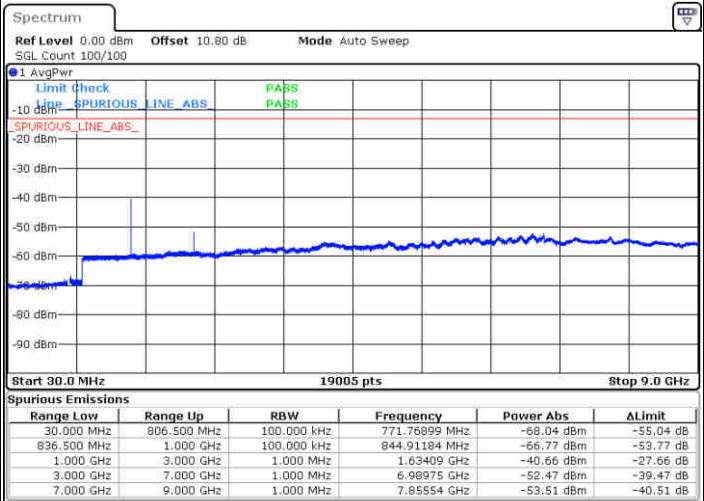
Date: 2.OCT.2017 14:02:24

Middle Channel / QPSK

Middle Channel / 16QAM



Date: 2.OCT.2017 14:03:59

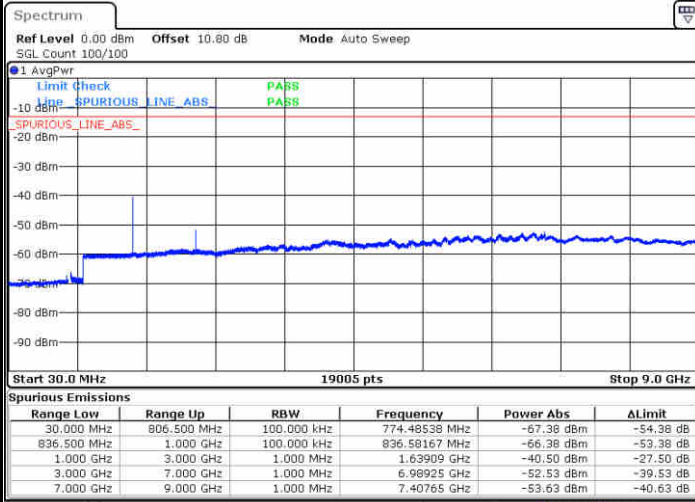


Date: 2.OCT.2017 14:04:54



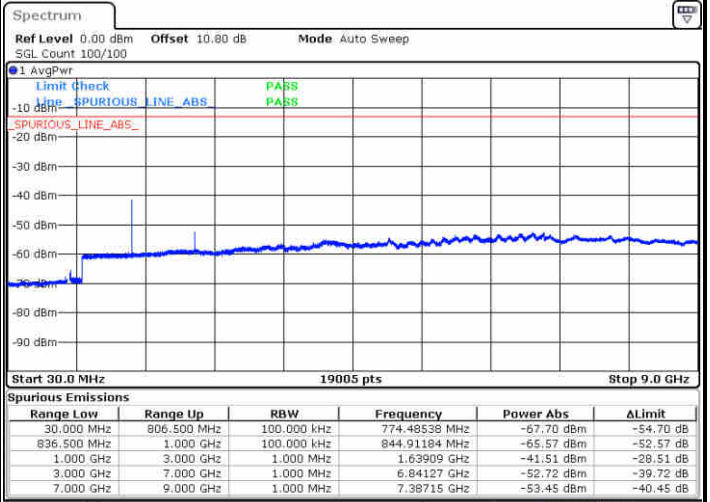
LTE Band 26 / 5MHz

Highest Channel / QPSK



Date: 2.OCT.2017 14:06:29

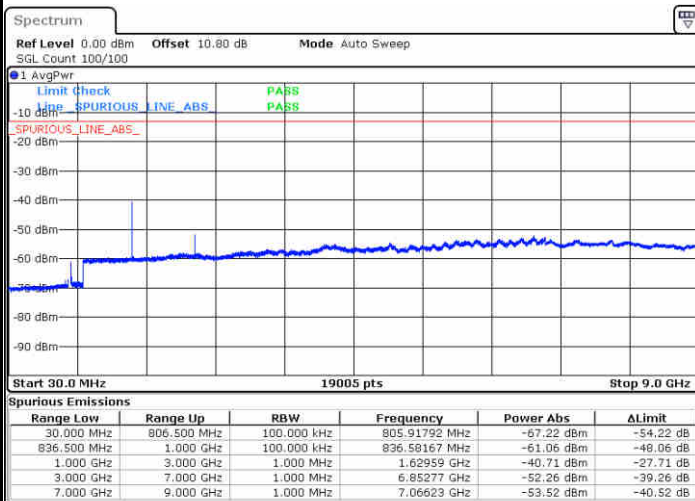
Highest Channel / 16QAM



Date: 2.OCT.2017 14:07:24

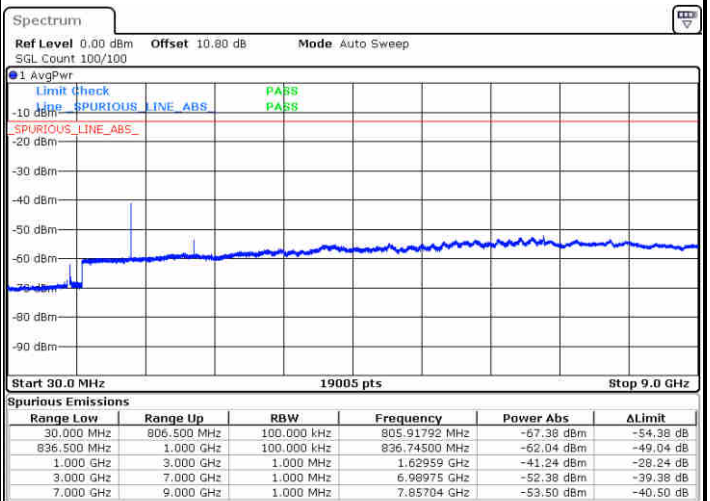
LTE Band 26 / 10MHz

Middle Channel / QPSK

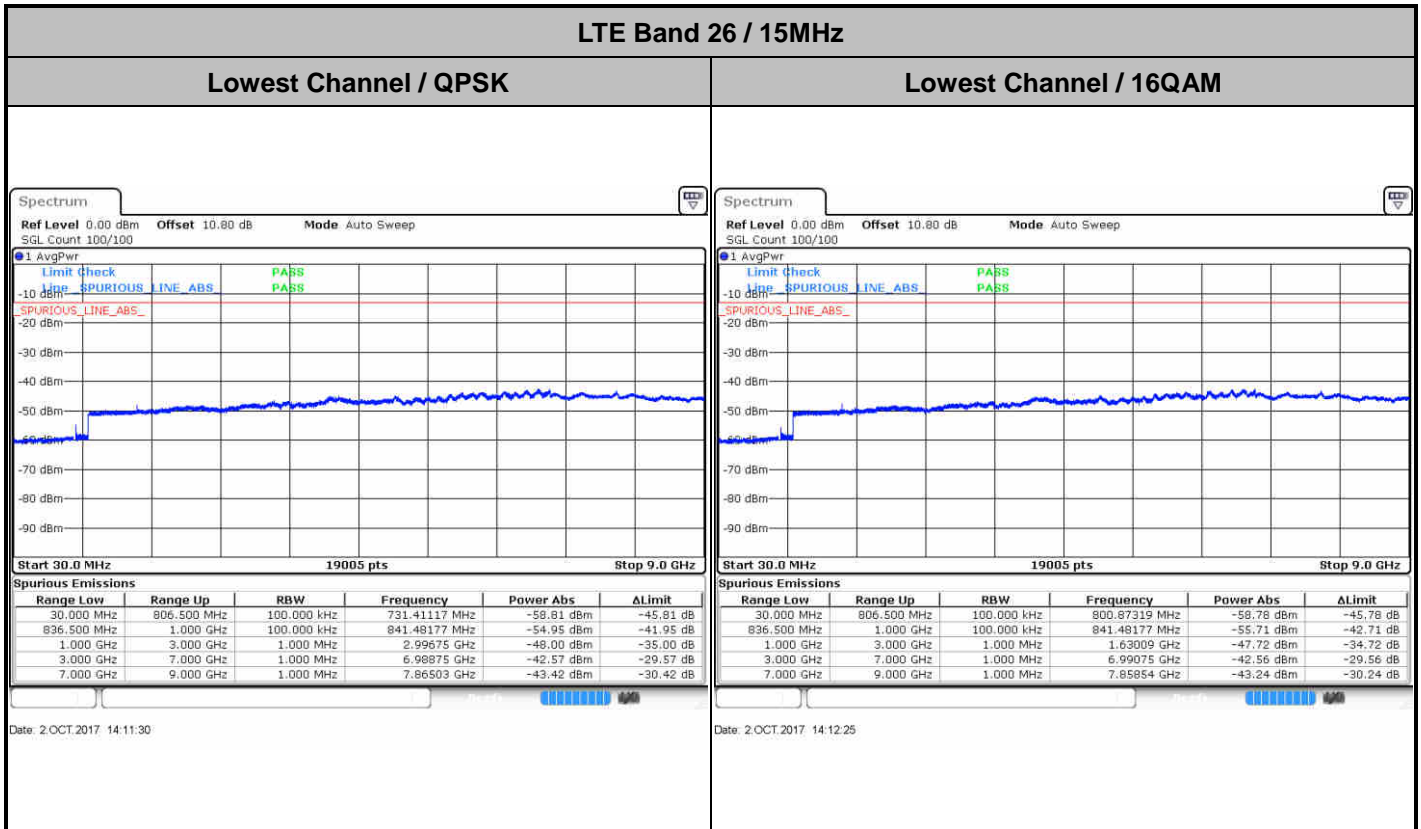


Date: 2.OCT.2017 14:08:59

Middle Channel / 16QAM



Date: 2.OCT.2017 14:09:55

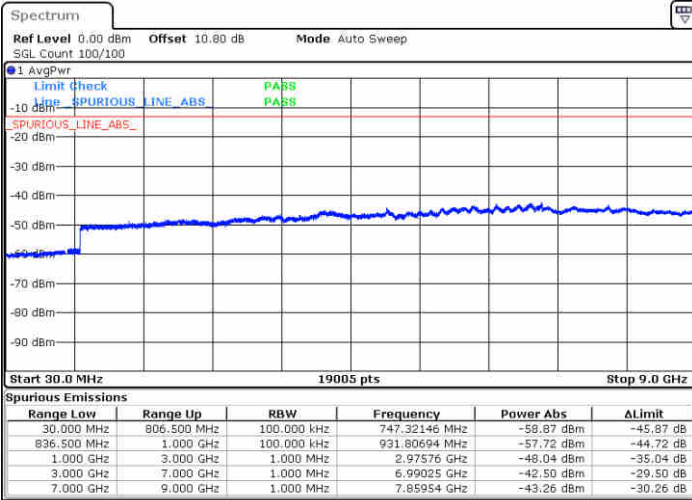




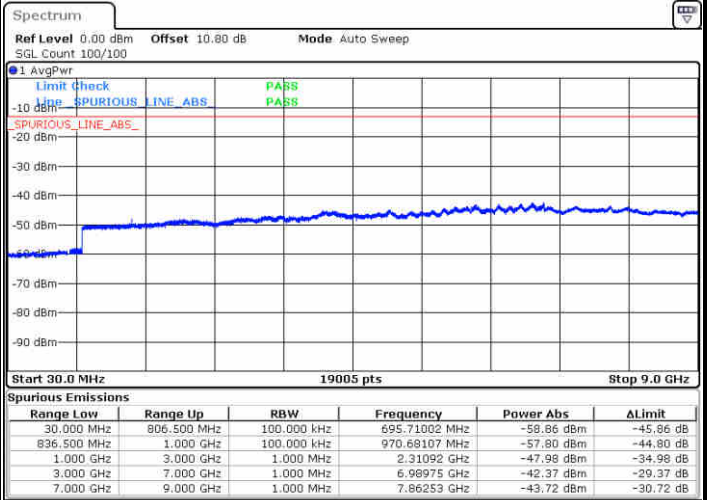
LTE Band 26 / 1.4MHz

Lowest Channel / 64QAM

Middle Channel / 64QAM

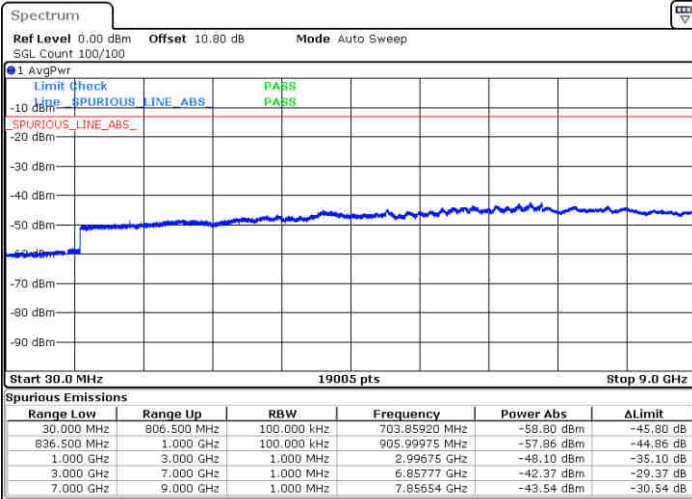


Date: 2.OCT.2017 15:31:36



Date: 2.OCT.2017 15:32:51

Highest Channel / 64QAM



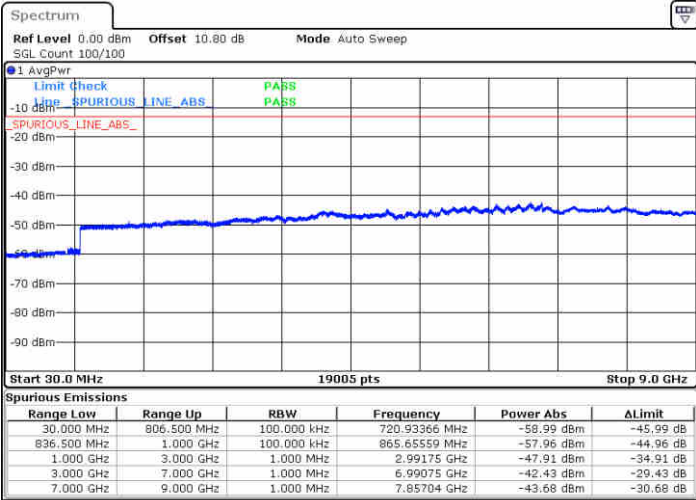
Date: 2.OCT.2017 15:34:07



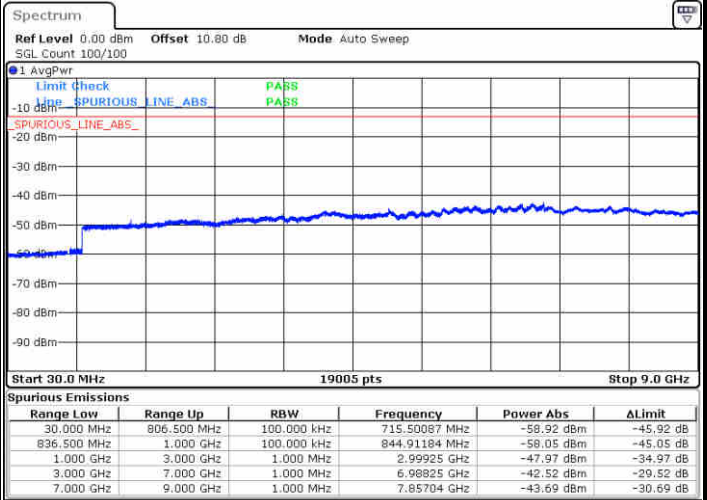
LTE Band 26 / 3MHz

Lowest Channel / 64QAM

Middle Channel / 64QAM

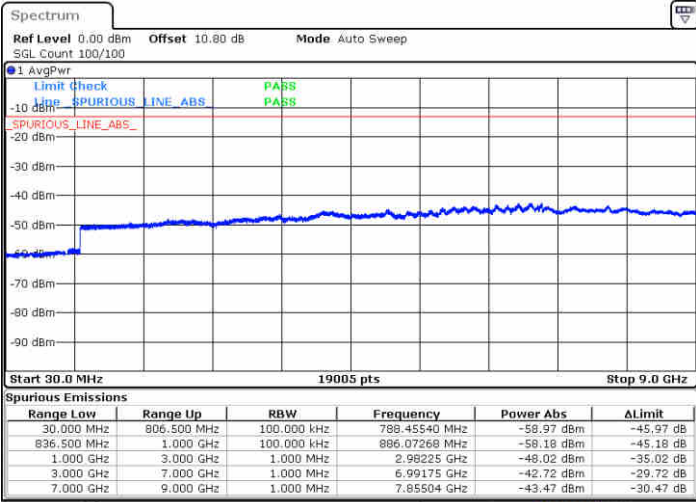


Date: 2.OCT.2017 15:19:45



Date: 2.OCT.2017 15:21:00

Highest Channel / 64QAM



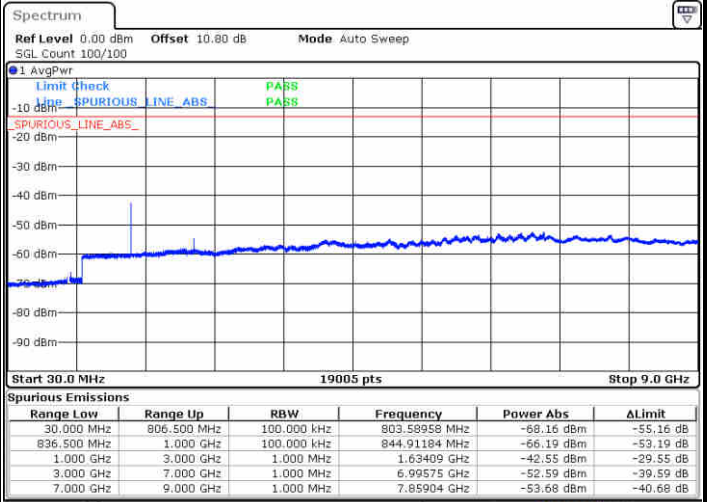
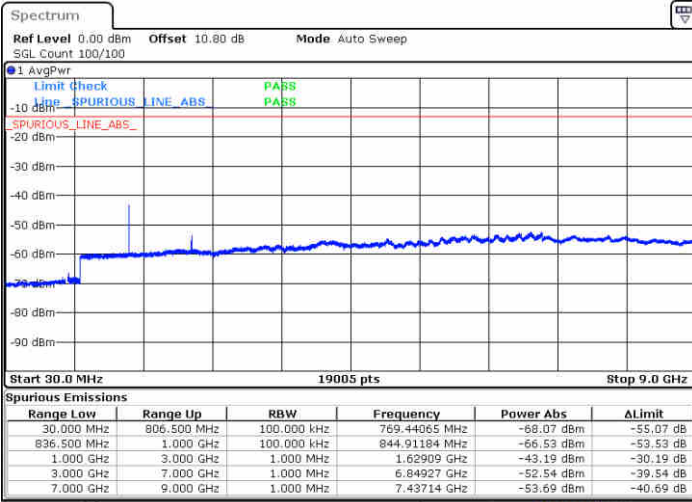
Date: 2.OCT.2017 15:22:15



LTE Band 26 / 5MHz

Lowest Channel / 64QAM

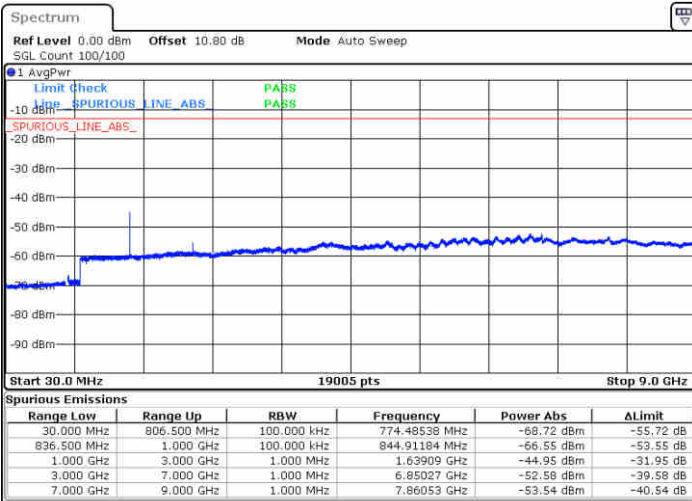
Middle Channel / 64QAM



Date: 2.OCT.2017 15:23:30

Date: 2.OCT.2017 15:24:45

Highest Channel / 64QAM

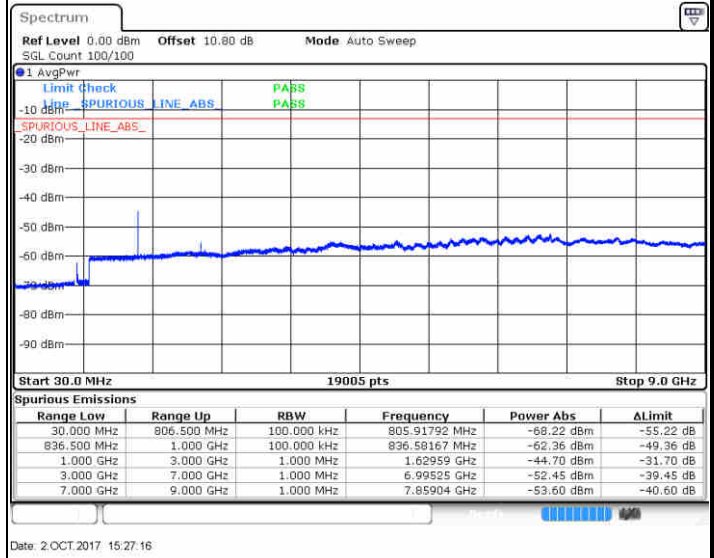


Date: 2.OCT.2017 15:28:01



LTE Band 26 / 10MHz

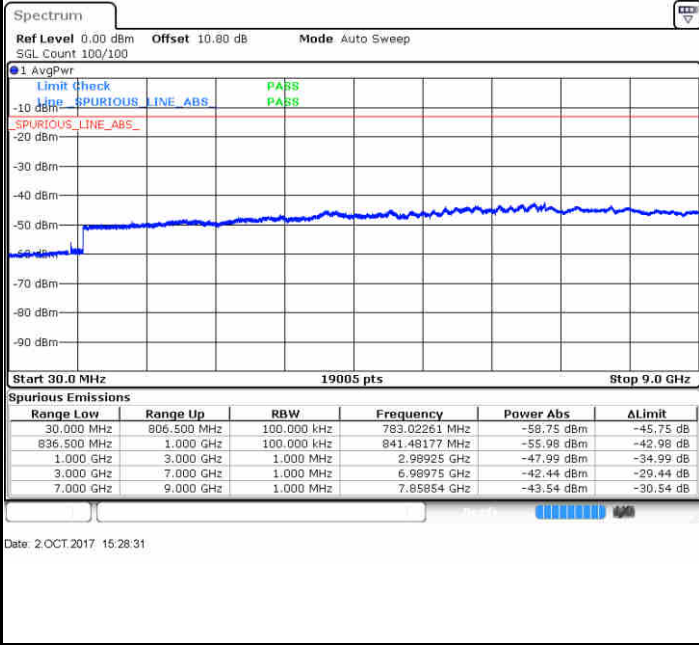
Middle Channel / 64QAM





LTE Band 26 / 15MHz

Lowest Channel / 64QAM





Frequency Stability

Test Conditions		LTE Band 26 (QPSK) / Middle Channel	Limit
Temperature (°C)	Voltage (Volt)	BW 10MHz	Note 2.
		Deviation (ppm)	Result
50	Normal Voltage	0.0031	PASS
40	Normal Voltage	0.0011	
30	Normal Voltage	0.0001	
20(Ref.)	Normal Voltage	0.0000	
10	Normal Voltage	0.0011	
0	Normal Voltage	0.0011	
-10	Normal Voltage	0.0045	
-20	Normal Voltage	0.0012	
-30	Normal Voltage	0.0004	
20	Maximum Voltage	0.0022	
20	Normal Voltage	0.0000	
20	Battery End Point	0.0009	

Note:

1. Normal Voltage =3.3 V. ; Battery End Point (BEP) =3.135 V. ; Maximum Voltage =4.4 V.
2. Note: The frequency fundamental emissions stay within the authorized frequency block.



Test Conditions		LTE Band 26 (QPSK) / Low Channel	Limit
Temperature (°C)	Voltage (Volt)	BW 15MHz	Note 2.
		Deviation (ppm)	Result
50	Normal Voltage	0.0046	PASS
40	Normal Voltage	0.0051	
30	Normal Voltage	0.0073	
20(Ref.)	Normal Voltage	0.0000	
10	Normal Voltage	0.0004	
0	Normal Voltage	0.0029	
-10	Normal Voltage	0.0002	
-20	Normal Voltage	0.0009	
-30	Normal Voltage	0.0016	
20	Maximum Voltage	0.0052	
20	Normal Voltage	0.0000	
20	Battery End Point	0.0029	

Note:

1. Normal Voltage =3.3 V. ; Battery End Point (BEP) =3.135 V. ; Maximum Voltage =4.4 V.
2. Note: The frequency fundamental emissions stay within the authorized frequency block.



Appendix B. Test Results of Radiated Test



Radiated Spurious Emission



LTE Band 26(Part 90S)

LTE Band 26 / 1.4MHz / QPSK									
Channel	Frequency (MHz)	EIRP (dBm)	Limit (dBm)	Over Limit (dB)	SPA Reading (dBm)	S.G. Power (dBm)	TX Cable loss (dB)	TX Antenna Gain (dBi)	Polarization (H/V)
Lowest	1628	-70.30	-13	-57.30	-57.27	-72.12	0.97	4.94	H
	2442	-64.94	-13	-51.94	-57.37	-66.74	1.27	5.23	H
	3256	-62.17	-13	-49.17	-56.84	-65.42	1.53	6.93	H
	1628	-70.66	-13	-57.66	-58.14	-72.48	0.97	4.94	V
	2442	-64.46	-13	-51.46	-57.32	-66.26	1.27	5.23	V
	3256	-62.94	-13	-49.94	-58.02	-66.19	1.53	6.93	V
Middle	1636	-70.94	-13	-57.94	-57.96	-72.74	0.97	4.92	H
	2454	-64.17	-13	-51.17	-56.69	-66.01	1.28	5.26	H
	3272	-63.21	-13	-50.21	-57.92	-66.52	1.53	7.00	H
	1636	-70.14	-13	-57.14	-57.67	-71.94	0.97	4.92	V
	2454	-62.98	-13	-49.98	-56.01	-64.82	1.28	5.26	V
	3272	-64.44	-13	-51.44	-59.58	-67.75	1.53	7.00	V
Highest	1645	-71.26	-13	-58.26	-58.41	-73.03	0.98	4.89	H
	2467	-67.31	-13	-54.31	-59.84	-69.18	1.28	5.30	H
	3290	-66.55	-13	-53.55	-61.39	-69.94	1.54	7.08	H
	1645	-70.67	-13	-57.67	-58.34	-72.44	0.98	4.89	V
	2467	-64.85	-13	-51.85	-57.87	-66.72	1.28	5.30	V
	3290	-65.84	-13	-52.84	-61.02	-69.23	1.54	7.08	V

Remark: Spurious emissions within 30-1000MHz were found more than 20dB below limit line.



LTE Band 26 / 3MHz / QPSK									
Channel	Frequency (MHz)	ERP (dBm)	Limit (dBm)	Over Limit (dB)	SPA Reading (dBm)	S.G. Power (dBm)	TX Cable loss (dB)	TX Antenna Gain (dBi)	Polarization (H/V)
Lowest	1628	-71.14	-13	-58.14	-58.16	-72.96	0.97	4.94	H
	2442	-65.73	-13	-52.73	-58.19	-67.53	1.27	5.23	H
	3256	-62.96	-13	-49.96	-57.67	-66.21	1.53	6.93	H
									H
									H
									H
									H
	1628	-70.77	-13	-57.77	-58.25	-72.59	0.97	4.94	V
	2442	-64.46	-13	-51.46	-57.32	-66.26	1.27	5.23	V
	3256	-63.37	-13	-50.37	-58.47	-66.62	1.53	6.93	V
									V
									V
									V
									V
Middle	1636	-71.08	-13	-58.08	-58.13	-72.88	0.97	4.92	H
	2456	-67.54	-13	-54.54	-60.07	-69.38	1.28	5.27	H
	3272	-63.56	-13	-50.56	-58.28	-66.87	1.53	7.00	H
									H
									H
									H
									H
	1636	-70.47	-13	-57.47	-57.99	-72.27	0.97	4.92	V
	2456	-66.53	-13	-53.53	-59.53	-68.37	1.28	5.27	V
	3272	-63.57	-13	-50.57	-58.65	-66.88	1.53	7.00	V
									V
									V
									V
									V
								V	



Highest	1642	-71.06	-13	-58.06	-58.25	-72.84	0.98	4.90	H
	2463	-67.47	-13	-54.47	-60.01	-69.33	1.28	5.29	H
	3284	-65.86	-13	-52.86	-60.62	-69.22	1.54	7.05	H
									H
									H
									H
									H
	1642	-70.13	-13	-57.13	-57.76	-71.91	0.98	4.90	V
	2463	-64.87	-13	-51.87	-57.84	-66.73	1.28	5.29	V
	3284	-65.89	-13	-52.89	-60.99	-69.25	1.54	7.05	V
									V
									V
									V
									V

Remark: Spurious emissions within 30-1000MHz were found more than 20dB below limit line.



LTE Band 26 / 5MHz / QPSK									
Channel	Frequency (MHz)	ERP (dBm)	Limit (dBm)	Over Limit (dB)	SPA Reading (dBm)	S.G. Power (dBm)	TX Cable loss (dB)	TX Antenna Gain (dBi)	Polarization (H/V)
Lowest	1628	-71.16	-13	-58.16	-58.22	-72.98	0.97	4.94	H
	2448	-61.97	-13	-48.97	-54.47	-63.79	1.27	5.24	H
	3256	-62.77	-13	-49.77	-57.42	-66.02	1.53	6.93	H
									H
									H
									H
									H
	1628	-70.54	-13	-57.54	-58.08	-72.36	0.97	4.94	V
	2448	-66.46	-13	-53.46	-59.32	-68.28	1.27	5.24	V
	3256	-63.78	-13	-50.78	-58.85	-67.03	1.53	6.93	V
									V
									V
									V
									V
Middle	1632	-70.54	-13	-57.54	-57.58	-72.35	0.97	4.93	H
	2448	-67.66	-13	-54.66	-60.17	-69.48	1.27	5.24	H
	3264	-63.29	-13	-50.29	-58.01	-66.57	1.53	6.96	H
									H
									H
									H
									H
	1632	-67.06	-13	-54.06	-54.59	-68.87	0.97	4.93	V
	2448	-67.24	-13	-54.24	-60.16	-69.06	1.27	5.24	V
	3264	-64.18	-13	-51.18	-59.27	-67.46	1.53	6.96	V
									V
									V
									V
									V
								V	



Highest	1640	-70.97	-13	-57.97	-58.18	-72.75	0.97	4.91	H
	2456	-66.74	-13	-53.74	-59.25	-68.58	1.28	5.27	H
	3280	-64.46	-13	-51.46	-59.23	-67.81	1.54	7.03	H
									H
									H
									H
									H
	1640	-67.43	-13	-54.43	-55.07	-69.21	0.97	4.91	V
	2456	-66.85	-13	-53.85	-59.8	-68.69	1.28	5.27	V
	3280	-65.59	-13	-52.59	-60.71	-68.94	1.54	7.03	V
									V
									V
									V
									V

Remark: Spurious emissions within 30-1000MHz were found more than 20dB below limit line.



LTE Band 26 / 10MHz / QPSK									
Channel	Frequency (MHz)	ERP (dBm)	Limit (dBm)	Over Limit (dB)	SPA Reading (dBm)	S.G. Power (dBm)	TX Cable loss (dB)	TX Antenna Gain (dBi)	Polarization (H/V)
Middle	1632	-71.21	-13	-58.21	-58.36	-73.02	0.97	4.93	H
	2448	-67.19	-13	-54.19	-59.78	-69.01	1.27	5.24	H
	3256	-63.78	-13	-50.78	-58.55	-67.03	1.53	6.93	H
									H
									H
									H
									H
	1632	-62.92	-13	-49.92	-51.5	-64.73	0.97	4.93	V
	2448	-59.11	-13	-46.11	-52.05	-60.93	1.27	5.24	V
	3256	-65.91	-13	-52.91	-61.07	-69.16	1.53	6.93	V
									V
									V
									V
									V

Remark: Spurious emissions within 30-1000MHz were found more than 20dB below limit line.



LTE Band 26 / 15MHz / QPSK									
Channel	Frequency (MHz)	ERP (dBm)	Limit (dBm)	Over Limit (dB)	SPA Reading (dBm)	S.G. Power (dBm)	TX Cable loss (dB)	TX Antenna Gain (dBi)	Polarization (H/V)
Lowest	1628	-71.17	-13	-58.17	-58.19	-72.99	0.97	4.94	H
	2442	-64.42	-13	-51.42	-56.9	-66.22	1.27	5.23	H
	3256	-63.21	-13	-50.21	-57.86	-66.46	1.53	6.93	H
									H
									H
									H
									H
	1628	-70.66	-13	-57.66	-58.16	-72.48	0.97	4.94	V
	2442	-59.99	-13	-46.99	-52.93	-61.79	1.27	5.23	V
	3256	-63.32	-13	-50.32	-58.4	-66.57	1.53	6.93	V
									V
									V
									V
									V

Remark: Spurious emissions within 30-1000MHz were found more than 20dB below limit line.