

Dynamic Frequency Selection (DFS) Test Report

Product Name : Handheld Terminal
Brand Name : KEYENCE
Model No. : DX-W600
FCC ID : RF41539G

Applicant : Keyence Corporation
Address : 1-3-14 Higashinakajima, Higashiyodagawa-ku
Osaka 533-8555 Japan

Date of Receipt : May 23, 2022
Issued Date : Jul. 21, 2022
Report No. : 2250673R-RFUSDFSV01-A
Report Version : V1.0



The test results relate only to the samples tested.

The test results shown in the test report are traceable to the national/international standard through the calibration of the equipment and evaluated measurement uncertainty herein.

This report must not be used to claim product endorsement by TAF or any agency of the government.

Measurement uncertainties evaluated for each testing system and associated connections are given here to provide the system information for reference. Compliance determinations do not take into account measurement uncertainties for each testing system, but are based on the results of the compliance measurement.

The test report shall not be reproduced except in full without the written approval of DEKRA Testing and Certification Co., Ltd.



Product Name : Handheld Terminal
Applicant : Keyence Corporation
Address : 1-3-14 Higashinakajima, Higashiyodagawa-ku Osaka 533-8555
Japan
Manufacturer : KEYENCE CORPORATION
Address : 1-3-14 Higashinakajima, Higashiyodagawa-ku Osaka 533-8555
Japan
Brand Name : KEYENCE
Model No. : DX-W600
FCC ID : RF41539G
EUT Voltage : DC 5V (host equipment)
DC 3.8V (li-ion battery)
Testing Voltage : AC 120V/60Hz
Applicable Standard : FCC CFR Title 47 Part 15 Subpart E Section 15.407
ANSI C63.10: 2013
Laboratory Name : DEKRA Testing and Certification Co., Ltd.
Hsin Chu Laboratory
Address : No.372-2, Sec. 4, Zhongxing Rd., Zhudong Township, Hsinchu
County 31061, Taiwan, R.O.C.
Test Result : Complied

Documented By :

Amelia Wu

(Amelia Wu / Project Specialist)

Approved By :

Rueyyan Lin

(Rueyyan Lin / Supervisor)

The test results relate only to the samples tested.

The test report shall not be reproduced except in full without the written approval of DEKRA Testing and Certification Co., Ltd.

Revision History

Version	Description	Issued Date
V1.0	Initial issue of report	Jul. 21, 2022

TABLE OF CONTENTS

Description	Page
1. GENERAL INFORMATION	5
1.1. EUT Description.....	5
1.2. Standard Requirement.....	7
1.3. UNII Device Description.....	7
1.4. Test Facility.....	8
1.5. Test Equipment.....	9
1.6. Measurement Uncertainty.....	9
1.7. Test Setup	10
1.8. DFS Detection Thresholds.....	10
1.9. Radar Test Waveforms	12
1.10. Radar Waveform Calibration.....	16
1.11. Radar Waveform Calibration Result.....	17
1.12. Master Data Traffic Plot Result	23
2. IN-SERVICE MONITORING FOR CHANNEL MOVE TIME AND CHANNEL CLOSING TRANSMISSION TIME AND NON-OCCUPANCY PERIOD	27
2.1. Test Procedure	27
2.2. Test Requirement	27
2.3. Uncertainty.....	27
2.4. Test Result of Channel Move Time and Channel Closing Transmission Time and Non-Occupancy Period.....	28
3. STATISTICAL PERFORMANCE CHECK	36
3.1. Test Procedure	36
3.2. Test Requirement	36
3.3. Test Result of Statistical Performance Check.....	38
APPENDIX A.....	74
<input type="checkbox"/> Test Setup Photograph	74

1. General Information

1.1. EUT Description

Product Name	Handheld Terminal	
Brand Name	KEYENCE	
Model No.	DX-W600	
DFS Frequency Range / Number of DFS Channels	IEEE 802.11a / IEEE 802.11n (20 MHz) / IEEE 802.11ac (20 MHz)	5260~5320MHz / 4 Channels 5500~5700MHz / 11 Channels
	IEEE 802.11n (40 MHz) / IEEE 802.11ac (40 MHz) /	5270~5310MHz / 2 Channels 5510~5670MHz / 5 Channels
	IEEE 802.11ac (80 MHz)	5290MHz / 1 Channel 5530~5610MHz / 2 Channel
Type of Modulation	IEEE 802.11a/n/ac	OFDM
Data Rate	IEEE 802.11a	6, 9, 12, 18, 24, 36, 48, 54Mbps
	IEEE 802.11n	Support a subset of the combination of GI, MCS 0~MCS 15 and bandwidth defined in 802.11n
	IEEE 802.11ac	Support a subset of the combination of GI, MCS 0~MCS 9 and bandwidth defined in 802.11ac
Channel Control	Auto	
Channel Bandwidth	20/40/80 MHz	
DFS Function	<input type="checkbox"/>	Master
	<input type="checkbox"/>	Client with radar detection
	<input checked="" type="checkbox"/>	Client without radar detection
TPC Function	<input type="checkbox"/>	With TPC Function
	<input checked="" type="checkbox"/>	Without TPC Function
Weather Band (5600~5650MHz)	<input checked="" type="checkbox"/>	With 5600~5650MHz
	<input type="checkbox"/>	Without 5600~5650MHz
Communication Mode	<input checked="" type="checkbox"/>	IP Based Systems
	<input type="checkbox"/>	Frame Based System
	<input type="checkbox"/>	Other System

Accessories Information				
No.	Equipment Name	Brand Name	Model No.	Rating
1	Li-ion Battery	KEYENCE	DX-BQ6	3.8Vdc (23.02Wh), 6060mAh

Antenna Information				
Ant.	Brand Name	Model No.	Type	Antenna Gain (dBi)
0	ARISTOTLE ENTERPRISES INC.	RFA-25-F77-40-42	PIFA	-0.11
1	ARISTOTLE ENTERPRISES INC.	RFA-25-F77-40-42	PIFA	-10.23

For IEEE 802.11a/n/ac Mode: (2TX, 2RX)

Both Ant. 0 and Ant. 1 can be used as transmitting/receiving antennas, and them can transmit/receive signal simultaneously.

Channel List

IEEE 802.11a & IEEE 802.11n/ac (20 MHz)

Working Frequency of Each Channel							
Channel	Frequency	Channel	Frequency	Channel	Frequency	Channel	Frequency
52	5260 MHz	56	5280 MHz	60	5300 MHz	64	5320 MHz
100	5500 MHz	104	5520 MHz	108	5540 MHz	112	5560 MHz
116	5580 MHz	120	5600 MHz	124	5620 MHz	128	5640 MHz
132	5660 MHz	136	5680 MHz	140	5700 MHz	-	-

IEEE 802.11n/ac (40 MHz)

Working Frequency of Each Channel							
Channel	Frequency	Channel	Frequency	Channel	Frequency	Channel	Frequency
54	5270MHz	62	5310 MHz	102	5510 MHz	110	5550 MHz
118	5590MHz	126	5630 MHz	134	5670 MHz	-	-

IEEE 802.11ac (80 MHz)

Working Frequency of Each Channel:							
Channel	Frequency	Channel	Frequency	Channel	Frequency	Channel	Frequency
58	5290 MHz	106	5530 MHz	122	5610 MHz	-	-

Test Mode	Mode 1: Normal Link
-----------	---------------------

Note: The above EUT information is declared by the manufacturer.

1.2. Standard Requirement

FCC Part 15.407:

U-NII devices operating in the 5.25 ~ 5.35 GHz band and the 5.47 ~ 5.725 GHz band shall employ a TPC mechanism. The U-NII device is required to have the capability to operate at least 6 dB below the mean EIRP value of 30 dBm. A TPC mechanism is not required for systems with an E.I.R.P. of less than 500mW.

U-NII devices operating in the 5.25 ~ 5.35 GHz and 5.47 ~ 5.725 GHz bands shall employ a DFS radar detection mechanism to detect the presence of radar systems and to avoid co-channel operation with radar systems.

1.3. UNII Device Description

(1) The EUT operates in the following DFS band:

1. 5250 ~ 5350 MHz
2. 5470 ~ 5725 MHz

(2) The U-NII device maximum power is 12.352 dBm (E.I.R.P).

Below are the available 50 ohm antenna assemblies and their corresponding gains. 0dBi gain was used to set the -63 dBm threshold level (-64dBm +1 dB) during calibration of the test setup.

(3) WLAN traffic is generated by the test software "Lan TX RX Test Utility Version 2.0.0.2" from the Slave device to Master device the in the transfer data rate >17%.

(4) For the 5250 ~ 5350 MHz and 5470 ~ 5725 MHz bands, the Master device provides, on aggregate, uniform loading of the spectrum across all devices by selecting an operating channel among the available channels using a random algorithm.

1.4. Test Facility

USA : FCC Registration Number: TW3024
Canada CAB identifier : TW3024

The address and introduction of DEKRA Testing and Certification Co., Ltd. laboratories can be founded in our Web site: <http://www.dekra.com.tw>

If you have any comments, please don't hesitate to contact us. Our test sites as below:

Test Laboratory	DEKRA Testing and Certification Co., Ltd.
Address	1. No.372-2, Sec. 4, Zhongxing Rd., Zhudong Township, Hsinchu County 31061, Taiwan, R.O.C. 2. No.372, Sec. 4, Zhongxing Rd., Zhudong Township, Hsinchu County 31061, Taiwan, R.O.C.
Phone number	1. +886-3-582-8001 2. +886-3-582-8001
Fax number	1. +886-3-582-8958 2. +886-3-582-8958
E mail address	info.tw@dekra.com
Website	http://www.dekra.com.tw
Note: Test site number for address 1 includes HC-SR02. Test site number for address 2 includes HC-CB02, HC-CB03, HC-CB04, HC-SR10 and HC-SR12.	

Test Condition	Test Site No.	Test Engineer	Test Environment (°C / %)	Test Date
DFS	HC-SR10	Neil Yeh	22.7 ~ 23.7 / 65 ~ 66	2022/06/27 ~ 2022/06/28

1.5. Test Equipment

HC-SR10

Instrument	Manufacturer	Model No.	Serial No.	Cal. Date	Next Cal. Date
Spectrum Analyzer	Agilent	N9010A	US47140172	2022/05/08	2023/05/07
ESG Vector Signal Generator	Agilent	E4438C	MY45095759	2022/04/06	2023/04/05
MXG Vector Signal Generator	Keysight	N5182B	MY53052548	2022/01/17	2023/01/16
Horn Antenna	Schwarzbeck	BBHA 9120D	639	2022/05/06	2023/05/05
Horn Antenna	Schwarzbeck	BBHA 9120D	01656	2021/09/29	2022/09/28
EXA Signal Analyzer	Keysight	N9010A	MY51440132	2022/01/07	2023/01/06
Spectrum Analyzer	Keysight	N9030B	MY57140404	2022/05/03	2023/05/02
Signal & Spectrum Analyzer	R&S	FSV40	101049	2022/04/25	2023/04/24

Note: All equipment upon which need to calibrated are with calibration period of 1 year.

Instrument	Manufacturer	Type No.	Serial No	FCC ID
Laptop PC	DELL	Vostro A860	CD8BMH1	--
Laptop PC	ASUS	K45VD	0343G3110M	--
Wireless Router	ASUS	ASUS RT-AX88U	JCITHP000040	MSQ-RTAXHP00
ATT (Qty: 3)	Mini-Circuits	BW-S3W2 DC-18GHz	0025	--
RF Cable (Qty: 6)	Schaffner	--	25494/6	--

Software	Manufacturer	Function
Agilent Signal Studio for DFS_V1.0.0	Agilent	Radar Signal Generation Software
Lan TX RX Test Utility Version 2.0.0.2	--	Data Traffic Tool
Device Firmware Version	Realtek	2024.0.10.135

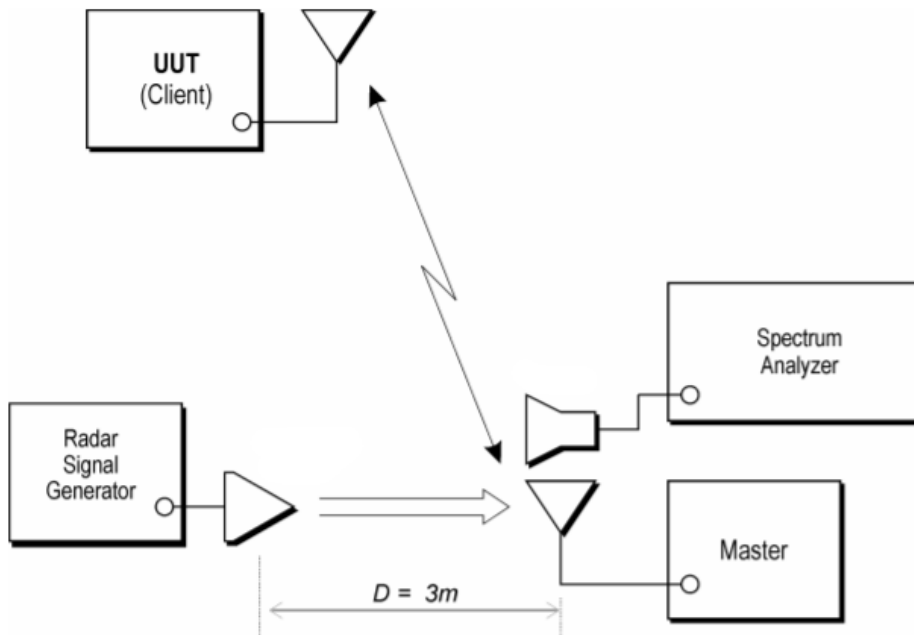
1.6. Measurement Uncertainty

Uncertainties have been calculated according to the DEKRA internal document with the emissions test results be included in the report. The measurement uncertainties given below are based on a 95% confidence level (based on a coverage factor (k=2)).

Test item	Uncertainty
DFS	± 0.74 dB

Note: Determining compliance shall be based on the results of the compliance measurement, not taking into account measurement instrumentation uncertainty.

1.7. Test Setup



1.8. DFS Detection Thresholds

(1) Interference Threshold value, Master or Client incorporating In-Service Monitoring

Maximum Transmit Power	Value (see note)
≥ 200 milliwatt	-64dBm
EIRP < 200 milliwatt and power spectral density < 10 dBm/MHz	-62dBm
EIRP < 200 milliwatt that do not meet the power spectral density requirement	-64dBm
Note 1: This is the level at the input of the receiver assuming a 0 dBi receive antenna Note 2: Throughout these test procedures an additional 1 dB has been added to the amplitude of the test transmission waveforms to account for variations in measurement equipment. This will ensure that the test signal is at or above the detection threshold level to trigger a DFS response. Note3: EIRP is based on the highest antenna gain. For MIMO devices refer to KDB Publication 662911 D01.	

(2) DFS Response requirement values

Parameter	Value
Non-Occupancy Period	Minimum 30 Minutes
Channel Availability Check Time	60 Seconds
Channel Move Time	10 Seconds (See Note 1)
Channel Closing Transmission Time	200 milliseconds + approx. 60 milliseconds over remaining 10 seconds period (See Note 1 and Note 2)
U-NII Detection Bandwidth	Minimum 100% of the 99% power bandwidth (See Note 3)
<p>Note 1: Channel Move Time and the Channel Closing Transmission Time should be performed with Radar Type 0. The measurement timing begins at the end of the Radar Type 0 burst.</p> <p>Note 2: The Channel Closing Transmission Time is comprised of 200 milliseconds starting at the beginning of the Channel Move Time plus any additional intermittent control signals required to facilitate a Channel move (an aggregate of 60 milliseconds) during the remainder of the 10 second period. The aggregate duration of control signals will not count quiet periods in between transmissions.</p> <p>Note 3: During the U-NII Detection Bandwidth detection test, radar type 0 should be used. For each frequency step the minimum percentage of detection is 90 percent. Measurements are performed with no data traffic.</p>	

1.9. Radar Test Waveforms

This section provides the parameters for required test waveforms, minimum percentage of successful detections, and the minimum number of trials that must be used for determining DFS conformance. Step intervals of 0.1 microsecond for Pulse Width, 1 microsecond for PRI, 1 MHz for chirp width and 1 for the number of pulses will be utilized for the random determination of specific test waveforms.

(1) Short Pulse Radar Test Waveforms

Radar Type	Pulse Width (μsec)	PRI (μsec)	Number of Pulses	Minimum Percentage of Successful Detection	Minimum Number of Trials
0	1	1428	18	See Note 1	See Note 1
1	1	Test A: 15 unique PRI values randomly selected from the list of 23 PRI values in Table 5a <hr/> Test B: 15 unique PRI values randomly selected within the range of 518-3066μsec, with a minimum increment of 1μsec, excluding PRI values selected in Test A	$\text{Roundup} = \left\lceil \left(\frac{1}{360} \right) \cdot \left(\frac{19 \cdot 10^6}{\text{PRI}_{\mu\text{sec}}} \right) \right\rceil$	60%	30
2	1-5	150-230	23-29	60%	30
3	6-10	200-500	16-18	60%	30
4	11-20	200-500	12-16	60%	30
Aggregate(Radar Types 1-4)				80%	120
Note 1: Short Pulse Radar Type 0 should be used for the detection bandwidth test, channel move time, and channel closing time tests.					

A minimum of 30 unique waveforms are required for each of the Short Pulse Radar Types 2 through 4. If more than 30 waveforms are used for Short Pulse Radar Types 2 through 4, then each additional waveform must also be unique and not repeated from the previous waveforms. If more than 30 waveforms are used for Short Pulse Radar Type 1, then each additional waveform is generated with Test B and must also be unique and not repeated from the previous waveforms in Tests A or B.

(2) Long Pulse Radar Test Signal

Radar Waveform	Bursts	Number of Pulses Per Burst	Pulse Width (usec)	Chirp Width (MHz)	PRI (usec)	Minimum Percentage of Successful Detection	Minimum Trials
5	8-20	1-3	50-100	5-20	1000-2000	80%	30

The parameters for this waveform are randomly chosen. Thirty unique waveforms are required for the long pulse radar test signal. If more than 30 waveforms are used for the long pulse radar test signal, then each additional waveform must also be unique and not repeated from the previous waveforms.

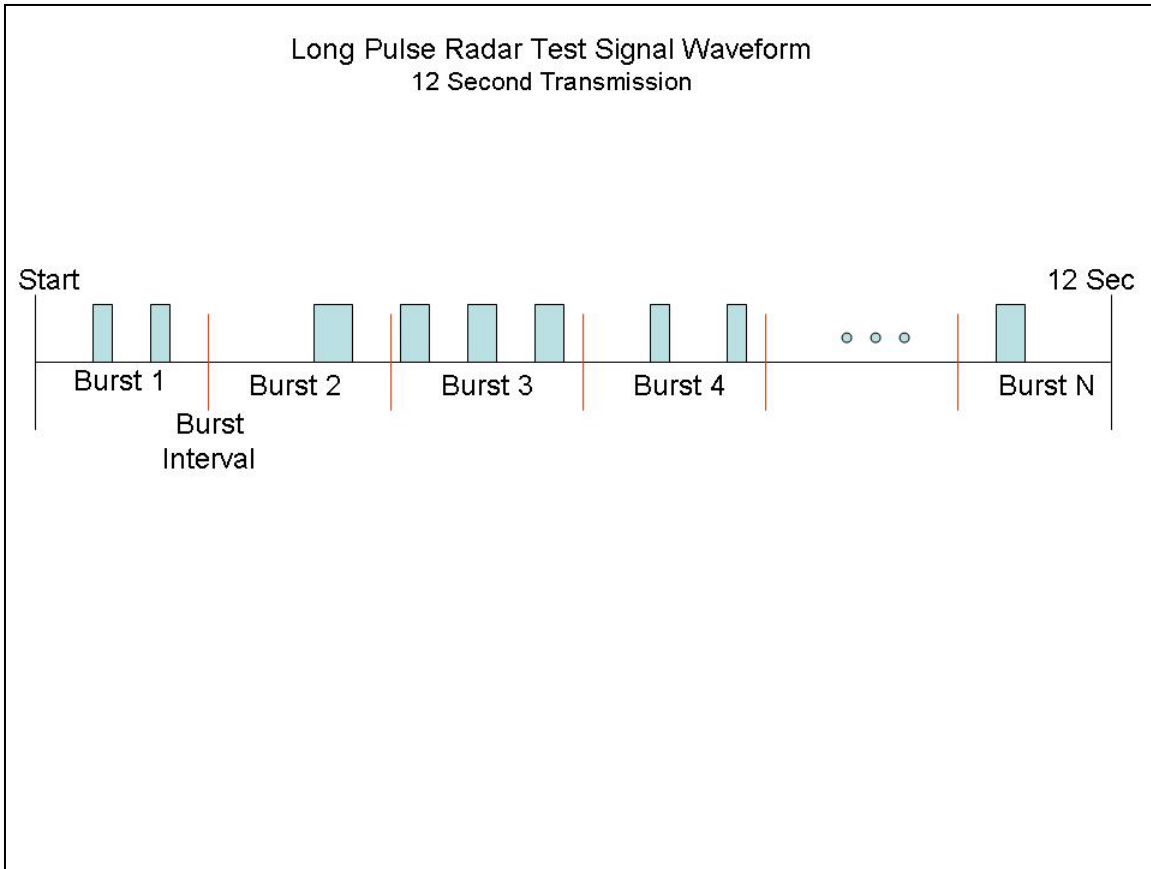
Each waveform is defined as follows:

- 1) The transmission period for the Long Pulse Radar test signal is 12 seconds.
- 2) There are a total of 8 to 20 Bursts in the 12 second period, with the number of Bursts being randomly chosen. This number is Burst_Count.
- 3) Each Burst consists of 1 to 3 pulses, with the number of pulses being randomly chosen. Each Burst within the 12 second sequence may have a different number of pulses.
- 4) The pulse width is between 50 and 100 microseconds, with the pulse width being randomly chosen. Each pulse within a Burst will have the same pulse width. Pulses in different Bursts may have different pulse widths.
- 5) Each pulse has a linear frequency modulated chirp between 5 and 20 MHz, with the chirp width being randomly chosen. Each pulse within a transmission period will have the same chirp width. The chirp is centered on the pulse. For example, with a radar frequency of 5300 MHz and a 20 MHz chirped signal, the chirp starts at 5290 MHz and ends at 5310 MHz.
- 6) If more than one pulse is present in a Burst, the time between the pulses will be between 1000 and 2000 microseconds, with the time being randomly chosen. If three pulses are present in a Burst, the time between the first and second pulses is chosen independently of the time between the second and third pulses.
- 7) The 12 second transmission period is divided into even intervals. The number of intervals is equal to Burst_Count. Each interval is of length $(12,000,000 / \text{Burst_Count})$ microseconds. Each interval contains one Burst. The start time for the Burst, relative to the beginning of the interval, is between 1 and $[(12,000,000 / \text{Burst_Count}) - (\text{Total Burst Length}) + (\text{One Random PRI Interval})]$ microseconds, with the start time being randomly chosen. The step interval for the start time is 1 microsecond. The start time for each Burst is chosen independently.

A representative example of a Long Pulse radar test waveform:

- 1) The total test signal length is 12 seconds.
- 2) 8 Bursts are randomly generated for the Burst_Count.
- 3) Burst 1 has 2 randomly generated pulses.
- 4) The pulse width (for both pulses) is randomly selected to be 75 microseconds.
- 5) The PRI is randomly selected to be at 1213 microseconds.
- 6) Bursts 2 through 8 are generated using steps 3 – 5.
- 7) Each Burst is contained in even intervals of 1,500,000 microseconds. The starting location for Pulse 1, Burst 1 is randomly generated (1 to 1,500,000 minus the total Burst 1 length + 1 random PRI interval) at the 325,001 microsecond step. Bursts 2 through 8 randomly fall in successive 1,500,000 microsecond intervals (i.e. Burst 2 falls in the 1,500,001 – 3,000,000 microsecond range).

Graphical Representation of a Long Pulse radar Test Waveform



(3) Frequency Hopping Radar Test Signal

Radar Waveform	Pulse Width (μsec)	PRI (μsec)	Hopping Sequence Length (msec)	Pulses Per Hop	Hopping Rate (kHz)	Minimum Percentage of Successful Detection	Minimum Trials
6	1	333	300	9	0.333	70%	30

For the Frequency Hopping Radar Type, the same *Burst* parameters are used for each waveform. The hopping sequence is different for each waveform and a 100-length segment is selected from the hopping sequence defined by the following algorithm:

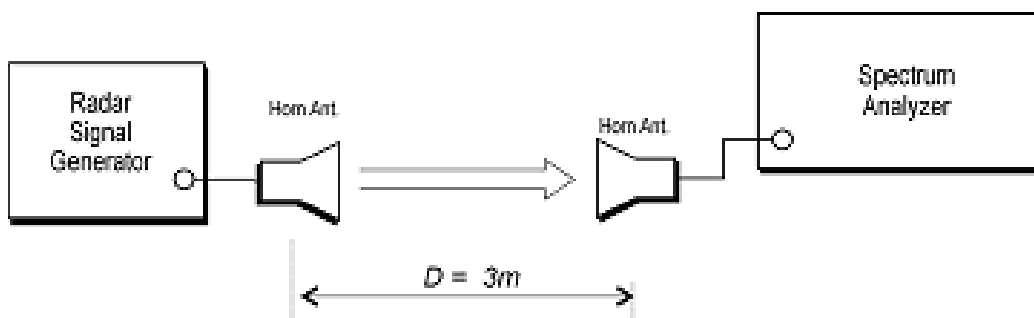
The first frequency in a hopping sequence is selected randomly from the group of 475 integer frequencies from 5250 – 5724 MHz. Next, the frequency that was just chosen is removed from the group and a frequency is randomly selected from the remaining 474 frequencies in the group. This process continues until all 475 frequencies are chosen for the set. For selection of a random frequency, the frequencies remaining within the group are always treated as equally likely.

1.10. Radar Waveform Calibration

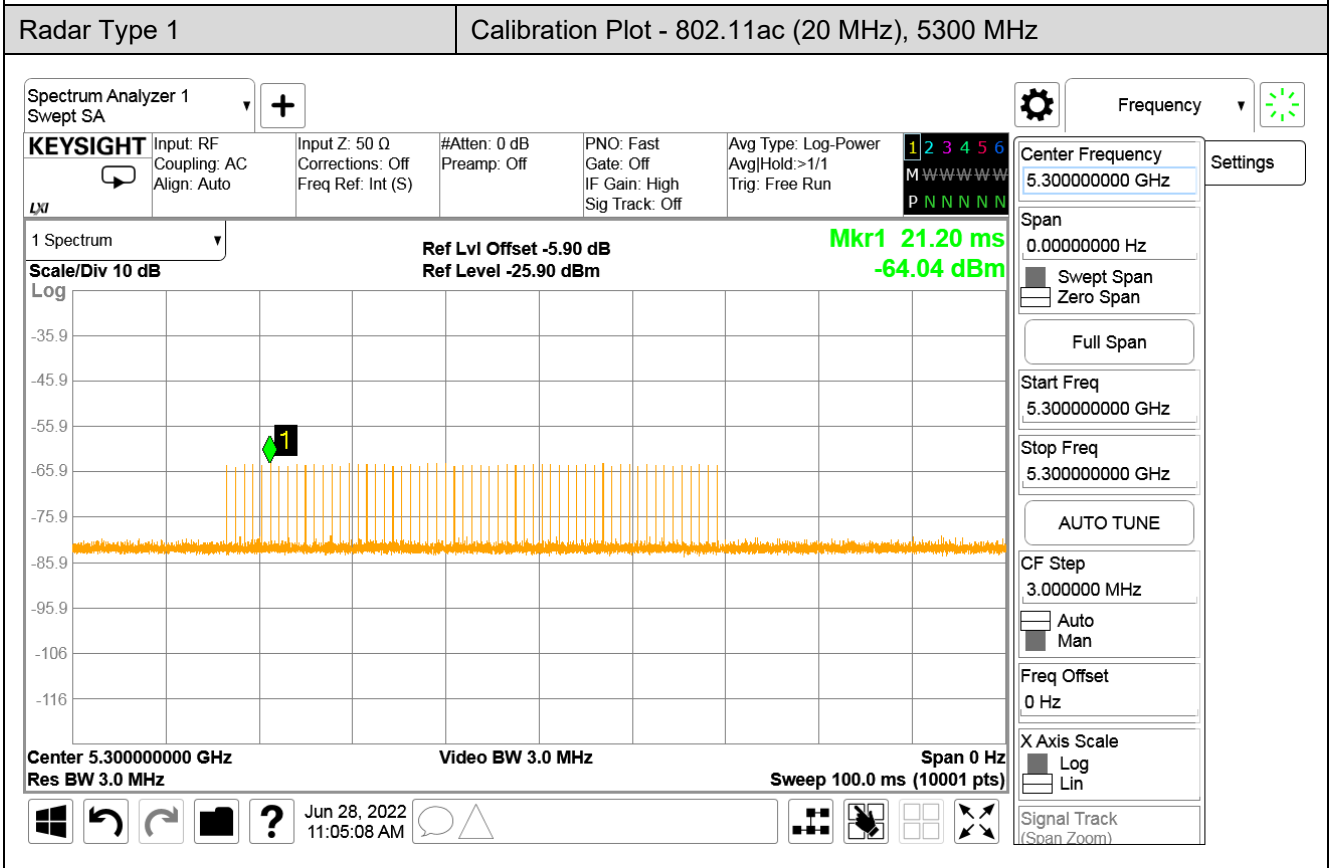
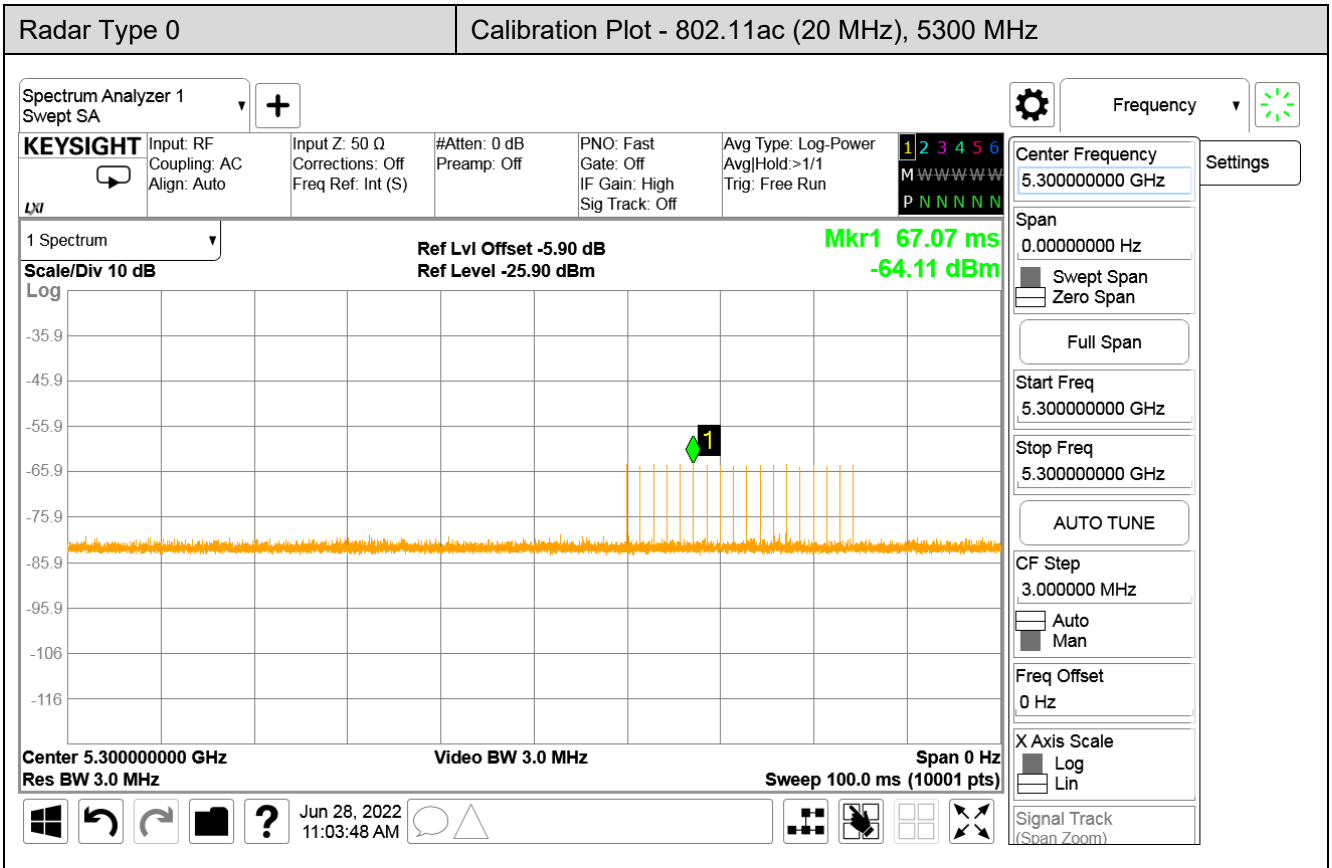
The following equipment setup was used to calibrate the conducted radar waveform. A spectrum analyzer was used to establish the test signal level for each radar type. During this process there were replace 50ohm terminal from master and client device and no transmissions by either the master or client device. The spectrum analyzer was switched to the zero span (time domain) at the frequency of the radar waveform generator. Peak detection was utilized. The spectrum analyzer resolution bandwidth (RBW) and video bandwidth (VBW) were set to 1MHz and 1 MHz.

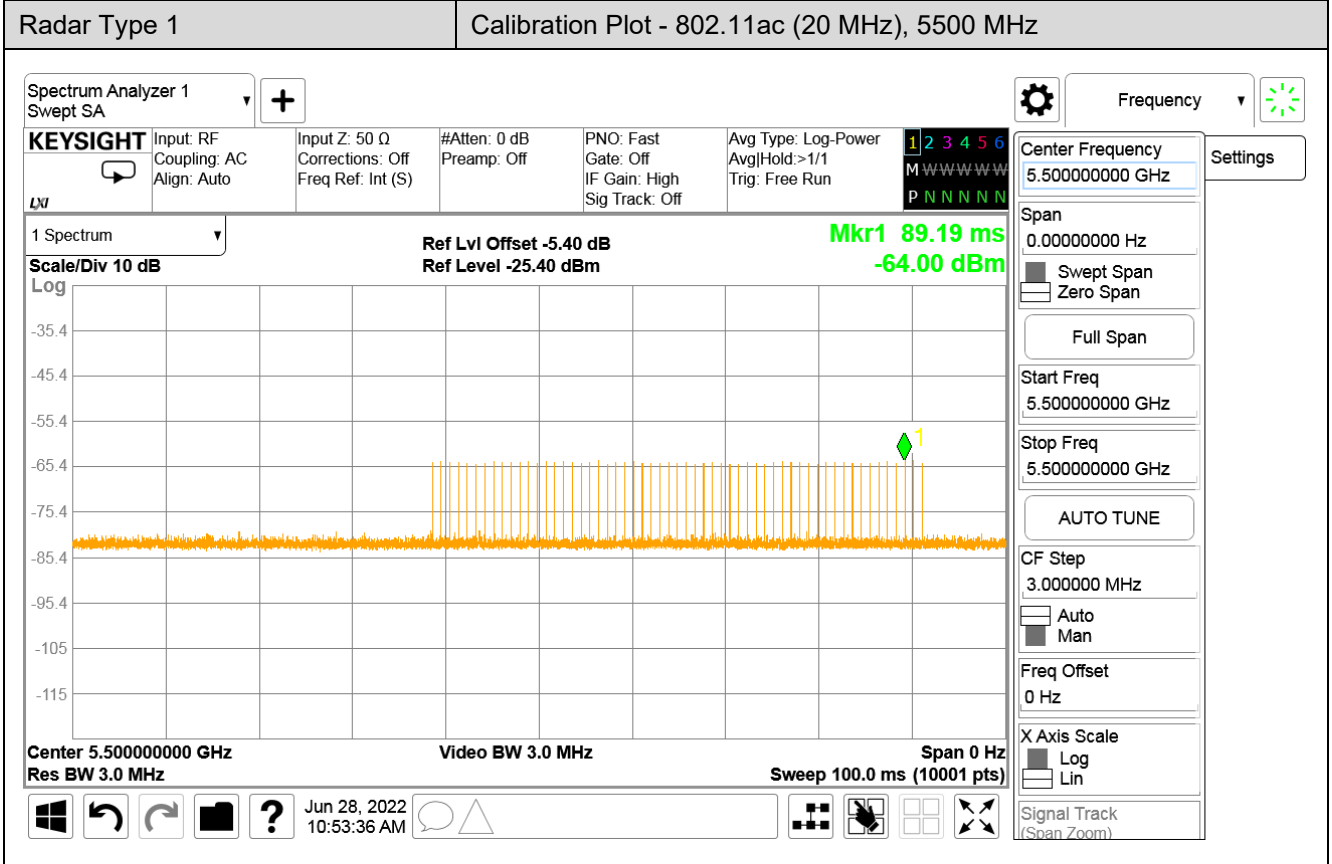
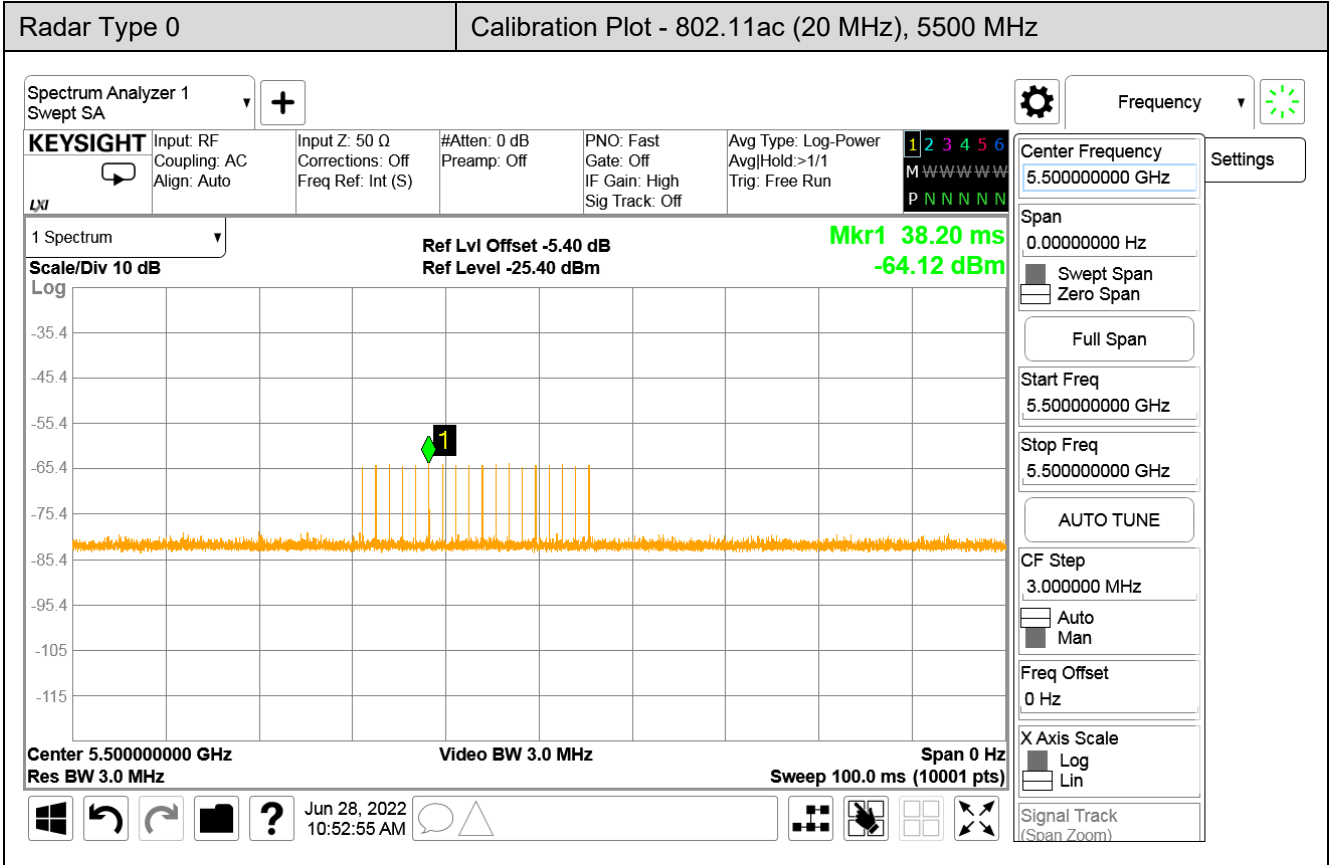
The signal generator amplitude was set so that the power level measured at the spectrum analyzer was -63dBm due to the interference threshold level is not required.

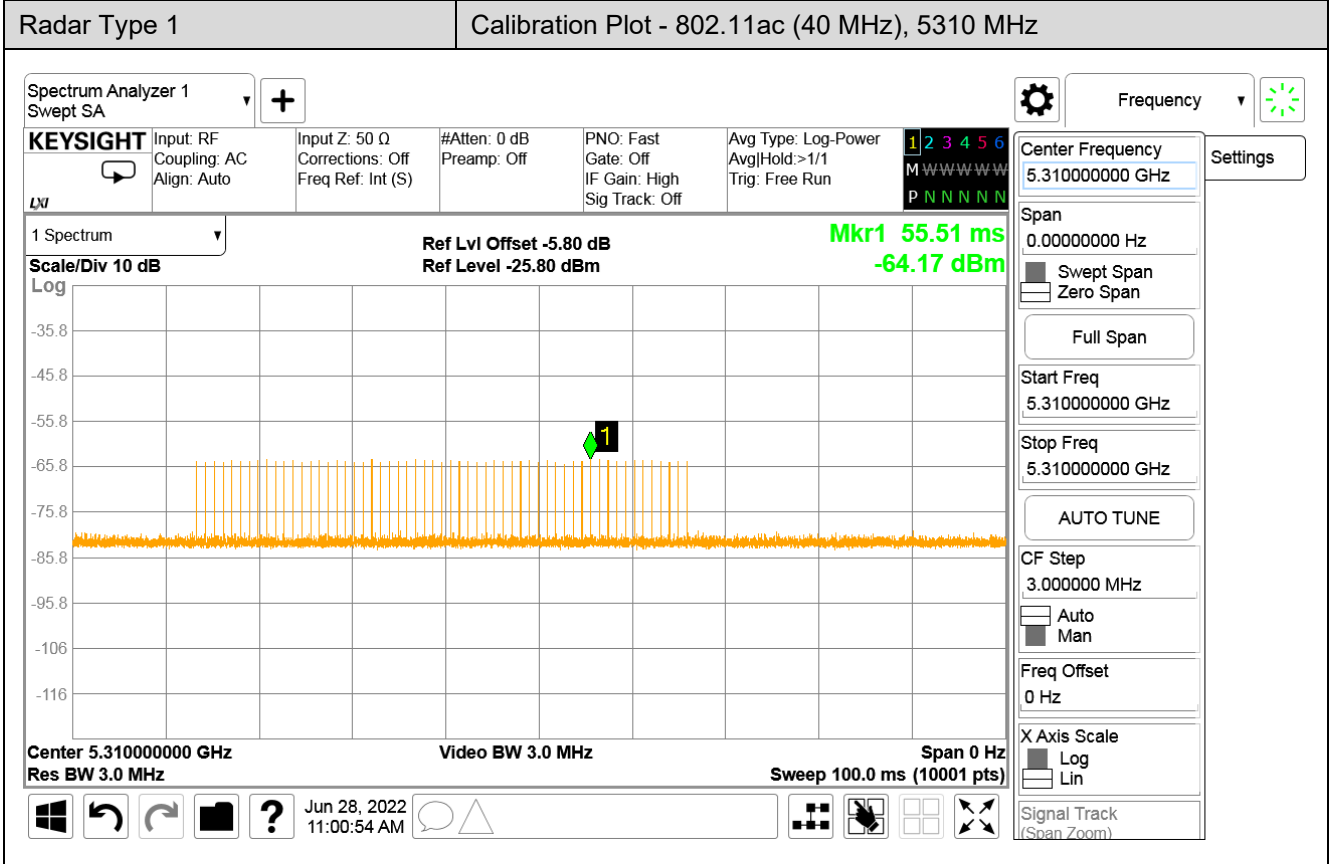
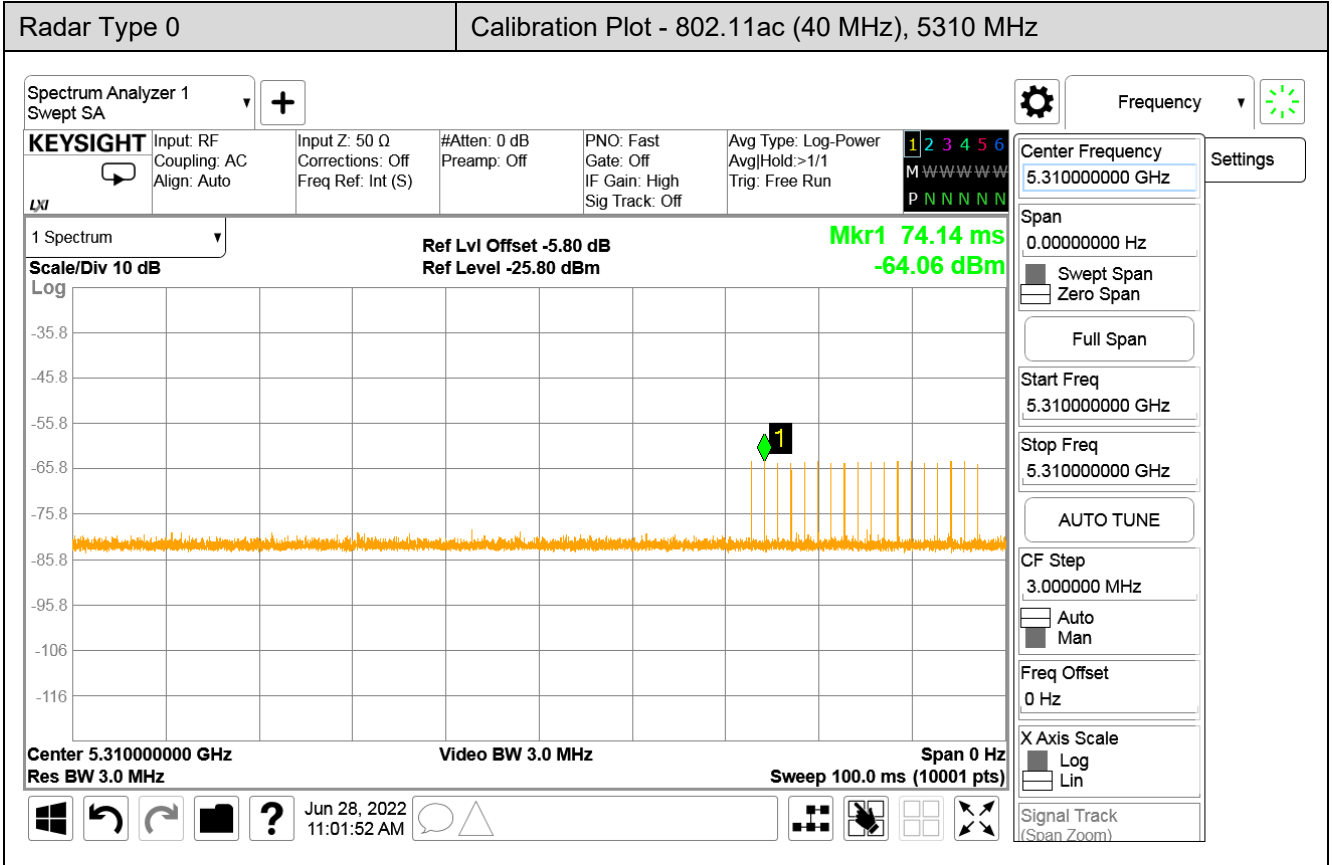
Radiated Calibration Setup

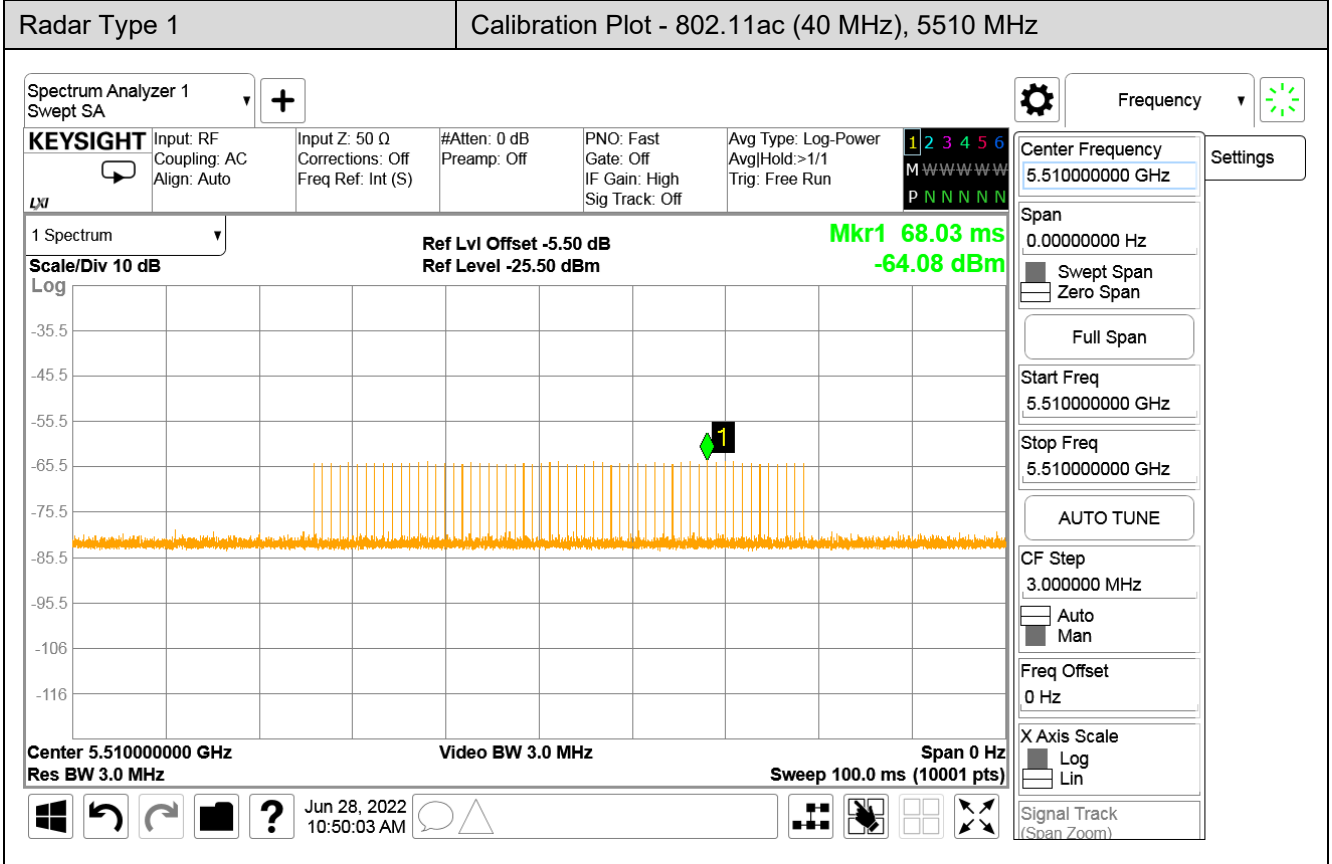
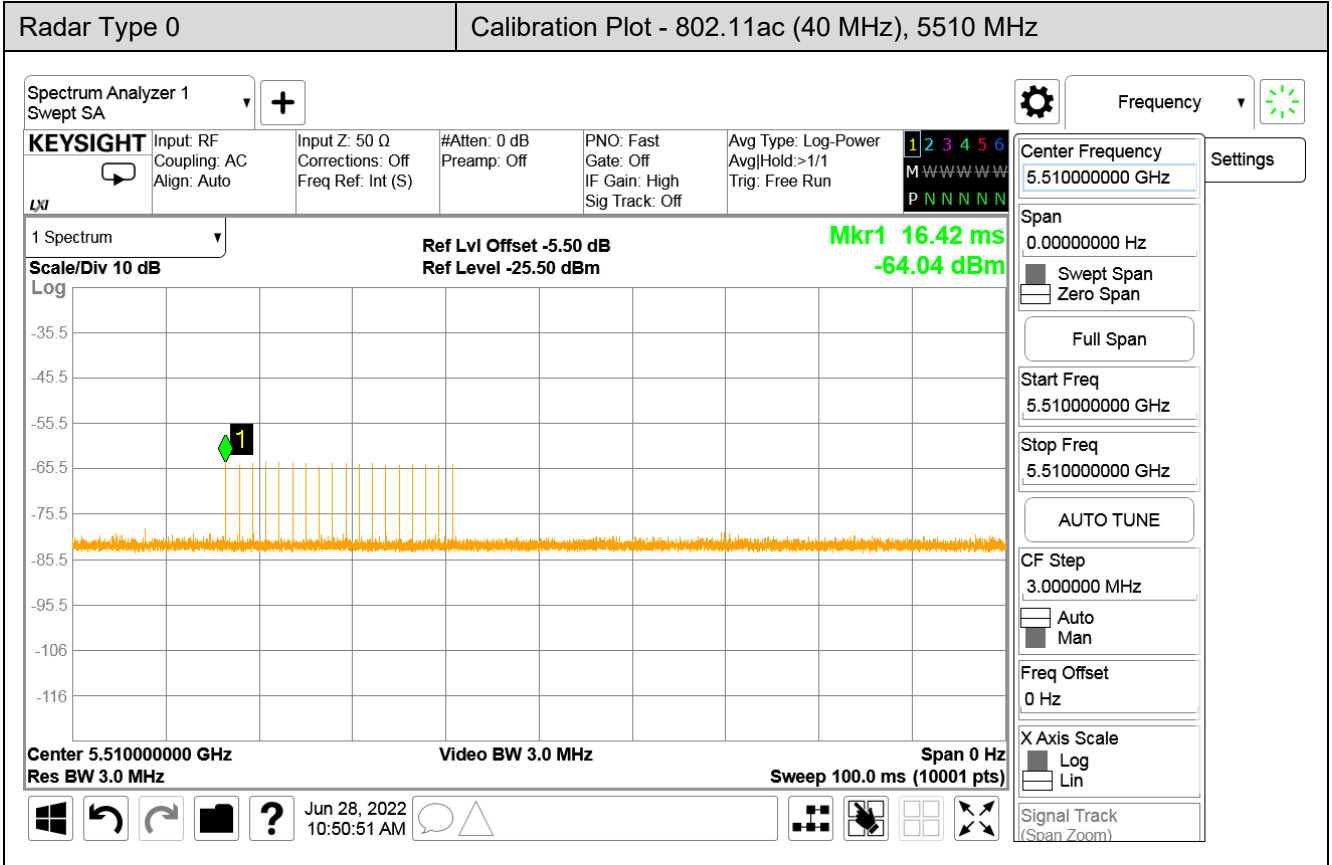


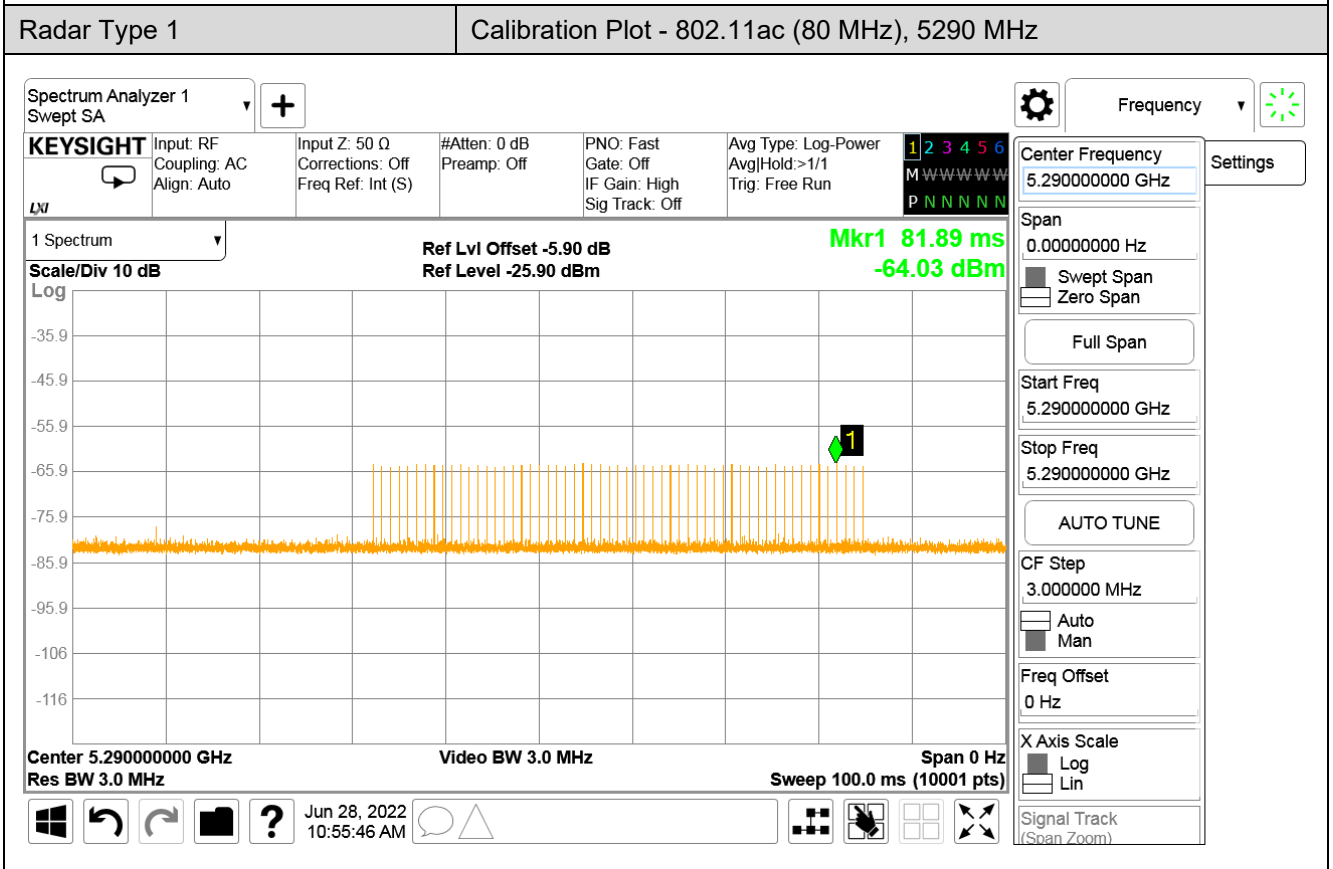
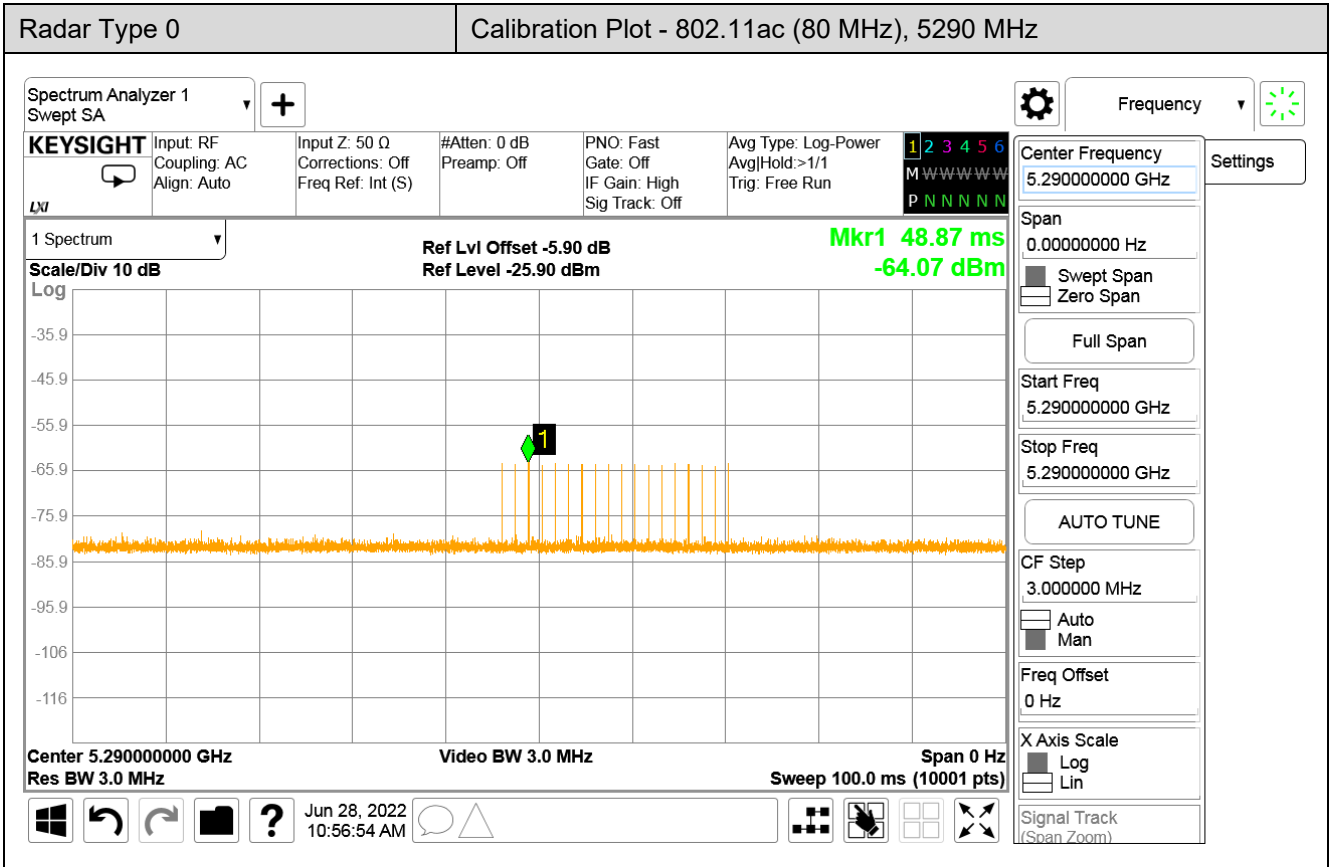
1.11. Radar Waveform Calibration Result

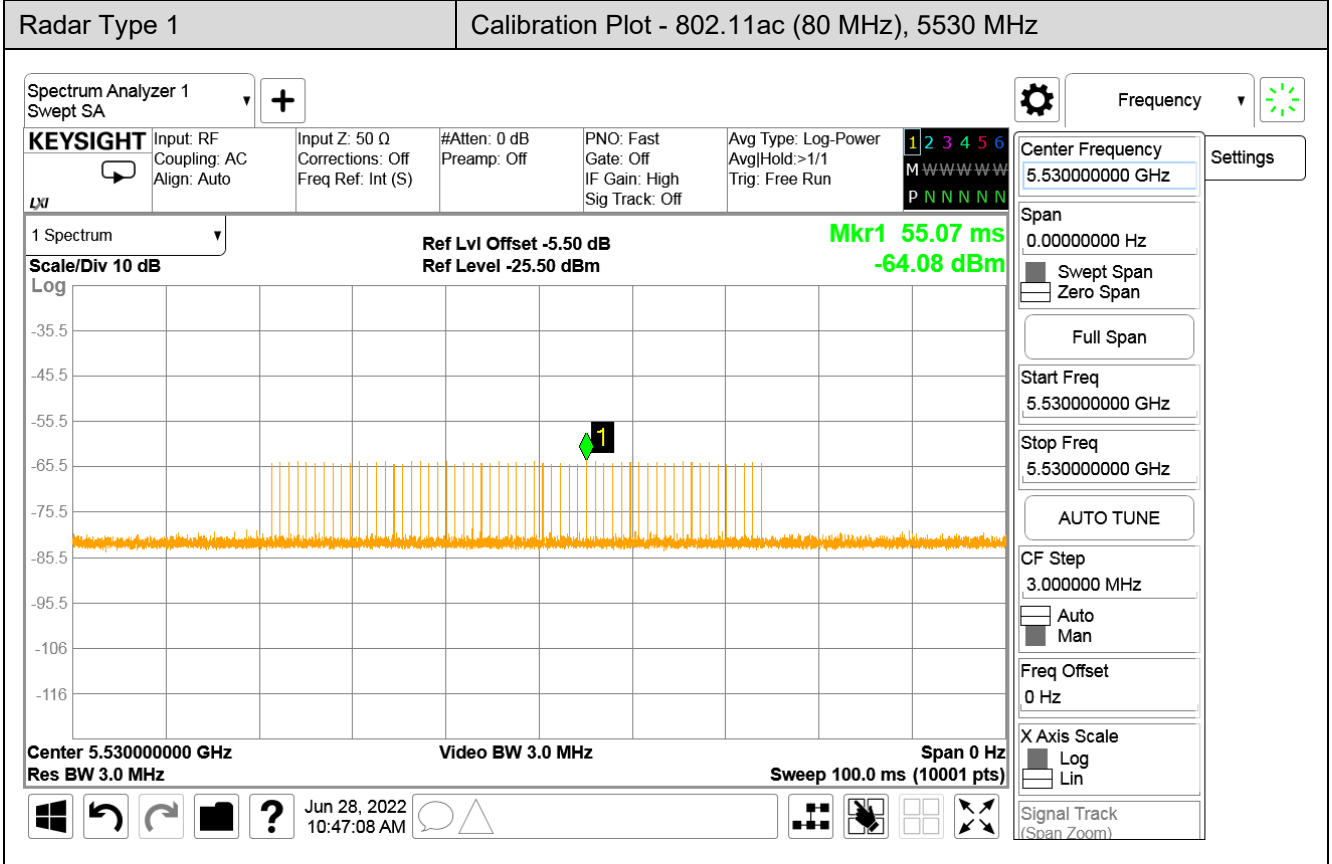
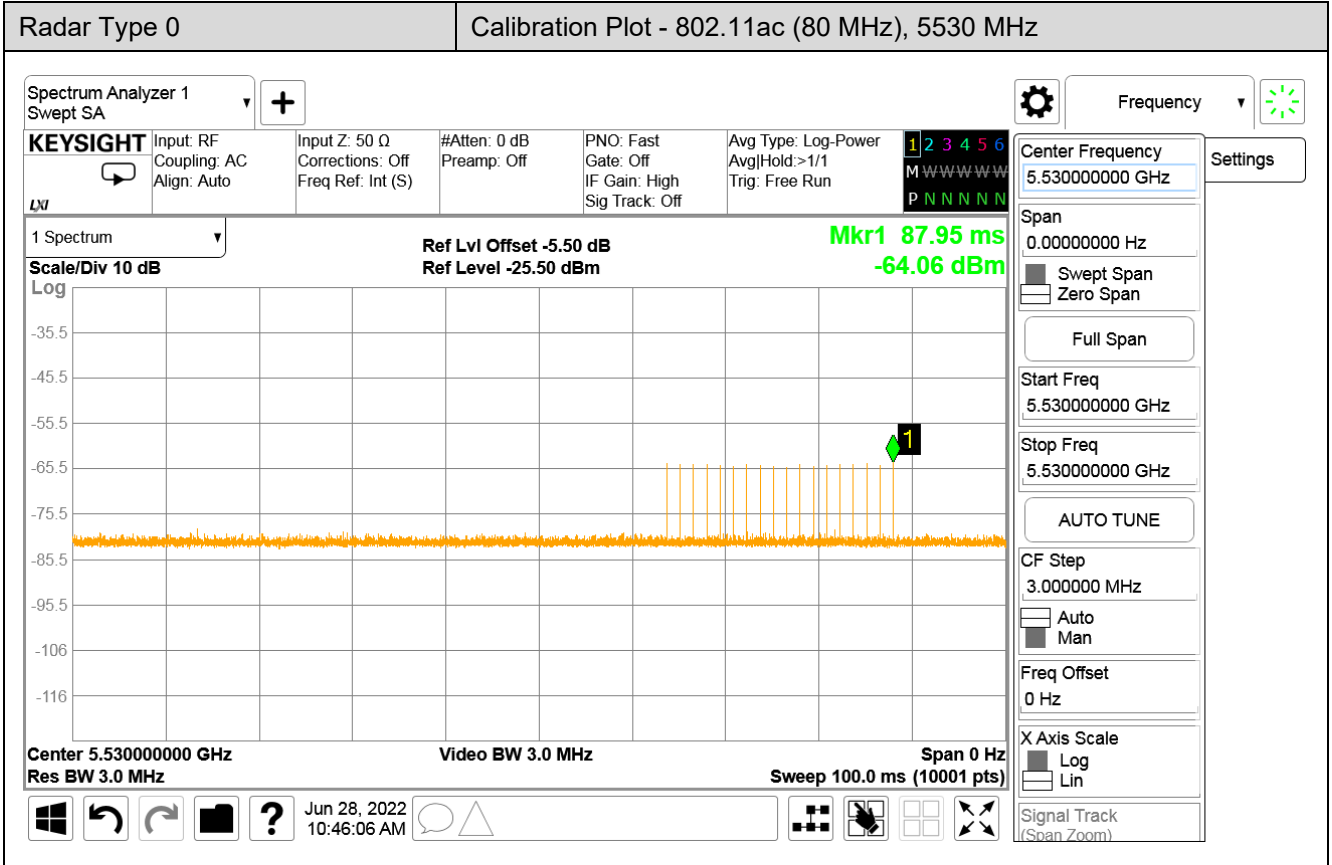






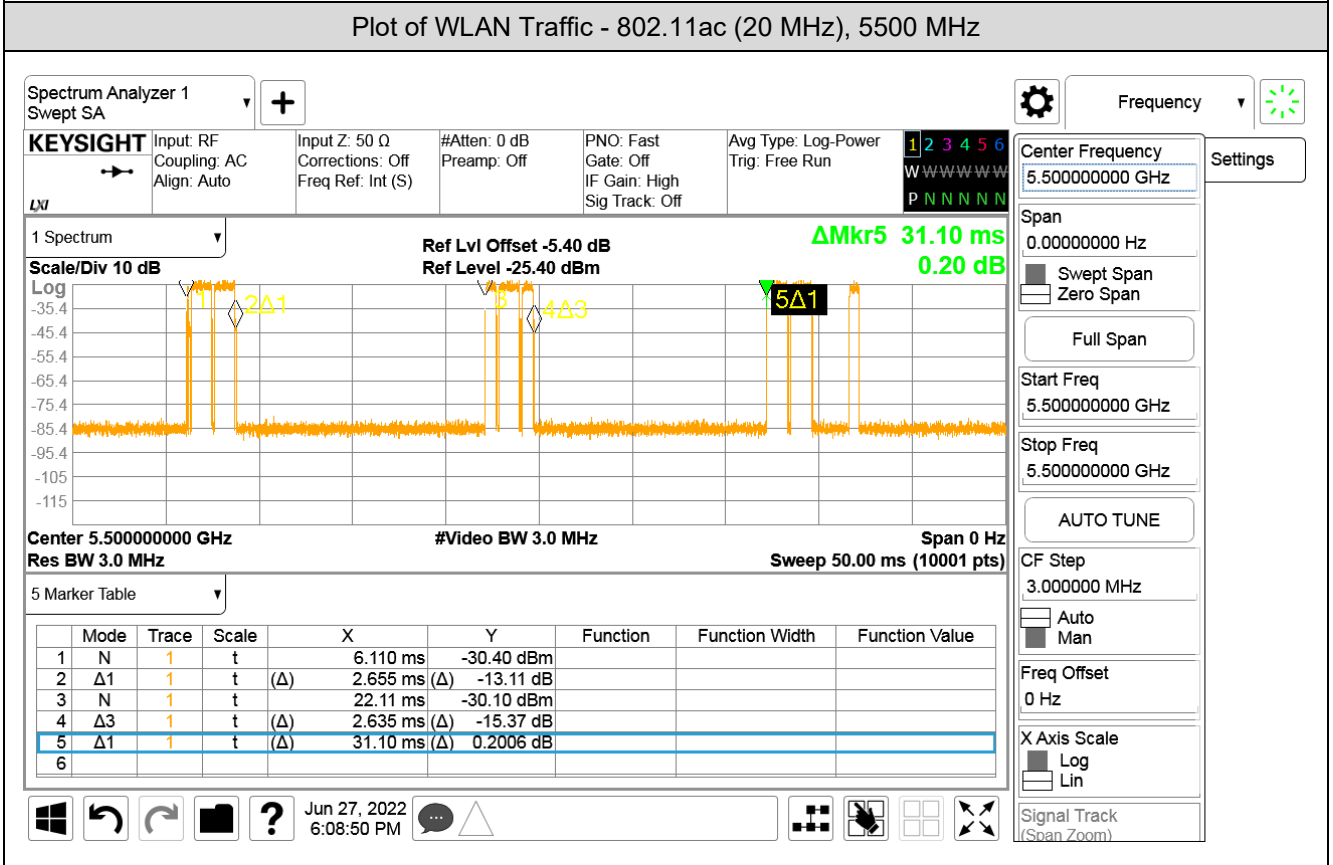
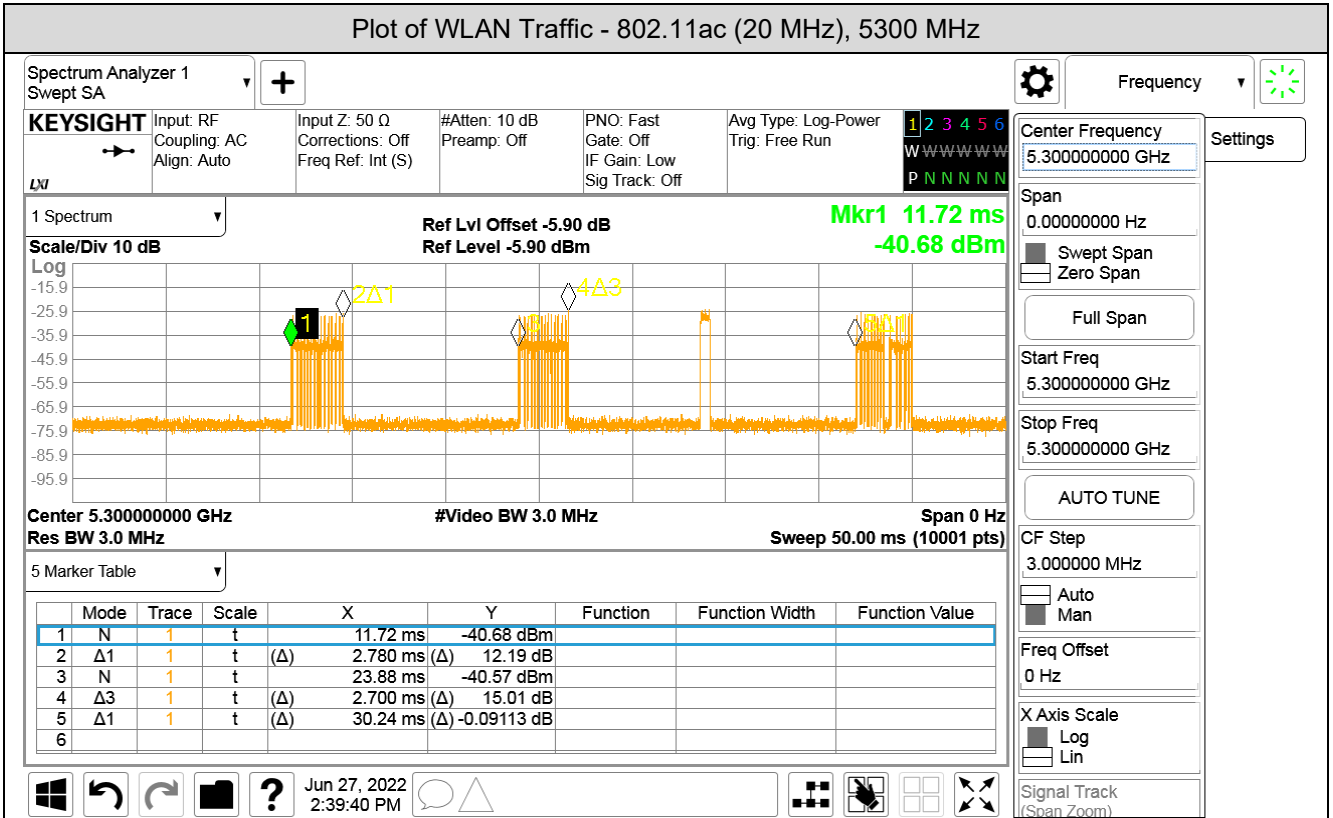




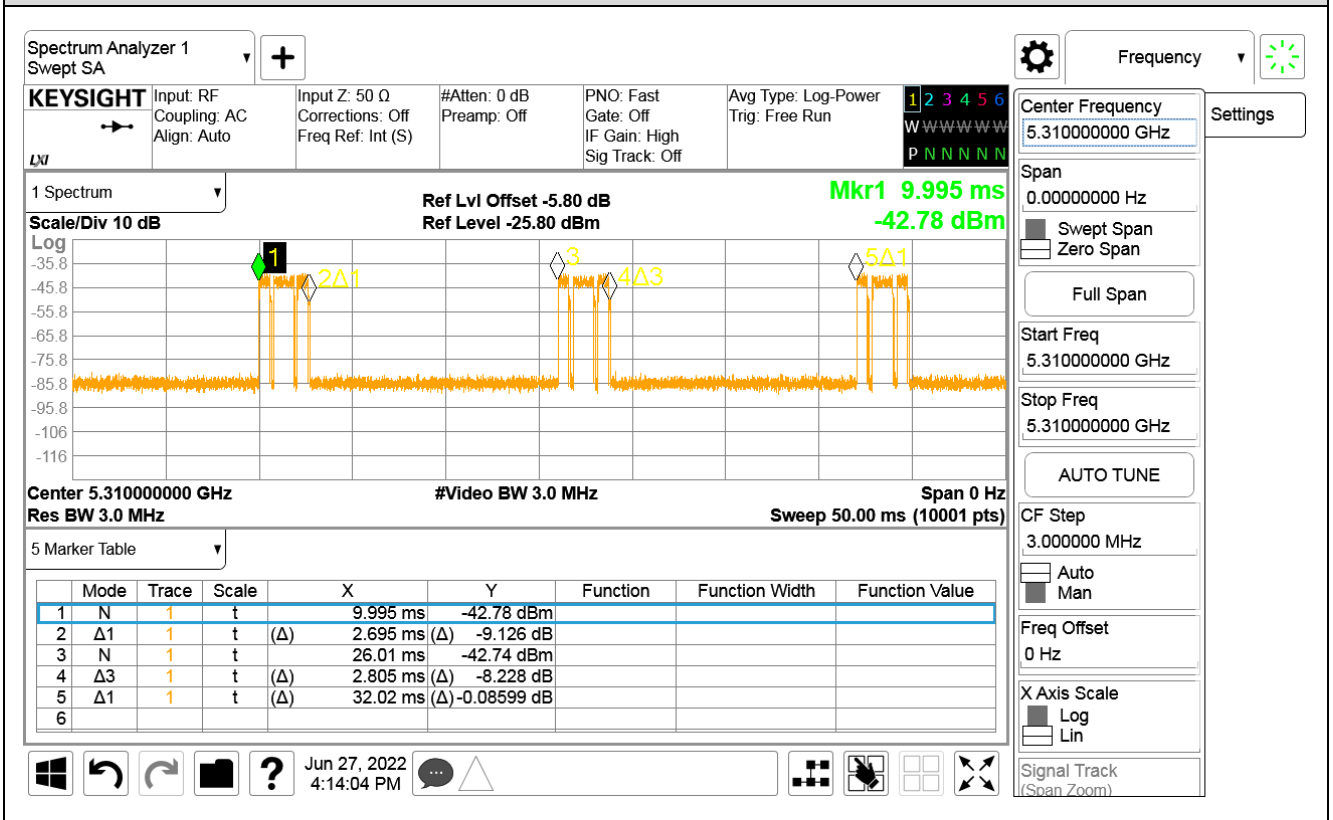


1.12. Master Data Traffic Plot Result

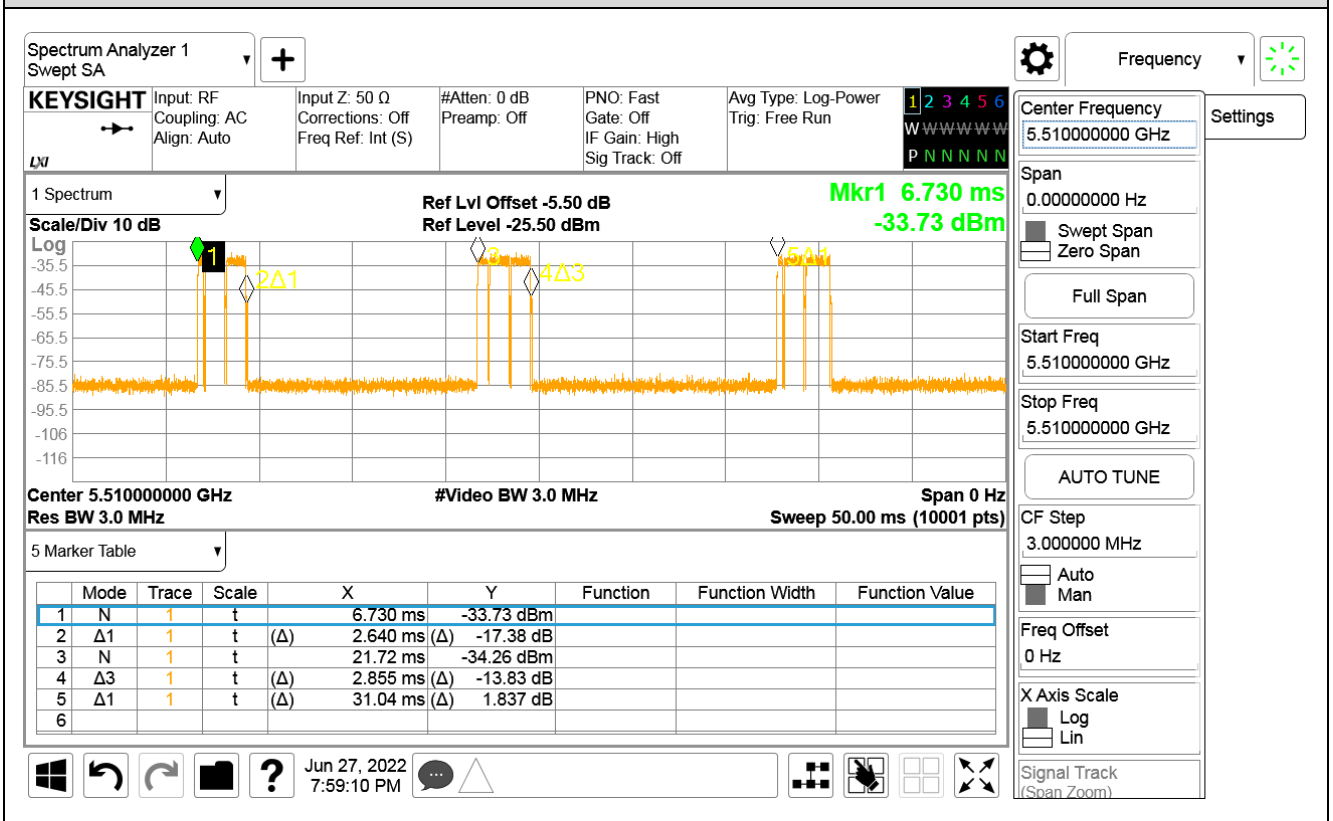
Modulation	Frequency (MHz)	Channel loading (%)	Requirement loading (%)	Result
802.11ac (20 MHz)	5300	18.1216	> 17	Pass
	5500	17.0096	> 17	Pass
802.11ac (40 MHz)	5310	17.1767	> 17	Pass
	5510	17.7029	> 17	Pass
802.11ac (80 MHz)	5290	18.0103	> 17	Pass
	5530	17.7247	> 17	Pass

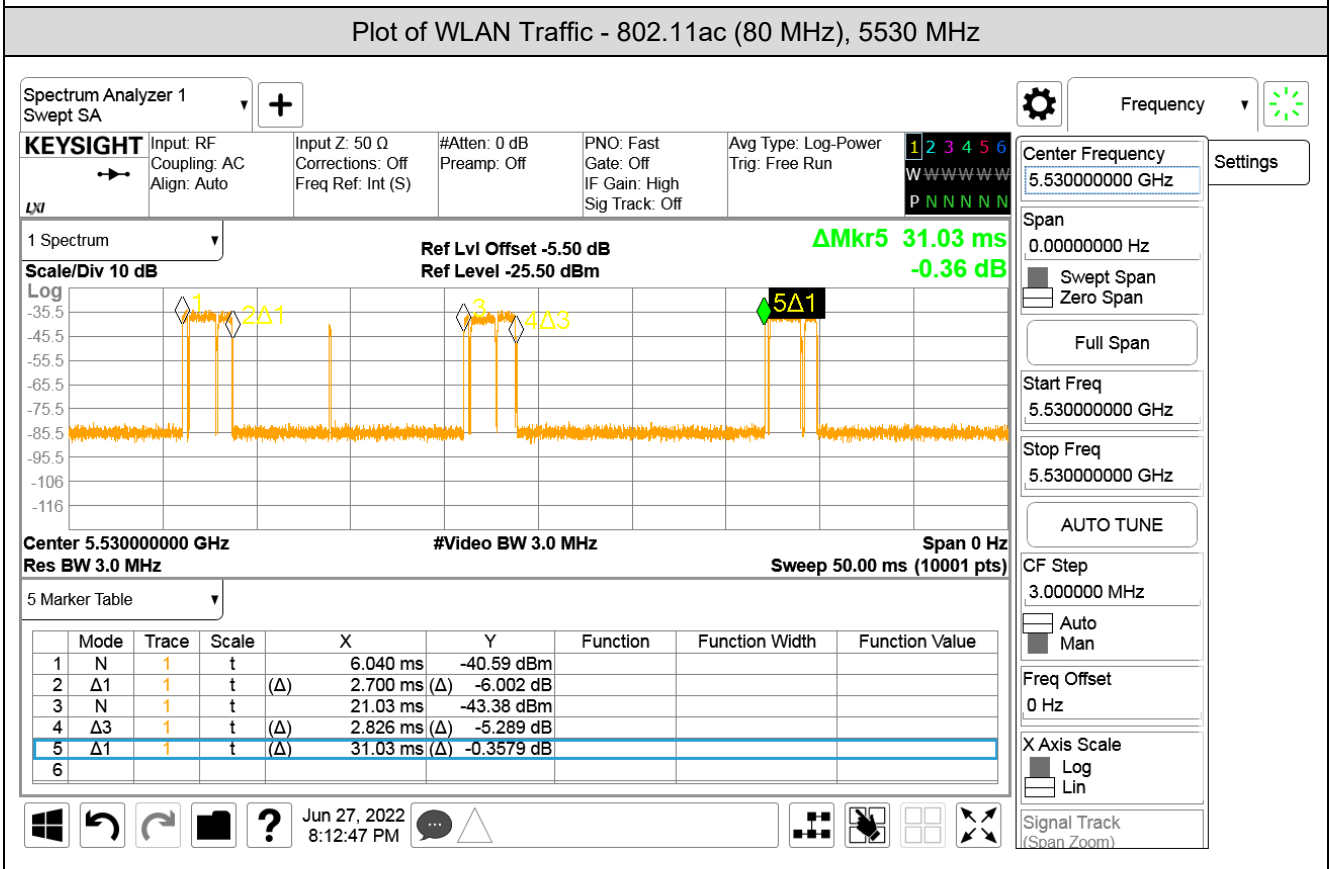
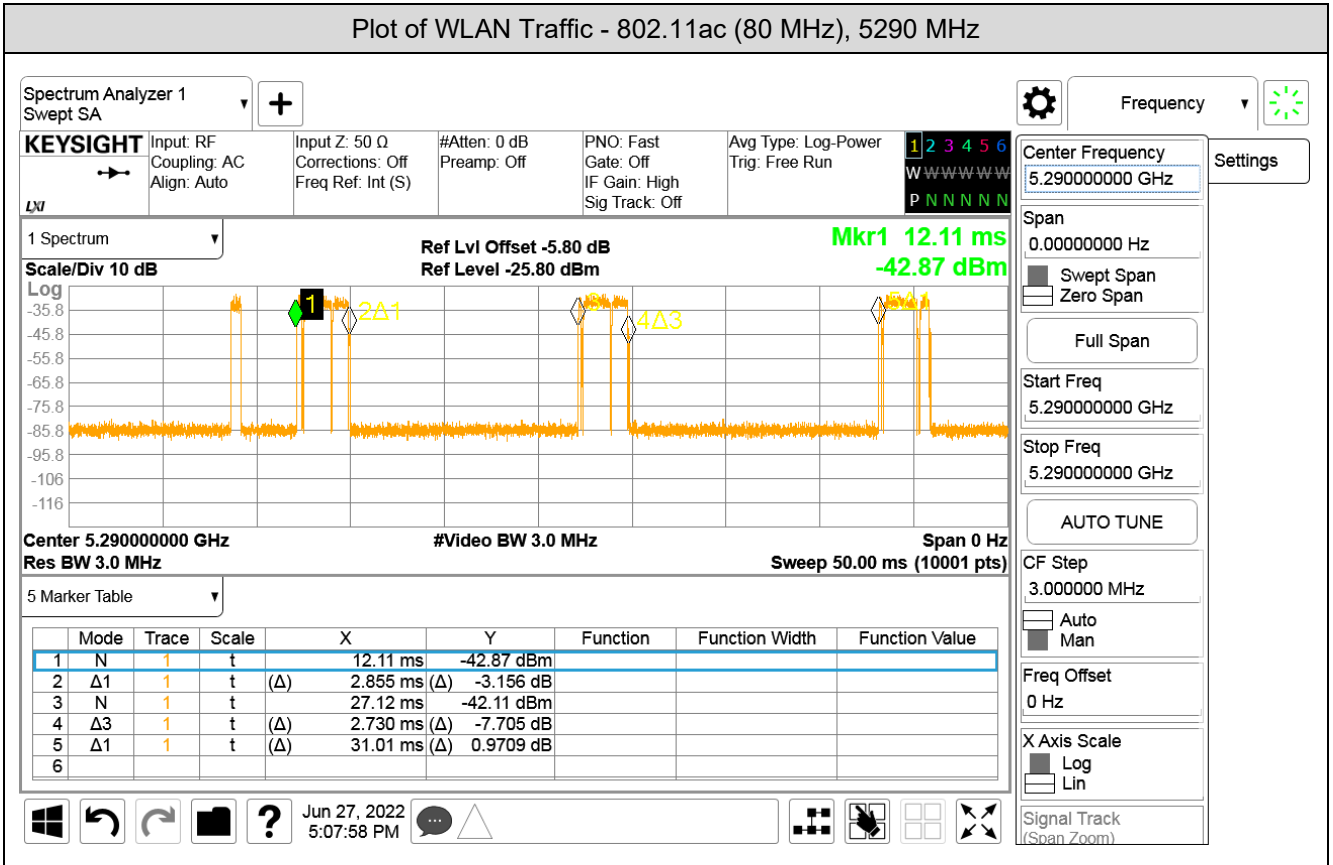


Plot of WLAN Traffic - 802.11ac (40 MHz), 5310 MHz



Plot of WLAN Traffic - 802.11ac (40 MHz), 5510 MHz





2. In-Service Monitoring for Channel Move Time and Channel Closing Transmission Time and Non-Occupancy Period

2.1. Test Procedure

The EUT was tested according to U-NII test procedure of KDB905462 D02 for compliance to FCC 47CFR 15.407 requirements.

These tests define how the following DFS parameters are verified during In-Service Monitoring; Channel Closing Transmission Time, Channel Move Time, and Non-Occupancy Period. The steps below define the procedure to determine the above mentioned parameters when a radar Burst with a level equal to the DFS Detection Threshold + 1 dB (-63 dBm) is generated on the Operating Channel of the U-NII device.

A U-NII device operating as a Client Device will associate with the UUT (Master) at 5300 MHz/ 5510 MHz and 5630 MHz.

Stream the MPEG test file from the Master Device to the Client Device on the selected Channel for the entire period of the test.

At time T0 the Radar Waveform generator sends a Burst of pulses for each of the radar types at -63 dBm. Observe the transmissions of the UUT at the end of the radar Burst on the Operating Channel for duration greater than 10 seconds. Measure and record the transmissions from the UUT during the observation time (Channel Move Time). Compare the Channel Move Time and Channel Closing Transmission Time results to the limit defined in the DFS Response requirement values table.

Measure the UUT for more than 30 minutes following the channel close/move time to verify that the UUT does not resume any transmissions on this Channel.

2.2. Test Requirement

Parameter	Value
Channel Move Time	10 Seconds
Channel Closing Transmission Time	200 milliseconds + approx. 60 milliseconds over remaining 10 seconds period
Non-Occupancy Period	Minimum 30 minutes

2.3. Uncertainty

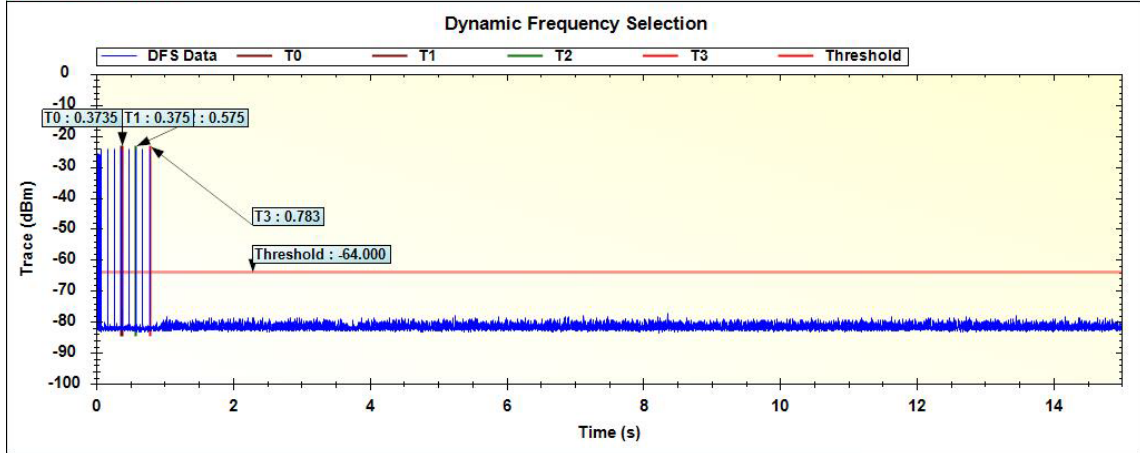
± 1 ms.

2.4. Test Result of Channel Move Time and Channel Closing Transmission Time and Non-Occupancy Period

Modulation	Frequency (MHz)	Channel Closing Transmission (Sec.)	Channel Move Time (Sec.)	Limit (sec.)	
				Channel Closing Transmission	Channel Move Time
802.11ac (20 MHz)	5300	0.004	0.408	200 milliseconds + approx. 60 milliseconds over remaining 10 seconds period	10
	5500	0.012	0.768	200 milliseconds + approx. 60 milliseconds over remaining 10 seconds period	10
802.11ac (40 MHz)	5310	0.015	0.817	200 milliseconds + approx. 60 milliseconds over remaining 10 seconds period	10
	5510	0.009	0.511	200 milliseconds + approx. 60 milliseconds over remaining 10 seconds period	10
802.11ac (80 MHz)	5290	0.013	0.817	200 milliseconds + approx. 60 milliseconds over remaining 10 seconds period	10
	5530	0.016	0.921	200 milliseconds + approx. 60 milliseconds over remaining 10 seconds period	10

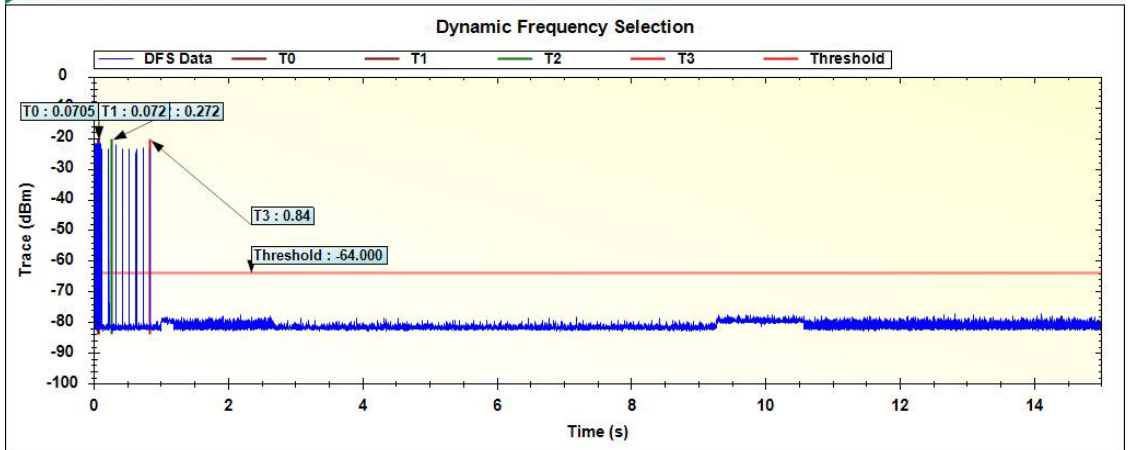
The results showed that after radar signal injected the channel move time was less than 10 seconds and channel transmission closing time less than 200 milliseconds and an aggregate of no more than 60 milliseconds.

Channel Move Time and Channel Closing Transmission Time - 802.11ac (20 MHz), 5300 MHz



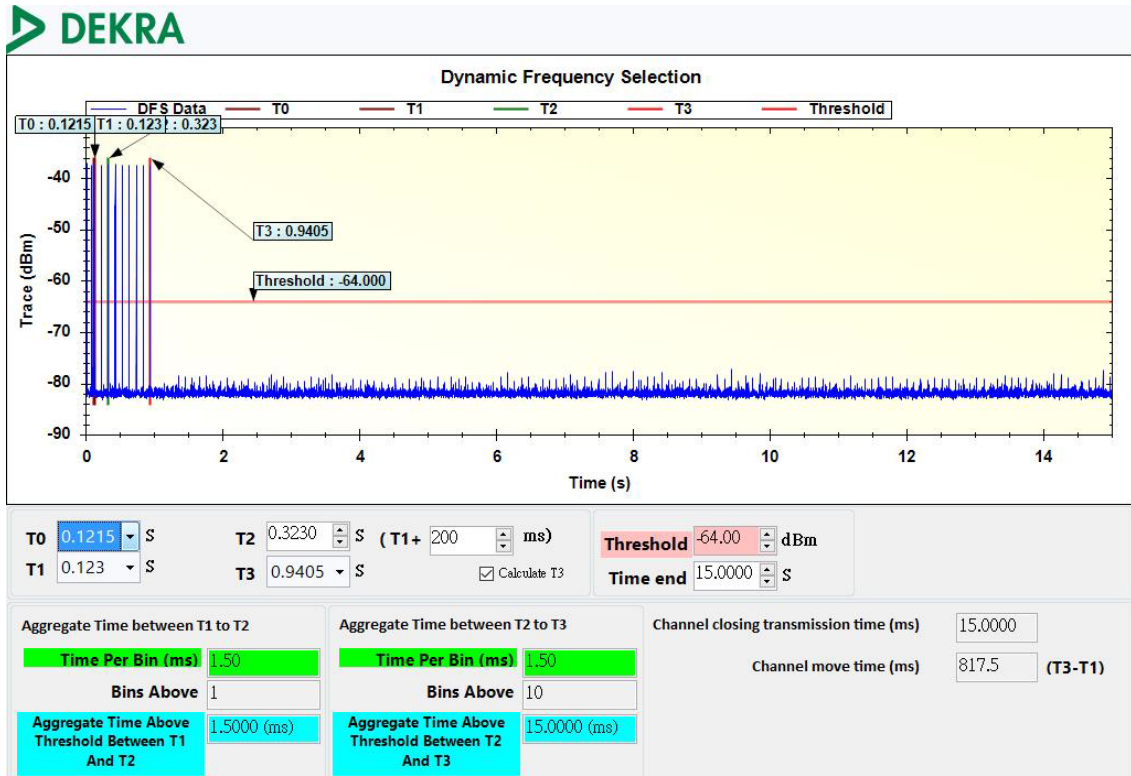
T0	0.3735 S	T2	0.5750 S (T1+ 200 ms)	Threshold	-64.00 dBm
T1	0.375 S	T3	0.783 S	Time end	15.0000 S
Aggregate Time between T1 to T2		Aggregate Time between T2 to T3		Channel closing transmission time (ms)	
Time Per Bin (ms)	1.50	Time Per Bin (ms)	1.50	4.5000	
Bins Above	2	Bins Above	3	Channel move time (ms)	
Aggregate Time Above Threshold Between T1 And T2	3.0000 (ms)	Aggregate Time Above Threshold Between T2 And T3	4.5000 (ms)	408 (T3-T1)	

Channel Move Time and Channel Closing Transmission Time - 802.11ac (20 MHz), 5500 MHz

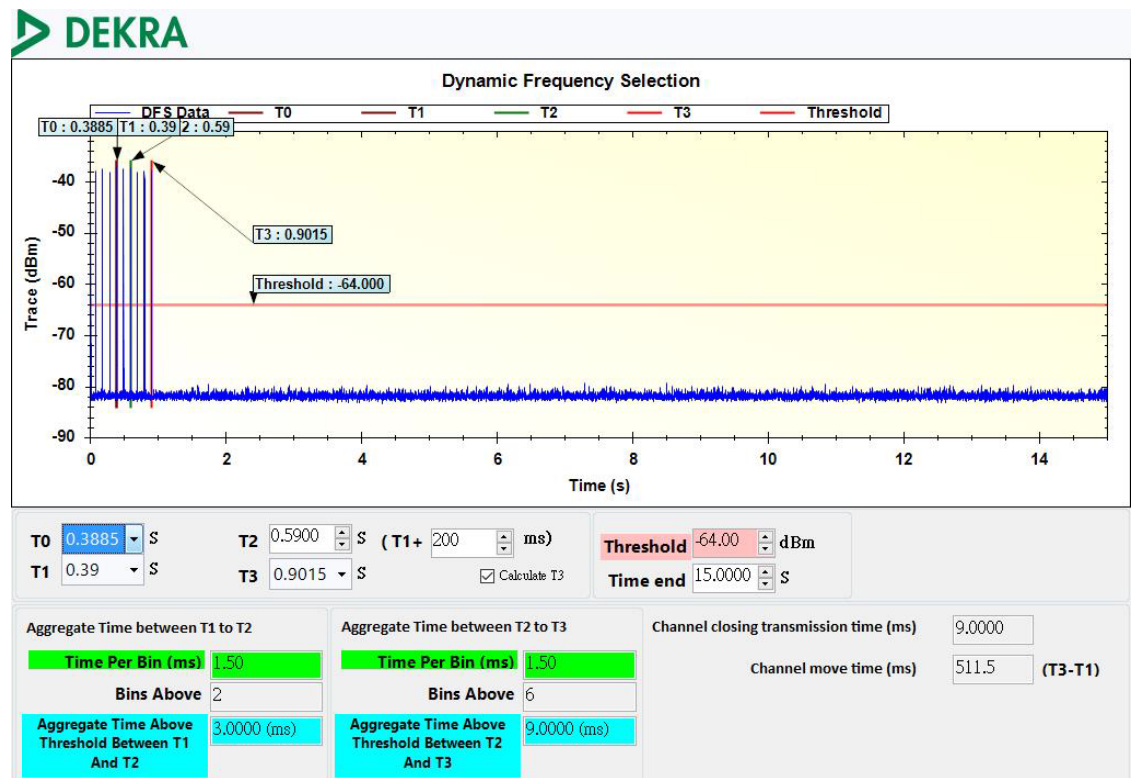


T0	0.0705 S	T2	0.2720 S (T1+ 200 ms)	Threshold	-64.00 dBm
T1	0.072 S	T3	0.84 S	Time end	15.0000 S
Aggregate Time between T1 to T2		Aggregate Time between T2 to T3		Channel closing transmission time (ms)	
Time Per Bin (ms)	1.50	Time Per Bin (ms)	1.50	12.0000	
Bins Above	9	Bins Above	8	Channel move time (ms)	
Aggregate Time Above Threshold Between T1 And T2	13.5000 (ms)	Aggregate Time Above Threshold Between T2 And T3	12.0000 (ms)	768 (T3-T1)	

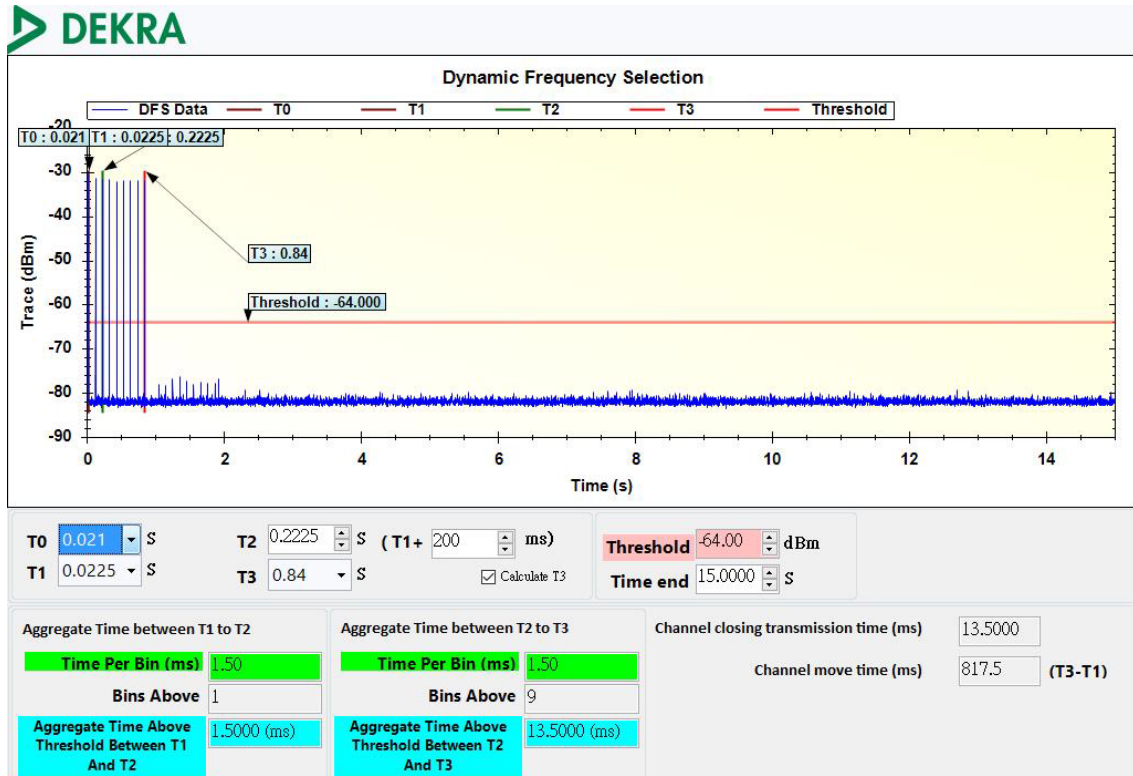
Channel Move Time and Channel Closing Transmission Time - 802.11ac (40 MHz), 5310 MHz



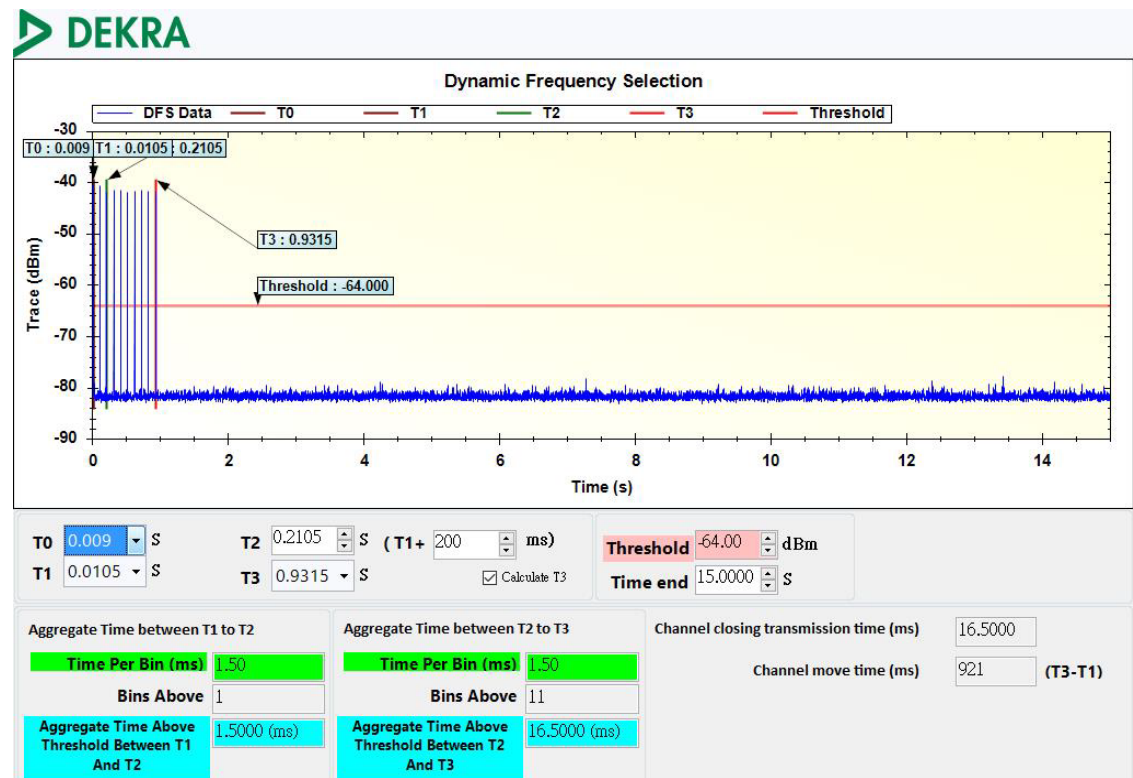
Channel Move Time and Channel Closing Transmission Time - 802.11ac (40 MHz), 5510 MHz



Channel Move Time and Channel Closing Transmission Time - 802.11ac (80 MHz), 5290 MHz

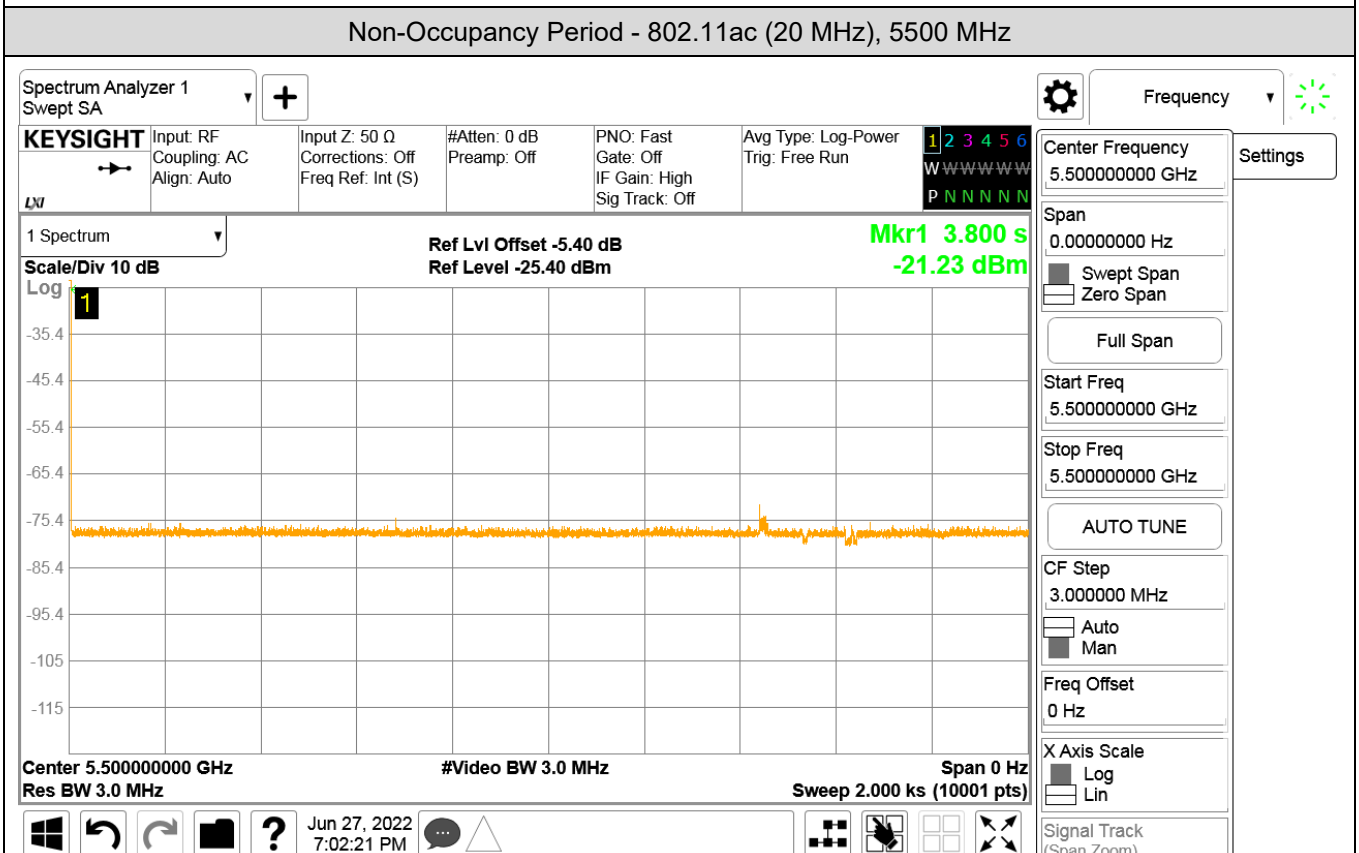
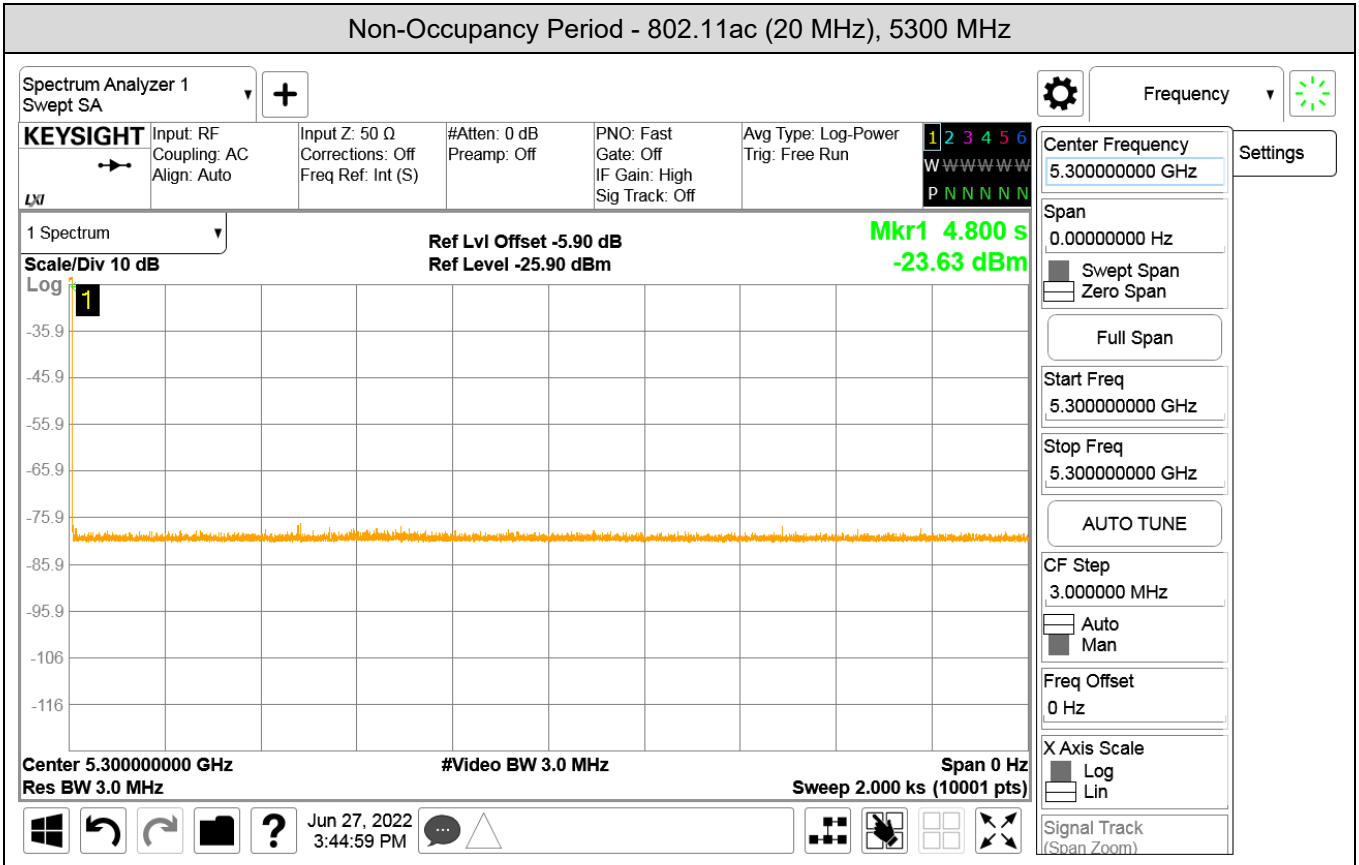


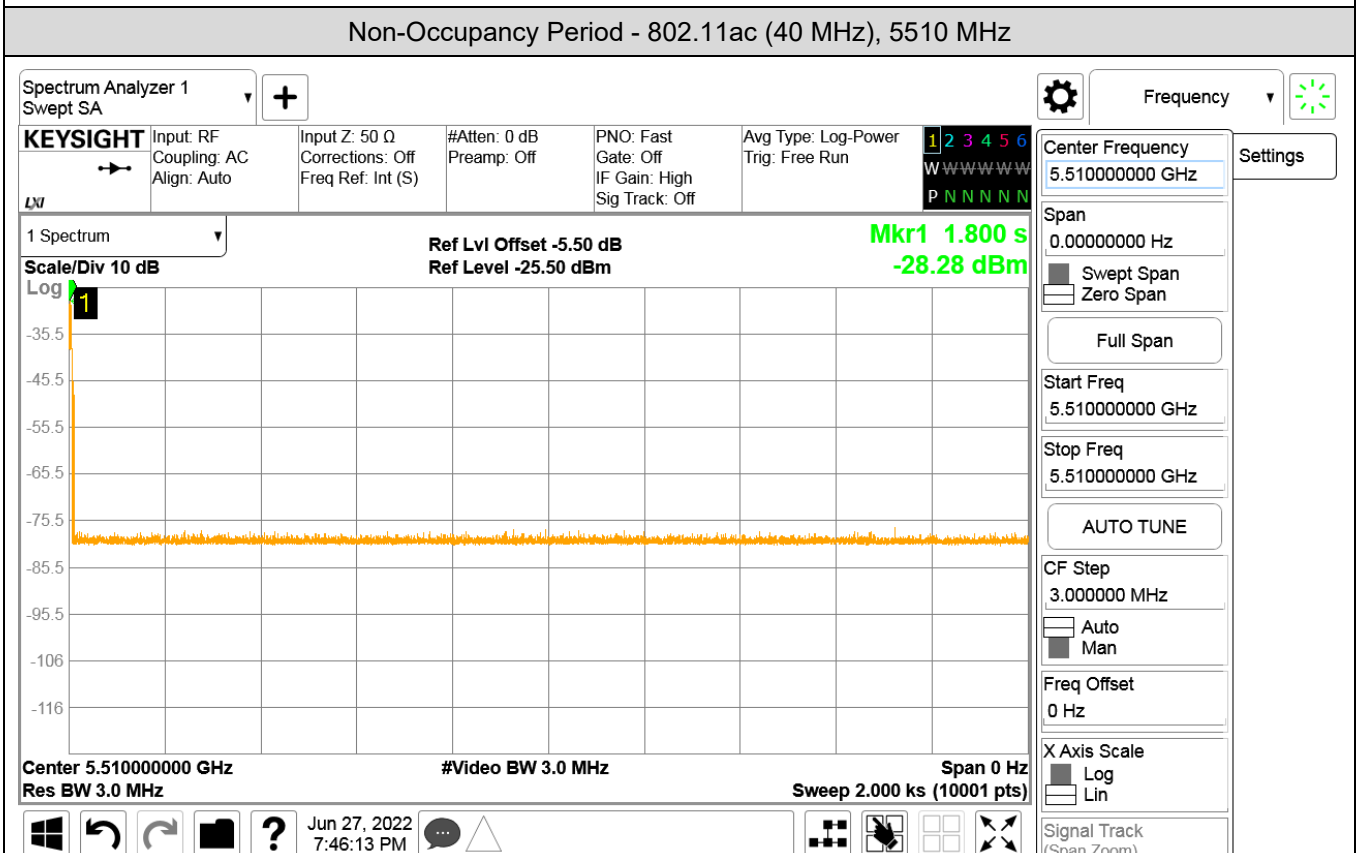
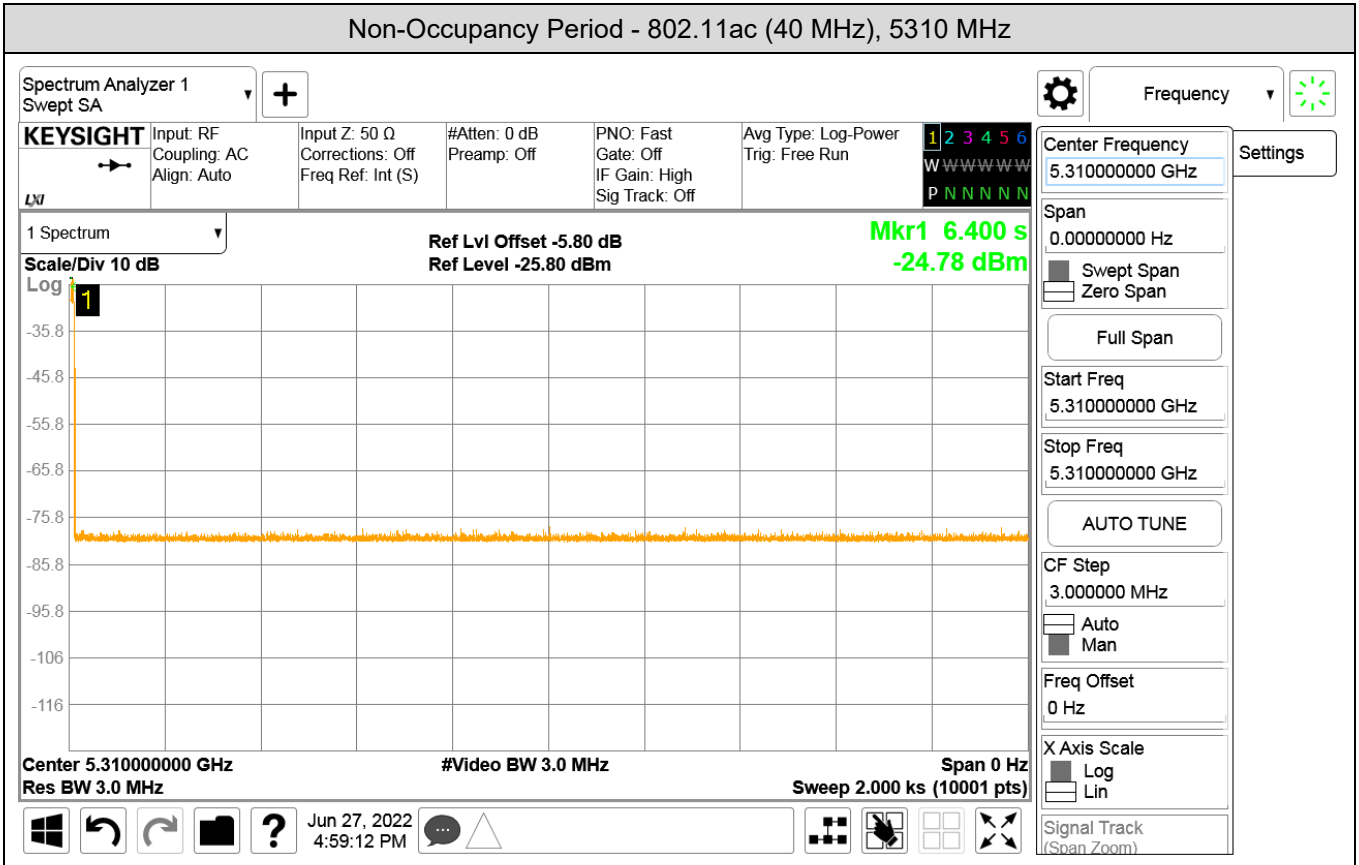
Channel Move Time and Channel Closing Transmission Time - 802.11ac (80 MHz), 5530 MHz

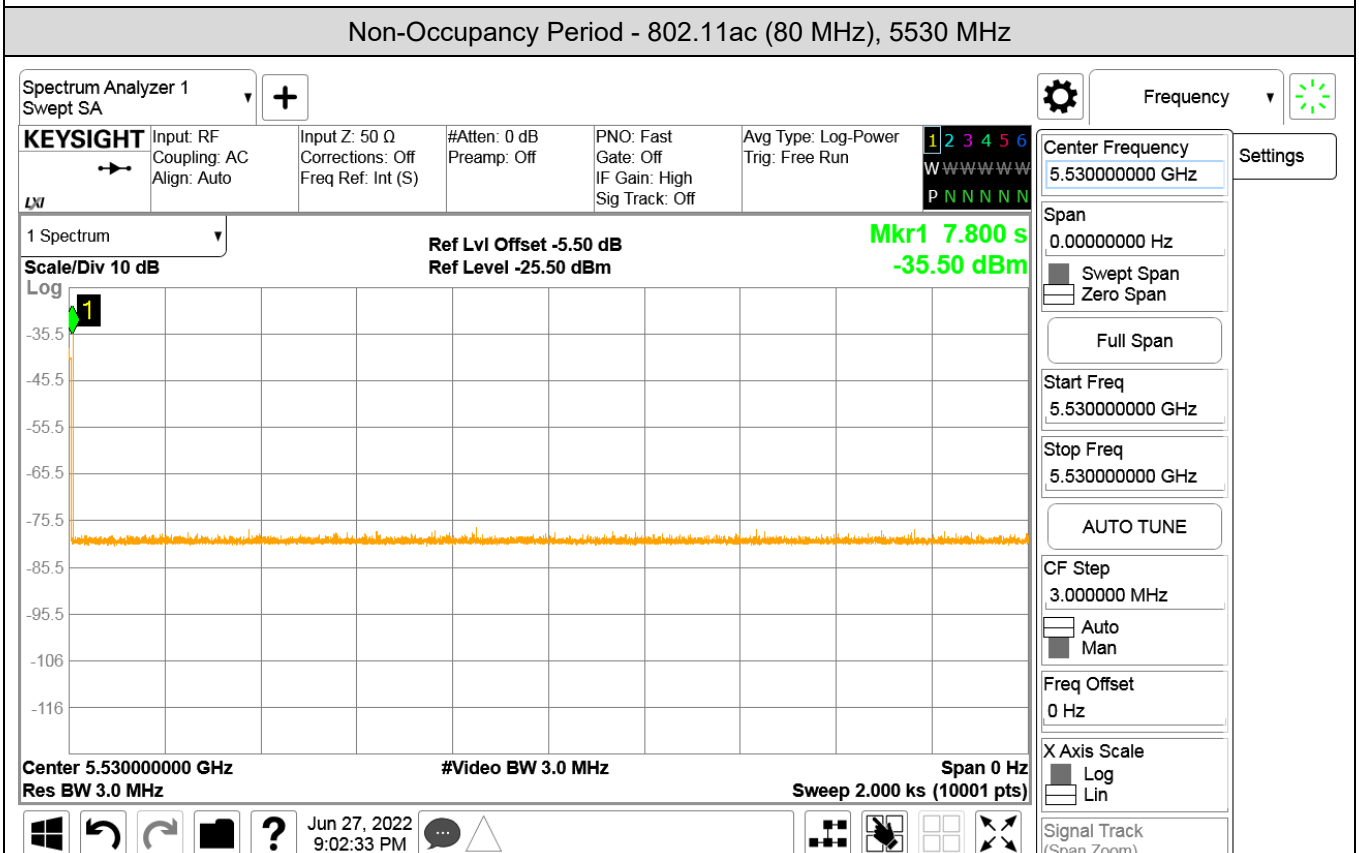


Non-Occupancy Period				
Modulation	Frequency (MHz)	Test Result (Minutes)	Limit (Minutes)	Result
802.11ac (20 MHz)	5300	> 30	> 30	Pass
	5500	> 30	> 30	Pass
802.11ac (40 MHz)	5310	> 30	> 30	Pass
	5510	> 30	> 30	Pass
802.11ac (80 MHz)	5290	> 30	> 30	Pass
	5530	> 30	> 30	Pass

No EUT transmissions were observed on the test channel during 30 minutes observation time.







3. Statistical Performance Check

3.1. Test Procedure

The EUT was tested according to U-NII test procedure of KDB905462 D02 for compliance to FCC 47CFR 15.407 requirements.

The steps below define the procedure to determine the minimum percentage of detection when a radar burst with a level equal to the DFS Detection Threshold + 1dB (-63dBm) is generated on the Operating Channel of the U-NII device.

A U-NII device operating as a Client Device will associate with the UUT (Master) at 5300 MHz ~ 5510 MHz and 5630 MHz.

Stream the MPEG test file from the Master Device to the Client Device on the selected Channel for the entire period of the test.

The Radar Waveform generator sends the individual waveform for each of the radar types 1-6 at -63 dBm. Statistical data will be gathered to determine the ability of the device to detect the radar test waveforms. The device can utilize a test mode to demonstrate when detection occurs to prevent the need to reset the device between trial runs.

3.2. Test Requirement

The minimum percentage of successful detections, and the minimum number of trials that must be used for determining DFS conformance. Step intervals of 0.1 microsecond for Pulse Width, 1 microsecond for PRI, 1 MHz for chirp width and 1 for the number of pulses will be utilized for the random determination of specific test waveforms.

Minimum percentage of successful detections

Radar Type	Minimum Percentage of Successful Detection	Minimum Number of Trials
1	60%	30
2	60%	30
3	60%	30
4	60%	30
Aggregate (Radar Types 1-4)	80%	120
5	80%	30
6	70%	30

The percentage of successful detection is calculated by:

$$\frac{\text{TotalWaveformDetections}}{\text{TotalWaveformTrials}} \times 100 = \text{Probability of Detection Radar Waveform}$$

In addition an aggregate minimum percentage of successful detection across all Short Pulse Radar Types 1-4 is required and is calculated as follows:

$$\frac{P_d 1 + P_d 2 + P_d 3 + P_d 4}{4}$$

3.3. Test Result of Statistical Performance Check

802.11ac (20 MHz), 5300 MHz					
Trial Id	Radar Type	Pulse Width (us)	PRI (us)	Number of Pulses	Waveform Length (us)
0	Type 1	1	938	57	53466
1	Type 1	1	698	76	53048
2	Type 1	1	618	86	53148
3	Type 1	1	538	99	53262
4	Type 1	1	878	61	53558
5	Type 1	1	3066	18	55188
6	Type 1	1	638	83	52954
7	Type 1	1	918	58	53244
8	Type 1	1	838	63	52794
9	Type 1	1	858	62	53196
10	Type 1	1	798	67	53466
11	Type 1	1	718	74	53132
12	Type 1	1	578	92	53176
13	Type 1	1	598	89	53222
14	Type 1	1	558	95	53010
15	Type 1	1	2536	21	53256
16	Type 1	1	966	55	53130
17	Type 1	1	827	64	52928
18	Type 1	1	2501	22	55022
19	Type 1	1	2595	21	54495
20	Type 1	1	1114	48	53472
21	Type 1	1	1302	41	53382
22	Type 1	1	3045	18	54810
23	Type 1	1	1624	33	53592
24	Type 1	1	2878	19	54682
25	Type 1	1	1027	52	53404
26	Type 1	1	2485	22	54670
27	Type 1	1	1600	33	52800
28	Type 1	1	1172	46	53912
29	Type 1	1	1177	45	52965

Trial Id	Radar Type	Pulse Width (us)	PRI (us)	Number of Pulses	Waveform Length (us)
0	Type 2	3.2	179	26	4654
1	Type 2	1.1	207	23	4761
2	Type 2	2.1	230	24	5520
3	Type 2	4.8	200	29	5800
4	Type 2	3.9	214	28	5992
5	Type 2	2.9	222	26	5772
6	Type 2	3.2	204	26	5304
7	Type 2	2.5	192	25	4800
8	Type 2	3.1	164	26	4264
9	Type 2	1.2	156	23	3588
10	Type 2	3.9	210	27	5670
11	Type 2	4.6	201	29	5829
12	Type 2	3.2	162	26	4212
13	Type 2	2.2	197	25	4925
14	Type 2	4.5	163	29	4727
15	Type 2	3	203	26	5278
16	Type 2	5	168	29	4872
17	Type 2	2.4	217	25	5425
18	Type 2	2.9	191	26	4966
19	Type 2	2.3	166	25	4150
20	Type 2	3.7	150	27	4050
21	Type 2	2.2	176	25	4400
22	Type 2	4.9	195	29	5655
23	Type 2	2.9	202	26	5252
24	Type 2	2.5	178	25	4450
25	Type 2	1.1	206	23	4738
26	Type 2	3.8	155	27	4185
27	Type 2	4.7	157	29	4553
28	Type 2	2.4	224	25	5600
29	Type 2	4.2	159	28	4452

Trial Id	Radar Type	Pulse Width (us)	PRI (us)	Number of Pulses	Waveform Length (us)
0	Type 3	8.2	355	17	6035
1	Type 3	6.1	487	16	7792
2	Type 3	7.1	344	16	5504
3	Type 3	9.8	288	18	5184
4	Type 3	8.9	230	18	4140
5	Type 3	7.9	432	17	7344
6	Type 3	8.2	207	17	3519
7	Type 3	7.5	443	17	7531
8	Type 3	8.1	439	17	7463
9	Type 3	6.2	223	16	3568
10	Type 3	8.9	208	18	3744
11	Type 3	9.6	463	18	8334
12	Type 3	8.2	441	17	7497
13	Type 3	7.2	323	16	5168
14	Type 3	9.5	297	18	5346
15	Type 3	8	412	17	7004
16	Type 3	10	324	18	5832
17	Type 3	7.4	271	17	4607
18	Type 3	7.9	349	17	5933
19	Type 3	7.3	409	16	6544
20	Type 3	8.7	373	18	6714
21	Type 3	7.2	254	16	4064
22	Type 3	9.9	274	18	4932
23	Type 3	7.9	278	17	4726
24	Type 3	7.5	317	17	5389
25	Type 3	6.1	260	16	4160
26	Type 3	8.8	211	18	3798
27	Type 3	9.7	272	18	4896
28	Type 3	7.4	264	17	4488
29	Type 3	9.2	284	18	5112

Trial Id	Radar Type	Pulse Width (us)	PRI (us)	Number of Pulses	Waveform Length (us)
0	Type 4	16	355	14	4970
1	Type 4	11.3	487	12	5844
2	Type 4	13.5	344	13	4472
3	Type 4	19.4	288	16	4608
4	Type 4	17.5	230	15	3450
5	Type 4	15.3	432	14	6048
6	Type 4	15.9	207	14	2898
7	Type 4	14.3	443	13	5759
8	Type 4	15.8	439	14	6146
9	Type 4	11.5	223	12	2676
10	Type 4	17.4	208	15	3120
11	Type 4	19	463	16	7408
12	Type 4	16	441	14	6174
13	Type 4	13.8	323	13	4199
14	Type 4	18.9	297	16	4752
15	Type 4	15.5	412	14	5768
16	Type 4	19.9	324	16	5184
17	Type 4	14.1	271	13	3523
18	Type 4	15.2	349	14	4886
19	Type 4	13.8	409	13	5317
20	Type 4	17.1	373	15	5595
21	Type 4	13.8	254	13	3302
22	Type 4	19.8	274	16	4384
23	Type 4	15.3	278	14	3892
24	Type 4	14.5	317	13	4121
25	Type 4	11.3	260	12	3120
26	Type 4	17.3	211	15	3165
27	Type 4	19.2	272	16	4352
28	Type 4	14.2	264	13	3432
29	Type 4	18.2	284	15	4260

Trial Id	Radar Type	Number of Bursts	Burst Period(s)	Waveform Length(s)	Center Frequency (GHz)
0	Type 5	15	0.8	12	5.3
1	Type 5	8	1.5	12	5.3
2	Type 5	11	1.090909	12	5.3
3	Type 5	20	0.6	12	5.3
4	Type 5	17	0.705882	12	5.3
5	Type 5	14	0.857143	12	5.3
6	Type 5	15	0.8	12	5.3
7	Type 5	12	1	12	5.3
8	Type 5	14	0.857143	12	5.3
9	Type 5	8	1.5	12	5.3
10	Type 5	17	0.705882	12	5.296
11	Type 5	19	0.631579	12	5.298
12	Type 5	15	0.8	12	5.295
13	Type 5	12	1	12	5.294
14	Type 5	19	0.631579	12	5.297
15	Type 5	14	0.857143	12	5.295
16	Type 5	20	0.6	12	5.298
17	Type 5	12	1	12	5.294
18	Type 5	14	0.857143	12	5.295
19	Type 5	12	1	12	5.294
20	Type 5	16	0.75	12	5.304
21	Type 5	12	1	12	5.306
22	Type 5	20	0.6	12	5.302
23	Type 5	14	0.857143	12	5.305
24	Type 5	13	0.923077	12	5.306
25	Type 5	8	1.5	12	5.308
26	Type 5	17	0.705882	12	5.304
27	Type 5	19	0.631579	12	5.302
28	Type 5	12	1	12	5.306
29	Type 5	18	0.666667	12	5.303

Trial Id	Radar Type	Pulse Width (us)	PRI (us)	Pulses per Hop	Hopping Rate (KHz)	Hopping Sequence Length (ms)	Visible Frequency Number
0	Type 6	1	333.3	9	0.3333	300	5
1	Type 6	1	333.3	9	0.3333	300	2
2	Type 6	1	333.3	9	0.3333	300	3
3	Type 6	1	333.3	9	0.3333	300	3
4	Type 6	1	333.3	9	0.3333	300	5
5	Type 6	1	333.3	9	0.3333	300	3
6	Type 6	1	333.3	9	0.3333	300	4
7	Type 6	1	333.3	9	0.3333	300	3
8	Type 6	1	333.3	9	0.3333	300	3
9	Type 6	1	333.3	9	0.3333	300	3
10	Type 6	1	333.3	9	0.3333	300	5
11	Type 6	1	333.3	9	0.3333	300	2
12	Type 6	1	333.3	9	0.3333	300	1
13	Type 6	1	333.3	9	0.3333	300	3
14	Type 6	1	333.3	9	0.3333	300	4
15	Type 6	1	333.3	9	0.3333	300	3
16	Type 6	1	333.3	9	0.3333	300	1
17	Type 6	1	333.3	9	0.3333	300	3
18	Type 6	1	333.3	9	0.3333	300	7
19	Type 6	1	333.3	9	0.3333	300	7
20	Type 6	1	333.3	9	0.3333	300	3
21	Type 6	1	333.3	9	0.3333	300	2
22	Type 6	1	333.3	9	0.3333	300	4
23	Type 6	1	333.3	9	0.3333	300	4
24	Type 6	1	333.3	9	0.3333	300	3
25	Type 6	1	333.3	9	0.3333	300	3
26	Type 6	1	333.3	9	0.3333	300	3
27	Type 6	1	333.3	9	0.3333	300	4
28	Type 6	1	333.3	9	0.3333	300	6
29	Type 6	1	333.3	9	0.3333	300	5

802.11ac (20 MHz), 5500 MHz					
Trial Id	Radar Type	Pulse Width (us)	PRI (us)	Number of Pulses	Waveform Length (us)
0	Type 1	1	938	57	53466
1	Type 1	1	698	76	53048
2	Type 1	1	618	86	53148
3	Type 1	1	538	99	53262
4	Type 1	1	878	61	53558
5	Type 1	1	3066	18	55188
6	Type 1	1	638	83	52954
7	Type 1	1	918	58	53244
8	Type 1	1	838	63	52794
9	Type 1	1	858	62	53196
10	Type 1	1	798	67	53466
11	Type 1	1	718	74	53132
12	Type 1	1	578	92	53176
13	Type 1	1	598	89	53222
14	Type 1	1	558	95	53010
15	Type 1	1	2536	21	53256
16	Type 1	1	966	55	53130
17	Type 1	1	827	64	52928
18	Type 1	1	2501	22	55022
19	Type 1	1	2595	21	54495
20	Type 1	1	1114	48	53472
21	Type 1	1	1302	41	53382
22	Type 1	1	3045	18	54810
23	Type 1	1	1624	33	53592
24	Type 1	1	2878	19	54682
25	Type 1	1	1027	52	53404
26	Type 1	1	2485	22	54670
27	Type 1	1	1600	33	52800
28	Type 1	1	1172	46	53912
29	Type 1	1	1177	45	52965

Trial Id	Radar Type	Pulse Width (us)	PRI (us)	Number of Pulses	Waveform Length (us)
0	Type 2	3.2	179	26	4654
1	Type 2	1.1	207	23	4761
2	Type 2	2.1	230	24	5520
3	Type 2	4.8	200	29	5800
4	Type 2	3.9	214	28	5992
5	Type 2	2.9	222	26	5772
6	Type 2	3.2	204	26	5304
7	Type 2	2.5	192	25	4800
8	Type 2	3.1	164	26	4264
9	Type 2	1.2	156	23	3588
10	Type 2	3.9	210	27	5670
11	Type 2	4.6	201	29	5829
12	Type 2	3.2	162	26	4212
13	Type 2	2.2	197	25	4925
14	Type 2	4.5	163	29	4727
15	Type 2	3	203	26	5278
16	Type 2	5	168	29	4872
17	Type 2	2.4	217	25	5425
18	Type 2	2.9	191	26	4966
19	Type 2	2.3	166	25	4150
20	Type 2	3.7	150	27	4050
21	Type 2	2.2	176	25	4400
22	Type 2	4.9	195	29	5655
23	Type 2	2.9	202	26	5252
24	Type 2	2.5	178	25	4450
25	Type 2	1.1	206	23	4738
26	Type 2	3.8	155	27	4185
27	Type 2	4.7	157	29	4553
28	Type 2	2.4	224	25	5600
29	Type 2	4.2	159	28	4452

Trial Id	Radar Type	Pulse Width (us)	PRI (us)	Number of Pulses	Waveform Length (us)
0	Type 3	8.2	355	17	6035
1	Type 3	6.1	487	16	7792
2	Type 3	7.1	344	16	5504
3	Type 3	9.8	288	18	5184
4	Type 3	8.9	230	18	4140
5	Type 3	7.9	432	17	7344
6	Type 3	8.2	207	17	3519
7	Type 3	7.5	443	17	7531
8	Type 3	8.1	439	17	7463
9	Type 3	6.2	223	16	3568
10	Type 3	8.9	208	18	3744
11	Type 3	9.6	463	18	8334
12	Type 3	8.2	441	17	7497
13	Type 3	7.2	323	16	5168
14	Type 3	9.5	297	18	5346
15	Type 3	8	412	17	7004
16	Type 3	10	324	18	5832
17	Type 3	7.4	271	17	4607
18	Type 3	7.9	349	17	5933
19	Type 3	7.3	409	16	6544
20	Type 3	8.7	373	18	6714
21	Type 3	7.2	254	16	4064
22	Type 3	9.9	274	18	4932
23	Type 3	7.9	278	17	4726
24	Type 3	7.5	317	17	5389
25	Type 3	6.1	260	16	4160
26	Type 3	8.8	211	18	3798
27	Type 3	9.7	272	18	4896
28	Type 3	7.4	264	17	4488
29	Type 3	9.2	284	18	5112

Trial Id	Radar Type	Pulse Width (us)	PRI (us)	Number of Pulses	Waveform Length (us)
0	Type 4	16	355	14	4970
1	Type 4	11.3	487	12	5844
2	Type 4	13.5	344	13	4472
3	Type 4	19.4	288	16	4608
4	Type 4	17.5	230	15	3450
5	Type 4	15.3	432	14	6048
6	Type 4	15.9	207	14	2898
7	Type 4	14.3	443	13	5759
8	Type 4	15.8	439	14	6146
9	Type 4	11.5	223	12	2676
10	Type 4	17.4	208	15	3120
11	Type 4	19	463	16	7408
12	Type 4	16	441	14	6174
13	Type 4	13.8	323	13	4199
14	Type 4	18.9	297	16	4752
15	Type 4	15.5	412	14	5768
16	Type 4	19.9	324	16	5184
17	Type 4	14.1	271	13	3523
18	Type 4	15.2	349	14	4886
19	Type 4	13.8	409	13	5317
20	Type 4	17.1	373	15	5595
21	Type 4	13.8	254	13	3302
22	Type 4	19.8	274	16	4384
23	Type 4	15.3	278	14	3892
24	Type 4	14.5	317	13	4121
25	Type 4	11.3	260	12	3120
26	Type 4	17.3	211	15	3165
27	Type 4	19.2	272	16	4352
28	Type 4	14.2	264	13	3432
29	Type 4	18.2	284	15	4260

Trial Id	Radar Type	Number of Bursts	Burst Period(s)	Waveform Length(s)	Center Frequency (GHz)
0	Type 5	15	0.8	12	5.5
1	Type 5	8	1.5	12	5.5
2	Type 5	11	1.090909	12	5.5
3	Type 5	20	0.6	12	5.5
4	Type 5	17	0.705882	12	5.5
5	Type 5	14	0.857143	12	5.5
6	Type 5	15	0.8	12	5.5
7	Type 5	12	1	12	5.5
8	Type 5	14	0.857143	12	5.5
9	Type 5	8	1.5	12	5.5
10	Type 5	17	0.705882	12	5.496
11	Type 5	19	0.631579	12	5.498
12	Type 5	15	0.8	12	5.495
13	Type 5	12	1	12	5.494
14	Type 5	19	0.631579	12	5.497
15	Type 5	14	0.857143	12	5.495
16	Type 5	20	0.6	12	5.498
17	Type 5	12	1	12	5.494
18	Type 5	14	0.857143	12	5.495
19	Type 5	12	1	12	5.494
20	Type 5	16	0.75	12	5.504
21	Type 5	12	1	12	5.506
22	Type 5	20	0.6	12	5.502
23	Type 5	14	0.857143	12	5.505
24	Type 5	13	0.923077	12	5.506
25	Type 5	8	1.5	12	5.508
26	Type 5	17	0.705882	12	5.504
27	Type 5	19	0.631579	12	5.502
28	Type 5	12	1	12	5.506
29	Type 5	18	0.666667	12	5.503

Trial Id	Radar Type	Pulse Width (us)	PRI (us)	Pulses per Hop	Hopping Rate (KHz)	Hopping Sequence Length (ms)	Visible Frequency Number
0	Type 6	1	333.3	9	0.3333	300	5
1	Type 6	1	333.3	9	0.3333	300	1
2	Type 6	1	333.3	9	0.3333	300	4
3	Type 6	1	333.3	9	0.3333	300	6
4	Type 6	1	333.3	9	0.3333	300	2
5	Type 6	1	333.3	9	0.3333	300	1
6	Type 6	1	333.3	9	0.3333	300	4
7	Type 6	1	333.3	9	0.3333	300	6
8	Type 6	1	333.3	9	0.3333	300	5
9	Type 6	1	333.3	9	0.3333	300	1
10	Type 6	1	333.3	9	0.3333	300	4
11	Type 6	1	333.3	9	0.3333	300	8
12	Type 6	1	333.3	9	0.3333	300	5
13	Type 6	1	333.3	9	0.3333	300	5
14	Type 6	1	333.3	9	0.3333	300	4
15	Type 6	1	333.3	9	0.3333	300	6
16	Type 6	1	333.3	9	0.3333	300	2
17	Type 6	1	333.3	9	0.3333	300	5
18	Type 6	1	333.3	9	0.3333	300	4
19	Type 6	1	333.3	9	0.3333	300	5
20	Type 6	1	333.3	9	0.3333	300	5
21	Type 6	1	333.3	9	0.3333	300	8
22	Type 6	1	333.3	9	0.3333	300	5
23	Type 6	1	333.3	9	0.3333	300	2
24	Type 6	1	333.3	9	0.3333	300	3
25	Type 6	1	333.3	9	0.3333	300	3
26	Type 6	1	333.3	9	0.3333	300	4
27	Type 6	1	333.3	9	0.3333	300	5
28	Type 6	1	333.3	9	0.3333	300	7
29	Type 6	1	333.3	9	0.3333	300	3

802.11ac (40 MHz), 5310 MHz					
Trial Id	Radar Type	Pulse Width (us)	PRI (us)	Number of Pulses	Waveform Length (us)
0	Type 1	1	938	57	53466
1	Type 1	1	698	76	53048
2	Type 1	1	618	86	53148
3	Type 1	1	538	99	53262
4	Type 1	1	878	61	53558
5	Type 1	1	3066	18	55188
6	Type 1	1	638	83	52954
7	Type 1	1	918	58	53244
8	Type 1	1	838	63	52794
9	Type 1	1	858	62	53196
10	Type 1	1	798	67	53466
11	Type 1	1	718	74	53132
12	Type 1	1	578	92	53176
13	Type 1	1	598	89	53222
14	Type 1	1	558	95	53010
15	Type 1	1	2536	21	53256
16	Type 1	1	966	55	53130
17	Type 1	1	827	64	52928
18	Type 1	1	2501	22	55022
19	Type 1	1	2595	21	54495
20	Type 1	1	1114	48	53472
21	Type 1	1	1302	41	53382
22	Type 1	1	3045	18	54810
23	Type 1	1	1624	33	53592
24	Type 1	1	2878	19	54682
25	Type 1	1	1027	52	53404
26	Type 1	1	2485	22	54670
27	Type 1	1	1600	33	52800
28	Type 1	1	1172	46	53912
29	Type 1	1	1177	45	52965

Trial Id	Radar Type	Pulse Width (us)	PRI (us)	Number of Pulses	Waveform Length (us)
0	Type 2	3.2	179	26	4654
1	Type 2	1.1	207	23	4761
2	Type 2	2.1	230	24	5520
3	Type 2	4.8	200	29	5800
4	Type 2	3.9	214	28	5992
5	Type 2	2.9	222	26	5772
6	Type 2	3.2	204	26	5304
7	Type 2	2.5	192	25	4800
8	Type 2	3.1	164	26	4264
9	Type 2	1.2	156	23	3588
10	Type 2	3.9	210	27	5670
11	Type 2	4.6	201	29	5829
12	Type 2	3.2	162	26	4212
13	Type 2	2.2	197	25	4925
14	Type 2	4.5	163	29	4727
15	Type 2	3	203	26	5278
16	Type 2	5	168	29	4872
17	Type 2	2.4	217	25	5425
18	Type 2	2.9	191	26	4966
19	Type 2	2.3	166	25	4150
20	Type 2	3.7	150	27	4050
21	Type 2	2.2	176	25	4400
22	Type 2	4.9	195	29	5655
23	Type 2	2.9	202	26	5252
24	Type 2	2.5	178	25	4450
25	Type 2	1.1	206	23	4738
26	Type 2	3.8	155	27	4185
27	Type 2	4.7	157	29	4553
28	Type 2	2.4	224	25	5600
29	Type 2	4.2	159	28	4452

Trial Id	Radar Type	Pulse Width (us)	PRI (us)	Number of Pulses	Waveform Length (us)
0	Type 3	8.2	355	17	6035
1	Type 3	6.1	487	16	7792
2	Type 3	7.1	344	16	5504
3	Type 3	9.8	288	18	5184
4	Type 3	8.9	230	18	4140
5	Type 3	7.9	432	17	7344
6	Type 3	8.2	207	17	3519
7	Type 3	7.5	443	17	7531
8	Type 3	8.1	439	17	7463
9	Type 3	6.2	223	16	3568
10	Type 3	8.9	208	18	3744
11	Type 3	9.6	463	18	8334
12	Type 3	8.2	441	17	7497
13	Type 3	7.2	323	16	5168
14	Type 3	9.5	297	18	5346
15	Type 3	8	412	17	7004
16	Type 3	10	324	18	5832
17	Type 3	7.4	271	17	4607
18	Type 3	7.9	349	17	5933
19	Type 3	7.3	409	16	6544
20	Type 3	8.7	373	18	6714
21	Type 3	7.2	254	16	4064
22	Type 3	9.9	274	18	4932
23	Type 3	7.9	278	17	4726
24	Type 3	7.5	317	17	5389
25	Type 3	6.1	260	16	4160
26	Type 3	8.8	211	18	3798
27	Type 3	9.7	272	18	4896
28	Type 3	7.4	264	17	4488
29	Type 3	9.2	284	18	5112

Trial Id	Radar Type	Pulse Width (us)	PRI (us)	Number of Pulses	Waveform Length (us)
0	Type 4	16	355	14	4970
1	Type 4	11.3	487	12	5844
2	Type 4	13.5	344	13	4472
3	Type 4	19.4	288	16	4608
4	Type 4	17.5	230	15	3450
5	Type 4	15.3	432	14	6048
6	Type 4	15.9	207	14	2898
7	Type 4	14.3	443	13	5759
8	Type 4	15.8	439	14	6146
9	Type 4	11.5	223	12	2676
10	Type 4	17.4	208	15	3120
11	Type 4	19	463	16	7408
12	Type 4	16	441	14	6174
13	Type 4	13.8	323	13	4199
14	Type 4	18.9	297	16	4752
15	Type 4	15.5	412	14	5768
16	Type 4	19.9	324	16	5184
17	Type 4	14.1	271	13	3523
18	Type 4	15.2	349	14	4886
19	Type 4	13.8	409	13	5317
20	Type 4	17.1	373	15	5595
21	Type 4	13.8	254	13	3302
22	Type 4	19.8	274	16	4384
23	Type 4	15.3	278	14	3892
24	Type 4	14.5	317	13	4121
25	Type 4	11.3	260	12	3120
26	Type 4	17.3	211	15	3165
27	Type 4	19.2	272	16	4352
28	Type 4	14.2	264	13	3432
29	Type 4	18.2	284	15	4260

Trial Id	Radar Type	Number of Bursts	Burst Period(s)	Waveform Length(s)	Center Frequency (GHz)
0	Type 5	15	0.8	12	5.31
1	Type 5	8	1.5	12	5.31
2	Type 5	11	1.090909	12	5.31
3	Type 5	20	0.6	12	5.31
4	Type 5	17	0.705882	12	5.31
5	Type 5	14	0.857143	12	5.31
6	Type 5	15	0.8	12	5.31
7	Type 5	12	1	12	5.31
8	Type 5	14	0.857143	12	5.31
9	Type 5	8	1.5	12	5.31
10	Type 5	17	0.705882	12	5.297
11	Type 5	19	0.631579	12	5.299
12	Type 5	15	0.8	12	5.296
13	Type 5	12	1	12	5.295
14	Type 5	19	0.631579	12	5.298
15	Type 5	14	0.857143	12	5.296
16	Type 5	20	0.6	12	5.299
17	Type 5	12	1	12	5.295
18	Type 5	14	0.857143	12	5.296
19	Type 5	12	1	12	5.295
20	Type 5	16	0.75	12	5.323
21	Type 5	12	1	12	5.325
22	Type 5	20	0.6	12	5.321
23	Type 5	14	0.857143	12	5.324
24	Type 5	13	0.923077	12	5.325
25	Type 5	8	1.5	12	5.327
26	Type 5	17	0.705882	12	5.323
27	Type 5	19	0.631579	12	5.321
28	Type 5	12	1	12	5.325
29	Type 5	18	0.666667	12	5.322

Trial Id	Radar Type	Pulse Width (us)	PRI (us)	Pulses per Hop	Hopping Rate (KHz)	Hopping Sequence Length (ms)	Visible Frequency Number
0	Type 6	1	333.3	9	0.3333	300	8
1	Type 6	1	333.3	9	0.3333	300	5
2	Type 6	1	333.3	9	0.3333	300	9
3	Type 6	1	333.3	9	0.3333	300	7
4	Type 6	1	333.3	9	0.3333	300	6
5	Type 6	1	333.3	9	0.3333	300	5
6	Type 6	1	333.3	9	0.3333	300	7
7	Type 6	1	333.3	9	0.3333	300	8
8	Type 6	1	333.3	9	0.3333	300	10
9	Type 6	1	333.3	9	0.3333	300	4
10	Type 6	1	333.3	9	0.3333	300	9
11	Type 6	1	333.3	9	0.3333	300	7
12	Type 6	1	333.3	9	0.3333	300	4
13	Type 6	1	333.3	9	0.3333	300	7
14	Type 6	1	333.3	9	0.3333	300	8
15	Type 6	1	333.3	9	0.3333	300	8
16	Type 6	1	333.3	9	0.3333	300	5
17	Type 6	1	333.3	9	0.3333	300	8
18	Type 6	1	333.3	9	0.3333	300	12
19	Type 6	1	333.3	9	0.3333	300	9
20	Type 6	1	333.3	9	0.3333	300	7
21	Type 6	1	333.3	9	0.3333	300	7
22	Type 6	1	333.3	9	0.3333	300	6
23	Type 6	1	333.3	9	0.3333	300	7
24	Type 6	1	333.3	9	0.3333	300	7
25	Type 6	1	333.3	9	0.3333	300	6
26	Type 6	1	333.3	9	0.3333	300	8
27	Type 6	1	333.3	9	0.3333	300	7
28	Type 6	1	333.3	9	0.3333	300	11
29	Type 6	1	333.3	9	0.3333	300	8

802.11ac (40 MHz), 5510 MHz					
Trial Id	Radar Type	Pulse Width (us)	PRI (us)	Number of Pulses	Waveform Length (us)
0	Type 1	1	938	57	53466
1	Type 1	1	698	76	53048
2	Type 1	1	618	86	53148
3	Type 1	1	538	99	53262
4	Type 1	1	878	61	53558
5	Type 1	1	3066	18	55188
6	Type 1	1	638	83	52954
7	Type 1	1	918	58	53244
8	Type 1	1	838	63	52794
9	Type 1	1	858	62	53196
10	Type 1	1	798	67	53466
11	Type 1	1	718	74	53132
12	Type 1	1	578	92	53176
13	Type 1	1	598	89	53222
14	Type 1	1	558	95	53010
15	Type 1	1	2536	21	53256
16	Type 1	1	966	55	53130
17	Type 1	1	827	64	52928
18	Type 1	1	2501	22	55022
19	Type 1	1	2595	21	54495
20	Type 1	1	1114	48	53472
21	Type 1	1	1302	41	53382
22	Type 1	1	3045	18	54810
23	Type 1	1	1624	33	53592
24	Type 1	1	2878	19	54682
25	Type 1	1	1027	52	53404
26	Type 1	1	2485	22	54670
27	Type 1	1	1600	33	52800
28	Type 1	1	1172	46	53912
29	Type 1	1	1177	45	52965

Trial Id	Radar Type	Pulse Width (us)	PRI (us)	Number of Pulses	Waveform Length (us)
0	Type 2	3.2	179	26	4654
1	Type 2	1.1	207	23	4761
2	Type 2	2.1	230	24	5520
3	Type 2	4.8	200	29	5800
4	Type 2	3.9	214	28	5992
5	Type 2	2.9	222	26	5772
6	Type 2	3.2	204	26	5304
7	Type 2	2.5	192	25	4800
8	Type 2	3.1	164	26	4264
9	Type 2	1.2	156	23	3588
10	Type 2	3.9	210	27	5670
11	Type 2	4.6	201	29	5829
12	Type 2	3.2	162	26	4212
13	Type 2	2.2	197	25	4925
14	Type 2	4.5	163	29	4727
15	Type 2	3	203	26	5278
16	Type 2	5	168	29	4872
17	Type 2	2.4	217	25	5425
18	Type 2	2.9	191	26	4966
19	Type 2	2.3	166	25	4150
20	Type 2	3.7	150	27	4050
21	Type 2	2.2	176	25	4400
22	Type 2	4.9	195	29	5655
23	Type 2	2.9	202	26	5252
24	Type 2	2.5	178	25	4450
25	Type 2	1.1	206	23	4738
26	Type 2	3.8	155	27	4185
27	Type 2	4.7	157	29	4553
28	Type 2	2.4	224	25	5600
29	Type 2	4.2	159	28	4452

Trial Id	Radar Type	Pulse Width (us)	PRI (us)	Number of Pulses	Waveform Length (us)
0	Type 3	8.2	355	17	6035
1	Type 3	6.1	487	16	7792
2	Type 3	7.1	344	16	5504
3	Type 3	9.8	288	18	5184
4	Type 3	8.9	230	18	4140
5	Type 3	7.9	432	17	7344
6	Type 3	8.2	207	17	3519
7	Type 3	7.5	443	17	7531
8	Type 3	8.1	439	17	7463
9	Type 3	6.2	223	16	3568
10	Type 3	8.9	208	18	3744
11	Type 3	9.6	463	18	8334
12	Type 3	8.2	441	17	7497
13	Type 3	7.2	323	16	5168
14	Type 3	9.5	297	18	5346
15	Type 3	8	412	17	7004
16	Type 3	10	324	18	5832
17	Type 3	7.4	271	17	4607
18	Type 3	7.9	349	17	5933
19	Type 3	7.3	409	16	6544
20	Type 3	8.7	373	18	6714
21	Type 3	7.2	254	16	4064
22	Type 3	9.9	274	18	4932
23	Type 3	7.9	278	17	4726
24	Type 3	7.5	317	17	5389
25	Type 3	6.1	260	16	4160
26	Type 3	8.8	211	18	3798
27	Type 3	9.7	272	18	4896
28	Type 3	7.4	264	17	4488
29	Type 3	9.2	284	18	5112

Trial Id	Radar Type	Pulse Width (us)	PRI (us)	Number of Pulses	Waveform Length (us)
0	Type 4	16	355	14	4970
1	Type 4	11.3	487	12	5844
2	Type 4	13.5	344	13	4472
3	Type 4	19.4	288	16	4608
4	Type 4	17.5	230	15	3450
5	Type 4	15.3	432	14	6048
6	Type 4	15.9	207	14	2898
7	Type 4	14.3	443	13	5759
8	Type 4	15.8	439	14	6146
9	Type 4	11.5	223	12	2676
10	Type 4	17.4	208	15	3120
11	Type 4	19	463	16	7408
12	Type 4	16	441	14	6174
13	Type 4	13.8	323	13	4199
14	Type 4	18.9	297	16	4752
15	Type 4	15.5	412	14	5768
16	Type 4	19.9	324	16	5184
17	Type 4	14.1	271	13	3523
18	Type 4	15.2	349	14	4886
19	Type 4	13.8	409	13	5317
20	Type 4	17.1	373	15	5595
21	Type 4	13.8	254	13	3302
22	Type 4	19.8	274	16	4384
23	Type 4	15.3	278	14	3892
24	Type 4	14.5	317	13	4121
25	Type 4	11.3	260	12	3120
26	Type 4	17.3	211	15	3165
27	Type 4	19.2	272	16	4352
28	Type 4	14.2	264	13	3432
29	Type 4	18.2	284	15	4260

Trial Id	Radar Type	Number of Bursts	Burst Period(s)	Waveform Length(s)	Center Frequency (GHz)
0	Type 5	15	0.8	12	5.51
1	Type 5	8	1.5	12	5.51
2	Type 5	11	1.090909	12	5.51
3	Type 5	20	0.6	12	5.51
4	Type 5	17	0.705882	12	5.51
5	Type 5	14	0.857143	12	5.51
6	Type 5	15	0.8	12	5.51
7	Type 5	12	1	12	5.51
8	Type 5	14	0.857143	12	5.51
9	Type 5	8	1.5	12	5.51
10	Type 5	17	0.705882	12	5.497
11	Type 5	19	0.631579	12	5.499
12	Type 5	15	0.8	12	5.496
13	Type 5	12	1	12	5.495
14	Type 5	19	0.631579	12	5.498
15	Type 5	14	0.857143	12	5.496
16	Type 5	20	0.6	12	5.499
17	Type 5	12	1	12	5.495
18	Type 5	14	0.857143	12	5.496
19	Type 5	12	1	12	5.495
20	Type 5	16	0.75	12	5.523
21	Type 5	12	1	12	5.525
22	Type 5	20	0.6	12	5.521
23	Type 5	14	0.857143	12	5.524
24	Type 5	13	0.923077	12	5.525
25	Type 5	8	1.5	12	5.527
26	Type 5	17	0.705882	12	5.523
27	Type 5	19	0.631579	12	5.521
28	Type 5	12	1	12	5.525
29	Type 5	18	0.666667	12	5.522

Trial Id	Radar Type	Pulse Width (us)	PRI (us)	Pulses per Hop	Hopping Rate (KHz)	Hopping Sequence Length (ms)	Visible Frequency Number
0	Type 6	1	333.3	9	0.3333	300	7
1	Type 6	1	333.3	9	0.3333	300	3
2	Type 6	1	333.3	9	0.3333	300	8
3	Type 6	1	333.3	9	0.3333	300	11
4	Type 6	1	333.3	9	0.3333	300	5
5	Type 6	1	333.3	9	0.3333	300	7
6	Type 6	1	333.3	9	0.3333	300	6
7	Type 6	1	333.3	9	0.3333	300	10
8	Type 6	1	333.3	9	0.3333	300	9
9	Type 6	1	333.3	9	0.3333	300	5
10	Type 6	1	333.3	9	0.3333	300	8
11	Type 6	1	333.3	9	0.3333	300	14
12	Type 6	1	333.3	9	0.3333	300	9
13	Type 6	1	333.3	9	0.3333	300	9
14	Type 6	1	333.3	9	0.3333	300	7
15	Type 6	1	333.3	9	0.3333	300	10
16	Type 6	1	333.3	9	0.3333	300	6
17	Type 6	1	333.3	9	0.3333	300	10
18	Type 6	1	333.3	9	0.3333	300	7
19	Type 6	1	333.3	9	0.3333	300	12
20	Type 6	1	333.3	9	0.3333	300	12
21	Type 6	1	333.3	9	0.3333	300	10
22	Type 6	1	333.3	9	0.3333	300	12
23	Type 6	1	333.3	9	0.3333	300	7
24	Type 6	1	333.3	9	0.3333	300	7
25	Type 6	1	333.3	9	0.3333	300	7
26	Type 6	1	333.3	9	0.3333	300	7
27	Type 6	1	333.3	9	0.3333	300	10
28	Type 6	1	333.3	9	0.3333	300	8
29	Type 6	1	333.3	9	0.3333	300	8

802.11ac (80 MHz), 5290 MHz					
Trial Id	Radar Type	Pulse Width (us)	PRI (us)	Number of Pulses	Waveform Length (us)
0	Type 1	1	938	57	53466
1	Type 1	1	698	76	53048
2	Type 1	1	618	86	53148
3	Type 1	1	538	99	53262
4	Type 1	1	878	61	53558
5	Type 1	1	3066	18	55188
6	Type 1	1	638	83	52954
7	Type 1	1	918	58	53244
8	Type 1	1	838	63	52794
9	Type 1	1	858	62	53196
10	Type 1	1	798	67	53466
11	Type 1	1	718	74	53132
12	Type 1	1	578	92	53176
13	Type 1	1	598	89	53222
14	Type 1	1	558	95	53010
15	Type 1	1	2536	21	53256
16	Type 1	1	966	55	53130
17	Type 1	1	827	64	52928
18	Type 1	1	2501	22	55022
19	Type 1	1	2595	21	54495
20	Type 1	1	1114	48	53472
21	Type 1	1	1302	41	53382
22	Type 1	1	3045	18	54810
23	Type 1	1	1624	33	53592
24	Type 1	1	2878	19	54682
25	Type 1	1	1027	52	53404
26	Type 1	1	2485	22	54670
27	Type 1	1	1600	33	52800
28	Type 1	1	1172	46	53912
29	Type 1	1	1177	45	52965

Trial Id	Radar Type	Pulse Width (us)	PRI (us)	Number of Pulses	Waveform Length (us)
0	Type 2	3.2	179	26	4654
1	Type 2	1.1	207	23	4761
2	Type 2	2.1	230	24	5520
3	Type 2	4.8	200	29	5800
4	Type 2	3.9	214	28	5992
5	Type 2	2.9	222	26	5772
6	Type 2	3.2	204	26	5304
7	Type 2	2.5	192	25	4800
8	Type 2	3.1	164	26	4264
9	Type 2	1.2	156	23	3588
10	Type 2	3.9	210	27	5670
11	Type 2	4.6	201	29	5829
12	Type 2	3.2	162	26	4212
13	Type 2	2.2	197	25	4925
14	Type 2	4.5	163	29	4727
15	Type 2	3	203	26	5278
16	Type 2	5	168	29	4872
17	Type 2	2.4	217	25	5425
18	Type 2	2.9	191	26	4966
19	Type 2	2.3	166	25	4150
20	Type 2	3.7	150	27	4050
21	Type 2	2.2	176	25	4400
22	Type 2	4.9	195	29	5655
23	Type 2	2.9	202	26	5252
24	Type 2	2.5	178	25	4450
25	Type 2	1.1	206	23	4738
26	Type 2	3.8	155	27	4185
27	Type 2	4.7	157	29	4553
28	Type 2	2.4	224	25	5600
29	Type 2	4.2	159	28	4452

Trial Id	Radar Type	Pulse Width (us)	PRI (us)	Number of Pulses	Waveform Length (us)
0	Type 3	8.2	355	17	6035
1	Type 3	6.1	487	16	7792
2	Type 3	7.1	344	16	5504
3	Type 3	9.8	288	18	5184
4	Type 3	8.9	230	18	4140
5	Type 3	7.9	432	17	7344
6	Type 3	8.2	207	17	3519
7	Type 3	7.5	443	17	7531
8	Type 3	8.1	439	17	7463
9	Type 3	6.2	223	16	3568
10	Type 3	8.9	208	18	3744
11	Type 3	9.6	463	18	8334
12	Type 3	8.2	441	17	7497
13	Type 3	7.2	323	16	5168
14	Type 3	9.5	297	18	5346
15	Type 3	8	412	17	7004
16	Type 3	10	324	18	5832
17	Type 3	7.4	271	17	4607
18	Type 3	7.9	349	17	5933
19	Type 3	7.3	409	16	6544
20	Type 3	8.7	373	18	6714
21	Type 3	7.2	254	16	4064
22	Type 3	9.9	274	18	4932
23	Type 3	7.9	278	17	4726
24	Type 3	7.5	317	17	5389
25	Type 3	6.1	260	16	4160
26	Type 3	8.8	211	18	3798
27	Type 3	9.7	272	18	4896
28	Type 3	7.4	264	17	4488
29	Type 3	9.2	284	18	5112

Trial Id	Radar Type	Pulse Width (us)	PRI (us)	Number of Pulses	Waveform Length (us)
0	Type 4	16	355	14	4970
1	Type 4	11.3	487	12	5844
2	Type 4	13.5	344	13	4472
3	Type 4	19.4	288	16	4608
4	Type 4	17.5	230	15	3450
5	Type 4	15.3	432	14	6048
6	Type 4	15.9	207	14	2898
7	Type 4	14.3	443	13	5759
8	Type 4	15.8	439	14	6146
9	Type 4	11.5	223	12	2676
10	Type 4	17.4	208	15	3120
11	Type 4	19	463	16	7408
12	Type 4	16	441	14	6174
13	Type 4	13.8	323	13	4199
14	Type 4	18.9	297	16	4752
15	Type 4	15.5	412	14	5768
16	Type 4	19.9	324	16	5184
17	Type 4	14.1	271	13	3523
18	Type 4	15.2	349	14	4886
19	Type 4	13.8	409	13	5317
20	Type 4	17.1	373	15	5595
21	Type 4	13.8	254	13	3302
22	Type 4	19.8	274	16	4384
23	Type 4	15.3	278	14	3892
24	Type 4	14.5	317	13	4121
25	Type 4	11.3	260	12	3120
26	Type 4	17.3	211	15	3165
27	Type 4	19.2	272	16	4352
28	Type 4	14.2	264	13	3432
29	Type 4	18.2	284	15	4260

Trial Id	Radar Type	Number of Bursts	Burst Period(s)	Waveform Length(s)	Center Frequency (GHz)
0	Type 5	15	0.8	12	5.29
1	Type 5	8	1.5	12	5.29
2	Type 5	11	1.090909	12	5.29
3	Type 5	20	0.6	12	5.29
4	Type 5	17	0.705882	12	5.29
5	Type 5	14	0.857143	12	5.29
6	Type 5	15	0.8	12	5.29
7	Type 5	12	1	12	5.29
8	Type 5	14	0.857143	12	5.29
9	Type 5	8	1.5	12	5.29
10	Type 5	17	0.705882	12	5.258
11	Type 5	19	0.631579	12	5.259
12	Type 5	15	0.8	12	5.257
13	Type 5	12	1	12	5.256
14	Type 5	19	0.631579	12	5.259
15	Type 5	14	0.857143	12	5.256
16	Type 5	20	0.6	12	5.26
17	Type 5	12	1	12	5.256
18	Type 5	14	0.857143	12	5.256
19	Type 5	12	1	12	5.256
20	Type 5	16	0.75	12	5.322
21	Type 5	12	1	12	5.325
22	Type 5	20	0.6	12	5.32
23	Type 5	14	0.857143	12	5.324
24	Type 5	13	0.923077	12	5.324
25	Type 5	8	1.5	12	5.326
26	Type 5	17	0.705882	12	5.322
27	Type 5	19	0.631579	12	5.321
28	Type 5	12	1	12	5.324
29	Type 5	18	0.666667	12	5.322

Trial Id	Radar Type	Pulse Width (us)	PRI (us)	Pulses per Hop	Hopping Rate (KHz)	Hopping Sequence Length (ms)	Visible Frequency Number
0	Type 6	1	333.3	9	0.3333	300	19
1	Type 6	1	333.3	9	0.3333	300	12
2	Type 6	1	333.3	9	0.3333	300	17
3	Type 6	1	333.3	9	0.3333	300	14
4	Type 6	1	333.3	9	0.3333	300	16
5	Type 6	1	333.3	9	0.3333	300	18
6	Type 6	1	333.3	9	0.3333	300	17
7	Type 6	1	333.3	9	0.3333	300	22
8	Type 6	1	333.3	9	0.3333	300	19
9	Type 6	1	333.3	9	0.3333	300	16
10	Type 6	1	333.3	9	0.3333	300	15
11	Type 6	1	333.3	9	0.3333	300	13
12	Type 6	1	333.3	9	0.3333	300	13
13	Type 6	1	333.3	9	0.3333	300	17
14	Type 6	1	333.3	9	0.3333	300	16
15	Type 6	1	333.3	9	0.3333	300	19
16	Type 6	1	333.3	9	0.3333	300	15
17	Type 6	1	333.3	9	0.3333	300	18
18	Type 6	1	333.3	9	0.3333	300	21
19	Type 6	1	333.3	9	0.3333	300	21
20	Type 6	1	333.3	9	0.3333	300	14
21	Type 6	1	333.3	9	0.3333	300	15
22	Type 6	1	333.3	9	0.3333	300	10
23	Type 6	1	333.3	9	0.3333	300	14
24	Type 6	1	333.3	9	0.3333	300	14
25	Type 6	1	333.3	9	0.3333	300	14
26	Type 6	1	333.3	9	0.3333	300	15
27	Type 6	1	333.3	9	0.3333	300	16
28	Type 6	1	333.3	9	0.3333	300	19
29	Type 6	1	333.3	9	0.3333	300	15

802.11ac (80 MHz), 5530 MHz					
Trial Id	Radar Type	Pulse Width (us)	PRI (us)	Number of Pulses	Waveform Length (us)
0	Type 1	1	938	57	53466
1	Type 1	1	698	76	53048
2	Type 1	1	618	86	53148
3	Type 1	1	538	99	53262
4	Type 1	1	878	61	53558
5	Type 1	1	3066	18	55188
6	Type 1	1	638	83	52954
7	Type 1	1	918	58	53244
8	Type 1	1	838	63	52794
9	Type 1	1	858	62	53196
10	Type 1	1	798	67	53466
11	Type 1	1	718	74	53132
12	Type 1	1	578	92	53176
13	Type 1	1	598	89	53222
14	Type 1	1	558	95	53010
15	Type 1	1	2536	21	53256
16	Type 1	1	966	55	53130
17	Type 1	1	827	64	52928
18	Type 1	1	2501	22	55022
19	Type 1	1	2595	21	54495
20	Type 1	1	1114	48	53472
21	Type 1	1	1302	41	53382
22	Type 1	1	3045	18	54810
23	Type 1	1	1624	33	53592
24	Type 1	1	2878	19	54682
25	Type 1	1	1027	52	53404
26	Type 1	1	2485	22	54670
27	Type 1	1	1600	33	52800
28	Type 1	1	1172	46	53912
29	Type 1	1	1177	45	52965

Trial Id	Radar Type	Pulse Width (us)	PRI (us)	Number of Pulses	Waveform Length (us)
0	Type 2	3.2	179	26	4654
1	Type 2	1.1	207	23	4761
2	Type 2	2.1	230	24	5520
3	Type 2	4.8	200	29	5800
4	Type 2	3.9	214	28	5992
5	Type 2	2.9	222	26	5772
6	Type 2	3.2	204	26	5304
7	Type 2	2.5	192	25	4800
8	Type 2	3.1	164	26	4264
9	Type 2	1.2	156	23	3588
10	Type 2	3.9	210	27	5670
11	Type 2	4.6	201	29	5829
12	Type 2	3.2	162	26	4212
13	Type 2	2.2	197	25	4925
14	Type 2	4.5	163	29	4727
15	Type 2	3	203	26	5278
16	Type 2	5	168	29	4872
17	Type 2	2.4	217	25	5425
18	Type 2	2.9	191	26	4966
19	Type 2	2.3	166	25	4150
20	Type 2	3.7	150	27	4050
21	Type 2	2.2	176	25	4400
22	Type 2	4.9	195	29	5655
23	Type 2	2.9	202	26	5252
24	Type 2	2.5	178	25	4450
25	Type 2	1.1	206	23	4738
26	Type 2	3.8	155	27	4185
27	Type 2	4.7	157	29	4553
28	Type 2	2.4	224	25	5600
29	Type 2	4.2	159	28	4452

Trial Id	Radar Type	Pulse Width (us)	PRI (us)	Number of Pulses	Waveform Length (us)
0	Type 3	8.2	355	17	6035
1	Type 3	6.1	487	16	7792
2	Type 3	7.1	344	16	5504
3	Type 3	9.8	288	18	5184
4	Type 3	8.9	230	18	4140
5	Type 3	7.9	432	17	7344
6	Type 3	8.2	207	17	3519
7	Type 3	7.5	443	17	7531
8	Type 3	8.1	439	17	7463
9	Type 3	6.2	223	16	3568
10	Type 3	8.9	208	18	3744
11	Type 3	9.6	463	18	8334
12	Type 3	8.2	441	17	7497
13	Type 3	7.2	323	16	5168
14	Type 3	9.5	297	18	5346
15	Type 3	8	412	17	7004
16	Type 3	10	324	18	5832
17	Type 3	7.4	271	17	4607
18	Type 3	7.9	349	17	5933
19	Type 3	7.3	409	16	6544
20	Type 3	8.7	373	18	6714
21	Type 3	7.2	254	16	4064
22	Type 3	9.9	274	18	4932
23	Type 3	7.9	278	17	4726
24	Type 3	7.5	317	17	5389
25	Type 3	6.1	260	16	4160
26	Type 3	8.8	211	18	3798
27	Type 3	9.7	272	18	4896
28	Type 3	7.4	264	17	4488
29	Type 3	9.2	284	18	5112

Trial Id	Radar Type	Pulse Width (us)	PRI (us)	Number of Pulses	Waveform Length (us)
0	Type 4	16	355	14	4970
1	Type 4	11.3	487	12	5844
2	Type 4	13.5	344	13	4472
3	Type 4	19.4	288	16	4608
4	Type 4	17.5	230	15	3450
5	Type 4	15.3	432	14	6048
6	Type 4	15.9	207	14	2898
7	Type 4	14.3	443	13	5759
8	Type 4	15.8	439	14	6146
9	Type 4	11.5	223	12	2676
10	Type 4	17.4	208	15	3120
11	Type 4	19	463	16	7408
12	Type 4	16	441	14	6174
13	Type 4	13.8	323	13	4199
14	Type 4	18.9	297	16	4752
15	Type 4	15.5	412	14	5768
16	Type 4	19.9	324	16	5184
17	Type 4	14.1	271	13	3523
18	Type 4	15.2	349	14	4886
19	Type 4	13.8	409	13	5317
20	Type 4	17.1	373	15	5595
21	Type 4	13.8	254	13	3302
22	Type 4	19.8	274	16	4384
23	Type 4	15.3	278	14	3892
24	Type 4	14.5	317	13	4121
25	Type 4	11.3	260	12	3120
26	Type 4	17.3	211	15	3165
27	Type 4	19.2	272	16	4352
28	Type 4	14.2	264	13	3432
29	Type 4	18.2	284	15	4260

Trial Id	Radar Type	Number of Bursts	Burst Period(s)	Waveform Length(s)	Center Frequency (GHz)
0	Type 5	15	0.8	12	5.53
1	Type 5	8	1.5	12	5.53
2	Type 5	11	1.090909	12	5.53
3	Type 5	20	0.6	12	5.53
4	Type 5	17	0.705882	12	5.53
5	Type 5	14	0.857143	12	5.53
6	Type 5	15	0.8	12	5.53
7	Type 5	12	1	12	5.53
8	Type 5	14	0.857143	12	5.53
9	Type 5	8	1.5	12	5.53
10	Type 5	17	0.705882	12	5.498
11	Type 5	19	0.631579	12	5.499
12	Type 5	15	0.8	12	5.497
13	Type 5	12	1	12	5.496
14	Type 5	19	0.631579	12	5.499
15	Type 5	14	0.857143	12	5.496
16	Type 5	20	0.6	12	5.5
17	Type 5	12	1	12	5.496
18	Type 5	14	0.857143	12	5.496
19	Type 5	12	1	12	5.496
20	Type 5	16	0.75	12	5.562
21	Type 5	12	1	12	5.565
22	Type 5	20	0.6	12	5.56
23	Type 5	14	0.857143	12	5.564
24	Type 5	13	0.923077	12	5.564
25	Type 5	8	1.5	12	5.566
26	Type 5	17	0.705882	12	5.562
27	Type 5	19	0.631579	12	5.561
28	Type 5	12	1	12	5.564
29	Type 5	18	0.666667	12	5.562

Trial Id	Radar Type	Pulse Width (us)	PRI (us)	Pulses per Hop	Hopping Rate (KHz)	Hopping Sequence Length (ms)	Visible Frequency Number
0	Type 6	1	333.3	9	0.3333	300	17
1	Type 6	1	333.3	9	0.3333	300	13
2	Type 6	1	333.3	9	0.3333	300	14
3	Type 6	1	333.3	9	0.3333	300	19
4	Type 6	1	333.3	9	0.3333	300	11
5	Type 6	1	333.3	9	0.3333	300	13
6	Type 6	1	333.3	9	0.3333	300	13
7	Type 6	1	333.3	9	0.3333	300	17
8	Type 6	1	333.3	9	0.3333	300	15
9	Type 6	1	333.3	9	0.3333	300	17
10	Type 6	1	333.3	9	0.3333	300	16
11	Type 6	1	333.3	9	0.3333	300	23
12	Type 6	1	333.3	9	0.3333	300	22
13	Type 6	1	333.3	9	0.3333	300	16
14	Type 6	1	333.3	9	0.3333	300	15
15	Type 6	1	333.3	9	0.3333	300	21
16	Type 6	1	333.3	9	0.3333	300	14
17	Type 6	1	333.3	9	0.3333	300	22
18	Type 6	1	333.3	9	0.3333	300	12
19	Type 6	1	333.3	9	0.3333	300	17
20	Type 6	1	333.3	9	0.3333	300	20
21	Type 6	1	333.3	9	0.3333	300	18
22	Type 6	1	333.3	9	0.3333	300	23
23	Type 6	1	333.3	9	0.3333	300	14
24	Type 6	1	333.3	9	0.3333	300	13
25	Type 6	1	333.3	9	0.3333	300	16
26	Type 6	1	333.3	9	0.3333	300	15
27	Type 6	1	333.3	9	0.3333	300	19
28	Type 6	1	333.3	9	0.3333	300	18
29	Type 6	1	333.3	9	0.3333	300	15