


Appendix A

➤ Test Setup Photograph <AC Power Line Conducted Emission>

Description: Front View of Conducted Emission Test Setup




Description: Back View of Conducted Emission Test Setup



<Radiated Emission>


Description: Front View of Radiated Emission Test Setup (9 kHz ~ 30 MHz)



Description: Back View of Radiated Emission Test Setup (9 kHz ~ 30 MHz)



Description: Front View of Radiated Emission Test Setup (30 MHz ~ 1 GHz)



Description: Back View of Radiated Emission Test Setup (30 MHz ~ 1 GHz)

