


## Appendix A

### ➤ Test Setup Photograph <AC Power Line Conducted Emission>

Description: Front View of Conducted Emission Test Setup




Description: Back View of Conducted Emission Test Setup




**<Radiated Emission>**


Description: Front View of Radiated Emission Test Setup (30 MHz ~ 1 GHz)



Description: Back View of Radiated Emission Test Setup (30 MHz ~ 1 GHz)



Description: Front View of Radiated Emission Test Setup (Above 1 GHz)



Description: Back View of Radiated Emission Test Setup (Above 1 GHz)

