

## Appendix A


### ➤ Test Setup Photograph

#### <AC Power Line Conducted Emission>

Description : Front View of Conducted Emission Test Setup




Description : Back View of Conducted Emission Test Setup




**<Radiated Emission>**

Description : Front View of Radiated Emission Test Setup (30 MHz ~ 1 GHz)




Description : Back View of Radiated Emission Test Setup (30 MHz ~ 1 GHz)





Description : Front View of Radiated Emission Test Setup (Above 1 GHz)



Description : Back View of Radiated Emission Test Setup (Above 1 GHz)

