


Test Report No. R163430

Appendix 1


Photographs of the Test Setup

AC Power Line Conducted Emission




**Test Report No. R163430**  
**Appendix 1 (Continued)**

**Radiated Spurious Emission (Below 1 GHz)**




**Radiated Spurious Emission (Above 1 GHz)**



---

**Test Report No. R163430**  
**Appendix 1 (Continued)**

**20 dB Bandwidth / Carrier Frequency Separation / Number of Hopping Frequency /  
Average Time of Occupancy / Maximum Peak Conducted Output Power and E.I.R.P. /  
Conducted Spurious Emission / Band Edge Measurement / Occupied Bandwidth**



**Test Report No. R163430**  
**Appendix 1 (Continued)**

**Angle of EUT**

**X axis**

**Front View**



**Y axis**

**Front View**



**Z axis**

**Front View**

