



**APPENDIX 3: Photographs of test setup**

**Conducted Emission**



**Photo 1**



**Photo 2**

---

**UL Japan, Inc.**


**Ise EMC Lab.**

4383-326 Asama-cho, Ise-shi, Mie-ken 516-0021 JAPAN


Telephone : +81 596 24 8999

Facsimile : +81 596 24 8124

## Radiated Emission



**Photo 1**



**Photo 2**

---

**UL Japan, Inc.**

**Ise EMC Lab.**

4383-326 Asama-cho, Ise-shi, Mie-ken 516-0021 JAPAN

Telephone : +81 596 24 8999

Facsimile : +81 596 24 8124

**Worst Case Position**


Below 30 MHz

X-axis


Above 30 MHz

Horizontal: Y-axis / Vertical: Y-axis


**X-axis**



**Y-axis**



**Z-axis**



---

**UL Japan, Inc.**


**Ise EMC Lab.**

4383-326 Asama-cho, Ise-shi, Mie-ken 516-0021 JAPAN


Telephone : +81 596 24 8999

Facsimile : +81 596 24 8124

**Worst Case Position**



**Without Actuator (Worst)**



**With Actuator**

**End of Report**

---

**UL Japan, Inc.**

**Ise EMC Lab.**

4383-326 Asama-cho, Ise-shi, Mie-ken 516-0021 JAPAN

Telephone : +81 596 24 8999

Facsimile : +81 596 24 8124