

APPENDIX 3: Photographs of test setup

Conducted Emission



Photo 1




Photo 2

UL Japan, Inc.

Ise EMC Lab.

4383-326 Asama-cho, Ise-shi, Mie-ken 516-0021 JAPAN

Telephone : +81 596 24 8999

Facsimile : +81 596 24 8124

Radiated Spurious Emission




Photo 1



Photo 2

UL Japan, Inc.

Ise EMC Lab.

4383-326 Asama-cho, Ise-shi, Mie-ken 516-0021 JAPAN

Telephone : +81 596 24 8999

Facsimile : +81 596 24 8124

Worst Case Position

| | Horizontal | Vertical |
|---|-------------------|-------------------|
| Band edge / Other | X | Z |
| Detected noise (6906 MHz - 7766 MHz) / 2nd harmonic | Y | Y |
| Below 1GHz | With Cradle Type1 | With Cradle Type1 |


X-axis



Y-axis



Z-axis



With Cradle Type1



With Cradle Type2



End of Report

UL Japan, Inc.

Ise EMC Lab.

4383-326 Asama-cho, Ise-shi, Mie-ken 516-0021 JAPAN

Telephone : +81 596 24 8999

Facsimile : +81 596 24 8124