


**APPENDIX 3: Photographs of test setup**

**Conducted Emission**



**Photo 1**



**Photo 2**

---

**UL Japan, Inc.**


**Ise EMC Lab.**

4383-326 Asama-cho, Ise-shi, Mie-ken 516-0021 JAPAN


Telephone : +81 596 24 8999

Facsimile : +81 596 24 8124

**Radiated Spurious Emission**



**Photo 1**



**Photo 2**

---

**UL Japan, Inc.**

**Ise EMC Lab.**

4383-326 Asama-cho, Ise-shi, Mie-ken 516-0021 JAPAN


Telephone : +81 596 24 8999

Facsimile : +81 596 24 8124

**Worst Case Position**

	Horizontal	Vertical
Band edge / Other	X	Z
2nd harmonic	Y	Y
Below 1GHz	With Cradle Type1	With Cradle Type1

**X-axis**



**With Cradle Type1**




**Y-axis**



**With Cradle Type2**



**Z-axis**



**End of Report**