

APPENDIX 3: Photographs of test setup

Conducted Emission



Photo 1




Photo 2

UL Japan, Inc.

Ise EMC Lab.

4383-326 Asama-cho, Ise-shi, Mie-ken 516-0021 JAPAN

Telephone : +81 596 24 8999

Facsimile : +81 596 24 8124

Radiated Spurious Emission




Photo 1




Photo 2

UL Japan, Inc.

Ise EMC Lab.

4383-326 Asama-cho, Ise-shi, Mie-ken 516-0021 JAPAN


Telephone : +81 596 24 8999

Facsimile : +81 596 24 8124

Worst Case Position

	Horizontal	Vertical
1-10GHz / 18-26.5GHz	X	Z
10-18GHz	With Cradle Type2	With Cradle Type2
Below 1GHz	With Cradle Type1	With Cradle Type1


X-axis



Y-axis



Z-axis



With Cradle Type1



With Cradle Type2



End of Report

UL Japan, Inc.

Ise EMC Lab.

4383-326 Asama-cho, Ise-shi, Mie-ken 516-0021 JAPAN

Telephone : +81 596 24 8999

Facsimile : +81 596 24 8124