

APPENDIX 3: Photographs of test setup

Conducted Emission



Photo 1



Photo 2

UL Japan, Inc.

Ise EMC Lab.

4383-326 Asama-cho, Ise-shi, Mie-ken 516-0021 JAPAN

Telephone : +81 596 24 8999

Facsimile : +81 596 24 8124

Radiated Spurious Emission




Photo 1




Photo 2

UL Japan, Inc.

Ise EMC Lab.

4383-326 Asama-cho, Ise-shi, Mie-ken 516-0021 JAPAN

Telephone : +81 596 24 8999

Facsimile : +81 596 24 8124

Worst Case Position

	Horizontal	Vertical
1-10GHz / 18-26.5GHz	Y	Z
10-18GHz	With Cradle Type1	With Cradle Type1
Below 1GHz	With Cradle Type1	With Cradle Type1

X-axis




With Cradle Type1



Y-axis



With Cradle Type2



Z-axis



End of Report

UL Japan, Inc.

Ise EMC Lab.

4383-326 Asama-cho, Ise-shi, Mie-ken 516-0021 JAPAN

Telephone : +81 596 24 8999

Facsimile : +81 596 24 8124