




Plot 2. Conducted Emission, Neutral Line Plot



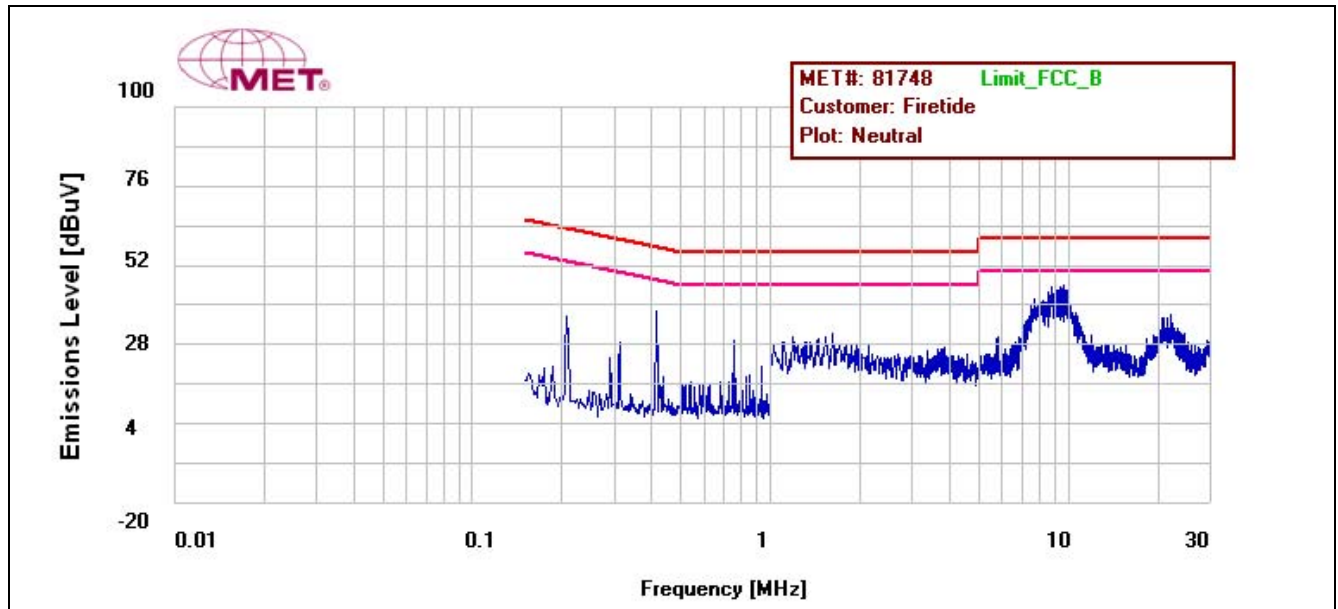
Photograph 2. Conducted Emissions, Test Setup



Photograph 3 Radiated Emission Test Setup 30 MHz – 1 GHz



Photograph 4. Radiated Emission Test Setup 1 GHz – 6 GHz




Plot 7. §15.207 Conducted Emissions, Neutral Line Plot, 7200 Outdoor Unit




Photograph 5. Conducted Emissions, Test Setup



Photograph 6. Test Equipment and Setup for Various Radiated Measurements, 9 dBi Omni



Photograph 7. Test Equipment and Setup for Various Radiated Measurements, 16 dBi Sector



Photograph 8. Test Equipment and Setup for Various Radiated Measurements, 19 dBi Panel