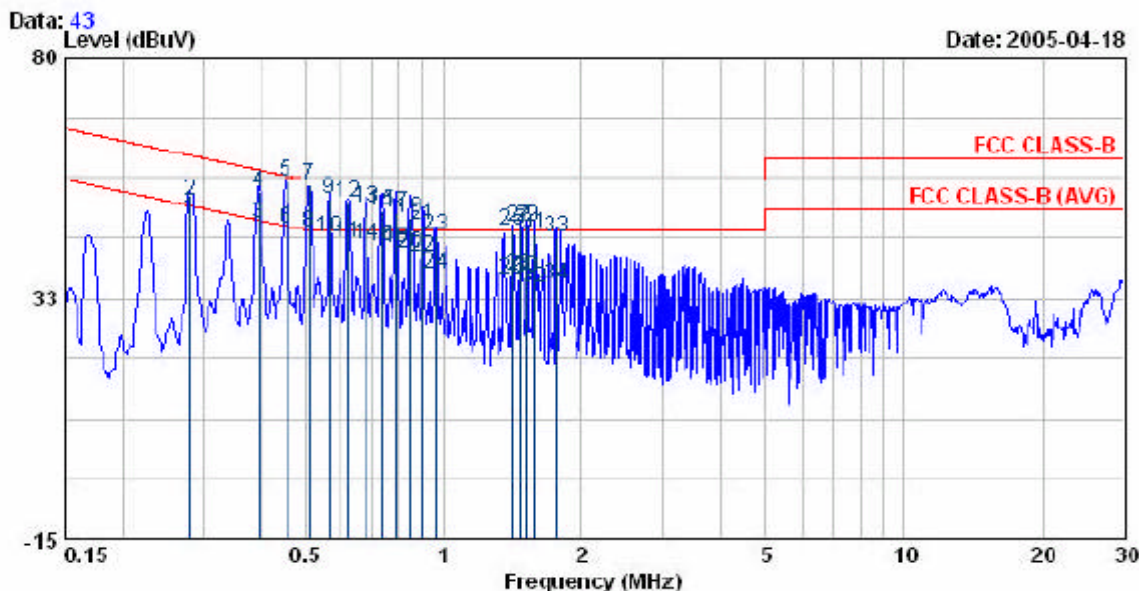


Antenna type 2: external GP-Antenna.

EUT : Razor
 Power : AC 110V
 Test Mode : 802.11b CH 1
 Memo :

Pol/Phase : NEUTRAL
 Temperature : 26 °C
 Humidity : 58 %

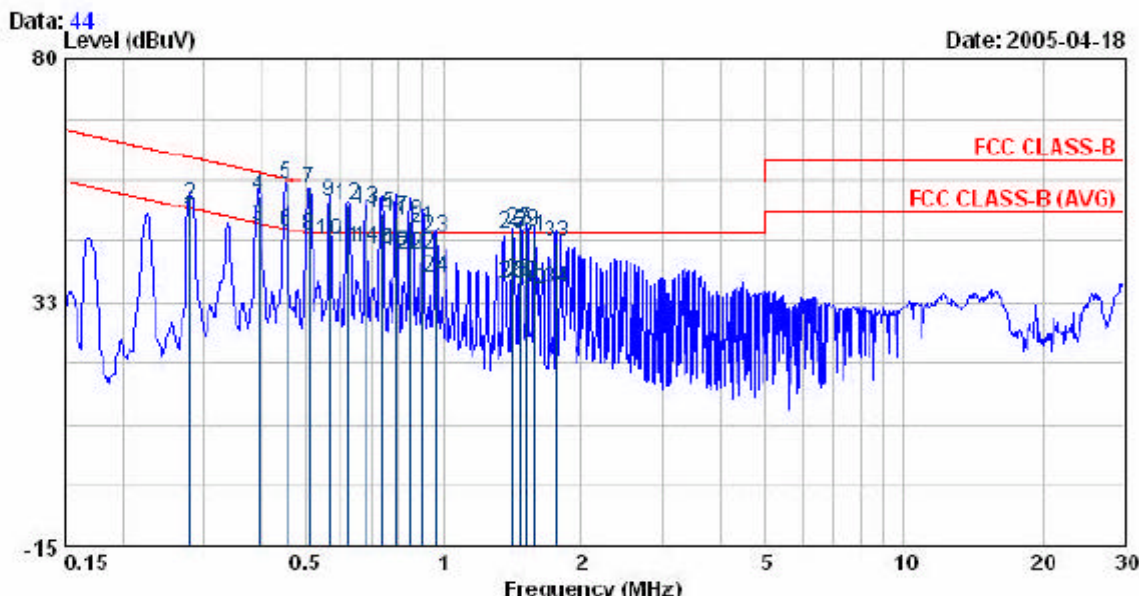


Freq	Read Level	Factor	Level	Limit	Over Limit	Remark
MHz	dBuV	dB	dBuV	dBuV	dBuV	
0.282	48.12	0.35	48.47	50.76	-2.29	AVERAGE
0.282	51.31	0.35	51.66	60.76	-9.10	QP
0.396	46.75	0.50	47.25	47.95	-0.70	AVERAGE
0.396	52.97	0.50	53.47	57.95	-4.48	QP
0.454	55.19	0.49	55.68	55.80	-1.12	QP
0.454	45.80	0.49	46.29	45.80	-0.51	AVERAGE
0.510	54.31	0.47	54.78	55.00	-1.22	QP
0.510	45.10	0.47	45.57	45.00	-0.43	AVERAGE
0.564	51.85	0.46	52.31	55.00	-3.69	QP
0.564	43.98	0.46	44.44	45.00	-1.56	AVERAGE
0.621	42.87	0.45	43.32	45.00	-2.68	AVERAGE
0.621	50.96	0.45	51.41	55.00	-4.59	QP
0.679	50.12	0.44	50.56	55.00	-5.44	QP
0.679	42.75	0.44	43.19	45.00	-2.81	AVERAGE
0.731	49.36	0.43	49.79	55.00	-6.21	QP
0.731	42.21	0.43	42.64	45.00	-3.36	AVERAGE
0.792	48.95	0.43	49.38	55.00	-6.62	QP
0.792	41.95	0.43	42.38	45.00	-3.62	AVERAGE
0.848	47.91	0.42	48.33	55.00	-7.67	QP
0.848	41.12	0.42	41.54	45.00	-4.46	AVERAGE
0.904	46.51	0.41	46.92	55.00	-9.08	QP
0.904	40.31	0.41	40.72	45.00	-5.28	AVERAGE
0.963	44.50	0.40	44.90	55.00	-11.10	QP
0.963	36.80	0.40	37.20	45.00	-8.80	AVERAGE
1.418	45.36	0.45	45.81	55.00	-10.19	QP
1.418	35.78	0.45	36.23	45.00	-9.77	AVERAGE
1.472	46.12	0.46	46.58	55.00	-9.42	QP
1.472	36.34	0.46	36.80	45.00	-9.20	AVERAGE
1.527	45.98	0.46	46.44	55.00	-9.56	QP
1.527	35.87	0.46	36.33	45.00	-9.67	AVERAGE
1.585	44.87	0.47	45.34	55.00	-10.66	QP
1.585	34.12	0.47	34.59	45.00	-11.41	AVERAGE
1.762	43.89	0.48	44.37	55.00	-11.63	QP
1.762	34.71	0.48	35.19	45.00	-10.81	AVERAGE

Remarks: 1. Level = Read Level + Factor
 2. Factor = LISN(ISN) Factor + Cable Loss

EUT : Razor
 Power : AC 110V
 Test Mode : 802.11b CH 1
 Nemo :

Pol/Phase : LINE
 Temperature : 26 °C
 Humidity : 58 %

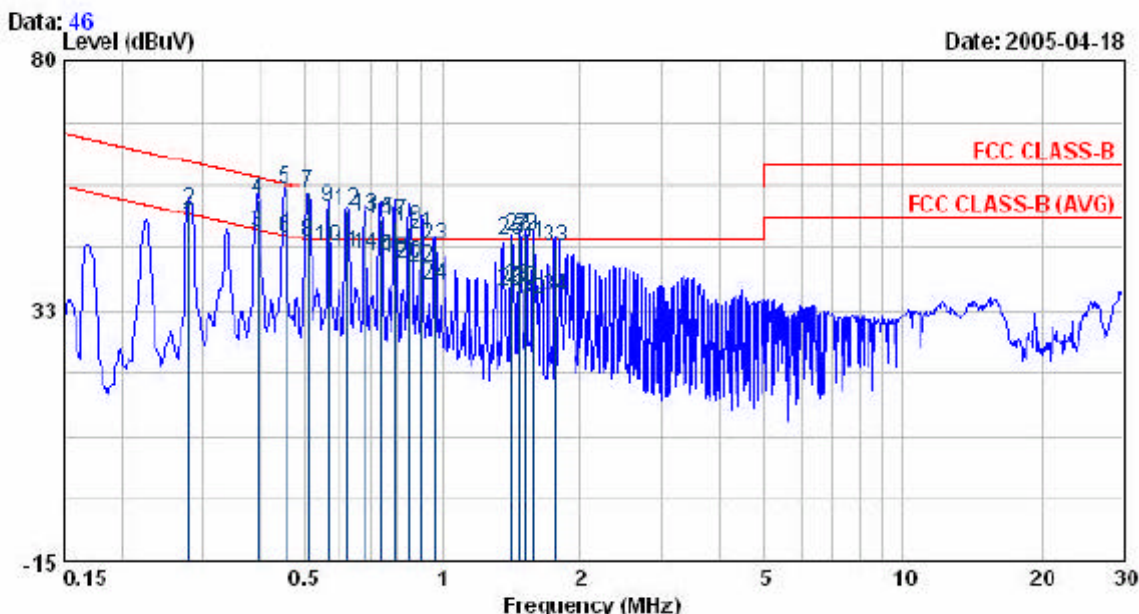


Freq	Read Level	Factor	Level	Limit	Over Limit	Remark
MHz	dBuV	dB	dBuV	dBuV	dBuV	
0.282	48.21	0.35	48.56	50.76	-2.20	AVERAGE
0.282	51.21	0.35	51.56	60.76	-9.20	QP
0.396	46.63	0.50	47.13	47.95	-0.82	AVERAGE
0.396	52.87	0.50	53.37	57.95	-4.58	QP
0.454	55.21	0.49	55.70	55.80	-1.10	QP
0.454	45.76	0.49	46.25	45.80	-0.55	AVERAGE
0.510	54.22	0.47	54.69	55.00	-1.31	QP
0.510	45.12	0.47	45.59	45.00	-0.41	AVERAGE
0.564	51.75	0.46	52.21	55.00	-3.79	QP
0.564	44.01	0.46	44.47	45.00	-1.53	AVERAGE
0.621	42.75	0.45	43.20	45.00	-2.80	AVERAGE
0.621	51.12	0.45	51.57	55.00	-4.43	QP
0.679	50.25	0.44	50.69	55.00	-5.31	QP
0.679	42.69	0.44	43.13	45.00	-2.87	AVERAGE
0.731	49.41	0.43	49.84	55.00	-6.16	QP
0.731	42.36	0.43	42.79	45.00	-3.21	AVERAGE
0.792	48.75	0.43	49.18	55.00	-6.82	QP
0.792	41.82	0.43	42.25	45.00	-3.75	AVERAGE
0.848	47.95	0.42	48.37	55.00	-7.63	QP
0.848	41.21	0.42	41.63	45.00	-4.37	AVERAGE
0.904	46.61	0.41	47.02	55.00	-8.98	QP
0.904	41.42	0.41	41.83	45.00	-4.17	AVERAGE
0.963	44.69	0.40	45.09	55.00	-10.91	QP
0.963	36.95	0.40	37.35	45.00	-8.65	AVERAGE
1.418	45.48	0.45	45.93	55.00	-10.07	QP
1.418	35.81	0.45	36.26	45.00	-9.74	AVERAGE
1.472	46.25	0.46	46.71	55.00	-9.29	QP
1.472	36.21	0.46	36.67	45.00	-9.33	AVERAGE
1.527	45.71	0.46	46.17	55.00	-9.83	QP
1.527	35.61	0.46	36.07	45.00	-9.93	AVERAGE
1.585	44.71	0.47	45.18	55.00	-10.82	QP
1.585	34.23	0.47	34.70	45.00	-11.30	AVERAGE
1.762	43.72	0.48	44.20	55.00	-11.80	QP
1.762	34.65	0.48	35.13	45.00	-10.87	AVERAGE

Remarks: 1. Level = Read Level + Factor
 2. Factor = LISN(ISN) Factor + Cable Loss

EUT : Razor
 Power : AC 110V
 Test Mode : 802.11b CH 6
 Memo :

Pol/Phase : NEUTRAL
 Temperature : 26 °C
 Humidity : 58 %

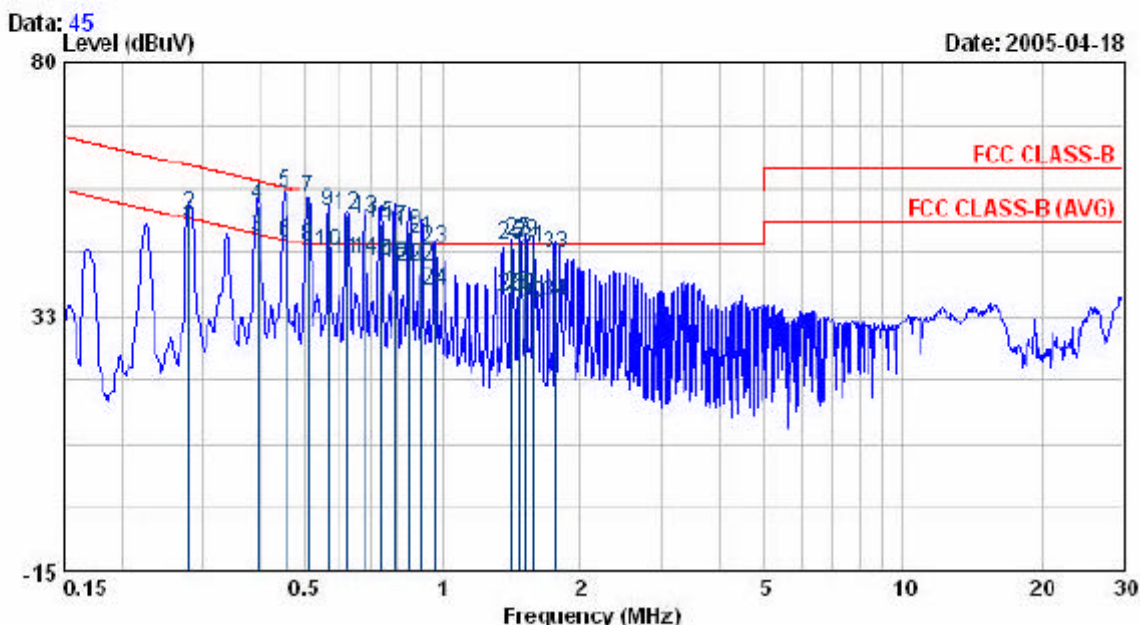


Freq MHz	Read Level dBuV	Factor dB	Level dBuV	Limit dBuV	Over Limit dBuV	Remark
0.282	48.21	0.35	48.55	50.76	-2.20	AVERAGE
0.282	51.24	0.35	51.59	60.76	-9.17	QP
0.396	46.75	0.50	47.25	47.95	-0.70	AVERAGE
0.396	52.96	0.50	53.46	57.95	-4.49	QP
0.454	55.19	0.49	55.68	56.80	-1.12	QP
0.454	45.82	0.49	46.31	45.80	-0.49	AVERAGE
0.510	54.31	0.47	54.78	56.00	-1.22	QP
0.510	45.10	0.47	45.57	45.00	-0.43	AVERAGE
0.564	51.87	0.46	52.33	56.00	-3.67	QP
0.564	43.98	0.46	44.44	46.00	-1.56	AVERAGE
0.621	42.87	0.45	43.32	46.00	-2.68	AVERAGE
0.621	50.96	0.45	51.41	56.00	-4.59	QP
0.679	50.12	0.44	50.56	56.00	-5.44	QP
0.679	42.75	0.44	43.19	46.00	-2.81	AVERAGE
0.731	49.36	0.43	49.79	56.00	-6.21	QP
0.731	42.21	0.43	42.64	46.00	-3.36	AVERAGE
0.792	48.95	0.43	49.38	56.00	-6.62	QP
0.792	41.95	0.43	42.38	46.00	-3.62	AVERAGE
0.848	47.91	0.42	48.33	56.00	-7.67	QP
0.848	41.12	0.42	41.54	46.00	-4.46	AVERAGE
0.904	46.51	0.41	46.92	56.00	-9.08	QP
0.904	40.31	0.41	40.72	46.00	-5.28	AVERAGE
0.963	44.50	0.40	44.90	56.00	-11.10	QP
0.963	36.80	0.40	37.20	46.00	-8.80	AVERAGE
1.418	45.36	0.45	45.81	56.00	-10.19	QP
1.418	35.78	0.45	36.23	46.00	-9.77	AVERAGE
1.472	46.12	0.46	46.58	56.00	-9.42	QP
1.472	36.34	0.46	36.80	46.00	-9.20	AVERAGE
1.527	45.98	0.46	46.44	56.00	-9.56	QP
1.527	35.87	0.46	36.33	46.00	-9.67	AVERAGE
1.585	44.87	0.47	45.34	56.00	-10.66	QP
1.585	34.12	0.47	34.59	46.00	-11.41	AVERAGE
1.762	43.89	0.48	44.37	56.00	-11.63	QP
1.762	34.71	0.48	35.19	46.00	-10.81	AVERAGE

Remarks: 1. Level = Read Level + Factor
 2. Factor = LISN(ISN) Factor + Cable Loss

EUT : Razor
 Power : AC 110V
 Test Mode : 802.11b CH 6
 Memo :

Pol/Phase : LINE
 Temperature : 26 °C
 Humidity : 58 %

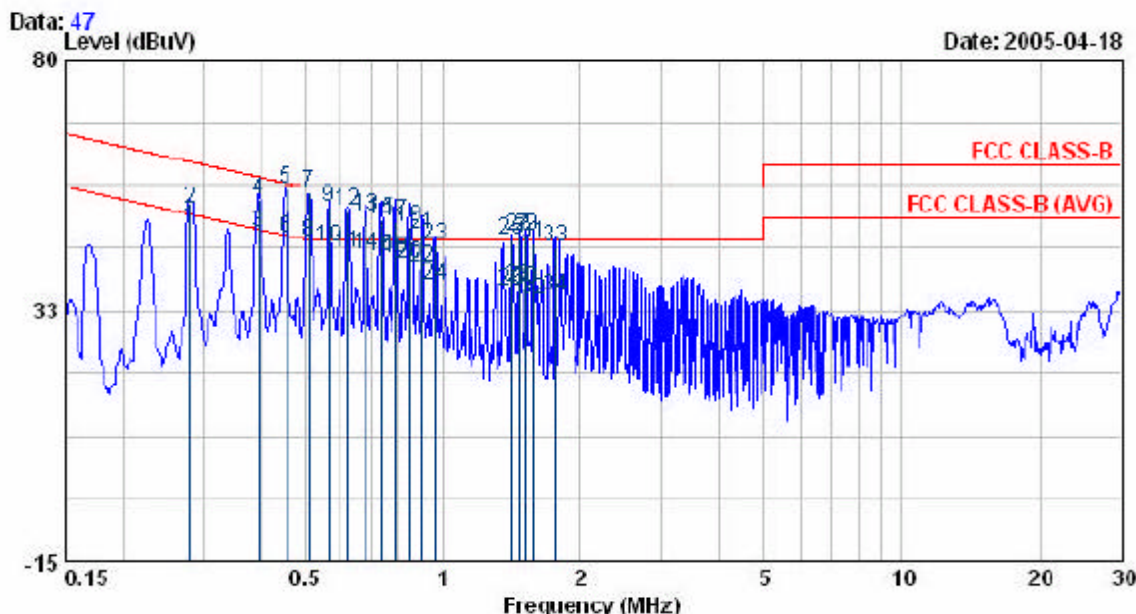


Freq	Read Level	Factor	Level	Limit	Over Limit	Remark
MHz	dBuV	dB	dBuV	dBuV	dBuV	
0.282	48.13	0.35	48.48	50.76	-2.28	AVERAGE
0.282	51.21	0.35	51.56	60.76	-9.20	QP
0.396	46.79	0.50	47.29	47.95	-0.66	AVERAGE
0.396	52.87	0.50	53.37	57.95	-4.58	QP
0.454	55.26	0.49	55.75	58.80	-1.05	QP
0.454	45.75	0.49	46.24	48.80	-0.56	AVERAGE
0.510	54.22	0.47	54.69	56.00	-1.31	QP
0.510	45.21	0.47	45.68	46.00	-0.32	AVERAGE
0.564	51.75	0.46	52.21	56.00	-3.79	QP
0.564	44.01	0.46	44.47	46.00	-1.53	AVERAGE
0.621	42.75	0.45	43.20	46.00	-2.80	AVERAGE
0.621	51.12	0.45	51.57	56.00	-4.43	QP
0.679	50.25	0.44	50.69	56.00	-5.31	QP
0.679	42.69	0.44	43.13	46.00	-2.87	AVERAGE
0.731	49.41	0.43	49.84	56.00	-6.16	QP
0.731	42.36	0.43	42.79	46.00	-3.21	AVERAGE
0.792	48.75	0.43	49.18	56.00	-6.82	QP
0.792	41.82	0.43	42.25	46.00	-3.75	AVERAGE
0.848	47.95	0.42	48.37	56.00	-7.63	QP
0.848	41.21	0.42	41.63	46.00	-4.37	AVERAGE
0.904	46.61	0.41	47.02	56.00	-8.98	QP
0.904	41.42	0.41	41.83	46.00	-4.17	AVERAGE
0.963	44.69	0.40	45.09	56.00	-10.91	QP
0.963	36.95	0.40	37.36	46.00	-8.65	AVERAGE
1.418	45.48	0.45	45.93	56.00	-10.07	QP
1.418	35.81	0.45	36.26	46.00	-9.74	AVERAGE
1.472	46.25	0.46	46.71	56.00	-9.29	QP
1.472	36.21	0.46	36.67	46.00	-9.33	AVERAGE
1.527	45.71	0.46	46.17	56.00	-9.83	QP
1.527	35.61	0.46	36.07	46.00	-9.93	AVERAGE
1.585	44.71	0.47	45.18	56.00	-10.82	QP
1.585	34.23	0.47	34.70	46.00	-11.30	AVERAGE
1.762	43.72	0.48	44.20	56.00	-11.80	QP
1.762	34.65	0.48	35.13	46.00	-10.87	AVERAGE

Remarks: 1. Level = Read Level + Factor
 2. Factor = LISN(ISN) Factor + Cable Loss

EUT : Razor
 Power : AC 110V
 Test Mode : 802.11b CH 11
 Memo :

Pol/Phase : NEUTRAL
 Temperature : 26 °C
 Humidity : 58 %

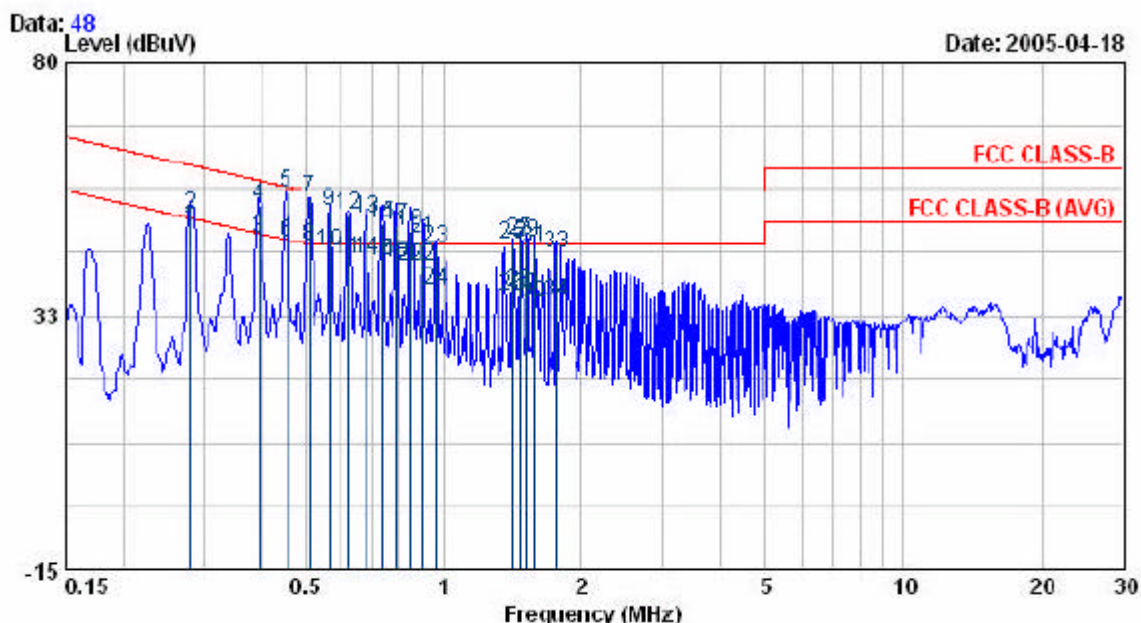


Freq MHz	Read Level dBuV	Factor dB	Level dBuV	Limit dBuV	Over Limit dBuV	Remark
0.282	48.12	0.35	48.47	50.76	-2.29	AVERAGE
0.282	51.31	0.35	51.66	60.76	-9.10	QP
0.396	46.75	0.50	47.25	47.95	-0.70	AVERAGE
0.396	52.97	0.50	53.47	57.95	-4.48	QP
0.454	55.19	0.49	55.68	55.80	-1.12	QP
0.454	45.80	0.49	46.29	46.80	-0.51	AVERAGE
0.510	54.31	0.47	54.78	55.00	-1.22	QP
0.510	45.10	0.47	45.57	46.00	-0.43	AVERAGE
0.564	51.85	0.46	52.31	55.00	-3.69	QP
0.564	43.98	0.46	44.44	45.00	-1.56	AVERAGE
0.621	42.87	0.45	43.32	45.00	-2.68	AVERAGE
0.621	50.96	0.45	51.41	55.00	-4.59	QP
0.679	50.12	0.44	50.56	55.00	-5.44	QP
0.679	42.75	0.44	43.19	45.00	-2.81	AVERAGE
0.731	49.36	0.43	49.79	55.00	-6.21	QP
0.731	42.21	0.43	42.64	45.00	-3.36	AVERAGE
0.792	48.95	0.43	49.38	55.00	-6.62	QP
0.792	41.95	0.43	42.38	45.00	-3.62	AVERAGE
0.848	47.91	0.42	48.33	55.00	-7.67	QP
0.848	41.12	0.42	41.54	45.00	-4.46	AVERAGE
0.904	46.51	0.41	46.92	55.00	-9.08	QP
0.904	40.31	0.41	40.72	45.00	-5.28	AVERAGE
0.963	44.50	0.40	44.90	55.00	-11.10	QP
0.963	36.80	0.40	37.20	45.00	-8.80	AVERAGE
1.418	45.36	0.45	45.81	55.00	-10.19	QP
1.418	35.78	0.45	36.23	45.00	-9.77	AVERAGE
1.472	46.12	0.46	46.58	55.00	-9.42	QP
1.472	36.34	0.46	36.80	45.00	-9.20	AVERAGE
1.527	45.98	0.46	46.44	55.00	-9.56	QP
1.527	35.87	0.46	36.33	45.00	-9.67	AVERAGE
1.585	44.87	0.47	45.34	55.00	-10.66	QP
1.585	34.12	0.47	34.59	45.00	-11.41	AVERAGE
1.762	43.89	0.48	44.37	55.00	-11.63	QP
1.762	34.71	0.48	35.19	45.00	-10.81	AVERAGE

Remarks: 1. Level = Read Level + Factor
 2. Factor = LISN(ISN) Factor + Cable Loss

EUT : Razor
 Power : AC 110V
 Test Mode : 802.11b CH 11
 Memo :

Pol/Phase : LINE
 Temperature : 26 °C
 Humidity : 58 %



Freq MHz	Read Level dBuV	Factor dB	Level dBuV	Limit dBuV	Over Limit dBuV	Remark
0.282	48.28	0.35	48.63	50.76	-2.13	AVERAGE
0.282	51.29	0.35	51.64	60.76	-9.12	QP
0.396	46.52	0.50	47.02	47.95	-0.93	AVERAGE
0.396	52.81	0.50	53.31	57.95	-4.64	QP
0.454	55.19	0.49	55.68	55.80	-1.12	QP
0.454	45.69	0.49	46.18	46.80	-0.62	AVERAGE
0.510	54.26	0.47	54.73	55.00	-1.27	QP
0.510	45.09	0.47	45.56	46.00	-0.44	AVERAGE
0.564	51.69	0.46	52.15	55.00	-3.85	QP
0.564	44.12	0.46	44.58	46.00	-1.42	AVERAGE
0.621	42.71	0.45	43.16	45.00	-2.84	AVERAGE
0.621	51.12	0.45	51.57	55.00	-4.43	QP
0.679	50.25	0.44	50.69	55.00	-5.31	QP
0.679	42.71	0.44	43.15	46.00	-2.85	AVERAGE
0.731	49.41	0.43	49.84	55.00	-5.16	QP
0.731	42.36	0.43	42.79	46.00	-3.21	AVERAGE
0.792	48.81	0.43	49.24	55.00	-5.76	QP
0.792	41.82	0.43	42.25	46.00	-3.75	AVERAGE
0.848	47.95	0.42	48.37	55.00	-7.63	QP
0.848	41.21	0.42	41.63	46.00	-4.37	AVERAGE
0.904	46.61	0.41	47.02	55.00	-8.98	QP
0.904	41.42	0.41	41.83	46.00	-4.17	AVERAGE
0.963	44.69	0.40	45.09	55.00	-10.91	QP
0.963	36.95	0.40	37.35	46.00	-8.65	AVERAGE
1.418	45.48	0.45	45.93	55.00	-10.07	QP
1.418	35.81	0.45	36.26	46.00	-9.74	AVERAGE
1.472	46.31	0.46	46.77	55.00	-9.23	QP
1.472	36.31	0.46	36.77	46.00	-9.23	AVERAGE
1.527	45.71	0.46	46.17	55.00	-9.83	QP
1.527	35.61	0.46	36.07	46.00	-9.93	AVERAGE
1.585	44.75	0.47	45.22	55.00	-10.78	QP
1.585	34.23	0.47	34.70	46.00	-11.30	AVERAGE
1.762	43.75	0.48	44.23	55.00	-11.77	QP
1.762	34.65	0.48	35.13	46.00	-10.87	AVERAGE

Remarks: 1. Level = Read Level + Factor
 2. Factor = LISN(ISN) Factor + Cable Loss