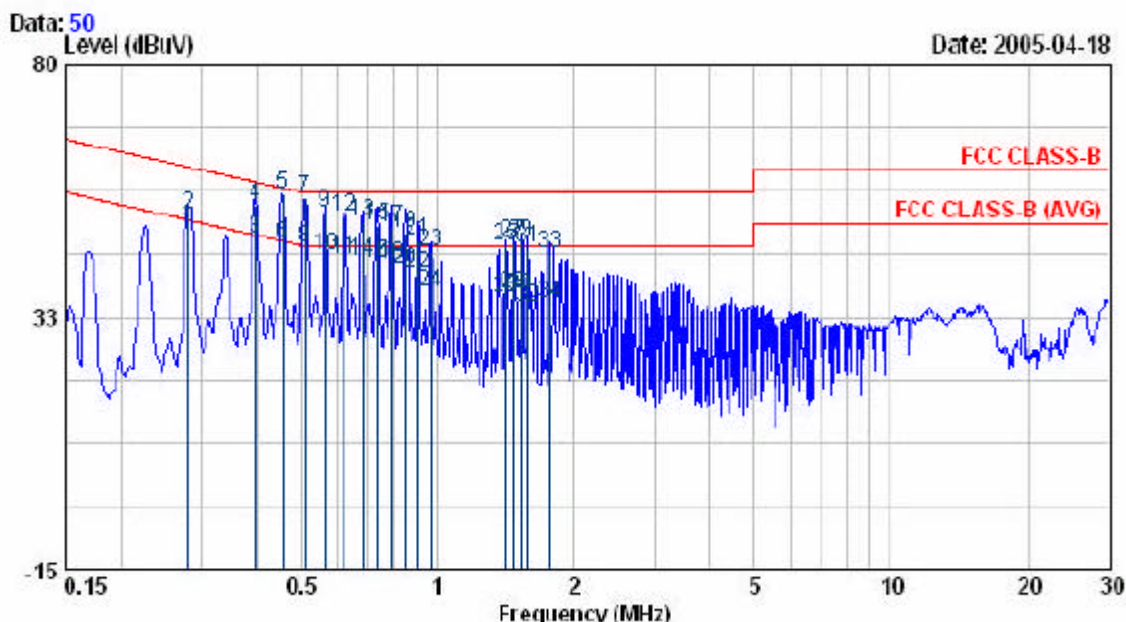


EUT : Razor
 Power : AC 110V
 Test Mode : 802.11g CH 1
 Memo :

Pol/Phase : NEUTRAL
 Temperature : 26 °C
 Humidity : 58 %

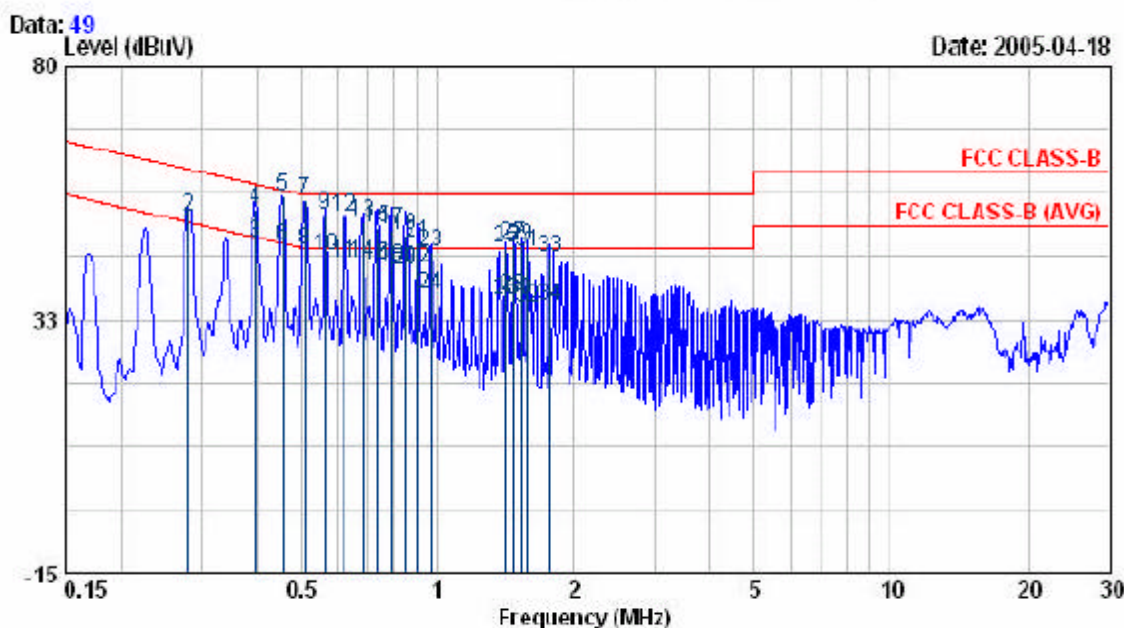


Freq MHz	Read Level dBuV	Factor dB	Level dBuV	Limit dBuV	Over Limit dBuV	Remark
0.282	48.21	0.35	48.56	50.76	-2.20	AVERAGE
0.282	51.36	0.35	51.71	50.76	-9.05	QP
0.396	46.69	0.50	47.19	47.95	-0.76	AVERAGE
0.396	52.97	0.50	53.47	57.95	-4.48	QP
0.454	55.15	0.49	55.64	56.80	-1.16	QP
0.454	45.80	0.49	46.29	46.80	-0.51	AVERAGE
0.510	54.31	0.47	54.78	56.00	-1.22	QP
0.510	45.03	0.47	45.55	46.00	-0.45	AVERAGE
0.564	51.85	0.46	52.31	56.00	-3.69	QP
0.564	43.81	0.46	44.27	46.00	-1.73	AVERAGE
0.621	42.87	0.45	43.32	46.00	-2.68	AVERAGE
0.621	50.91	0.45	51.36	56.00	-4.64	QP
0.679	50.12	0.44	50.56	56.00	-5.44	QP
0.679	42.81	0.44	43.25	46.00	-2.75	AVERAGE
0.731	49.36	0.43	49.79	56.00	-6.21	QP
0.731	42.21	0.43	42.64	46.00	-3.36	AVERAGE
0.792	48.86	0.43	49.29	56.00	-6.71	QP
0.792	41.95	0.43	42.38	46.00	-3.62	AVERAGE
0.848	47.95	0.42	48.37	56.00	-7.63	QP
0.848	41.12	0.42	41.54	46.00	-4.46	AVERAGE
0.904	46.53	0.41	46.99	56.00	-9.01	QP
0.904	40.31	0.41	40.72	46.00	-5.28	AVERAGE
0.963	44.50	0.40	44.90	56.00	-11.10	QP
0.963	36.91	0.40	37.31	46.00	-8.69	AVERAGE
1.418	45.36	0.45	45.81	56.00	-10.19	QP
1.418	35.78	0.45	36.23	46.00	-9.77	AVERAGE
1.472	46.25	0.46	46.71	56.00	-9.29	QP
1.472	36.34	0.46	36.80	46.00	-9.20	AVERAGE
1.527	45.98	0.46	46.44	56.00	-9.56	QP
1.527	35.87	0.46	36.33	46.00	-9.67	AVERAGE
1.585	44.91	0.47	45.38	56.00	-10.62	QP
1.585	34.12	0.47	34.59	46.00	-11.41	AVERAGE
1.762	43.89	0.48	44.37	56.00	-11.63	QP
1.762	34.71	0.48	35.19	46.00	-10.81	AVERAGE

Remarks: 1. Level = Read Level + Factor
 2. Factor = LISN(ISN) Factor + Cable Loss

EUT : Razor
 Power : AC 110V
 Test Mode : 802.11g CH 1
 Memo :

Pol/Phase : LINE
 Temperature : 26 °C
 Humidity : 58 %

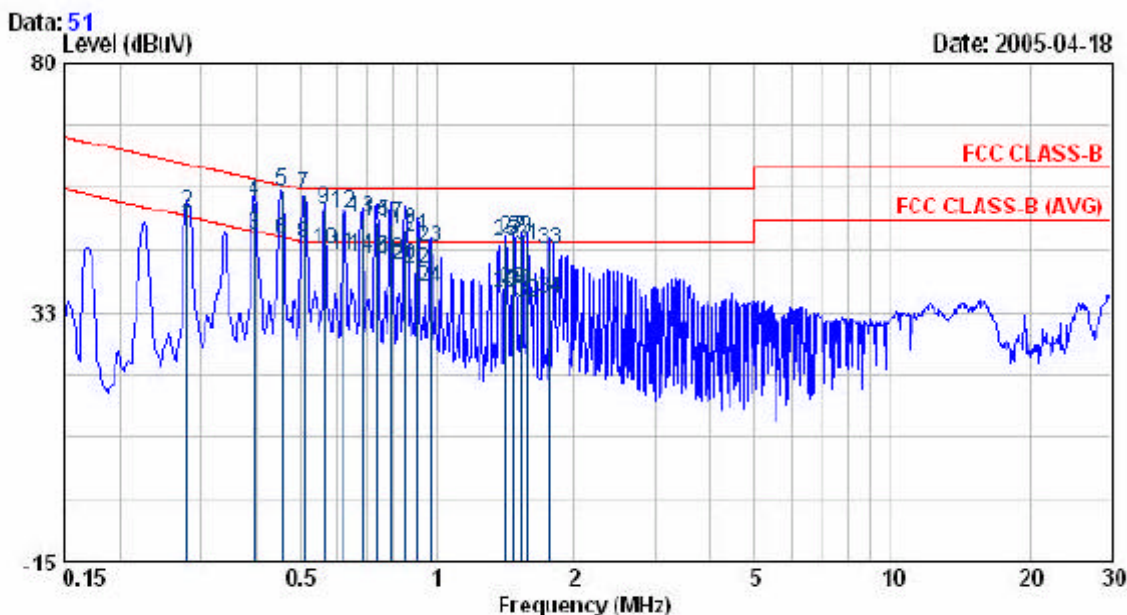


Freq	Read Level	Factor	Level	Limit	Over Limit	Remark
MHz	dBuV	dB	dBuV	dBuV	dBuV	
0.282	48.18	0.35	48.53	50.76	-2.23	AVERAGE
0.282	51.31	0.35	51.66	50.76	-9.10	QP
0.396	46.59	0.50	47.09	47.95	-0.86	AVERAGE
0.396	52.86	0.50	53.36	57.95	-4.59	QP
0.454	55.21	0.49	55.70	56.80	-1.10	QP
0.454	45.71	0.49	46.20	46.80	-0.60	AVERAGE
0.510	54.31	0.47	54.78	56.00	-1.22	QP
0.510	44.98	0.47	45.45	46.00	-0.55	AVERAGE
0.564	51.69	0.46	52.15	56.00	-3.85	QP
0.564	44.05	0.46	44.52	46.00	-1.48	AVERAGE
0.621	42.71	0.45	43.16	46.00	-2.84	AVERAGE
0.621	51.21	0.45	51.66	56.00	-4.34	QP
0.679	50.25	0.44	50.69	56.00	-5.31	QP
0.679	42.71	0.44	43.15	46.00	-2.85	AVERAGE
0.731	49.41	0.43	49.84	56.00	-6.16	QP
0.731	42.41	0.43	42.84	46.00	-3.16	AVERAGE
0.792	48.81	0.43	49.24	56.00	-6.76	QP
0.792	41.82	0.43	42.25	46.00	-3.75	AVERAGE
0.848	47.98	0.42	48.40	56.00	-7.60	QP
0.848	41.36	0.42	41.78	46.00	-4.22	AVERAGE
0.904	46.61	0.41	47.02	56.00	-8.98	QP
0.904	41.53	0.41	41.94	46.00	-4.06	AVERAGE
0.963	44.69	0.40	45.09	56.00	-10.91	QP
0.963	36.95	0.40	37.35	46.00	-8.65	AVERAGE
1.418	45.48	0.45	45.93	56.00	-10.07	QP
1.418	35.86	0.45	36.31	46.00	-9.69	AVERAGE
1.472	46.31	0.46	46.77	56.00	-9.23	QP
1.472	36.38	0.46	36.84	46.00	-9.16	AVERAGE
1.527	45.71	0.46	46.17	56.00	-9.83	QP
1.527	35.61	0.46	36.07	46.00	-9.93	AVERAGE
1.585	44.81	0.47	45.28	56.00	-10.72	QP
1.585	34.23	0.47	34.70	46.00	-11.30	AVERAGE
1.762	43.75	0.48	44.23	56.00	-11.77	QP
1.762	34.65	0.48	35.13	46.00	-10.87	AVERAGE

Remarks: 1. Level = Read Level + Factor
 2. Factor = LISN(ISN) Factor + Cable Loss

EUT : Razor
 Power : AC 110V
 Test Mode : 802.11g CH 6
 Memo :

Pol/Phase : NEUTRAL
 Temperature : 26 °C
 Humidity : 58 %

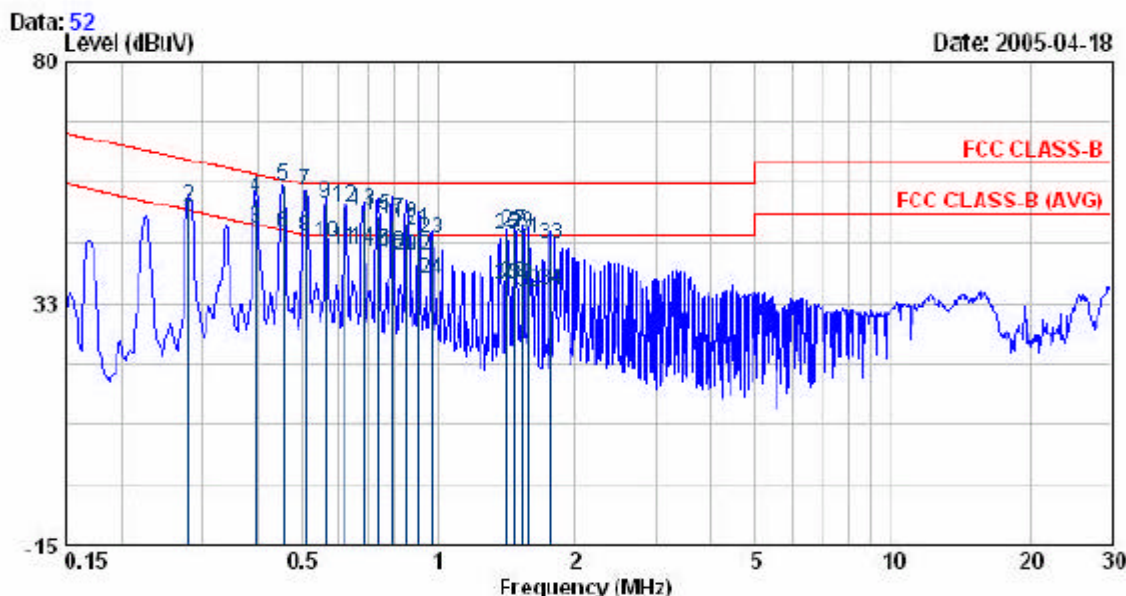


Freq MHz	Read Level dBuV	Factor dB	Level dBuV	Limit dBuV	Over Limit dBuV	Remark
0.282	48.21	0.35	48.56	50.76	-2.20	AVERAGE
0.282	51.24	0.35	51.59	50.76	-9.17	QP
0.396	46.75	0.50	47.25	47.95	-0.70	AVERAGE
0.396	52.96	0.50	53.46	57.95	-4.49	QP
0.454	55.19	0.49	55.68	56.80	-1.12	QP
0.454	45.82	0.49	46.31	46.80	-0.49	AVERAGE
0.510	54.31	0.47	54.78	56.00	-1.22	QP
0.510	45.10	0.47	45.57	46.00	-0.43	AVERAGE
0.564	51.87	0.46	52.33	56.00	-3.67	QP
0.564	43.98	0.46	44.44	46.00	-1.56	AVERAGE
0.621	42.87	0.45	43.32	46.00	-2.68	AVERAGE
0.621	50.96	0.45	51.41	56.00	-4.59	QP
0.679	50.12	0.44	50.56	56.00	-5.44	QP
0.679	42.75	0.44	43.19	46.00	-2.81	AVERAGE
0.731	49.36	0.43	49.79	56.00	-6.21	QP
0.731	42.21	0.43	42.64	46.00	-3.36	AVERAGE
0.792	48.95	0.43	49.38	56.00	-6.62	QP
0.792	41.95	0.43	42.38	46.00	-3.62	AVERAGE
0.848	47.91	0.42	48.33	56.00	-7.67	QP
0.848	41.12	0.42	41.54	46.00	-4.46	AVERAGE
0.904	46.51	0.41	46.92	56.00	-9.08	QP
0.904	40.31	0.41	40.72	46.00	-5.28	AVERAGE
0.963	44.50	0.40	44.90	56.00	-11.10	QP
0.963	36.80	0.40	37.20	46.00	-8.80	AVERAGE
1.418	45.36	0.45	45.81	56.00	-10.19	QP
1.418	35.78	0.45	36.23	46.00	-9.77	AVERAGE
1.472	46.12	0.46	46.58	56.00	-9.42	QP
1.472	36.34	0.46	36.80	46.00	-9.20	AVERAGE
1.527	45.98	0.46	46.44	56.00	-9.56	QP
1.527	35.87	0.46	36.33	46.00	-9.67	AVERAGE
1.585	44.87	0.47	45.34	56.00	-10.66	QP
1.585	34.12	0.47	34.59	46.00	-11.41	AVERAGE
1.762	43.89	0.48	44.37	56.00	-11.63	QP
1.762	34.71	0.48	35.19	46.00	-10.81	AVERAGE

Remarks: 1. Level = Read Level + Factor
 2. Factor = LISN (ISN) Factor + Cable Loss

EUT : Razor
 Power : AC 110V
 Test Mode : 802.11g CH 6
 Memo :

Pol/Phase : LINE
 Temperature : 26 °C
 Humidity : 58 %

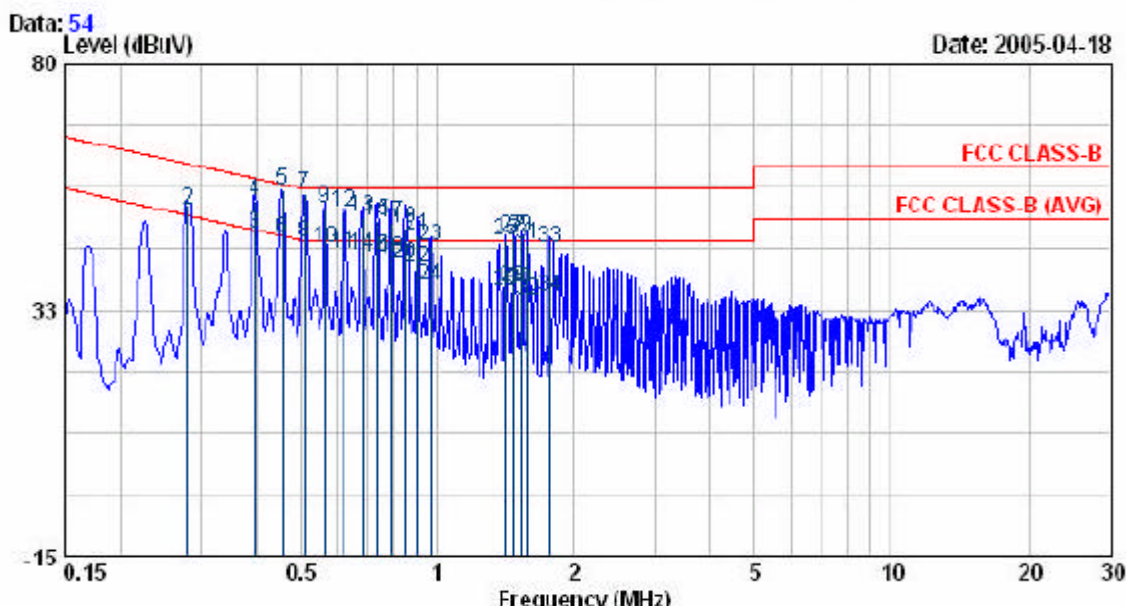


Freq	Read Level	Factor	Level	Limit	Over Limit	Remark
MHz	dBuV	dB	dBuV	dBuV	dBuV	
0.282	48.13	0.35	48.48	50.76	-2.28	AVERAGE
0.282	51.21	0.35	51.56	60.76	-9.20	QP
0.396	46.79	0.50	47.29	47.95	-0.66	AVERAGE
0.396	52.87	0.50	53.37	57.95	-4.58	QP
0.454	55.25	0.49	55.75	56.80	-1.05	QP
0.454	45.75	0.49	46.24	46.80	-0.56	AVERAGE
0.510	54.22	0.47	54.69	56.00	-1.31	QP
0.510	45.21	0.47	45.68	46.00	-0.32	AVERAGE
0.564	51.75	0.46	52.21	56.00	-3.79	QP
0.564	44.01	0.46	44.47	46.00	-1.53	AVERAGE
0.621	42.75	0.45	43.20	46.00	-2.80	AVERAGE
0.621	51.12	0.45	51.57	56.00	-4.43	QP
0.679	50.25	0.44	50.69	56.00	-5.31	QP
0.679	42.69	0.44	43.13	46.00	-2.87	AVERAGE
0.731	49.41	0.43	49.84	56.00	-6.16	QP
0.731	42.36	0.43	42.79	46.00	-3.21	AVERAGE
0.792	48.75	0.43	49.18	56.00	-6.82	QP
0.792	41.82	0.43	42.25	46.00	-3.75	AVERAGE
0.848	47.95	0.42	48.37	56.00	-7.63	QP
0.848	41.21	0.42	41.63	46.00	-4.37	AVERAGE
0.904	46.61	0.41	47.02	56.00	-8.98	QP
0.904	41.42	0.41	41.83	46.00	-4.17	AVERAGE
0.963	44.69	0.40	45.09	56.00	-10.91	QP
0.963	36.95	0.40	37.35	46.00	-8.65	AVERAGE
1.418	45.48	0.45	45.93	56.00	-10.07	QP
1.418	35.81	0.45	36.26	46.00	-9.74	AVERAGE
1.472	46.25	0.46	46.71	56.00	-9.29	QP
1.472	36.21	0.46	36.67	46.00	-9.33	AVERAGE
1.527	45.71	0.46	46.17	56.00	-9.83	QP
1.527	35.61	0.46	36.07	46.00	-9.93	AVERAGE
1.585	44.71	0.47	45.18	56.00	-10.82	QP
1.585	34.23	0.47	34.70	46.00	-11.30	AVERAGE
1.762	43.72	0.48	44.20	56.00	-11.80	QP
1.762	34.65	0.48	35.13	46.00	-10.87	AVERAGE

Remarks: 1. Level = Read Level + Factor
 2. Factor = LISN (ISN) Factor + Cable Loss

EUT : Razor
 Power : AC 110V
 Test Mode : 802.11g CH 11
 Memo :

Pol/Phase : NEUTRAL
 Temperature : 26 °C
 Humidity : 58 %

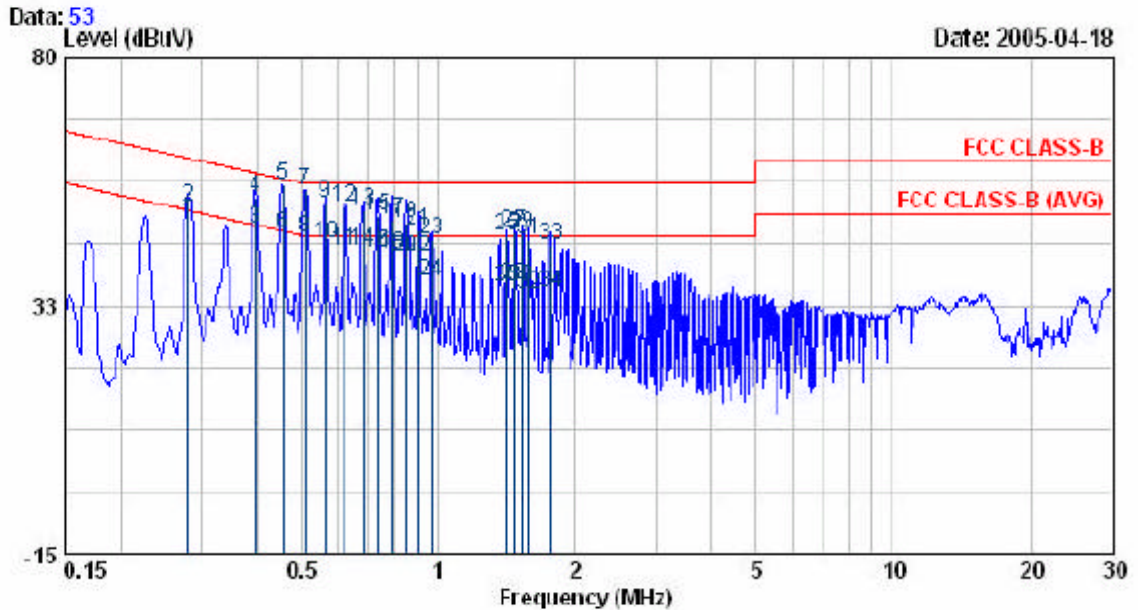


Freq MHz	Read Level dBuV	Factor dB	Level dBuV	Limit dBuV	Over Limit dBuV	Remark
0.282	48.12	0.35	48.47	50.76	-2.29	AVERAGE
0.282	51.31	0.35	51.66	50.76	-9.10	QP
0.396	46.75	0.50	47.25	47.95	-0.70	AVERAGE
0.396	52.97	0.50	53.47	57.95	-4.48	QP
0.454	55.19	0.49	55.68	56.80	-1.12	QP
0.454	45.80	0.49	46.29	46.80	-0.51	AVERAGE
0.510	54.31	0.47	54.78	56.00	-1.22	QP
0.510	45.10	0.47	45.57	46.00	-0.43	AVERAGE
0.564	51.85	0.46	52.31	56.00	-3.69	QP
0.564	43.98	0.46	44.44	46.00	-1.56	AVERAGE
0.621	42.87	0.45	43.32	46.00	-2.68	AVERAGE
0.621	50.95	0.45	51.41	56.00	-4.59	QP
0.679	50.12	0.44	50.56	56.00	-5.44	QP
0.679	42.75	0.44	43.19	46.00	-2.81	AVERAGE
0.731	49.36	0.43	49.79	56.00	-6.21	QP
0.731	42.21	0.43	42.64	46.00	-3.36	AVERAGE
0.792	48.95	0.43	49.38	56.00	-6.62	QP
0.792	41.95	0.43	42.38	46.00	-3.62	AVERAGE
0.848	47.91	0.42	48.33	56.00	-7.67	QP
0.848	41.12	0.42	41.54	46.00	-4.46	AVERAGE
0.904	46.51	0.41	46.92	56.00	-9.08	QP
0.904	40.31	0.41	40.72	46.00	-5.28	AVERAGE
0.963	44.50	0.40	44.90	56.00	-11.10	QP
0.963	36.80	0.40	37.20	46.00	-8.80	AVERAGE
1.418	45.35	0.45	45.81	56.00	-10.19	QP
1.418	35.78	0.45	36.23	46.00	-9.77	AVERAGE
1.472	45.12	0.45	45.58	56.00	-9.42	QP
1.472	36.34	0.45	36.80	46.00	-9.20	AVERAGE
1.527	45.98	0.45	46.44	56.00	-9.56	QP
1.527	35.87	0.45	36.33	46.00	-9.67	AVERAGE
1.585	44.87	0.47	45.34	56.00	-10.66	QP
1.585	34.12	0.47	34.59	46.00	-11.41	AVERAGE
1.762	43.89	0.48	44.37	56.00	-11.63	QP
1.762	34.71	0.48	35.19	46.00	-10.81	AVERAGE

Remarks: 1. Level = Read Level + Factor
 2. Factor = LISN(ISM) Factor + Cable Loss

EUT : Razor
 Power : AC 110V
 Test Mode : 802.11g CH 11
 Memo :

Pol/Phase : LINE
 Temperature : 26 °C
 Humidity : 58 %



Freq MHz	Read Level dBuV	Factor dB	Level dBuV	Limit dBuV	Over Limit dBuV	Remark
0.282	48.21	0.35	48.56	50.76	-2.20	AVERAGE
0.282	51.21	0.35	51.56	50.76	-9.20	QP
0.396	46.63	0.60	47.13	47.95	-0.82	AVERAGE
0.396	52.87	0.60	53.37	57.95	-4.58	QP
0.454	55.21	0.49	55.70	56.80	-1.10	QP
0.454	45.76	0.49	46.25	46.80	-0.55	AVERAGE
0.510	54.22	0.47	54.69	56.00	-1.31	QP
0.510	45.12	0.47	45.59	46.00	-0.41	AVERAGE
0.564	51.75	0.46	52.21	56.00	-3.79	QP
0.564	44.01	0.46	44.47	46.00	-1.53	AVERAGE
0.621	42.75	0.45	43.20	46.00	-2.80	AVERAGE
0.621	51.12	0.45	51.57	56.00	-4.43	QP
0.679	50.25	0.44	50.69	56.00	-5.31	QP
0.679	42.69	0.44	43.13	46.00	-2.87	AVERAGE
0.731	49.41	0.43	49.84	56.00	-6.16	QP
0.731	42.36	0.43	42.79	46.00	-3.21	AVERAGE
0.792	48.75	0.43	49.18	56.00	-6.82	QP
0.792	41.82	0.43	42.25	46.00	-3.75	AVERAGE
0.848	47.95	0.42	48.37	56.00	-7.63	QP
0.848	41.21	0.42	41.63	46.00	-4.37	AVERAGE
0.904	46.61	0.41	47.02	56.00	-8.98	QP
0.904	41.42	0.41	41.83	46.00	-4.17	AVERAGE
0.963	44.69	0.40	45.09	56.00	-10.91	QP
0.963	36.96	0.40	37.35	46.00	-8.65	AVERAGE
1.418	45.48	0.45	45.93	56.00	-10.07	QP
1.418	35.81	0.45	36.26	46.00	-9.74	AVERAGE
1.472	46.25	0.46	46.71	56.00	-9.29	QP
1.472	36.21	0.46	36.67	46.00	-9.33	AVERAGE
1.527	45.71	0.46	46.17	56.00	-9.83	QP
1.527	35.61	0.46	36.07	46.00	-9.93	AVERAGE
1.585	44.71	0.47	45.18	56.00	-10.82	QP
1.585	34.23	0.47	34.70	46.00	-11.30	AVERAGE
1.762	43.72	0.48	44.20	56.00	-11.80	QP
1.762	34.65	0.48	35.13	45.00	-10.87	AVERAGE

Remarks: 1. Level = Read Level + Factor
 2. Factor = LISN(ISN) Factor + Cable Loss