

Public Safety Band, ISM, UNII and WiMAX Omnidirectional Base Station Antenna Series

The XtremeWave™ wireless broadband omnidirectional antennas are designed to provide maximum performance and reliability under the toughest weather conditions. These antennas feature a UV stable, vented radome that provides ultimate protection against weather elements. They can be mast or wall mounted.

General Specifications:

Radome Material:

UV resistant pultruded fiberglass

Polarization:

Vertical

Lightning Protection:

Not standard, but all models can be ordered with DC grounding. Add "DC" to the part number to order the antenna with DC grounding.

Nominal Impedance:

50 Ohms

Mounting Base Diameter:

1.25 inches

Mounting Method (sold separately):

MMK1924 - L bracket mount for wall or pipe mount

MMK8A - Aluminum extruded bracket for mast mounting

Termination:

N female

N male connector option available. To order, add "NM" to part number.

Features and Benefits:

- UV stable, pultruded fiberglass radome. Allows outdoor installation even in harsh climates.
- Vented system design. Provides reliable performance by protecting the electrical design against extreme moisture and/or temperatures.
- Thread relief on connector. Improved accessibility for taping reduces installation time and improves overall effectiveness.
- Internal o-ring seal in the base of the antenna with integrated connector at the base. Assures a watertight seal to prevent water from migrating into the antenna connector.



MFB49009



MFB58009



Vented System



MMK1924



MMK8A

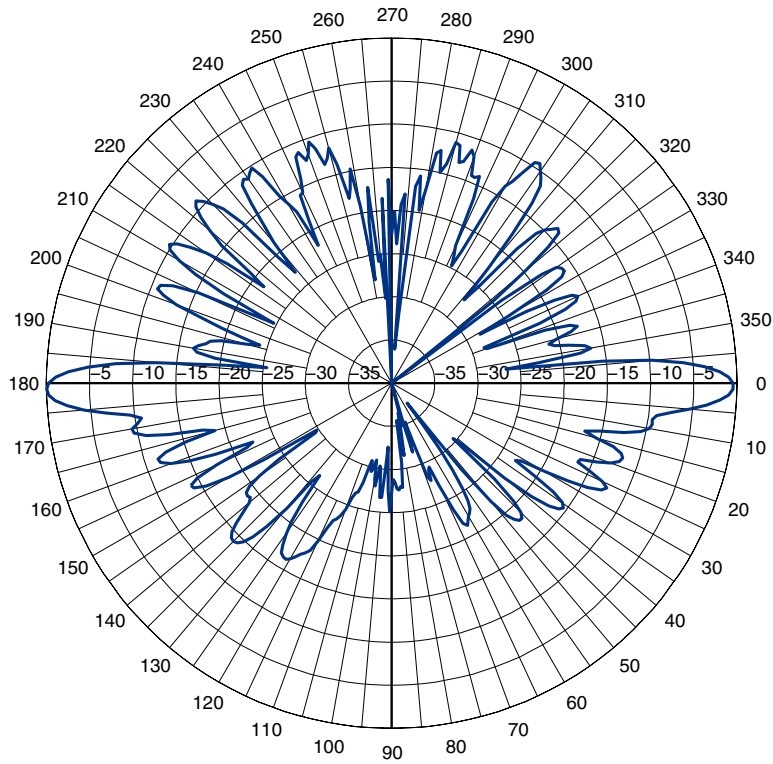
Specifications

Electrical Specifications

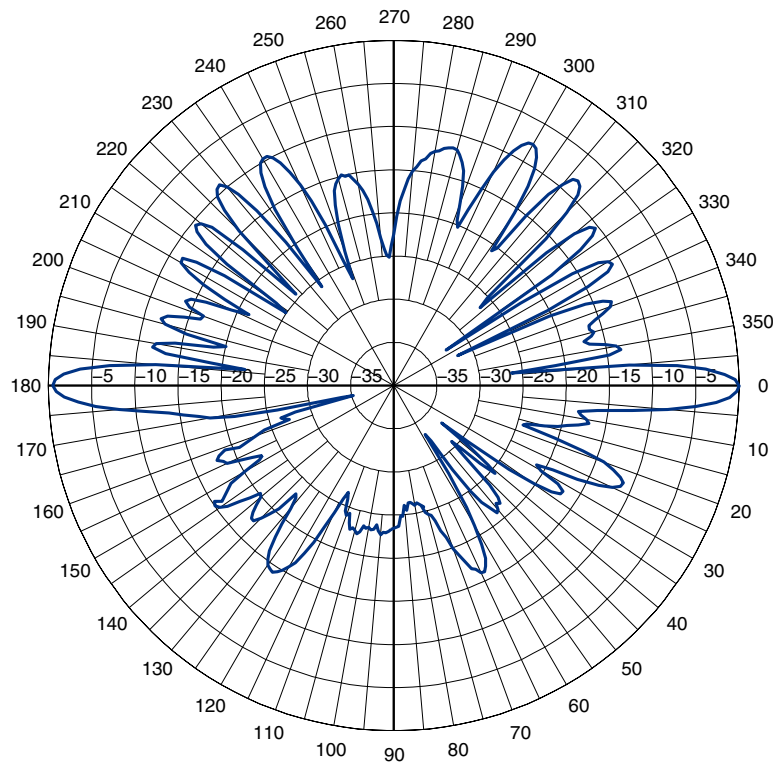
Model #	Frequency Range	Gain	Bandwidth @ 1.5:1 VSWR	Vertical Beamwidth @ 1/2 Power	VSWR	Maximum Power
MFB49009	4.9-5.0 GHz	9 dBi	100 MHz	8°	< 1.5:1	25 Watts
MFB51510	5.15-5.35 GHz	10 dBi	200 MHz	7°	< 1.5:1	25 Watts
MFB58009	5.725-5.875 GHz	9 dBi	150 MHz	8°	< 1.5:1	25 Watts
MFB58010	5.725-5.825 GHz	10 dBi	100 MHz	6°	< 1.5:1	25 Watts

Mechanical Specifications

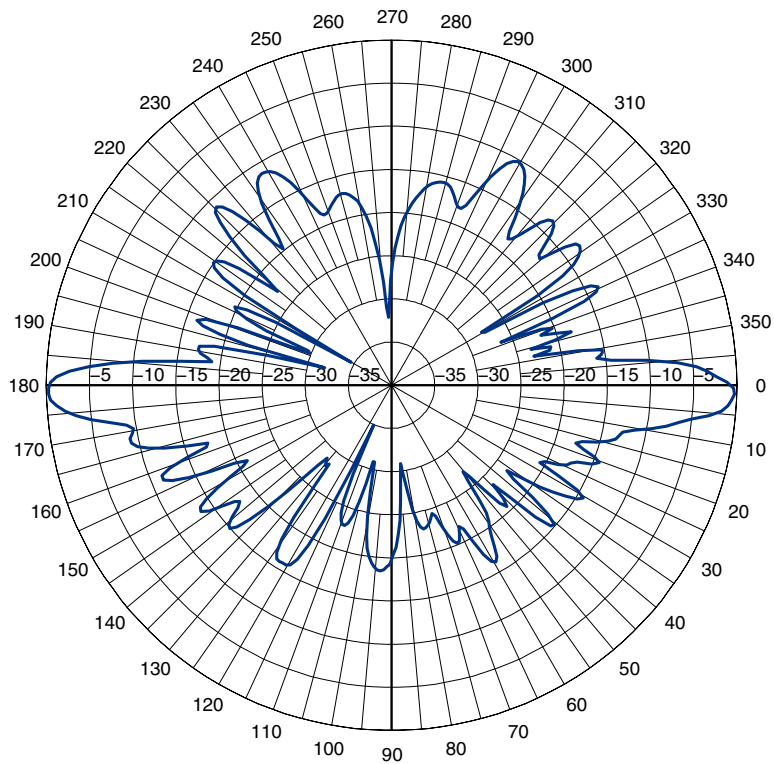
Model #	Wind Survival	Equivalent Flat Plate Area	Lateral Thrust @ Rated Wind	Bending Moment @ Rated Wind	Height	Weight
MFB49009	125 mph	.06 ft ²	5.2 lbs	4.4 ft-lbs	20.2" (513.1 mm)	0.5 lbs (0.226 kg)
MFB51510	125 mph	.06 ft ²	5.2 lbs	4.4 ft-lbs	20.2" (513.1 mm)	0.5 lbs (0.226 kg)
MFB58009	125 mph	.046 ft ²	4.1 lbs	2.7 ft-lbs	15.7" (398.8 mm)	0.43 lbs (0.195 kg)
MFB58010	125 mph	.06 ft ²	5.2 lbs	4.4 ft-lbs	20.2" (513.1 mm)	0.5 lbs (0.226 kg)



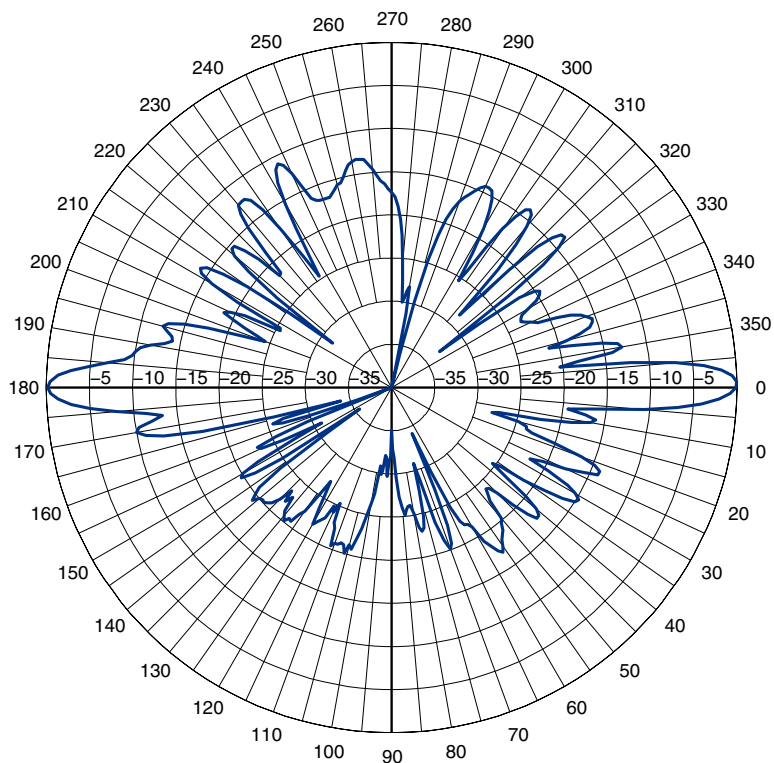
MFB49009 Elevation Cut



MFB51510 Elevation Cut



MFB58009 Elevation Cut



MFB58010 Elevation Cut