




**Photograph 1. Conducted Emissions, Test Setup, AC-DC Power Supply**



**Photograph 2. Conducted Emissions, Test Setup, PoE**



**Photograph 3. Radiated Emission, Test Setup, AC-DC Power Supply**




**Photograph 4. Radiated Emission, Test Setup, PoE**






**Photograph 5. Conducted Emissions, 15.207(a), Test Setup, AC-DC Power Supply**



**Photograph 6. Conducted Emissions, 15.207(a), Test Setup, PoE**



**Photograph 7. Radiated Spurious Emissions, Test Setup, 30 MHz – 1 GHz**



**Photograph 8. Radiated Spurious Emissions, Test Setup, Above 1 GHz**