

Multiple Band 2.4 GHz, 5.1 GHz and 5.8 GHz Mast Mount Omnidirectional Antenna

The multiple band MMO24580608 omnidirectional antenna is designed to cover 2.4-2.484 GHz and 5.15-5.85 GHz frequencies in a compact, U.V. stable plastic radome.

General Specifications:

Multiple band omnidirectional antenna

Radome Material:

White UV stable plastic

Polarization:

Vertical

Nominal Impedance:

50 Ohms

Mounting Method:

Pipe Mount (included)

Termination:

N female

Features and Benefits:

- Multiple band coverage supports 2.4 GHz and 5.15-5.8 GHz broadband networks, eliminating the need for a second or third antenna in POP locations where mounting space is limited or costly.
- Pipe mount is included for added convenience



The MMO24580608 multiple band omnidirectional antenna provides outstanding coverage of 2.4 GHz frequencies, as well as 5.15 GHz to 5.8 GHz frequencies with up to 8 dBi gain performance. Pipe mount is included.

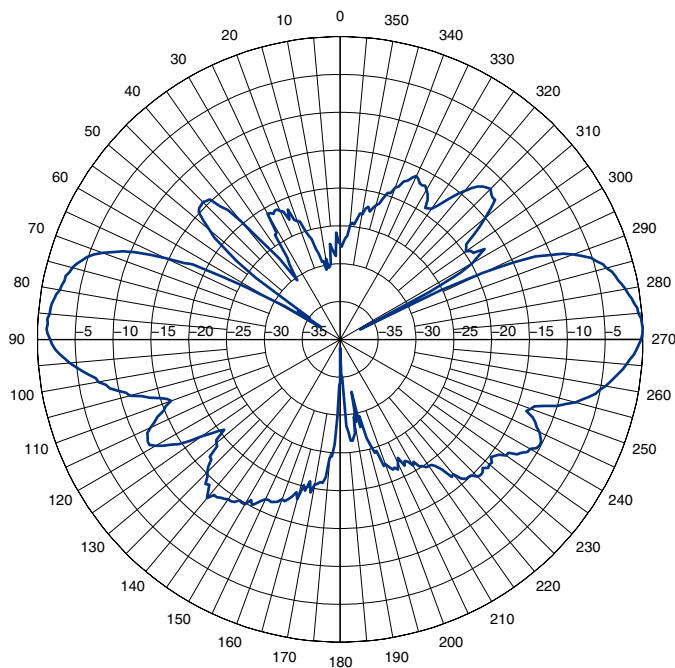
Specifications and Pattern

Electrical Specifications

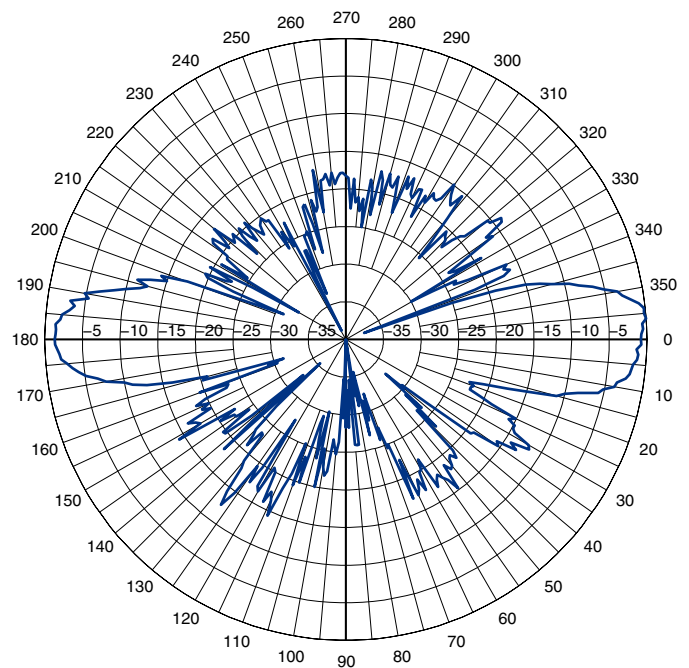
Model #	Frequency Range	Nominal Gain	Horizontal Beamwidth	Vertical Beamwidth	VSWR	Maximum Power
MMO24580608	2.4-2.48/5.15-5.85 GHz	6 dBi/8 dBi	360°	22° / 15°	< 2.0:1	25 Watts

Mechanical Specifications

Model #	Wind Survival	Equivalent Flat Plate Area	Lateral Thrust @ Rated Wind	Bending Moment @ Rated Wind	Antenna Height	Weight
MMO24580608	125 mph	0.12 ft ²	10.6 lbs	12.8 ft-lbs	26" (660.4 mm)	0.50 lbs (0.226 kg)



MMO24580608 Elevation Cut at 2.4 GHz



MMO24580608 Elevation Cut at 5 GHz

XtremeWave™ Directional Panel Antennas

The MAXRAD XtremeWave™ directional panel antennas are designed to cover 2.4 GHz, 5.8 GHz ISM and PCS frequencies with a VSWR of less than 1.5:1, obtaining

maximum gain with an attractive, low-profile package. All models provide efficient and stable performance across the band and can be mounted indoors or outdoors.

Features and Benefits:

- Patented PCB design. Provides best performance-to-price ratio.
- Utilizes UL94-V0 plastic and PC board. Provides UL's highest flame retardant rating allowing maximum placement flexibility. Meets the most stringent building codes.
- Attractive, low profile housing. Blends well with indoor and outdoor environments where aesthetic considerations are important.
- Corner exit RG58 pigtail design. Permits the panel to be mounted in vertical or horizontal polarity with a wide variety of connector options.
- Optional UL910 rated Plenum cable. Allows the cable to be installed in the strictest indoor mounting locations, including air ducts.
- Adjustable mounting brackets for indoor installation are included. Indoor corner mounting bracket and heavy duty outdoor mounting brackets are also available. These provide maximum flexibility for indoor or outdoor installations.



General Specifications:

Radome Material:
UL94-V0 plastic
Polarization:
Vertical or horizontal, linear (except MP24012CPLXFPT)
Left hand circular (Model MP24012CPLXFPT)
Lightning Protection:
DC grounded

Mounting Method:

Adjustable azimuth/elevation MPAB11 mount is included with 8 dBi panels.
Adjustable azimuth/elevation MPAB12 indoor corner mount is sold separately.

Nominal Impedance:
50 Ohms

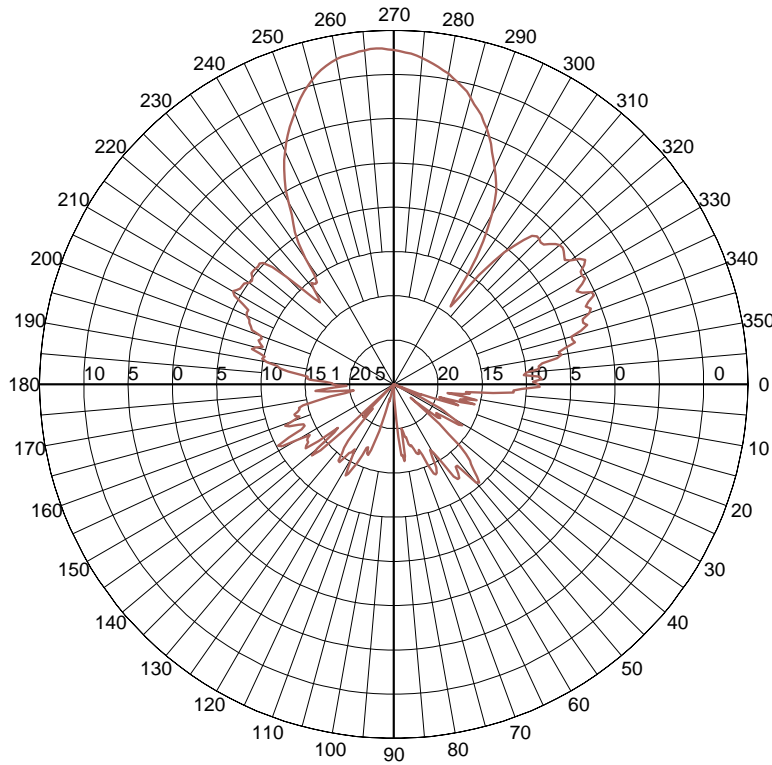
Electrical Specifications

Model #	Frequency Range	Gain	Front-to-Back Ratio	3 dB Horizontal Beamwidth	3 dB Vertical Beamwidth	VSWR	Maximum Power Input	Connector Options
MP19008XFPT	1850-1990 MHz	8.0 dBi	> 15 dB	90°	60°	< 1.5:1	20 Watts	N female (part #NF) is standard. Other connector options are available. Please consult factory for details.
MP19013XFPT	1850-1990 MHz	12.5 dBi	> 18 dB	40°	35°	< 1.5:1	20 Watts	
MP24008XFPT	2300-2500 MHz	8.5 dBi	> 15 dB	60°	60°	< 1.5:1	20 Watts	
MP24012CPLXFPT	2300-2500 MHz	12.0 dBic	> 20 dB	35°	35°	< 1.5:1	20 Watts	
MP24013XFPT	2300-2500 MHz	13.0 dBi	> 18 dB	35°	35°	< 1.5:1	20 Watts	
MP51513XFPT	5150-5350 MHz	13.0 dBi	> 23 dB	42°	27°	< 1.5:1	20 Watts	
MP58013XFPT	5725-5875 MHz	12.5 dBi	> 23 dB	42°	28°	< 1.5:1	20 Watts	

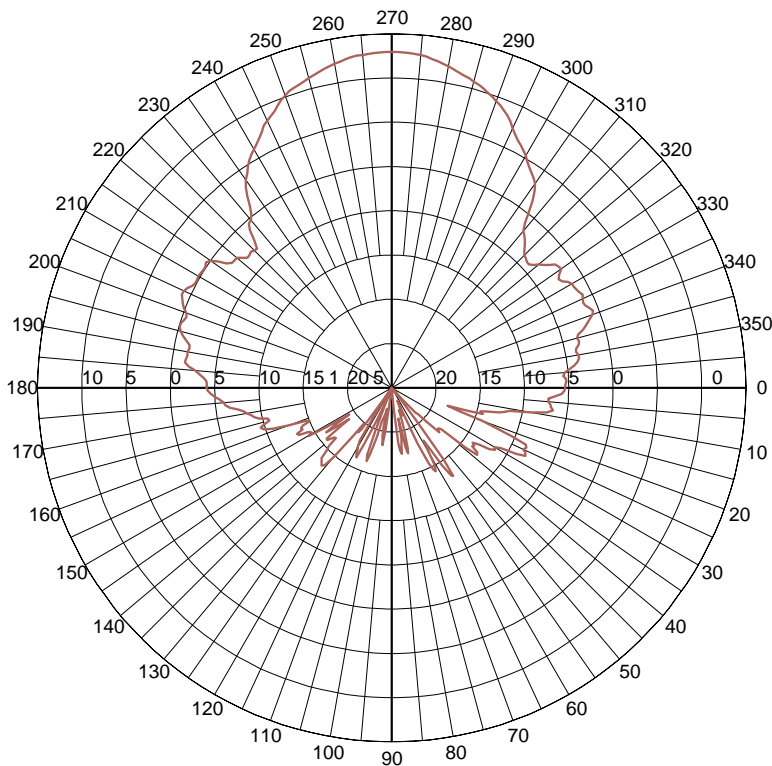
Mechanical Specifications

Model #	Temperature Range	Dimensions	Weight	Cable
MP19008XFPT	-40°C to +70°C	5.1" x 4.7" x 1.5" (12.9 x 11.9 x 3.8 cm)	0.5 lbs (0.23 kg)	12" (30.5 cm) RG58/U*
MP19013XFPT	-40°C to +70°C	8.8" x 8.1" x 1.6" (22.4 x 20.6 x 4.06 cm)	1.2 lbs (0.54 kg)	12" (30.5 cm) RG58/U*
MP24008XFPT	-40°C to +70°C	5.1" x 4.7" x 1.5" (12.9 x 11.9 x 3.8 cm)	0.5 lbs (0.23 kg)	12" (30.5 cm) RG58/U*
MP24012CPLXFPT	-40°C to +70°C	8.8" x 8.1" x 1.6" (22.4 x 20.6 x 4.06 cm)	1.2 lbs (0.54 kg)	12" (30.5 cm) RG58/U*
MP24013XFPT	-40°C to +70°C	8.8" x 8.1" x 1.6" (22.4 x 20.6 x 4.06 cm)	1.2 lbs (0.54 kg)	12" (30.5 cm) RG58/U*
MP51513XFPT	-40°C to +70°C	5.1" x 4.7" x 1.5" (12.9 x 11.9 x 3.8 cm)	0.5 lbs (0.23 kg)	6" (15.25 cm) .141 semi-rigid*
MP58013XFPT	-40°C to +70°C	5.1" x 4.7" x 1.5" (12.9 x 11.9 x 3.8 cm)	0.5 lbs (0.23 kg)	6" (15.25 cm) .141 semi-rigid*

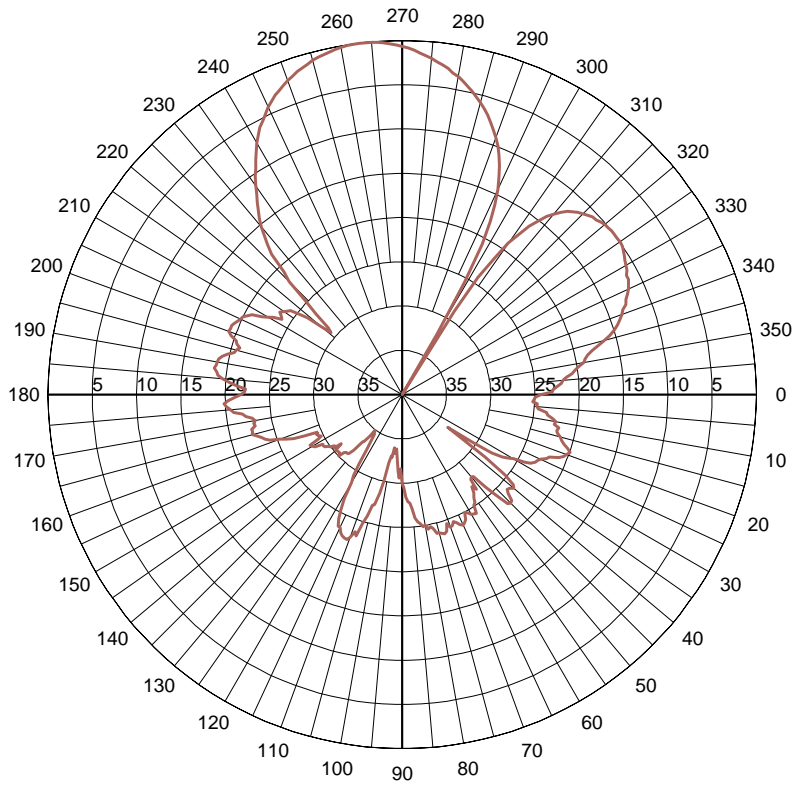
* UL910 rated cable optional.



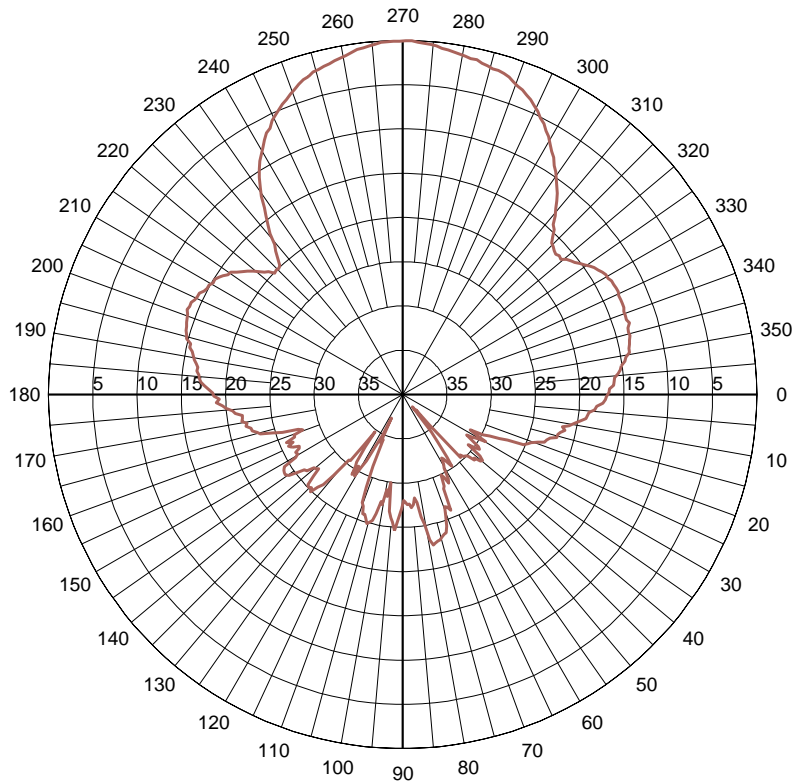
MP58013XFPT Elevation Cut



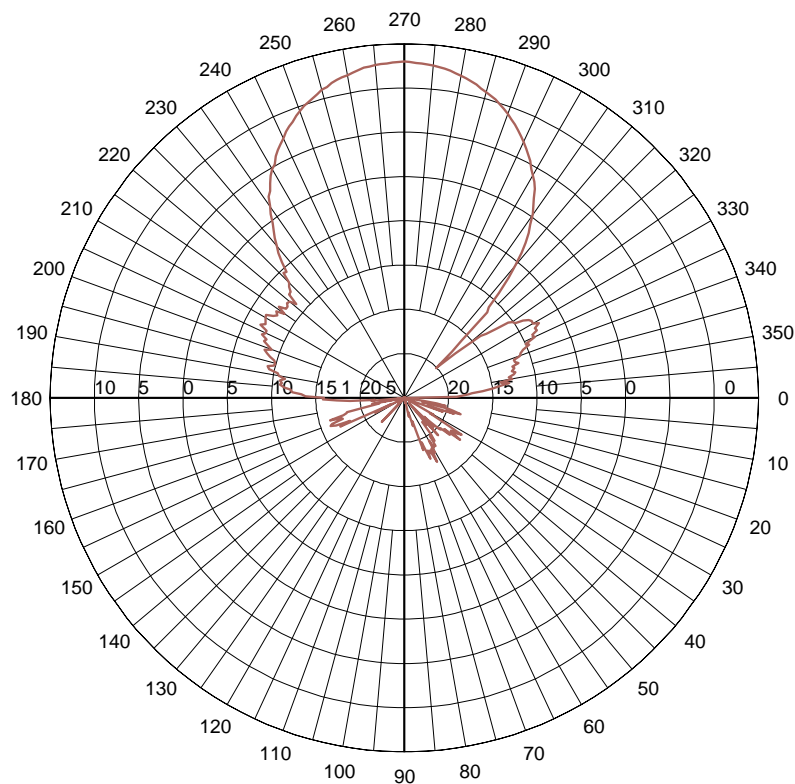
MP58013XFPT Azimuth Cut



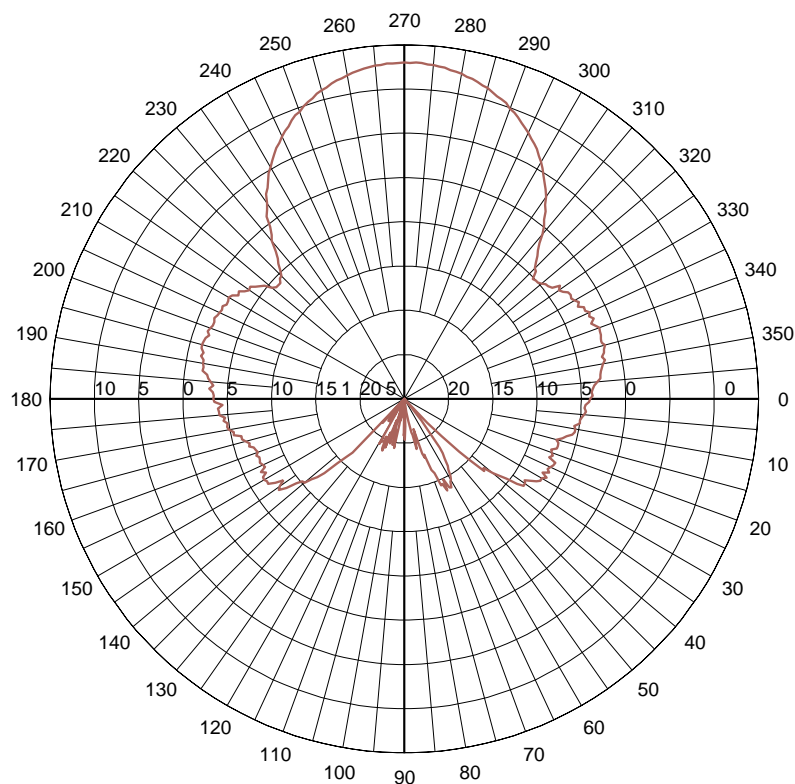
MP51513XFPT Elevation Cut



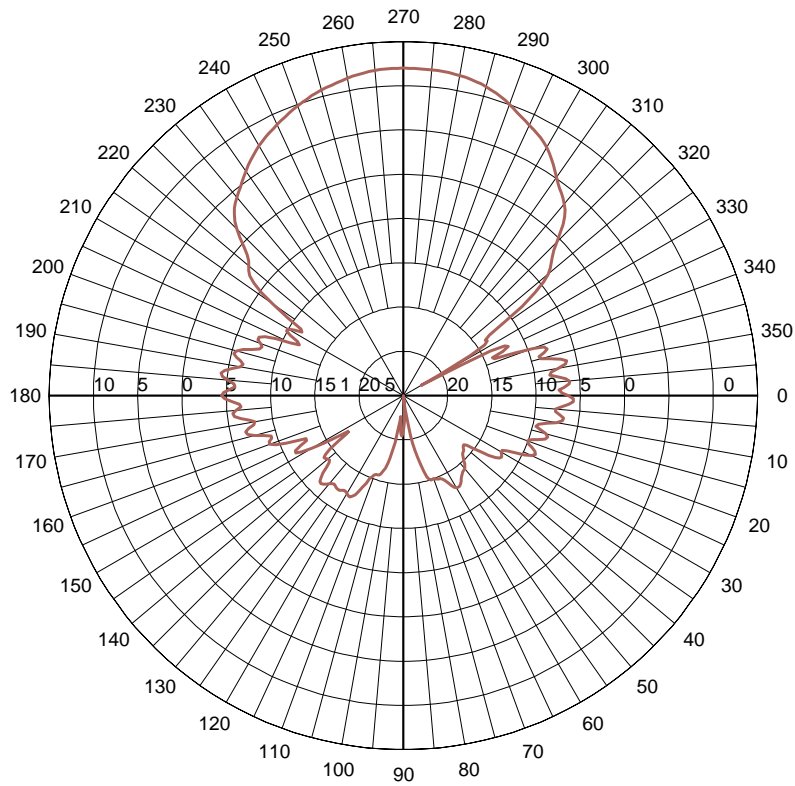
MP51513XFPT Azimuth Cut



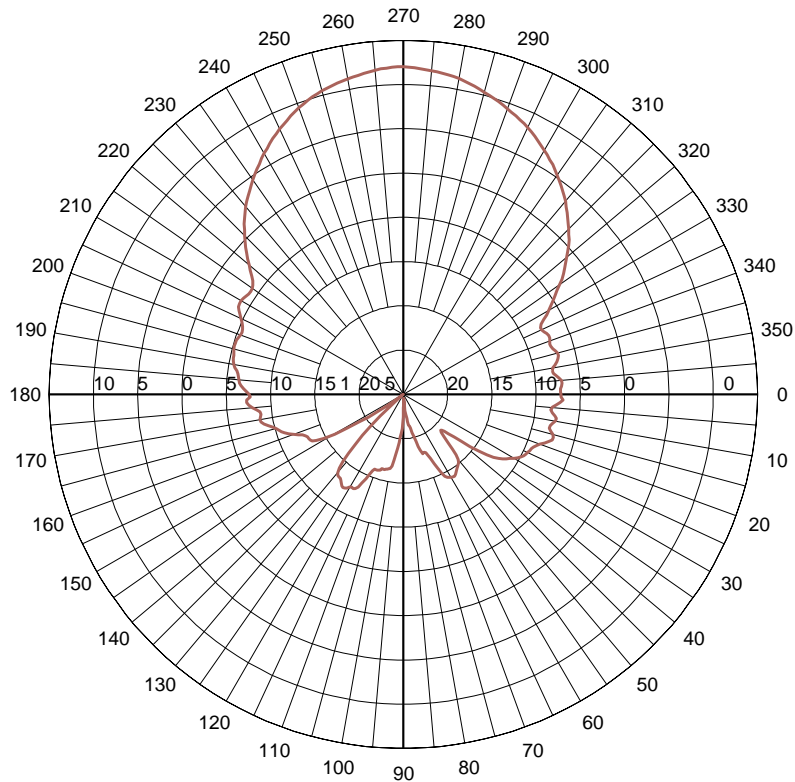
MP24013XFPT Elevation Cut



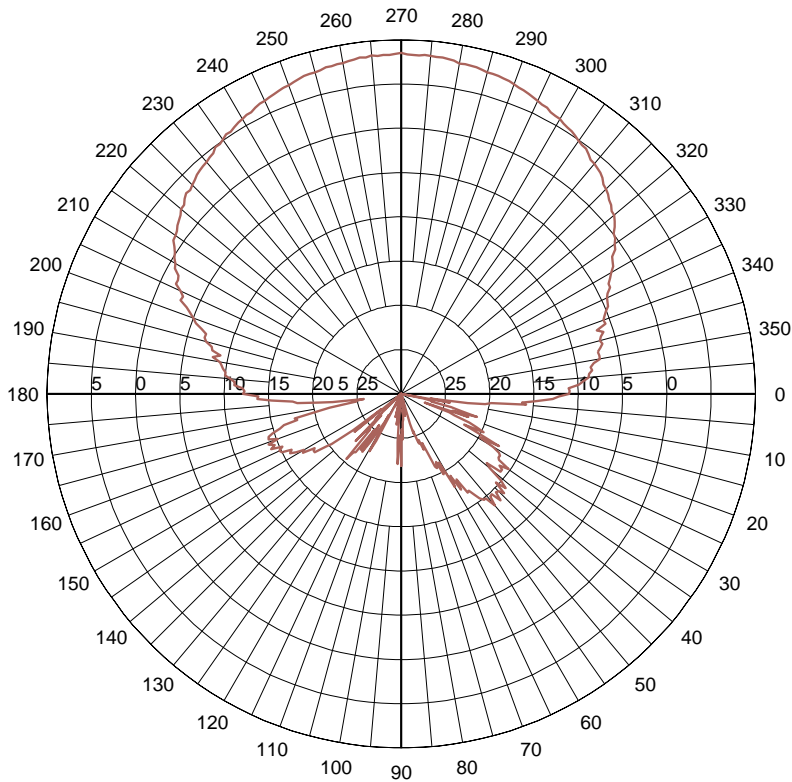
MP24013XFPT Azimuth Cut



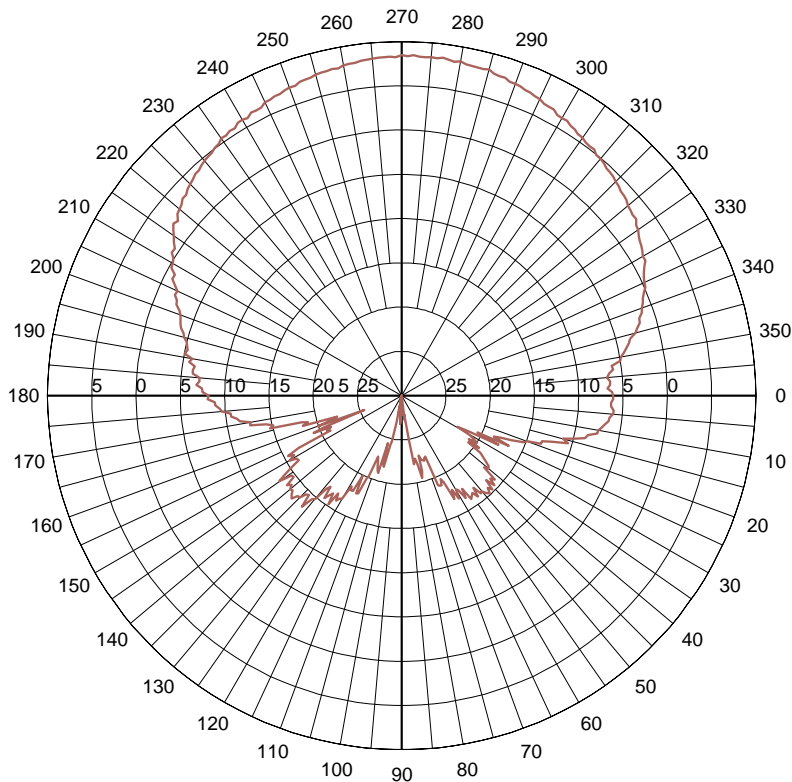
MP24012CPLXFPT Elevation Cut



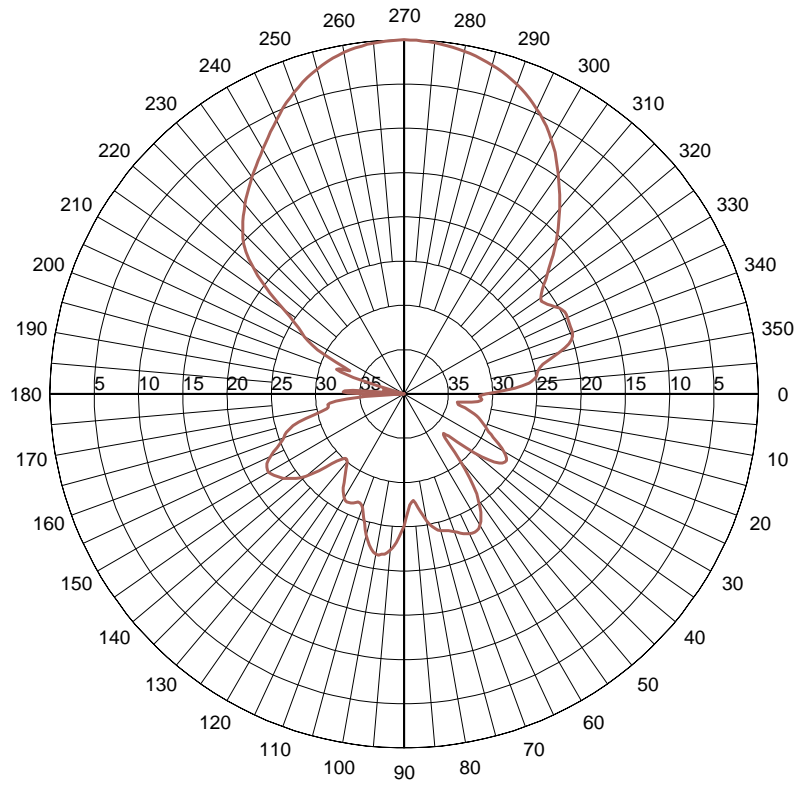
MP24012CPLXFPT Azimuth Cut



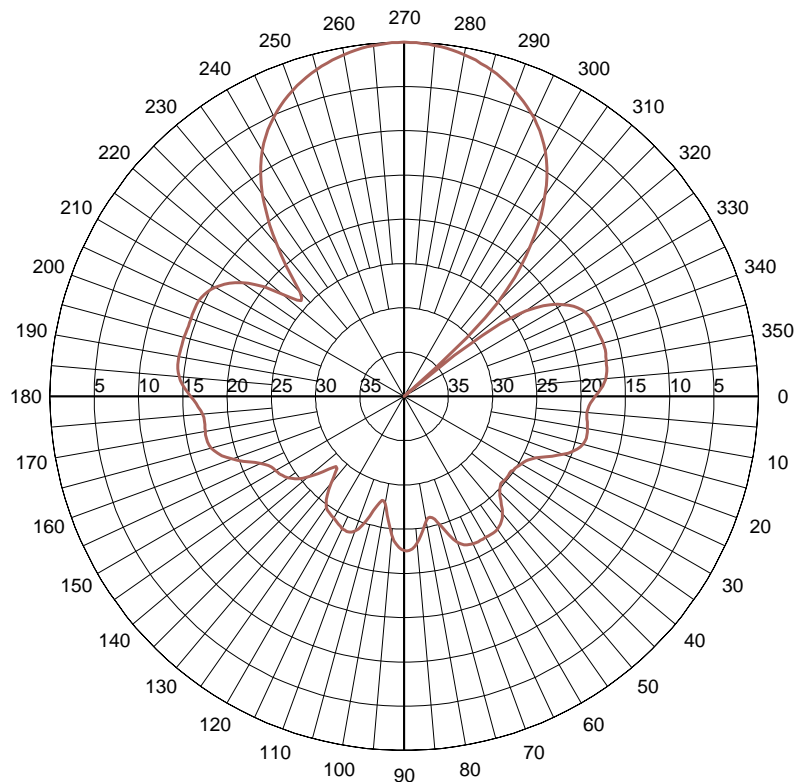
MP24008XFPT Elevation Cut



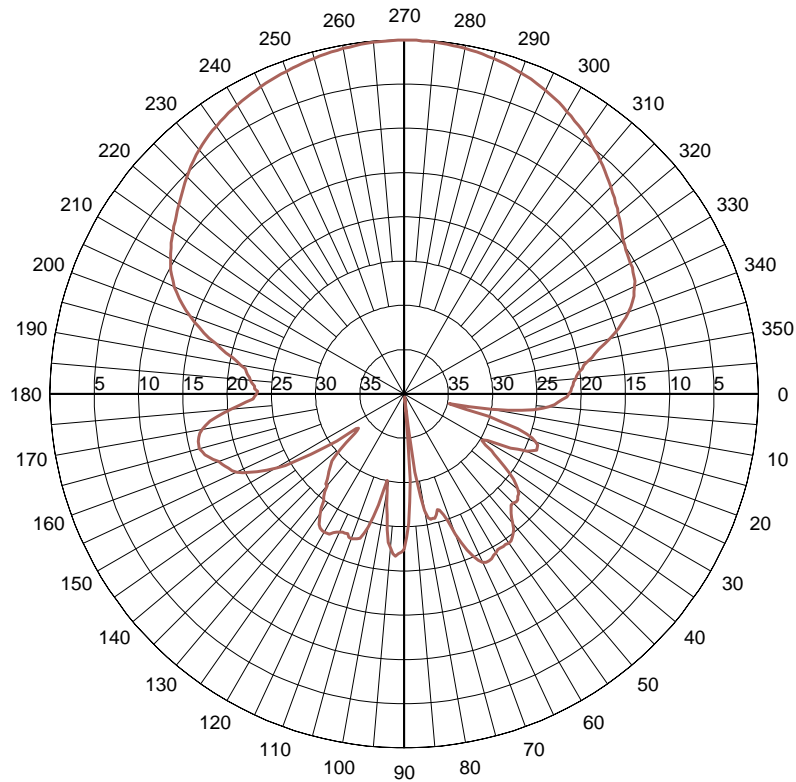
MP24008XFPT Azimuth Cut



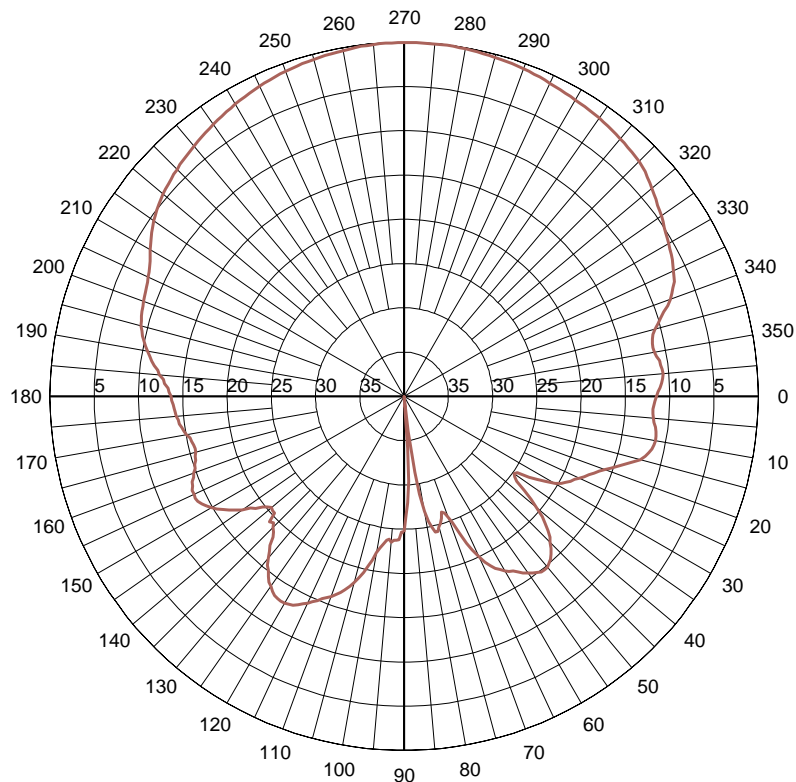
MP19013XFPT Elevation Cut



MP19013XFPT Azimuth Cut



MP19008XFPT Elevation Cut



MP19008XFPT Azimuth Cut

Dual-Band Omni-Directional Antenna

Version 1

for 2.4 / 5.0 / 5.2 / 5.6 / 5.8 GHz

SAA04-220050

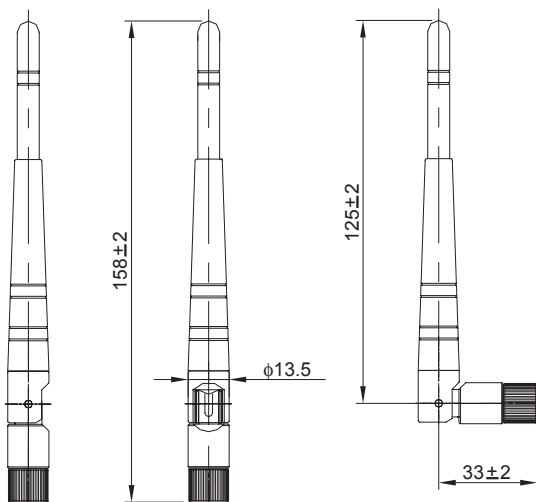
Electrical Specification

Frequency range	2400 MHz - 2500 MHz	4900 MHz - 5875 MHz
Gain	2 dBi	3 dBi
VSWR	2.0 : 1 Max.	
Polarization	Linear, vertical	
HPBW / horizontal	360°	360°
HPBW / vertical	70°	50°
Impedance	50 Ohms	
Power handling	2 W (cw)	
Connector	RP SMA Plug	

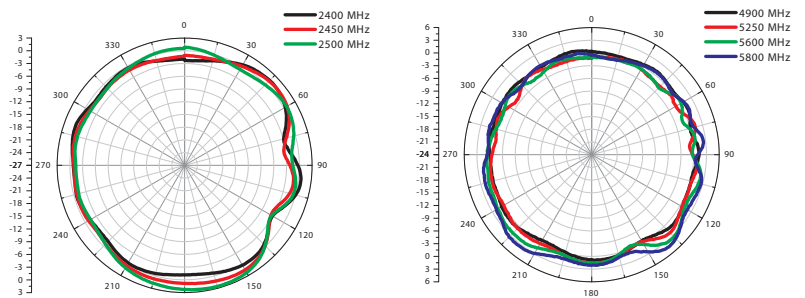


Environmental & Mechanical Characteristics

Temperature	- 10°C to +55°C
Humidity	95% @ 25°C
Radome color	Black
Radome material	PU, ABS, UV resistant
Weight	24 g
Dimensions	φ13.5 x 158 mm



H-plane Co-polarization Pattern



V-plane Co-polarization Pattern

