
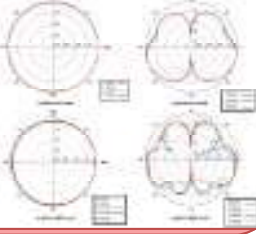

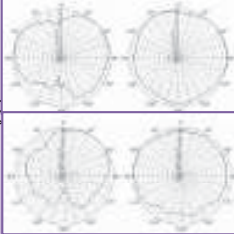




AP1010e Antenna



Model	Frequency Band	Gain	Polarization & Type	Beam width	Dimensions	Max Input Power	Operation Temperature	Antenna Pattern 2450 MHz and/or 5500MHz
ACC-ANT-ABGN230-W Omni directional rubber duct Dual-Band 	2.4 – 2.5 GHz	2.0 dBi	Vertical, Linear 1 x RP-SMA	E-Plane - 45° H-Plane - 360°	L = 5.1" Dia = 0.51" L = 13.0" Dia = 1.3 c	20 watts Impedance = 50Ω VSWR < 1.7:1	-30° C to +70° C -22° F to +158° F	
	5.15 – 5.85 GHz	2.0 dBi		E-Plane - 45° H-Plane - 360°				
ACC-ANT-I2ABGN-0304-O Ceiling mount Omni Dual-Band 2 x 2 MIMO 	2.4 – 2.5 GHz	3.0 dBi	Vertical, Linear 2x RP-SMA 2x 36" pigtail	E-Plane - 75° H-Plane - 360°	2.9" x 5.4" x 1.0" 7.36 x 13.7 x 2.54 c	2 watts Impedance = 50Ω VSWR < 1.7:1	-40° C to +70° C -40° F to +158° F	
	5.15 – 5.85 GHz	4.0 dBi		E-Plane - 90° H-Plane - 360°				