





## ceilings™ ANTENNA PANELS


### *Invisible Connectivity...*

Nearly every office space has ceiling tiles to which traditional in-building antennas are attached, and most create an undesirable, protruding focal point. Thus arises the challenge of how to hide them, while still getting the same, or better coverage.

Centurion answered that challenge by concealing in-building antennas in ceiling tiles for invisible wireless deployment.  ceilings™ Antenna Panels are standard Armstrong World Industries ceiling panels with Centurion antennas embedded inside to create a clean, worry free work environment.

#### FEATURES & OPTIONS:

-  ceilings™ Antenna Panels are produced through Centurion's partnership with Armstrong World Industries
- Patent-pending design embeds the latest antenna technology into standard Armstrong ceiling panels
- Provides the most efficient and effective in-building coverage because the ceiling plane is the best location for omni-directional antennas
- Specifically tuned and tested to perform in suspended panel ceilings
- Deliver equal or superior performance to traditional antennas
- Provides the capability for wireless connectivity to both voice and data
- Compatible with all wireless voice and data standards, including IEEE 802.11b, and PCS Bluetooth, AMPS





# In-Building

## i ceilings™ ANTENNA PANELS

### SPECIFICATIONS:

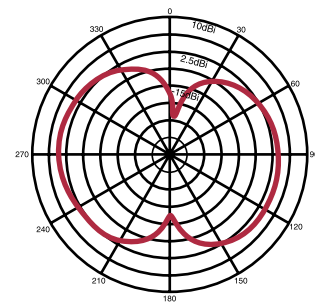
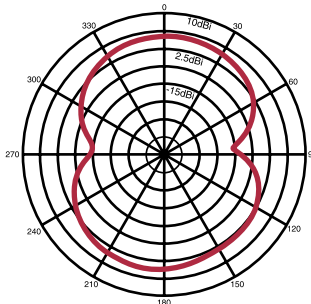
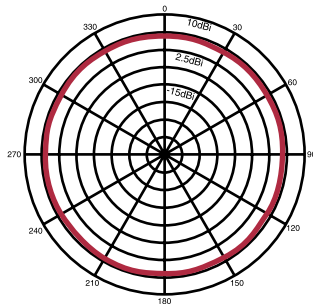
General specifications for In-Building i-ceilings Antenna Panels:

ELEMENT TYPE	Microstrip
AVAILABLE FREQUENCIES	806-2500 MHz
POLARIZATION	Horizontal
PEAK GAIN	3.0 dBi
IMPEDANCE	50 ohms
MAXIMUM IMPUT POWER	50 watts
VSWR	1.5

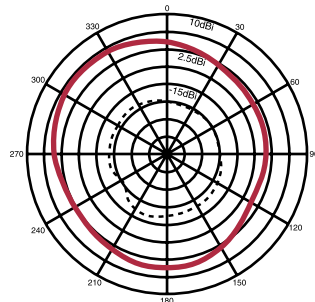
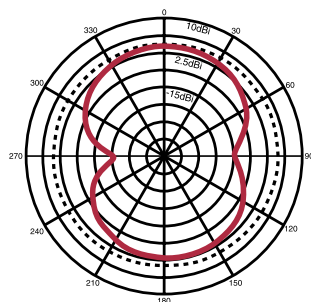
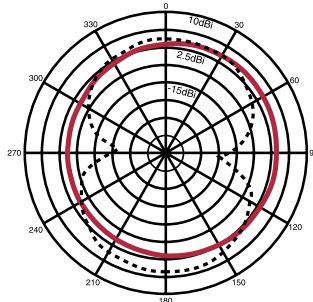
All centurion products are designed for maximum efficiency and are customizable and scalable to meet your frequency and application requirements.

### PATTERNS:

#### TYPICAL SINGLE ELEMENT PATTERNS



#### TYPICAL DUAL BAND PATTERNS



**AZIMUTH PLANE**  
Cut perpendicular to the antenna and perpendicular to the polarization

**ELEVATION PLANE**  
Cut perpendicular to the antenna and parallel to the polarization

**OMNI PLANE**  
Cut in the ceiling plane from above

..... - Total Field  
— - H-pol

Specifications subject to change without notice



3425 N.44th St., LINCOLN, NE 68504 USA  
SALES PHONE 800.228.4563 • SALES FAX 800.826.3774  
INTERNATIONAL PHONE 402.474.0706 • FAX 402.467.4528

