


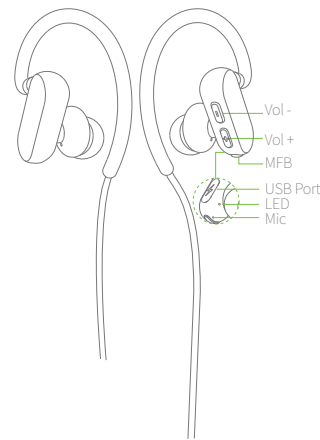
385mm

55mm

95mm

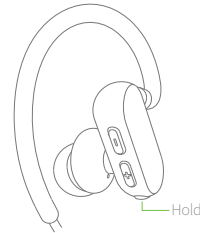


**Start Up**

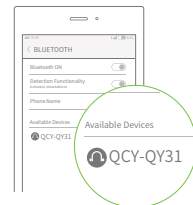


**How to Connect**

Hold MFB to trigger pairing mode(LED blinks red and blue promptly)  
For maiden use, pairing mode will be triggered once power on. Otherwise, hold MFB until LED blinks red and blue promptly.

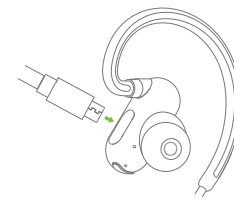


On cellphone, search for "QCY-QY31" and tap to connect.



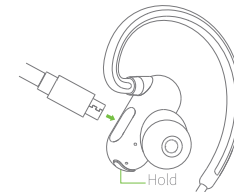
**How to Charge**

Low battery will be warned by red blinking LED and voice prompt. When charging, LED will be solid red and turns to blue once fully charged.



**Factory Setting**

Hold MFB until LED blinks red and blue when charging.



**Function**

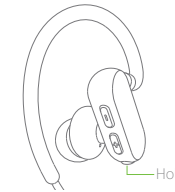
**Answer Call**

Tap MFB to answer incoming call(LED blinks blue promptly).



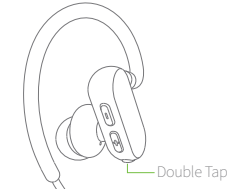
**Ignore Call**

Hold MFB for 1s to ignore incoming call(LED blinks blue promptly).



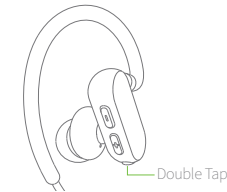
**Last Number Redial**

Double tap MFB when standby  
Notes: last number dialing out may vary with different cellphones.



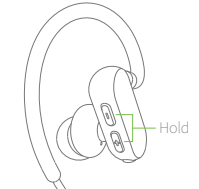
**Mute On**

Double tap MFB when calling



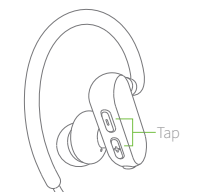
**Skip Track**

When playing music, hold Vol+/- to skip track forward/backward.



**Volume Control**

When playing music or calling, tap Vol+/-.



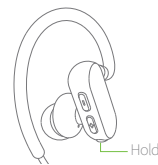
**Play/Pause**  
When standby, tap MFB to play/pause music

**Voice Assistant**  
Hold MFB for 1s to activate Voice Assistant (like Siri)

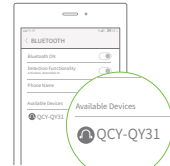
**Switch Audio Output Between Earphone and Cellphone**  
Hold MFB for 1s when calling

**Multi-point Connection**

1. Refer to "How to Connect" and pair it with cellphone1, then turn off the earphone.  
2. Hold MFB until LED blinks red and blue. On cellphone2, search for "QCY-QY31" and tap to connect.



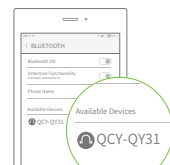
3. Once you finished step2. On cellphone1, re-confirm connection. Now Multi-point connection has been done.



Cellphone2

**Three-way Calling & Switching Between Active Call and Held Call**

Tap MFB to answer incoming call from cellphone1. Supposing you get another call from cellphone2 meanwhile, tap MFB to put the first call on hold while activate the second one. Double tap MFB to switch between held call and active call.



Cellphone1

**Function**

13g body delivers ultra light and comfortable wearing experience

10mm speaker unit provide perfect ambiance

Back-in-neck style makes it stable even in vigorous exercise

apt-X reproduces sound as great as CD level

**Basic Parameter**

Model: QCY-QY31  
Music Time: approx. 6hr  
Bluetooth Version: V4.2  
Operation Range: 10m  
Bluetooth Profile: HFP/A2DP/HSP/AVRCP  
Weight: 13g  
Size: 33×49×27mm  
Charging Time: up to 2hr  
Standby Time: approx. 160hr  
Input Parameter: 5V 100mA  
Battery Capacity: 3.7V 85mAh  
Battery Type: Li-ion

**After Service and Support**

1. Warranty Period  
1) Returning: 1 year after you purchase this item.  
2) Repairing: 2 years after you purchase this item.

**Free Returning will Only be Accessed under All of Following Circumstances**

1) 1 year after you purchase this item.  
2) Three completed guarantee receipts have to be provided to distributor (item model No., sales date and item serial No. shall be displayed on invoice and warranty card).  
3) Required item has to be with full package and accessories.  
4) Malfunction has to be caused by quality deficiencies.  
Notes: Exchanged item will have the same model No. and spec. as your required one's.

**Free Repairing will Only be Accessed under All of Following Circumstances**

1) 2 years after you purchase this item.  
2) Three completed guarantee receipts have to be provided to distributor (item model No., sales date and item serial No. shall be displayed on invoice and warranty card).  
3) Malfunction has to be caused by quality deficiencies.

**Free repairing & returning will not be accessed under following circumstances**

A. Item is out of warranty period or effective sales receipt and warranty card fail to be provided.  
B. Breakdowns of housing, bags, gifts and accessories or any non-functional fault.  
C. Unauthorized disassembly, breakdowns caused by improper operation or using in environment which is forbidden in user's manual.  
D. Artificial damages (including but not limiting to leaking, damped, dropping off, squeezing, breaking, burning and distortion).  
E. Faults caused by force majeure (such as earthquake, fire and flood).

**Hazardous substances and their contents in the item**

Part Name	Hazardous Substances					
	(Pb)	(Hg)	(Cd)	(Cr(VI))	(PBB)	(PBDE)
Main body	X	O	O	O	O	O
Battery	O	O	O	O	O	O
Ear tips	O	O	O	O	O	O
Accessories	O	O	O	O	O	O
Charging cable	X	O	O	O	O	O

This form is made by SJ/T 11364 regulation. O means that hazardous substance content in the homogeneous materials of this part is within the limits of GB/T 26572 regulation. X means that hazardous substance content in at least one certain homogeneous material of this part is beyond the limits of GB/T 26572 regulation.

**Lifespan**

As the booklet states, the eco-lifespan of the item is 5 years while using it in normal ways. During the period, no dangerous material will be leaked. The item must be recycled by the local law.

**For any after service, please contact local distributor**

Manufacturer: Dongguan Hele Electronics Co., Ltd.  
Address: Dalingya Industrial Zone, Daojiao Town, Dongguan City, Guangdong Province (QCY Environmental Zone, Dalingya No.5, Yuehui Road)  
Perform standard: Q/HL 1-2016

**Tips**

1. Before using the headset, please read the manual carefully and keep it for future references.  
2. The headset need to be fully charged prior to first-time use.  
3. If the headset is left unused for over two weeks, please recharge it periodically.  
4. Please use the chargers made by qualified manufacturer.  
5. If the headset cannot be searched by your phone, please check whether it is in pairing mode; if left unconnected for a long while, the headset will exit pairing mode, please re-enter the mode; if a procedure error of your phone occurs, reboot it; if a procedure error of the headset occurs, reboot or reset it.

**Caveats**

1. Never disassemble or modify your headset for any reasons to avoid any damages and danger.  
2. Do not store the headset in extreme temperatures (under 0°C or over 45°C).  
3. Avoid using the indicator close to the eyes of children or animals.  
4. Do not use this headset during a thunderstorm to avoid irregular function and increased risk of electric shock.  
5. Do not use harsh chemicals or strong detergents to clean the headset.  
6. Keep the headset dry.  
Notes: Please arrange using time properly since your hearing may be damaged by using the device for a long time.

**FCC Statement**

This equipment has been tested and found to comply with the limits for a Class B digital device, pursuant to Part 15 of the FCC Rules. These limits are designed to provide reasonable protection against harmful interference in a residential installation. This equipment generates uses and can radiate radio frequency energy and, if not installed and used in accordance with the instructions, may cause harmful interference to radio communications. However, there is no guarantee that interference will not occur in a particular installation. If this equipment does cause harmful interference to radio or television reception, which can be determined by turning the equipment off and on, the user is encouraged to try to correct the interference by one or more of the following measures:  
-- Reorient or relocate the receiving antenna.  
-- Increase the separation between the equipment and receiver.  
-- Connect the equipment into an outlet on a circuit different from that to which the receiver is connected.  
-- Consult the dealer or an experienced radio/TV technician for help.

This device complies with part 15 of the FCC Rules. Operation is subject to the following two conditions:  
(1) This device may not cause harmful interference, and (2) this device must accept any interference received, including interference that may cause undesired operation.  
Changes or modifications not expressly approved by the party responsible for compliance could void the user's authority to operate the equipment.

