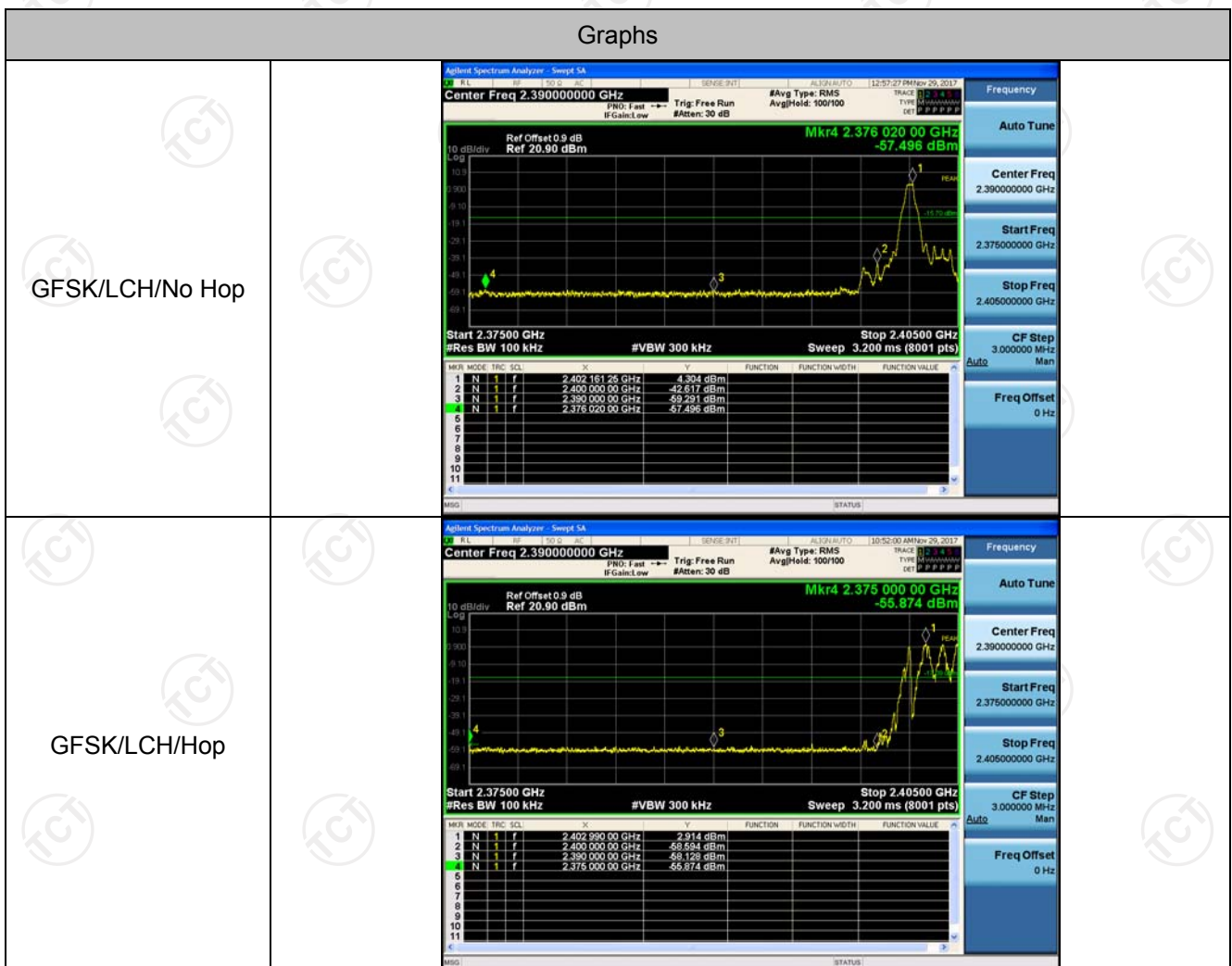


## Band-edge for RF Conducted Emissions


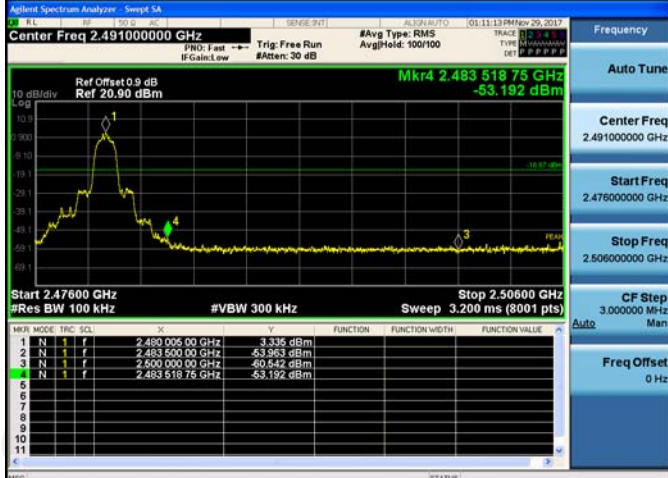
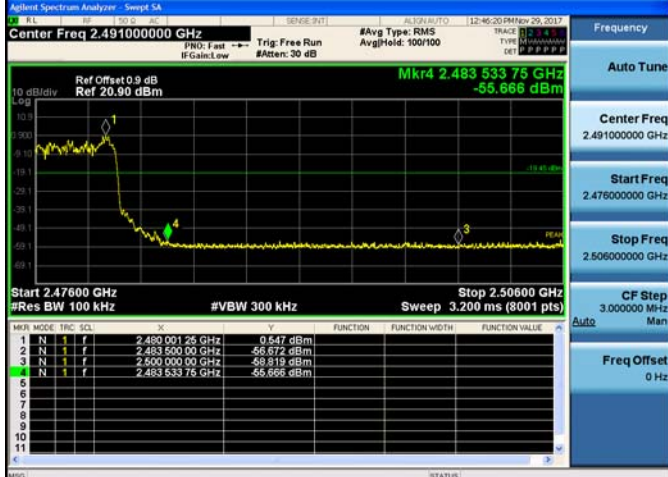
### Result Table

Mode	Channel	Carrier Frequency [MHz]	Carrier Power [dBm]	Frequency Hopping	Max Spurious Level [dBm]	Limit [dBm]	Verdict
GFSK	LCH	2402	4.304	Off	-57.496	-15.7	PASS
			2.914	On	-55.874	-17.09	PASS
GFSK	HCH	2480	5.417	Off	-55.914	-14.58	PASS
			3.989	On	-54.562	-16.01	PASS
$\pi/4$ DQPSK	LCH	2402	1.828	Off	-56.744	-18.17	PASS
			-0.061	On	-56.329	-20.06	PASS
$\pi/4$ DQPSK	HCH	2480	3.335	Off	-53.192	-16.67	PASS
			0.547	On	-55.666	-19.45	PASS
8DPSK	LCH	2402	1.908	Off	-57.225	-18.09	PASS
			1.975	On	-56.630	-18.03	PASS
8DPSK	HCH	2480	3.401	Off	-53.626	-16.6	PASS
			0.913	On	-55.815	-19.09	PASS

### Test Graph



<p>GFSK/HCH/No Hop</p>	<p>Agilent Spectrum Analyzer - Swept SA</p> <p>Center Freq 2.491000000 GHz</p> <p>Ref Offset 0.9 dB Ref 20.90 dBm</p> <p>Mkr4 2.483 908 75 GHz -55.914 dBm</p> <p>Start 2.47600 GHz #Res BW 100 kHz #VBW 300 kHz Stop 2.50600 GHz Sweep 3.200 ms (8001 pts)</p> <table border="1"> <thead> <tr> <th>MNR</th> <th>MODE</th> <th>TRIG</th> <th>SCL</th> <th>X</th> <th>Y</th> <th>FUNCTION</th> <th>FUNCTION WIDTH</th> <th>FUNCTION VALUE</th> </tr> </thead> <tbody> <tr> <td>1</td> <td>N</td> <td>1</td> <td>f</td> <td>2.480 158 75 GHz</td> <td>5.417 dBm</td> <td></td> <td></td> <td></td> </tr> <tr> <td>2</td> <td>N</td> <td>1</td> <td>f</td> <td>2.483 500 00 GHz</td> <td>-47.231 dBm</td> <td></td> <td></td> <td></td> </tr> <tr> <td>3</td> <td>N</td> <td>1</td> <td>f</td> <td>2.500 000 00 GHz</td> <td>-59.461 dBm</td> <td></td> <td></td> <td></td> </tr> <tr> <td>4</td> <td>N</td> <td>1</td> <td>f</td> <td>2.483 908 75 GHz</td> <td>-55.914 dBm</td> <td></td> <td></td> <td></td> </tr> </tbody> </table>	MNR	MODE	TRIG	SCL	X	Y	FUNCTION	FUNCTION WIDTH	FUNCTION VALUE	1	N	1	f	2.480 158 75 GHz	5.417 dBm				2	N	1	f	2.483 500 00 GHz	-47.231 dBm				3	N	1	f	2.500 000 00 GHz	-59.461 dBm				4	N	1	f	2.483 908 75 GHz	-55.914 dBm			
MNR	MODE	TRIG	SCL	X	Y	FUNCTION	FUNCTION WIDTH	FUNCTION VALUE																																						
1	N	1	f	2.480 158 75 GHz	5.417 dBm																																									
2	N	1	f	2.483 500 00 GHz	-47.231 dBm																																									
3	N	1	f	2.500 000 00 GHz	-59.461 dBm																																									
4	N	1	f	2.483 908 75 GHz	-55.914 dBm																																									
<p>GFSK/HCH/Hop</p>	<p>Agilent Spectrum Analyzer - Swept SA</p> <p>Center Freq 2.491000000 GHz</p> <p>Ref Offset 0.9 dB Ref 20.90 dBm</p> <p>Mkr4 2.498 020 00 GHz -54.562 dBm</p> <p>Start 2.47600 GHz #Res BW 100 kHz #VBW 300 kHz Stop 2.50600 GHz Sweep 3.200 ms (8001 pts)</p> <table border="1"> <thead> <tr> <th>MNR</th> <th>MODE</th> <th>TRIG</th> <th>SCL</th> <th>X</th> <th>Y</th> <th>FUNCTION</th> <th>FUNCTION WIDTH</th> <th>FUNCTION VALUE</th> </tr> </thead> <tbody> <tr> <td>1</td> <td>N</td> <td>1</td> <td>f</td> <td>2.478 835 00 GHz</td> <td>3.989 dBm</td> <td></td> <td></td> <td></td> </tr> <tr> <td>2</td> <td>N</td> <td>1</td> <td>f</td> <td>2.483 500 00 GHz</td> <td>-58.750 dBm</td> <td></td> <td></td> <td></td> </tr> <tr> <td>3</td> <td>N</td> <td>1</td> <td>f</td> <td>2.500 000 00 GHz</td> <td>-57.547 dBm</td> <td></td> <td></td> <td></td> </tr> <tr> <td>4</td> <td>N</td> <td>1</td> <td>f</td> <td>2.498 020 00 GHz</td> <td>-54.562 dBm</td> <td></td> <td></td> <td></td> </tr> </tbody> </table>	MNR	MODE	TRIG	SCL	X	Y	FUNCTION	FUNCTION WIDTH	FUNCTION VALUE	1	N	1	f	2.478 835 00 GHz	3.989 dBm				2	N	1	f	2.483 500 00 GHz	-58.750 dBm				3	N	1	f	2.500 000 00 GHz	-57.547 dBm				4	N	1	f	2.498 020 00 GHz	-54.562 dBm			
MNR	MODE	TRIG	SCL	X	Y	FUNCTION	FUNCTION WIDTH	FUNCTION VALUE																																						
1	N	1	f	2.478 835 00 GHz	3.989 dBm																																									
2	N	1	f	2.483 500 00 GHz	-58.750 dBm																																									
3	N	1	f	2.500 000 00 GHz	-57.547 dBm																																									
4	N	1	f	2.498 020 00 GHz	-54.562 dBm																																									
<p><math>\pi/4</math>DQPSK/LCH/No Hop</p>	<p>Agilent Spectrum Analyzer - Swept SA</p> <p>Center Freq 2.390000000 GHz</p> <p>Ref Offset 0.9 dB Ref 20.90 dBm</p> <p>Mkr4 2.387 975 00 GHz -56.744 dBm</p> <p>Start 2.37500 GHz #Res BW 100 kHz #VBW 300 kHz Stop 2.40500 GHz Sweep 3.200 ms (8001 pts)</p> <table border="1"> <thead> <tr> <th>MNR</th> <th>MODE</th> <th>TRIG</th> <th>SCL</th> <th>X</th> <th>Y</th> <th>FUNCTION</th> <th>FUNCTION WIDTH</th> <th>FUNCTION VALUE</th> </tr> </thead> <tbody> <tr> <td>1</td> <td>N</td> <td>1</td> <td>f</td> <td>2.402 003 75 GHz</td> <td>1.020 dBm</td> <td></td> <td></td> <td></td> </tr> <tr> <td>2</td> <td>N</td> <td>1</td> <td>f</td> <td>2.400 000 00 GHz</td> <td>-47.073 dBm</td> <td></td> <td></td> <td></td> </tr> <tr> <td>3</td> <td>N</td> <td>1</td> <td>f</td> <td>2.390 000 00 GHz</td> <td>-59.523 dBm</td> <td></td> <td></td> <td></td> </tr> <tr> <td>4</td> <td>N</td> <td>1</td> <td>f</td> <td>2.387 975 00 GHz</td> <td>-56.744 dBm</td> <td></td> <td></td> <td></td> </tr> </tbody> </table>	MNR	MODE	TRIG	SCL	X	Y	FUNCTION	FUNCTION WIDTH	FUNCTION VALUE	1	N	1	f	2.402 003 75 GHz	1.020 dBm				2	N	1	f	2.400 000 00 GHz	-47.073 dBm				3	N	1	f	2.390 000 00 GHz	-59.523 dBm				4	N	1	f	2.387 975 00 GHz	-56.744 dBm			
MNR	MODE	TRIG	SCL	X	Y	FUNCTION	FUNCTION WIDTH	FUNCTION VALUE																																						
1	N	1	f	2.402 003 75 GHz	1.020 dBm																																									
2	N	1	f	2.400 000 00 GHz	-47.073 dBm																																									
3	N	1	f	2.390 000 00 GHz	-59.523 dBm																																									
4	N	1	f	2.387 975 00 GHz	-56.744 dBm																																									

<p><math>\pi/4</math>DQPSK/LCH/Hop</p>	 <p>Agilent Spectrum Analyzer - Swept SA</p> <p>Center Freq 2.39000000 GHz</p> <p>Mkr4 2.37914000 GHz -56.329 dBm</p> <p>Start 2.37500 GHz #Res BW 100 kHz #VBW 300 kHz Sweep 3.200 ms (8001 pts)</p> <table border="1"> <thead> <tr> <th>MNR</th> <th>MODE</th> <th>TRC</th> <th>SCL</th> <th>X</th> <th>Y</th> <th>FUNCTION</th> <th>FUNCTION WIDTH</th> <th>FUNCTION VALUE</th> </tr> </thead> <tbody> <tr><td>1</td><td>N</td><td>1</td><td>f</td><td>2.40400250 GHz</td><td>-0.061 dBm</td><td></td><td></td><td></td></tr> <tr><td>2</td><td>N</td><td>1</td><td>f</td><td>2.40000000 GHz</td><td>-56.682 dBm</td><td></td><td></td><td></td></tr> <tr><td>3</td><td>N</td><td>1</td><td>f</td><td>2.39000000 GHz</td><td>-59.278 dBm</td><td></td><td></td><td></td></tr> <tr><td>4</td><td>N</td><td>1</td><td>f</td><td>2.37914000 GHz</td><td>-56.329 dBm</td><td></td><td></td><td></td></tr> </tbody> </table>	MNR	MODE	TRC	SCL	X	Y	FUNCTION	FUNCTION WIDTH	FUNCTION VALUE	1	N	1	f	2.40400250 GHz	-0.061 dBm				2	N	1	f	2.40000000 GHz	-56.682 dBm				3	N	1	f	2.39000000 GHz	-59.278 dBm				4	N	1	f	2.37914000 GHz	-56.329 dBm			
MNR	MODE	TRC	SCL	X	Y	FUNCTION	FUNCTION WIDTH	FUNCTION VALUE																																						
1	N	1	f	2.40400250 GHz	-0.061 dBm																																									
2	N	1	f	2.40000000 GHz	-56.682 dBm																																									
3	N	1	f	2.39000000 GHz	-59.278 dBm																																									
4	N	1	f	2.37914000 GHz	-56.329 dBm																																									
<p><math>\pi/4</math>DQPSK/HCH/No Hop</p>	 <p>Agilent Spectrum Analyzer - Swept SA</p> <p>Center Freq 2.49100000 GHz</p> <p>Mkr4 2.48351875 GHz -53.192 dBm</p> <p>Start 2.47600 GHz #Res BW 100 kHz #VBW 300 kHz Sweep 3.200 ms (8001 pts)</p> <table border="1"> <thead> <tr> <th>MNR</th> <th>MODE</th> <th>TRC</th> <th>SCL</th> <th>X</th> <th>Y</th> <th>FUNCTION</th> <th>FUNCTION WIDTH</th> <th>FUNCTION VALUE</th> </tr> </thead> <tbody> <tr><td>1</td><td>N</td><td>1</td><td>f</td><td>2.48000500 GHz</td><td>3.336 dBm</td><td></td><td></td><td></td></tr> <tr><td>2</td><td>N</td><td>1</td><td>f</td><td>2.48350000 GHz</td><td>-53.293 dBm</td><td></td><td></td><td></td></tr> <tr><td>3</td><td>N</td><td>1</td><td>f</td><td>2.50000000 GHz</td><td>-60.542 dBm</td><td></td><td></td><td></td></tr> <tr><td>4</td><td>N</td><td>1</td><td>f</td><td>2.48351875 GHz</td><td>-53.192 dBm</td><td></td><td></td><td></td></tr> </tbody> </table>	MNR	MODE	TRC	SCL	X	Y	FUNCTION	FUNCTION WIDTH	FUNCTION VALUE	1	N	1	f	2.48000500 GHz	3.336 dBm				2	N	1	f	2.48350000 GHz	-53.293 dBm				3	N	1	f	2.50000000 GHz	-60.542 dBm				4	N	1	f	2.48351875 GHz	-53.192 dBm			
MNR	MODE	TRC	SCL	X	Y	FUNCTION	FUNCTION WIDTH	FUNCTION VALUE																																						
1	N	1	f	2.48000500 GHz	3.336 dBm																																									
2	N	1	f	2.48350000 GHz	-53.293 dBm																																									
3	N	1	f	2.50000000 GHz	-60.542 dBm																																									
4	N	1	f	2.48351875 GHz	-53.192 dBm																																									
<p><math>\pi/4</math>DQPSK/HCH/Hop</p>	 <p>Agilent Spectrum Analyzer - Swept SA</p> <p>Center Freq 2.49100000 GHz</p> <p>Mkr4 2.48353375 GHz -55.666 dBm</p> <p>Start 2.47600 GHz #Res BW 100 kHz #VBW 300 kHz Sweep 3.200 ms (8001 pts)</p> <table border="1"> <thead> <tr> <th>MNR</th> <th>MODE</th> <th>TRC</th> <th>SCL</th> <th>X</th> <th>Y</th> <th>FUNCTION</th> <th>FUNCTION WIDTH</th> <th>FUNCTION VALUE</th> </tr> </thead> <tbody> <tr><td>1</td><td>N</td><td>1</td><td>f</td><td>2.48001250 GHz</td><td>0.547 dBm</td><td></td><td></td><td></td></tr> <tr><td>2</td><td>N</td><td>1</td><td>f</td><td>2.48350000 GHz</td><td>-56.672 dBm</td><td></td><td></td><td></td></tr> <tr><td>3</td><td>N</td><td>1</td><td>f</td><td>2.50000000 GHz</td><td>-58.819 dBm</td><td></td><td></td><td></td></tr> <tr><td>4</td><td>N</td><td>1</td><td>f</td><td>2.48353375 GHz</td><td>-55.666 dBm</td><td></td><td></td><td></td></tr> </tbody> </table>	MNR	MODE	TRC	SCL	X	Y	FUNCTION	FUNCTION WIDTH	FUNCTION VALUE	1	N	1	f	2.48001250 GHz	0.547 dBm				2	N	1	f	2.48350000 GHz	-56.672 dBm				3	N	1	f	2.50000000 GHz	-58.819 dBm				4	N	1	f	2.48353375 GHz	-55.666 dBm			
MNR	MODE	TRC	SCL	X	Y	FUNCTION	FUNCTION WIDTH	FUNCTION VALUE																																						
1	N	1	f	2.48001250 GHz	0.547 dBm																																									
2	N	1	f	2.48350000 GHz	-56.672 dBm																																									
3	N	1	f	2.50000000 GHz	-58.819 dBm																																									
4	N	1	f	2.48353375 GHz	-55.666 dBm																																									

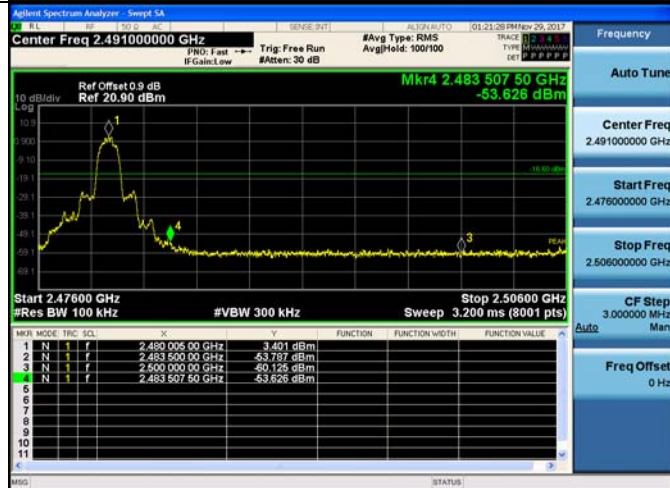
8DPSK/LCH/No Hop



8DPSK/LCH/Hop

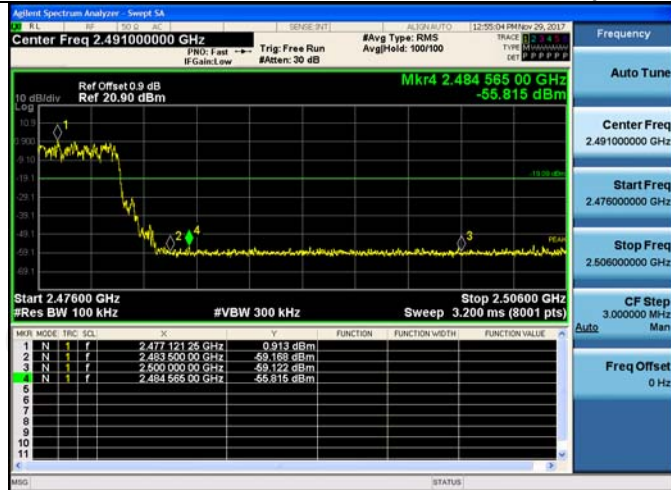


8DPSK/HCH/No Hop





8DPSK/HCH/Hop

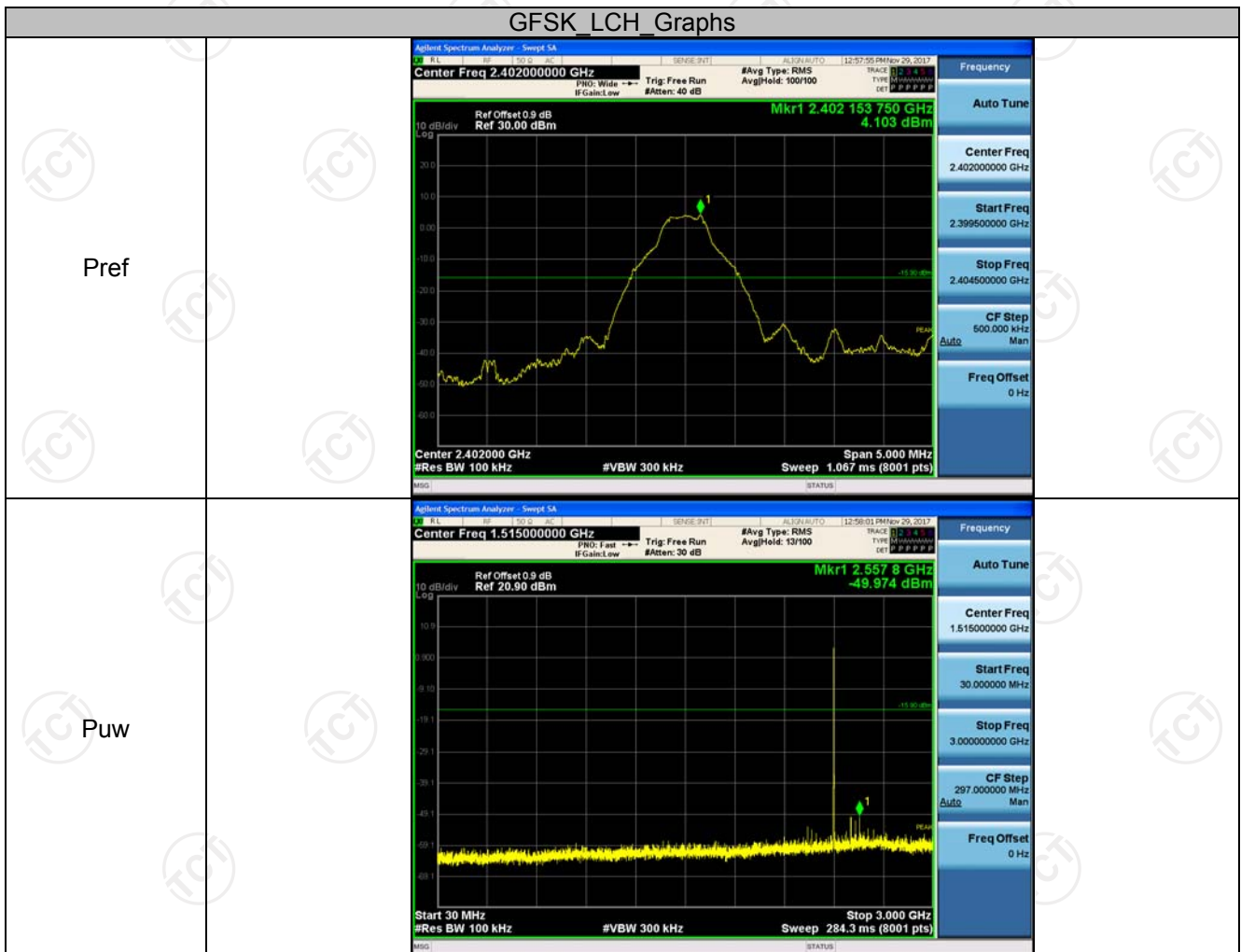


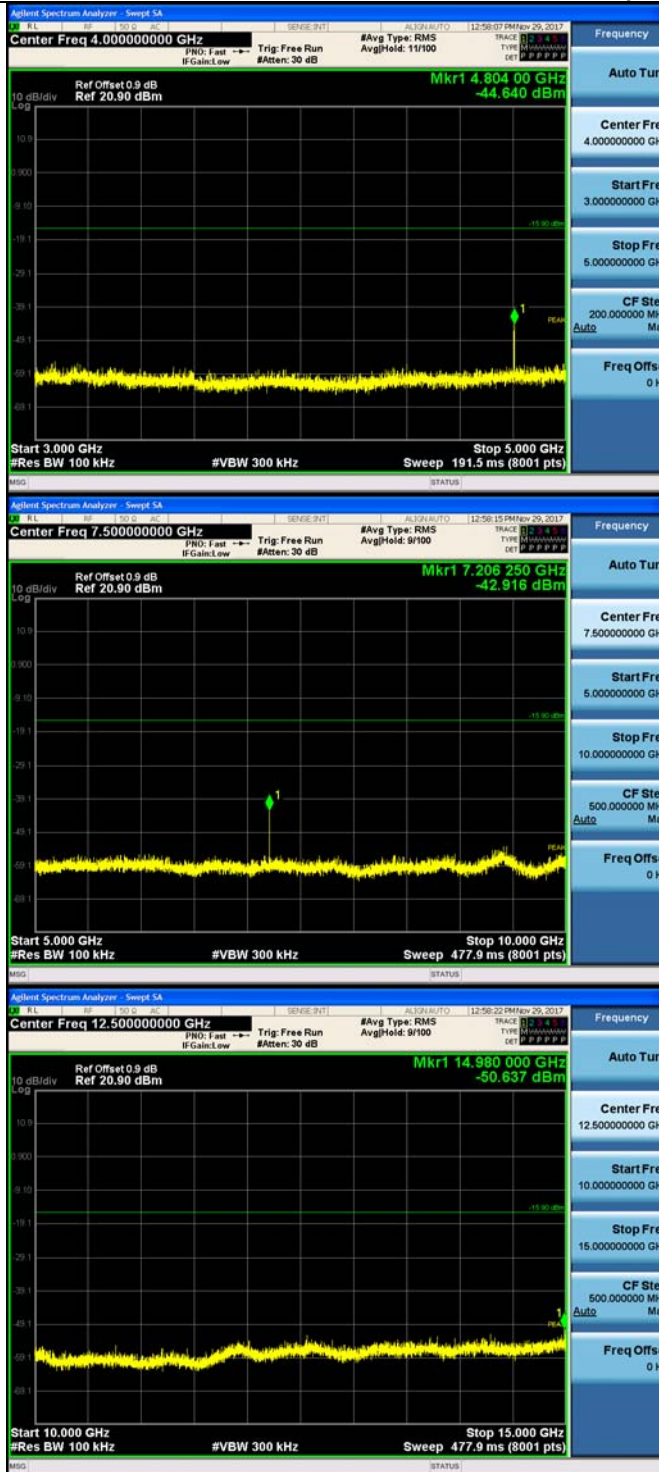
## RF Conducted Spurious Emissions

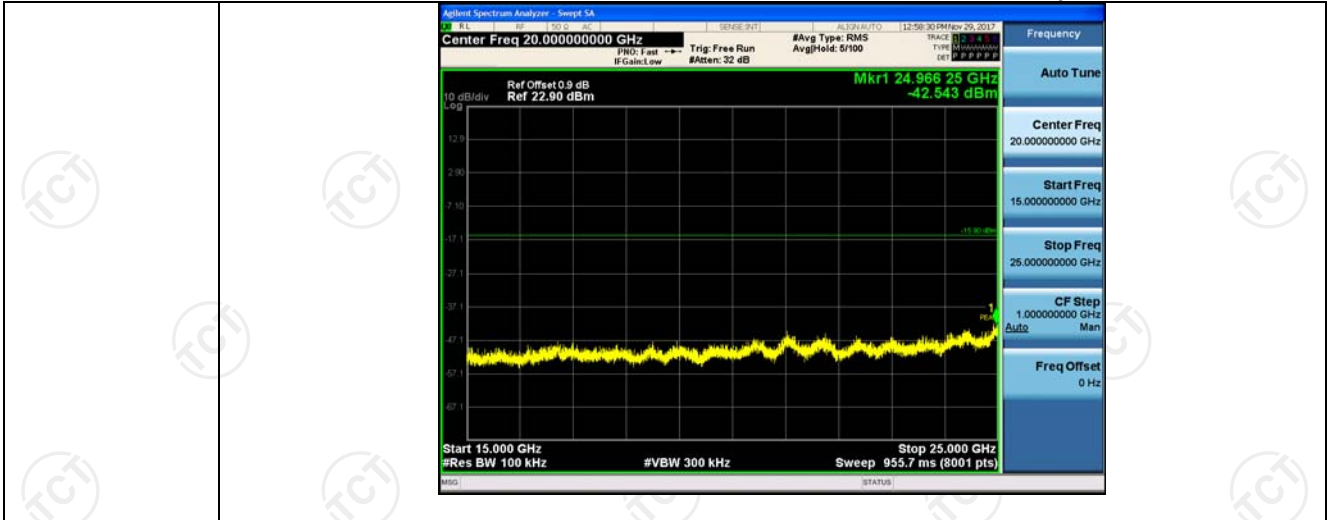
### Result Table

Mode	Channel	Pref [dBm]	Puw [dBm]	Verdict
GFSK	LCH	4.103	<Limit	PASS
GFSK	MCH	5.513	<Limit	PASS
GFSK	HCH	5.361	<Limit	PASS
$\pi/4$ DQPSK	LCH	1.738	<Limit	PASS
$\pi/4$ DQPSK	MCH	3.62	<Limit	PASS
$\pi/4$ DQPSK	HCH	3.269	<Limit	PASS
8DPSK	LCH	1.805	<Limit	PASS
8DPSK	MCH	3.818	<Limit	PASS
8DPSK	HCH	3.21	<Limit	PASS

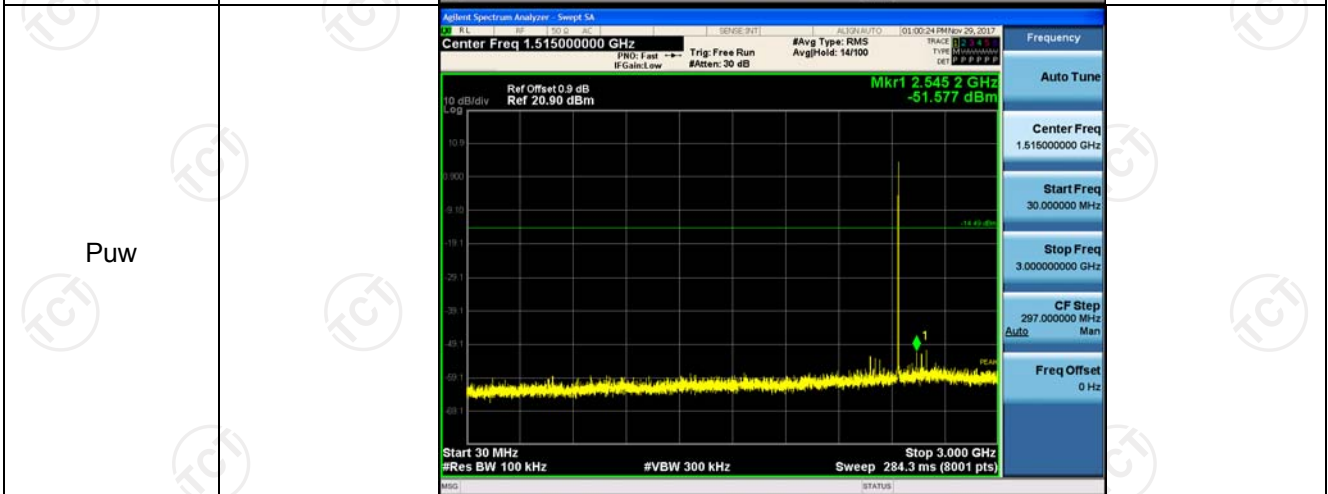
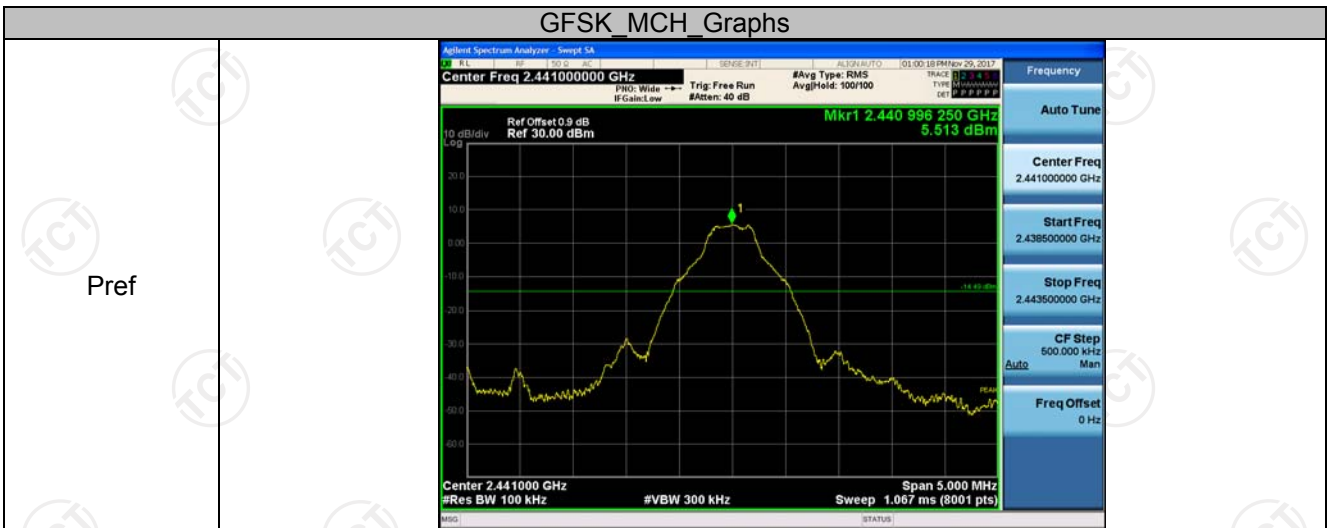
### Test Graph



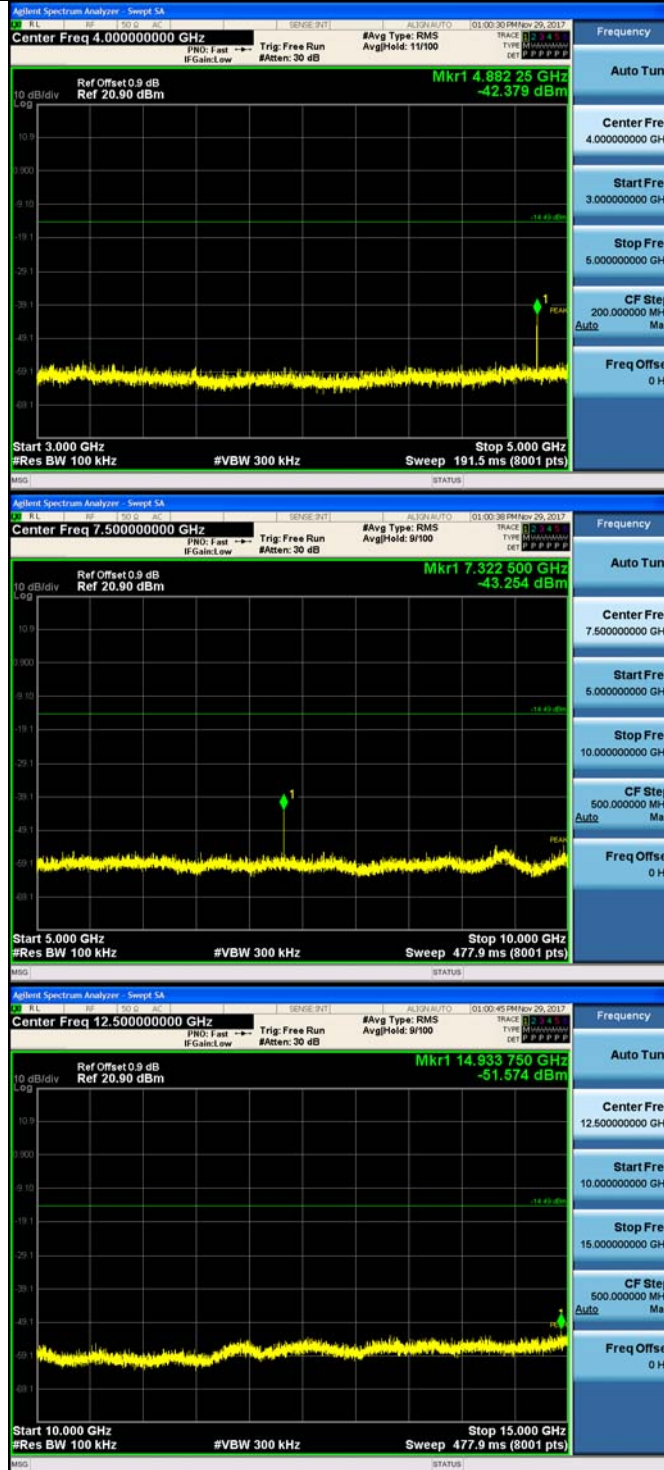


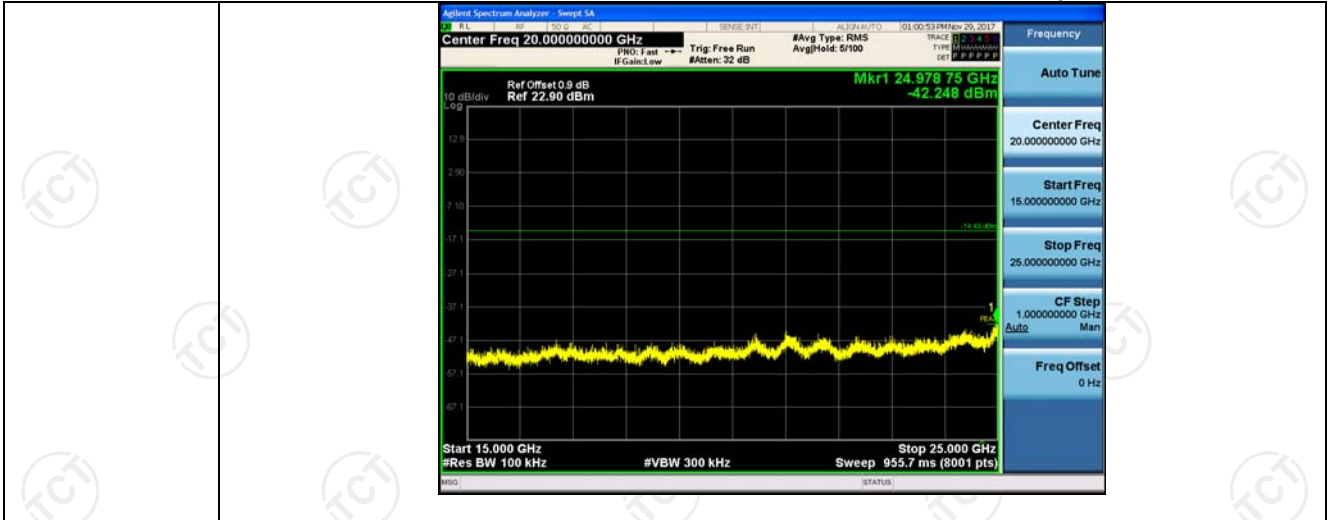


### GFSK\_MCH\_Graphs

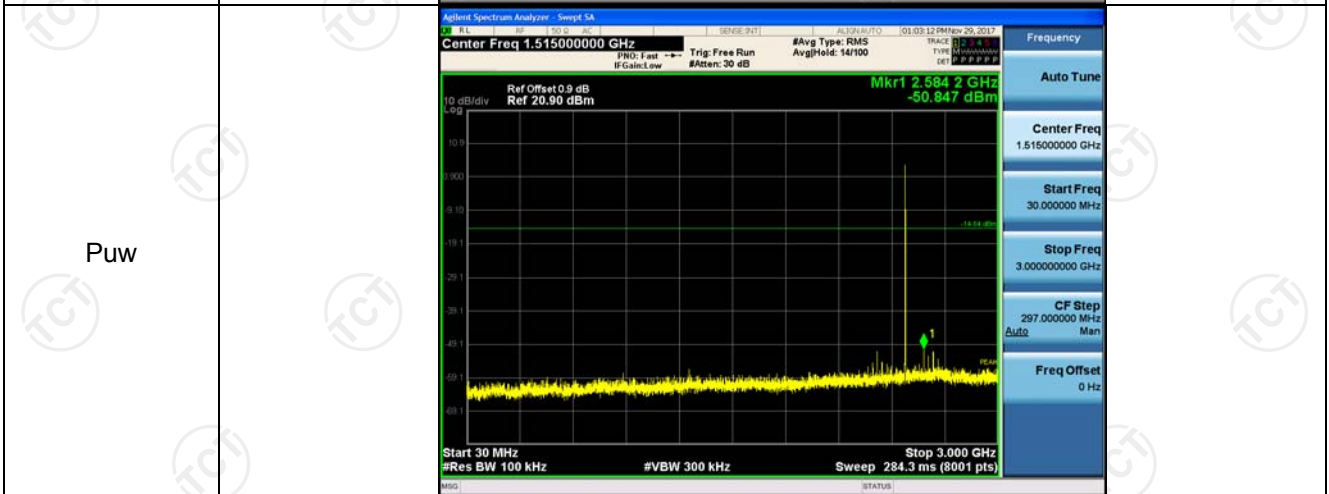
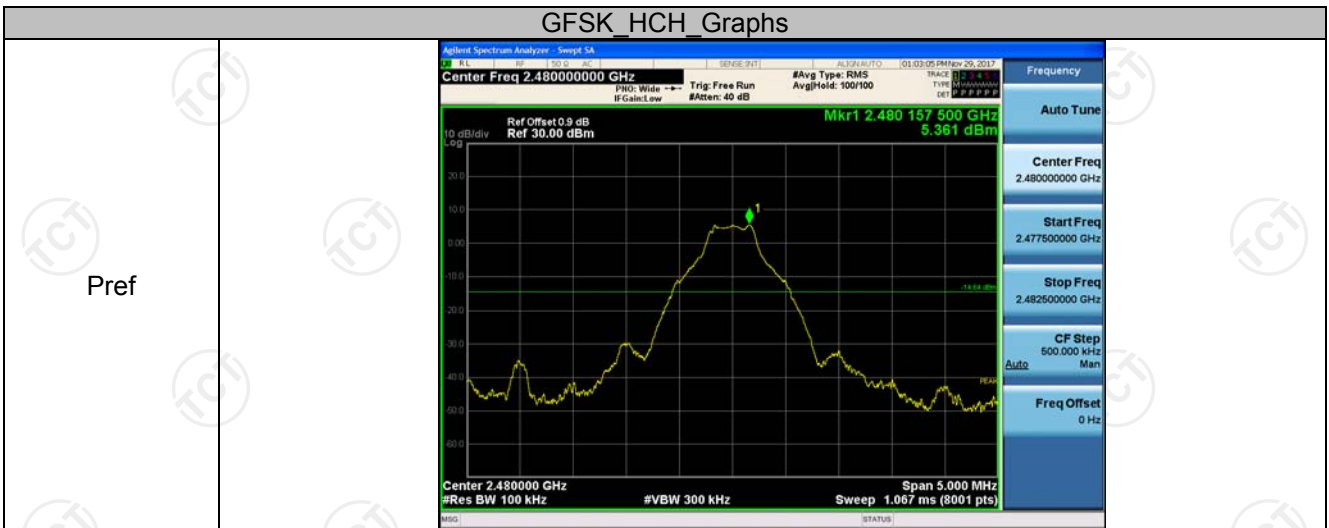


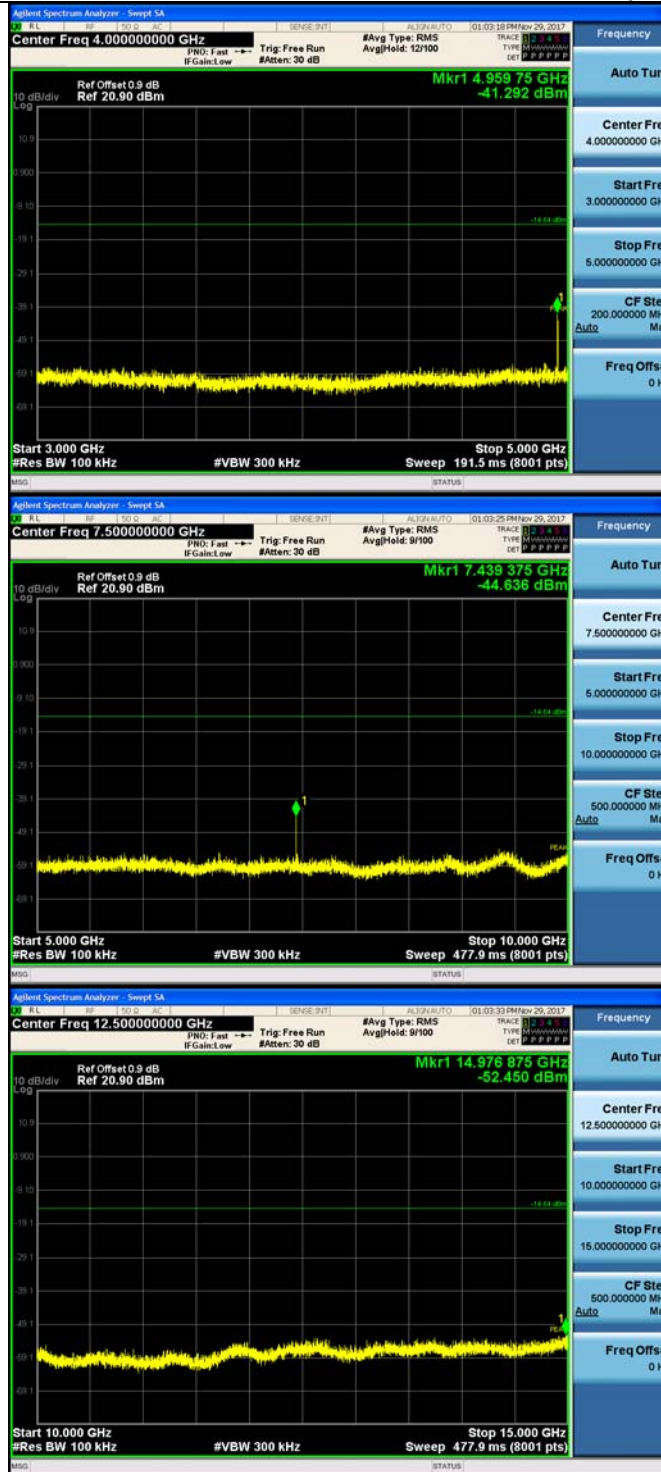


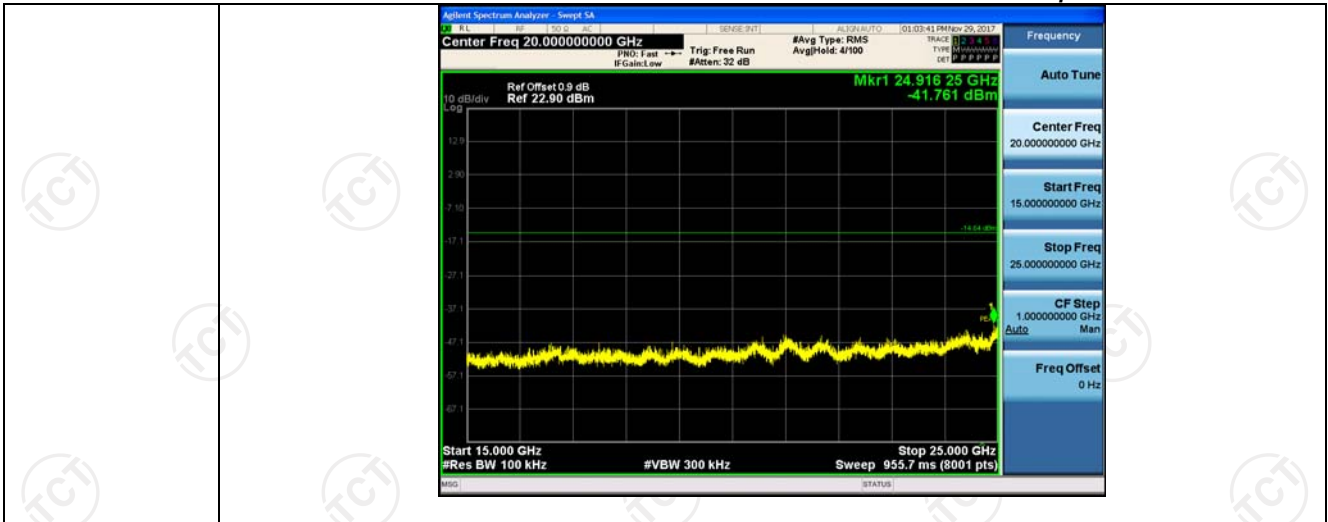




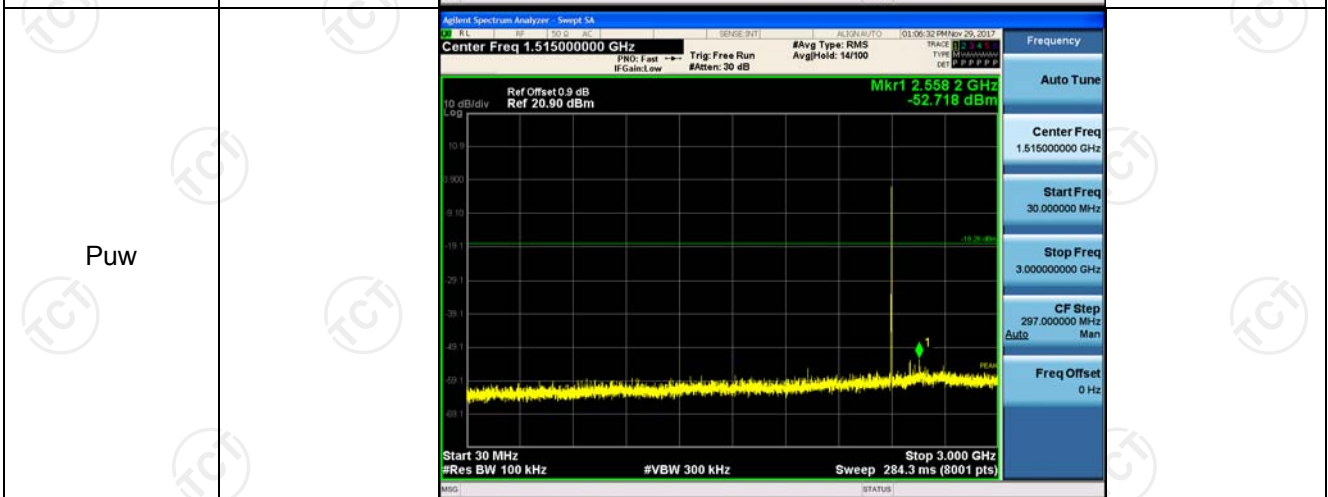
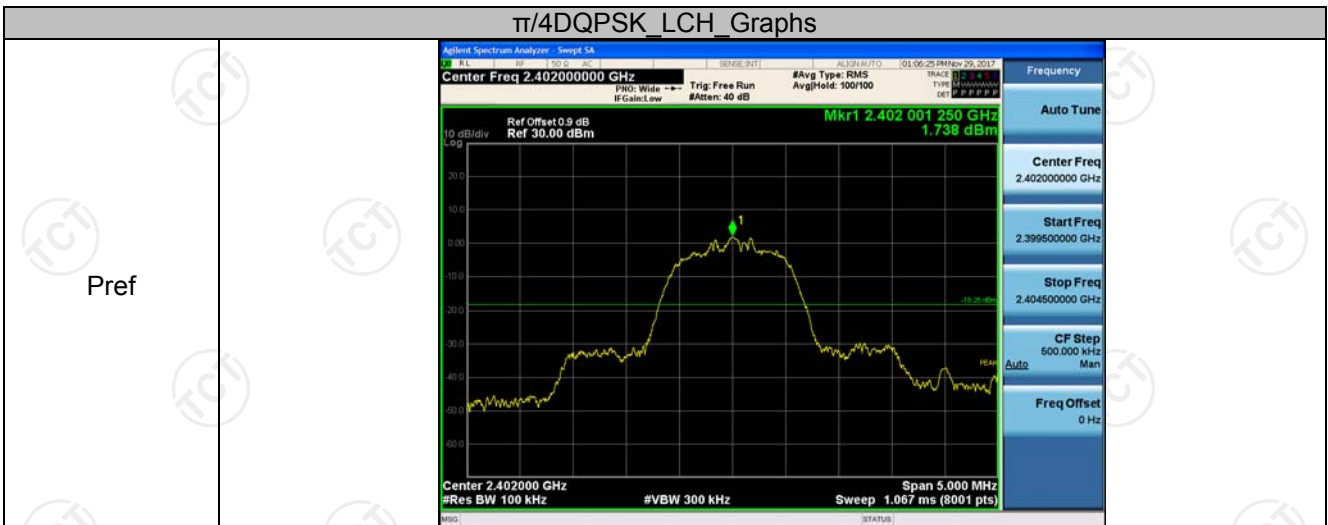
### GFSK HCH Graphs



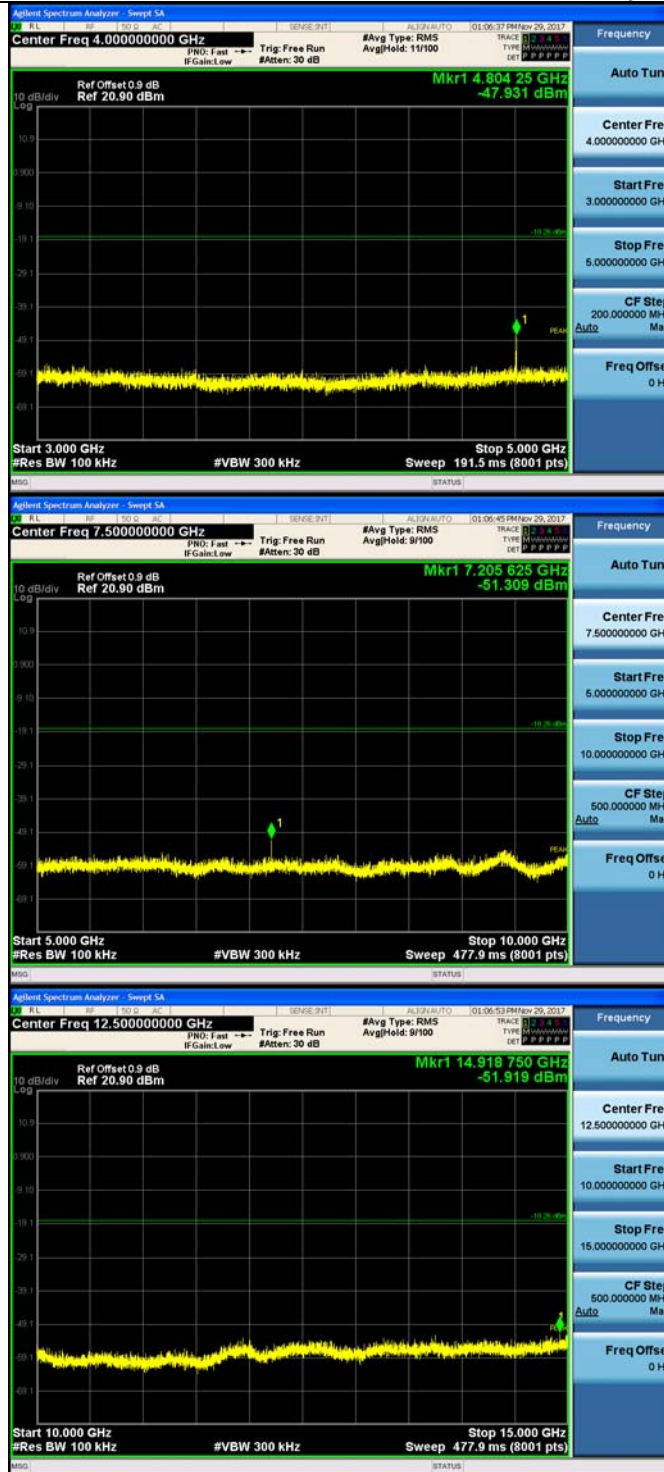


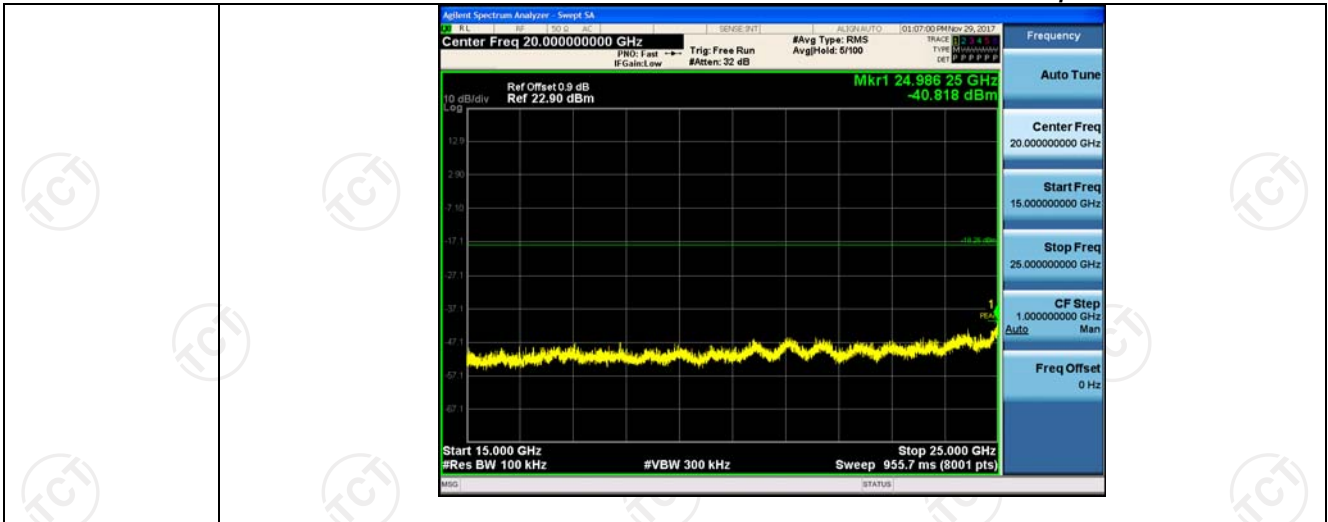


### $\pi/4$ DQPSK LCH\_Graphs

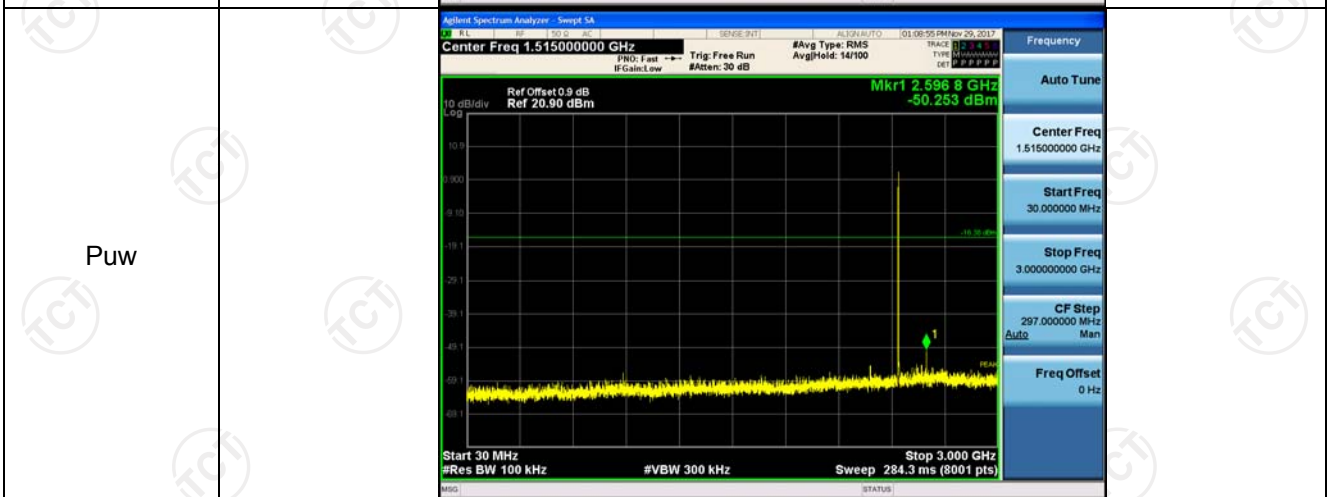
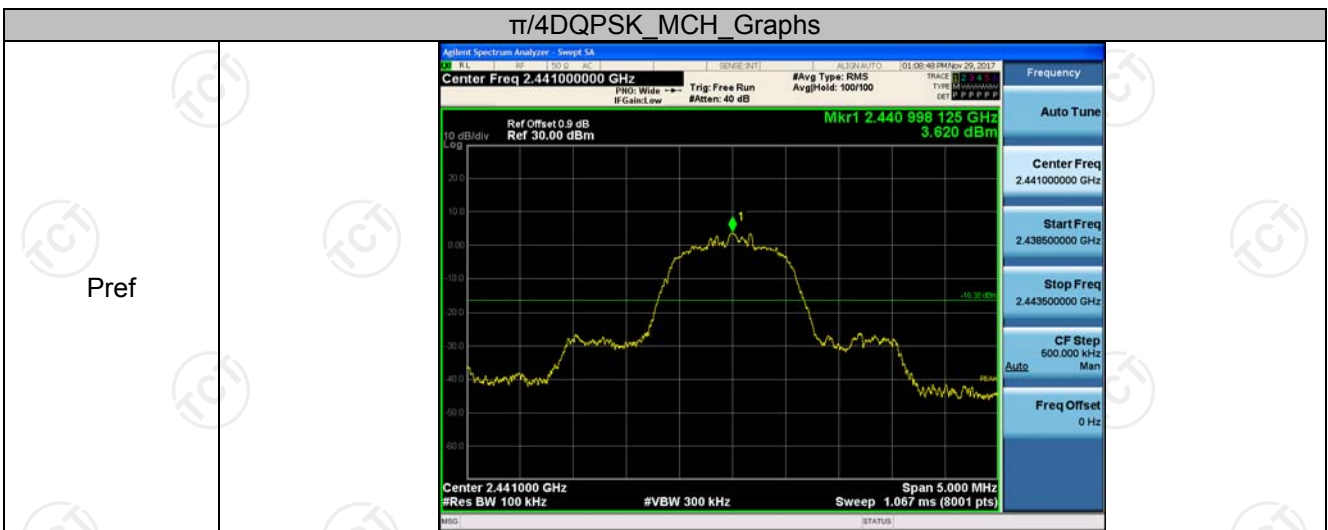


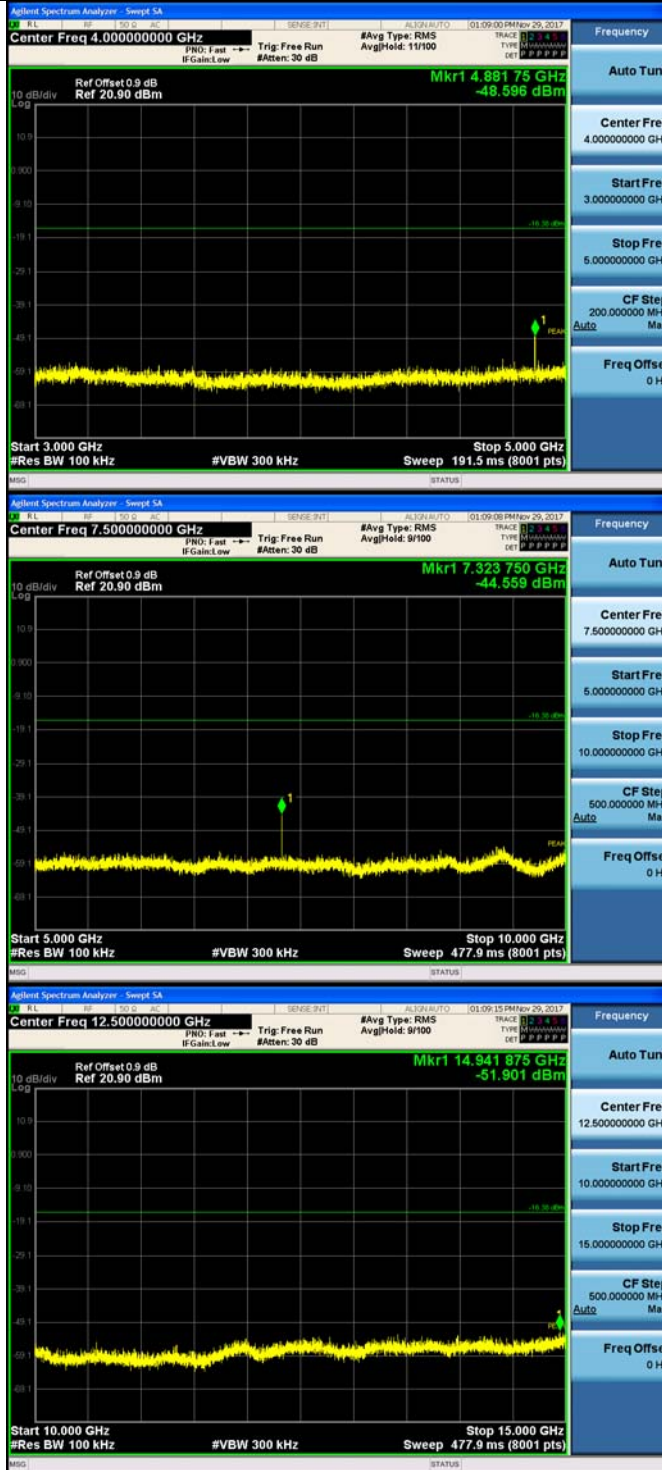


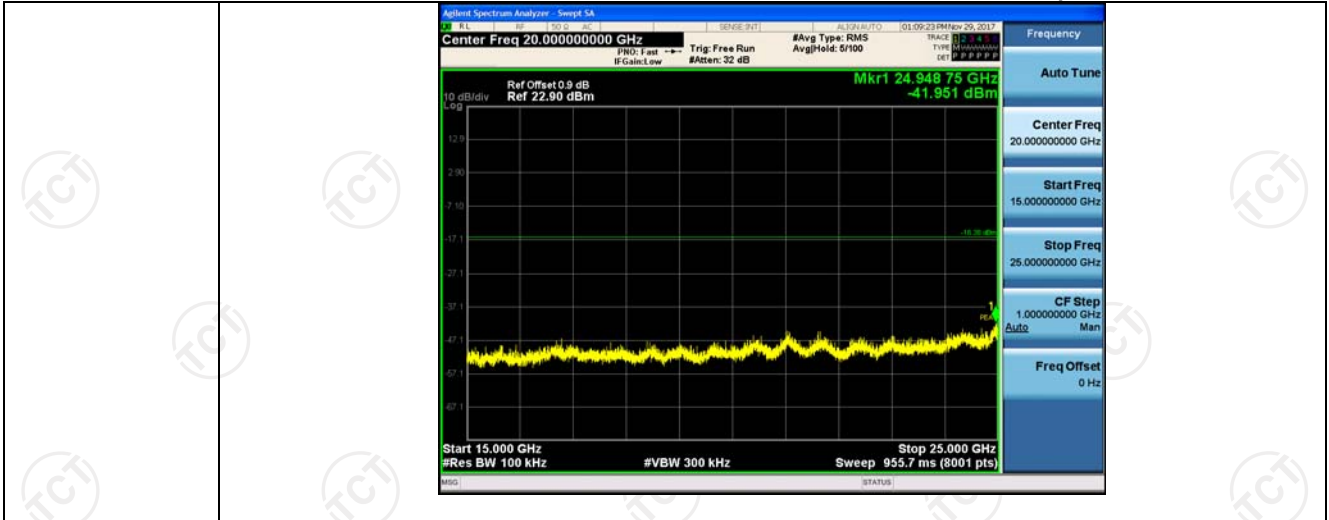




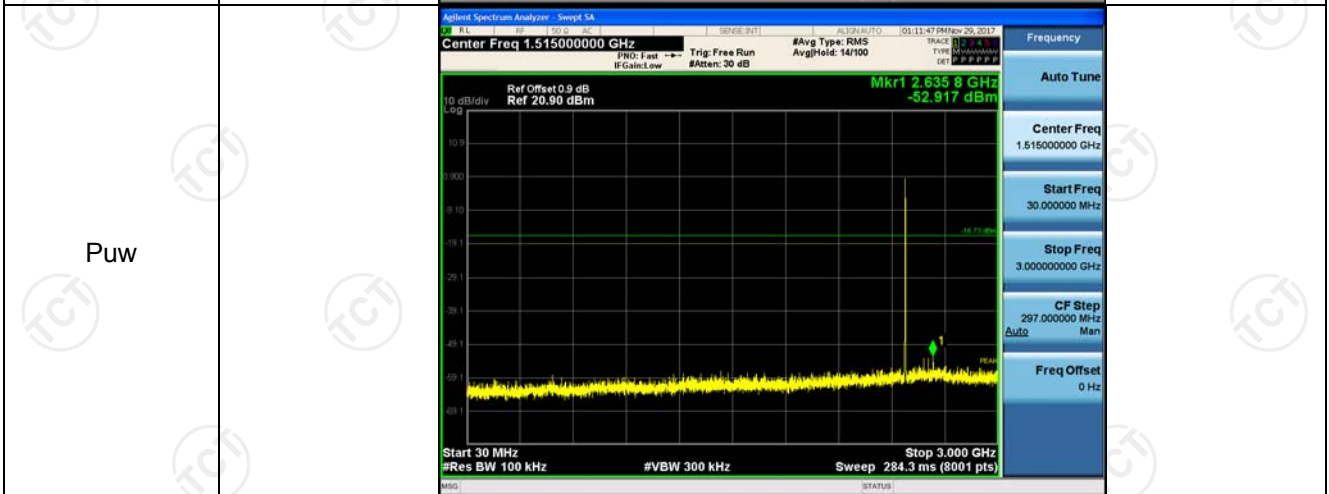
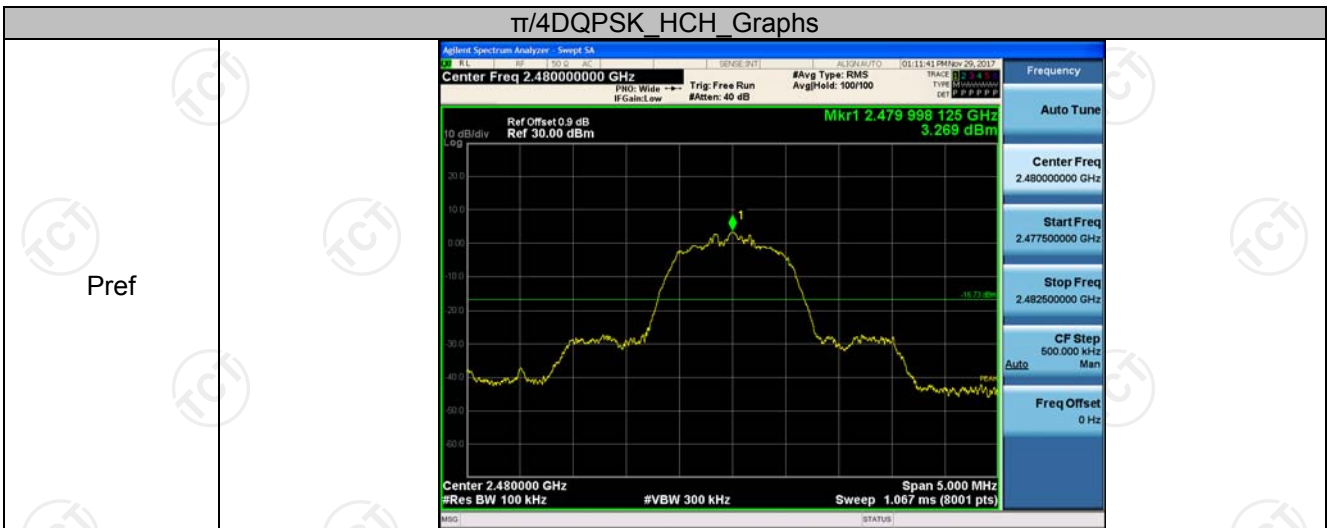
### $\pi/4$ DQPSK\_MCH\_Graphs



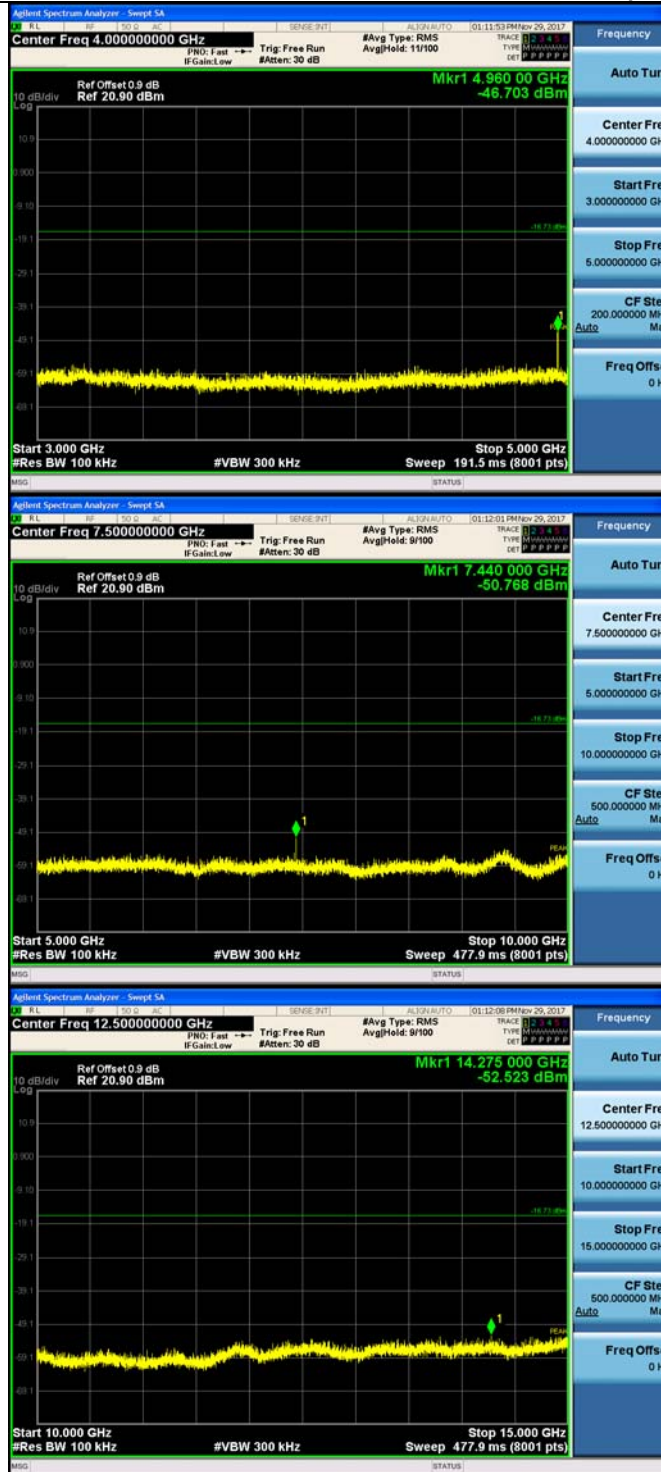


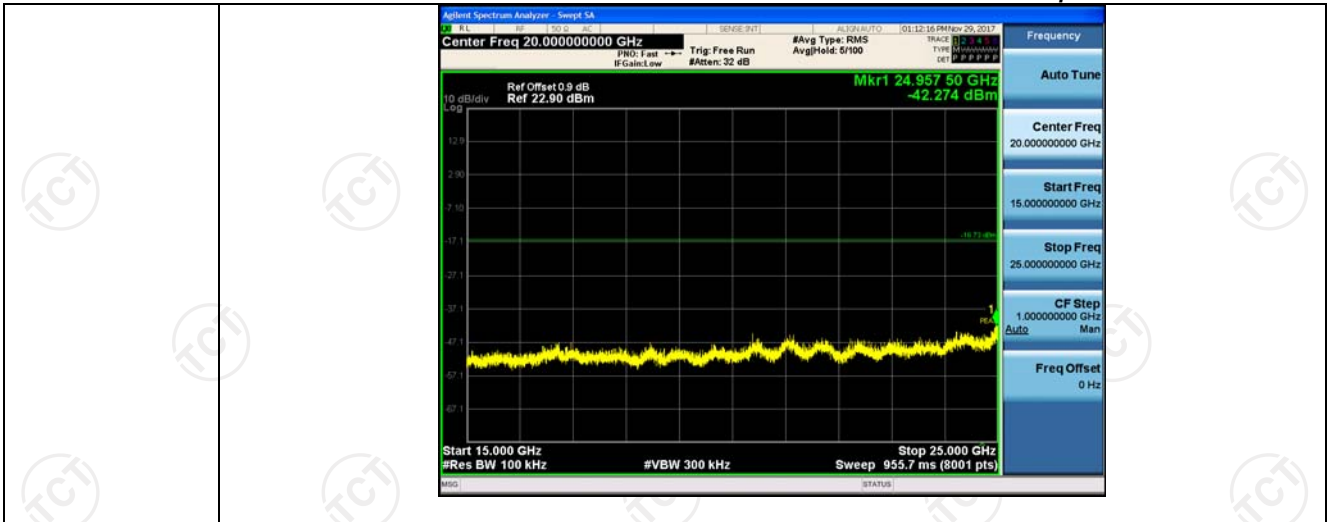


### $\pi/4$ DQPSK\_HCH\_Graphs

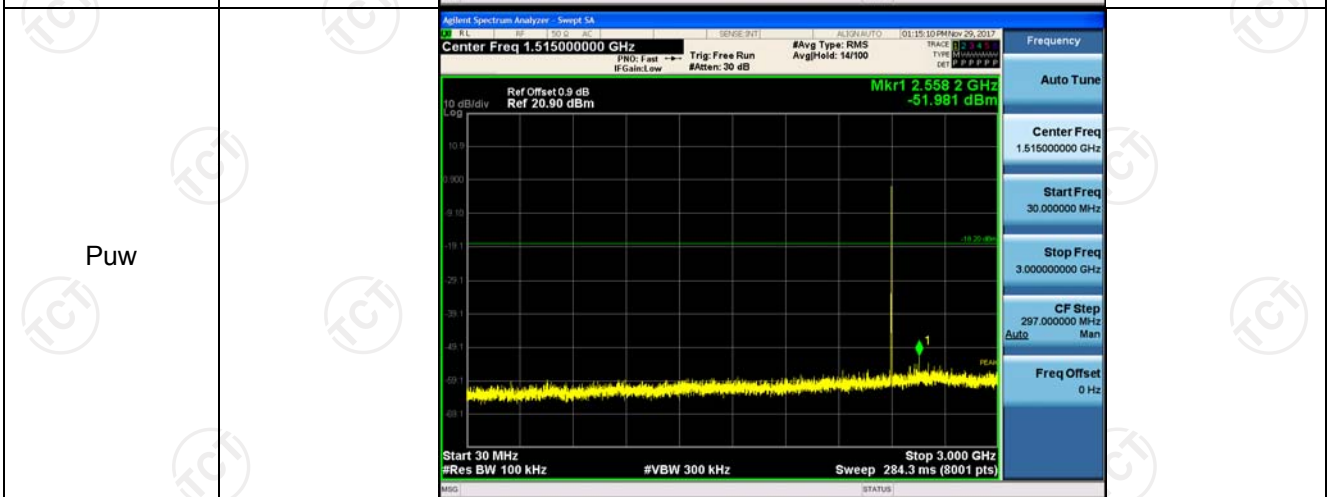
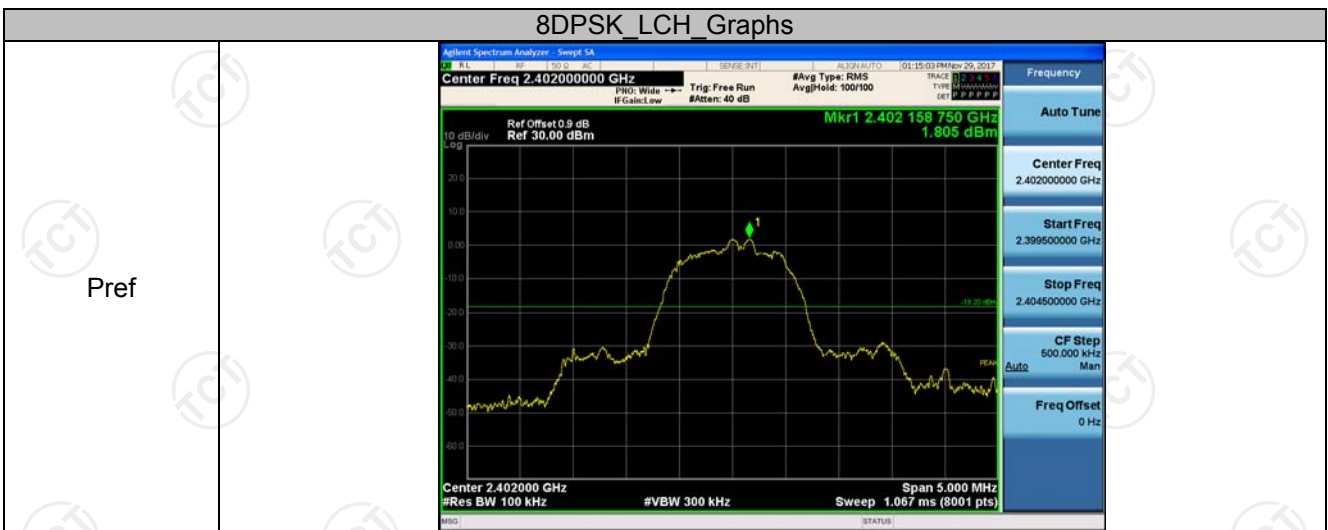


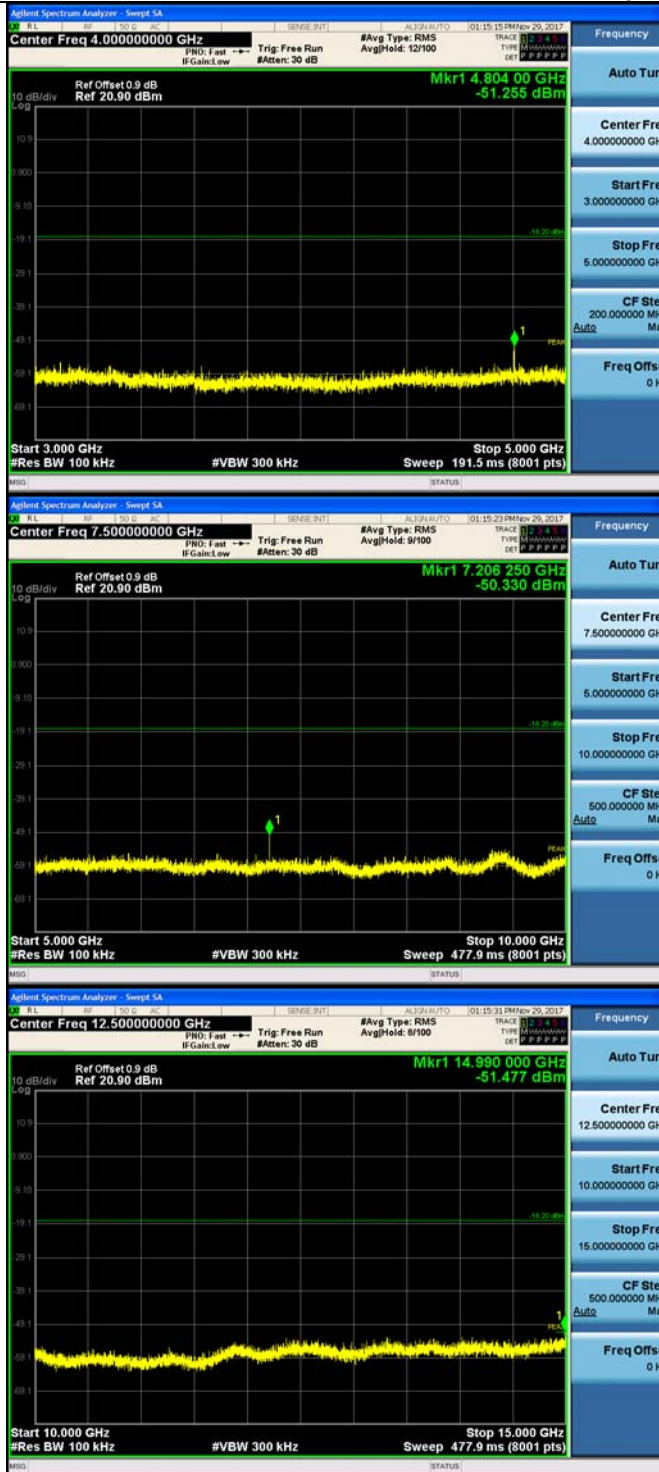


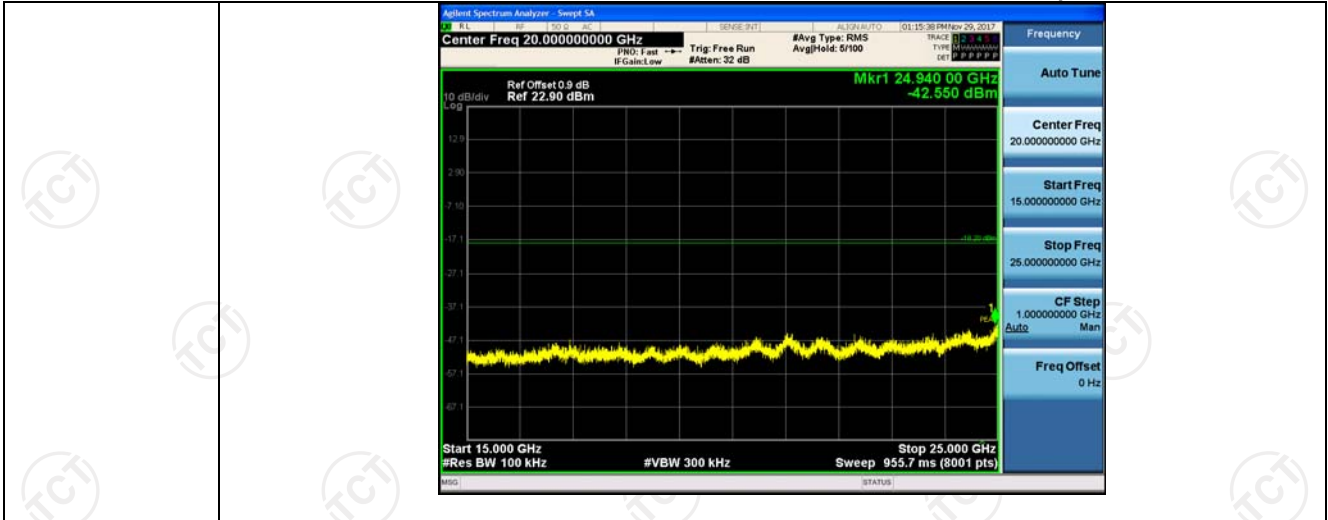




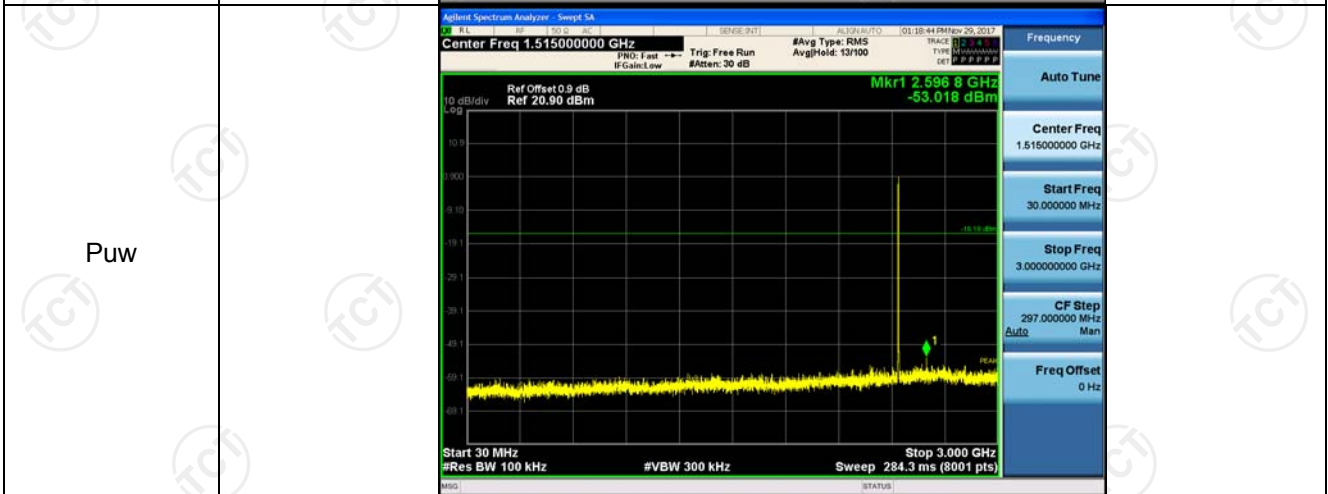
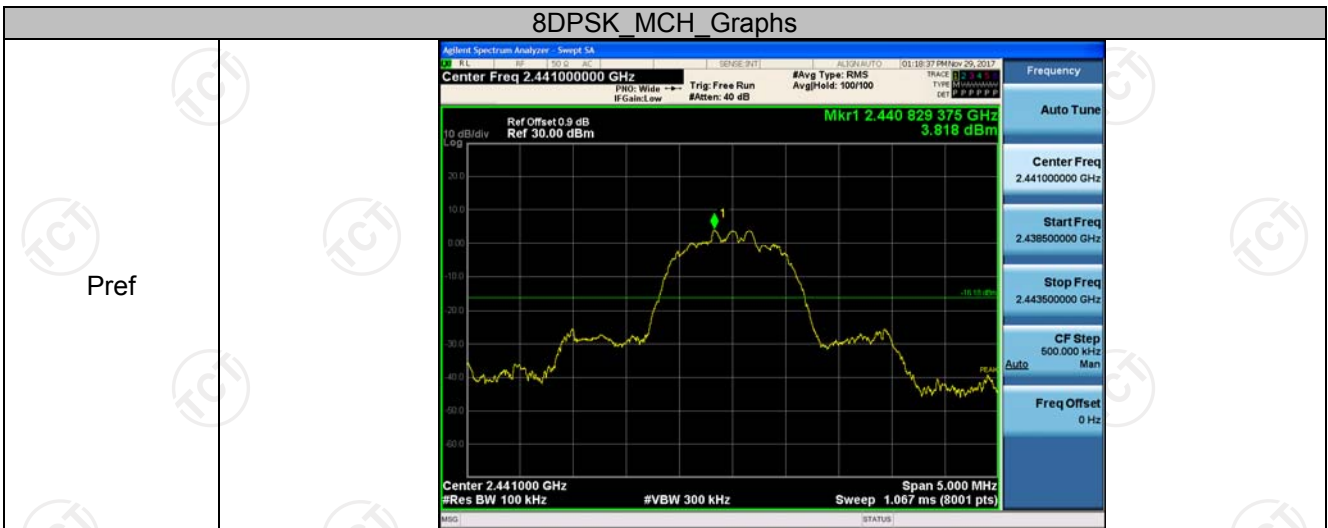
## 8DPSK LCH\_Graphs



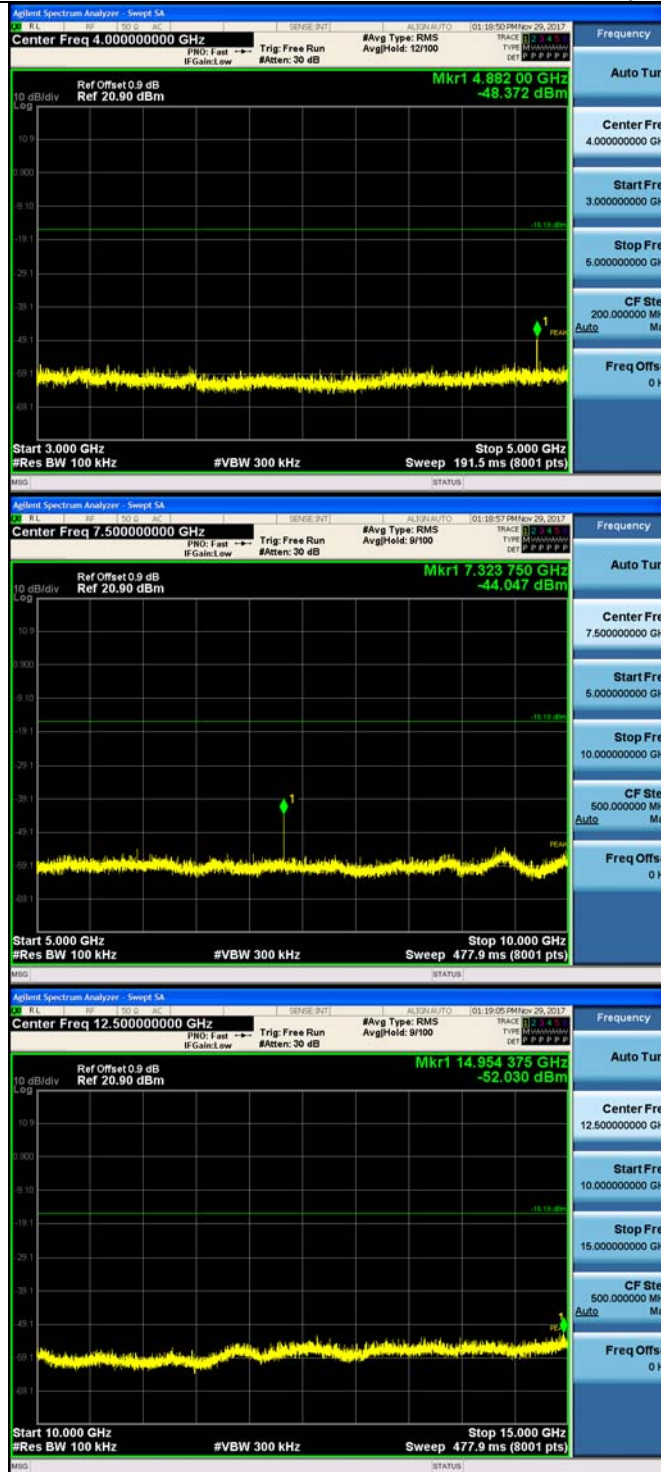


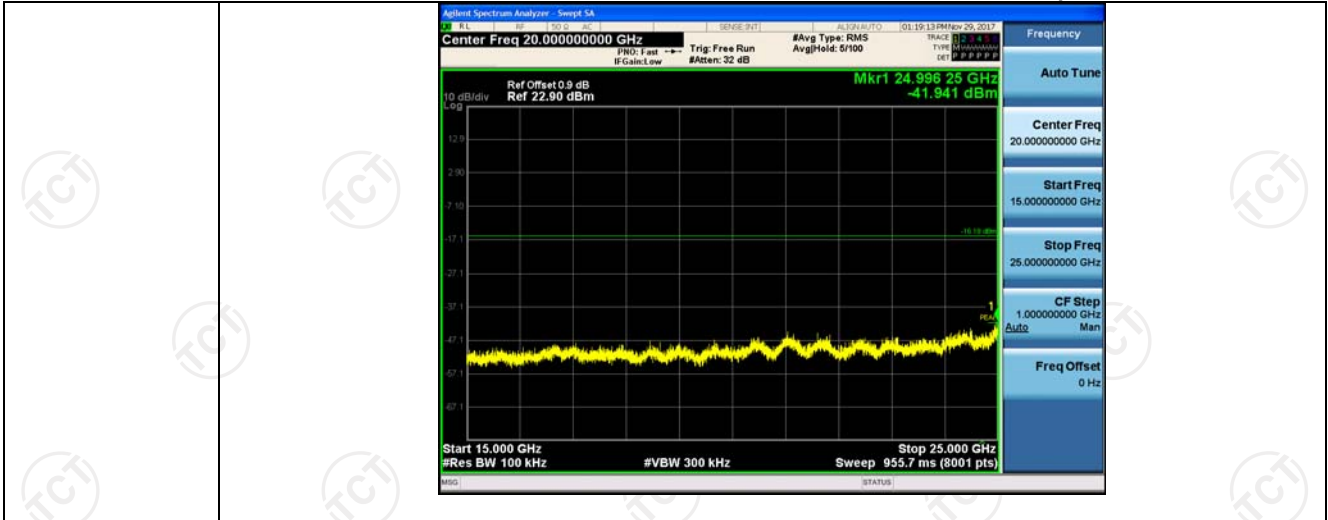


## 8DPSK MCH\_Graphs

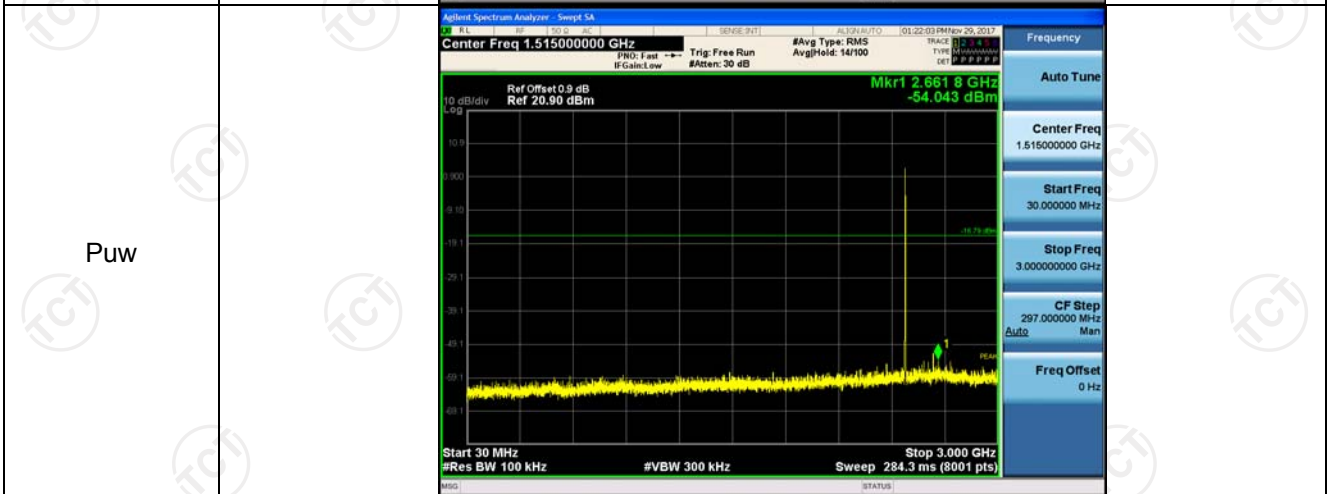
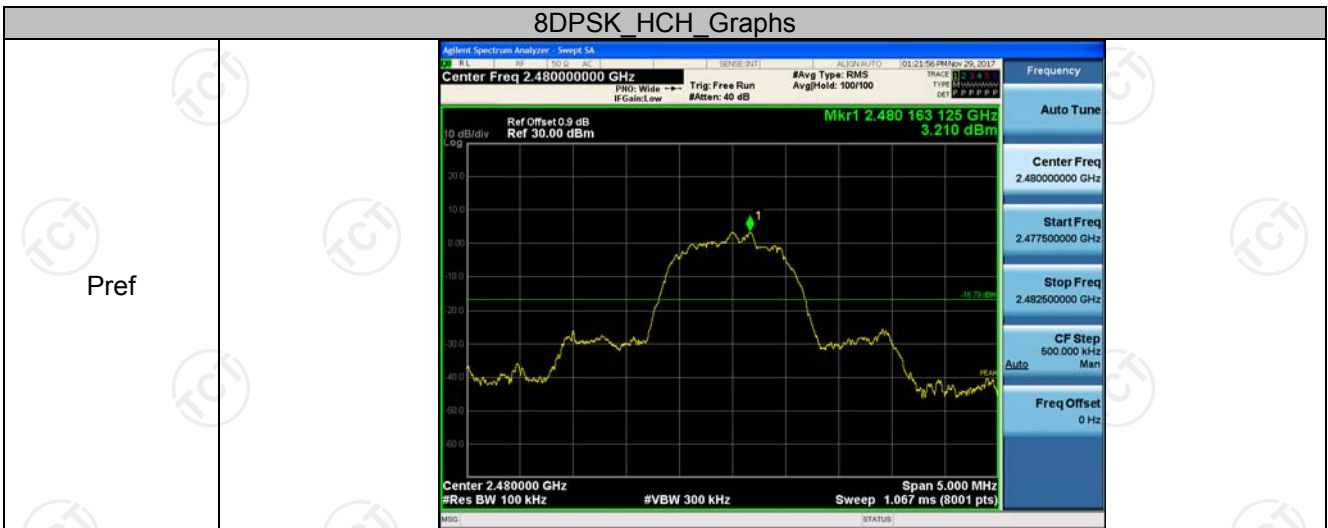


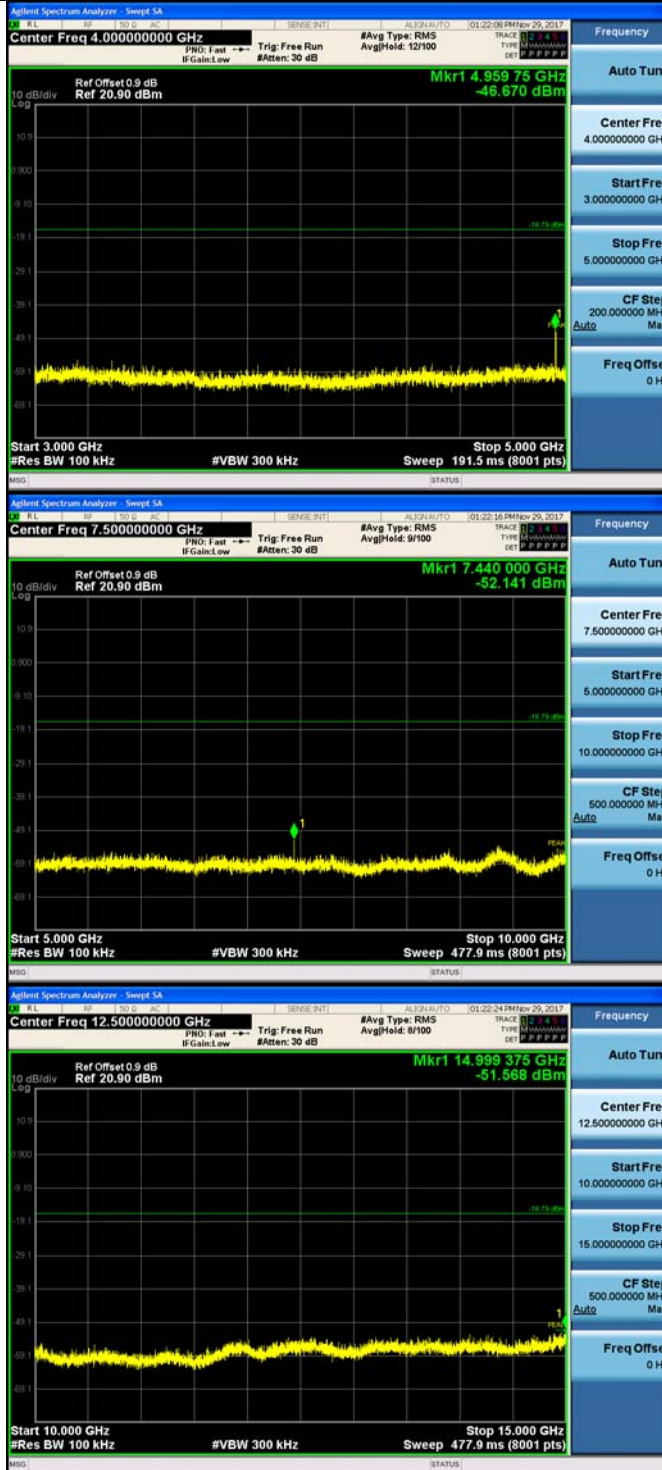


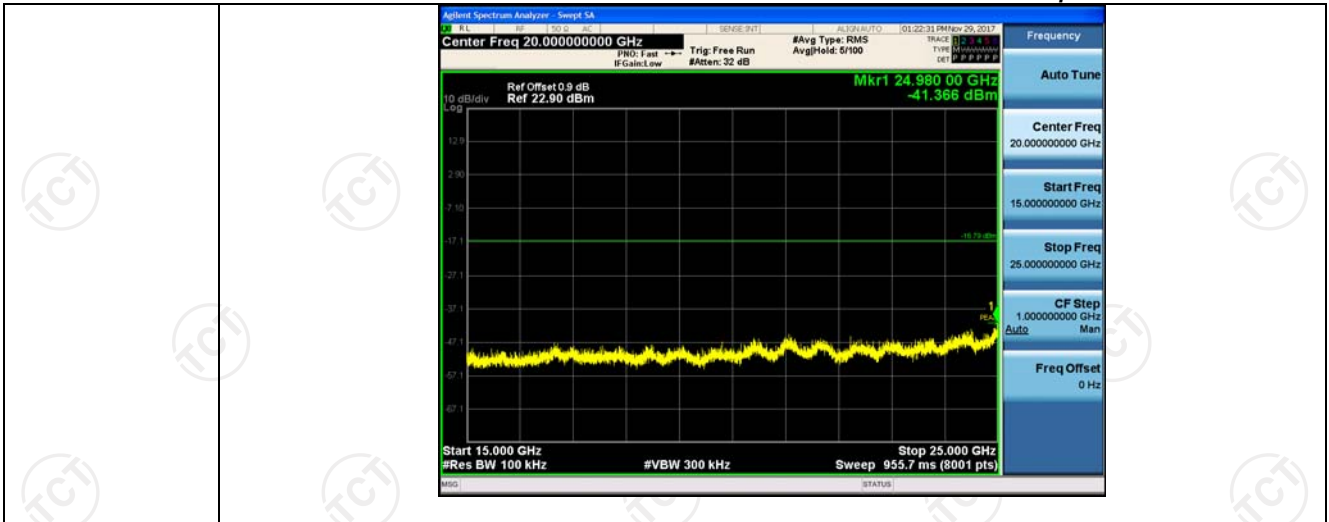




### 8DPSK\_HCH\_Graphs










## Appendix B: Photographs of Test Setup

Product: Bluetooth Headset

Model: QY25 Plus

Radiated Emission



CE



**Appendix C: Photographs of EUT**  
**Product: Bluetooth Headset**  
**Model: QY25 Plus**  
**External Photos**




















**Product: Bluetooth Headset**  
**Model: QY25 Plus**  
**Internal Photos**









**\*\*\*\*\*END OF REPORT\*\*\*\*\***