

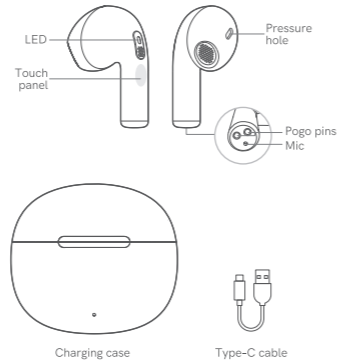


QCY AilyPods True Wireless Earbuds



For better using experience, please scan to download QCY App before start-up.

Overview

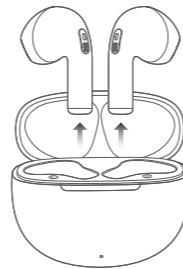


Above pictures are for reference only yet practical accessories may vary.

How to Connect

First Time Connection:

1. Open lid and pick up both earbuds.
2. Turn on Bluetooth function on phone.
3. On phone, search QCY AilyPods and tap to connect.
* Pick up earbud and they will auto power on, otherwise please charge and try again. Power on earbuds and they will auto reconnect to the last device in connectivity records, if any.

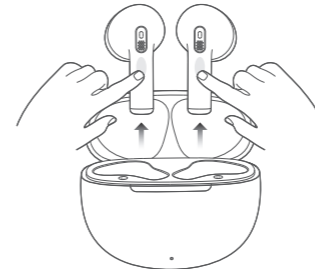


LEDs on Earbuds

LEDs breathe white when earbuds are connecting with phone and turn off when they finish the connection.

Factory Setting

Pick up earbuds, turn off the Bluetooth function on phone and tap both panels 5 times to set the earbuds to factory(LED will blink white 5 times).



How to Wear



1. Please put on earbuds properly then adjust them to fit yourself.
2. Keep microphone towards your mouth.
3. It will cause a bad calling or listening experience to wear them in a wrong way

Charging



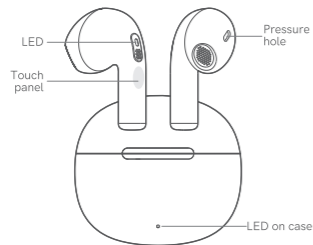
LED on Charging Case

Low battery: LED will blink white for 4s when earbuds are pushed into case.
Charging: LED blinks white. Top-up: LED glows solid white.

LEDs on Earbuds

Charging: LEDs glow solid red.
Top-up: LEDs glow white for 30s.

Functions



- Ⓞ Power-on: Pick up earbuds.
- Ⓞ Power-off: Push them back in case.
- 📞 Answer/end call: Double touch panel.
- 📞 Ignore call: Keep touching panel for 1.5s.
- ⏮ Skip track backward: Keep touching left panel for 1.5s.
- ⏭ Skip track forward: Keep touching right panel for 1.5s.
- 🔊 Volume +: Touch right panel when playing music.
- 🔊 Volume -: Touch left panel when playing music.
- 🗣 Voice assistant: Triple touch left panel.
- ⏸ Playback/pause: Double touch right panel to pause music and double touch left to resume playing.
- Ⓞ Low latency mode: Triple touch right panel.

Warranty Card

Warranty Period
12 months after you purchase this item (or you may inquire your local shopper for more details).
Free Service:
Supposing any defects caused by quality issues occur within the warranty period, please take this warranty card and purchase receipts to your distributor for free exchange service.

Model Number:
Date of Purchasing:
User's Name:
User's Phone:
User's Address:
Shop's Name:
Shop's Address:
Comments:

Free exchange service will not be accessed under following circumstances:

1. Damages caused unauthorized disassembly.
2. Defects or physical damages caused by leaking or dropping off.
3. Damages by act of God. Supposing your item is within any damages or defects except the above circumstances, please return to us or your distributor for free repairing.

FCC Statement

This equipment has been tested and found to comply with the limits for a Class B digital device, pursuant to Part 15 of the FCC Rules. These limits are designed to provide reasonable protection against harmful interference in a residential installation. This equipment generates uses and can radiate radio frequency energy and, if not installed and used in accordance with the instructions, may cause harmful interference to radio communications. However, there is no guarantee that interference will not occur in a particular installation. If this equipment does cause harmful interference to radio or television reception, which can be determined by turning the equipment off and on, the user is encouraged to try to correct the interference by one or more of the following measures:
--Reorient or relocate the receiving antenna.
--Increase the separation between the equipment and receiver.
--Connect the equipment into an outlet on a circuit different from that to which the receiver is connected.
--Consult the dealer or an experienced radio/TV technician for help.

This device complies with part 15 of the FCC Rules. Operation is subject to the following two conditions:
(1) This device may not cause harmful interference, and (2) this device must accept any interference received, including interference that may cause undesired operation.

Changes or modifications not expressly approved by the party responsible for compliance could void the user's authority to operate the equipment.

FCC ID: RDR-BH22QT20A

Hazardous substances and their contents in the item

Part Name	Hazardous Substances									
	Pb	Hg	Cd	Cr (VI)	PBB	PBDE	DIBP	DEHP	DBP	BBP
Main body	X	O	O	O	O	O	O	O	O	O
Battery	O	O	O	O	O	O	O	O	O	O
Ear tips	O	O	O	O	O	O	O	O	O	O
Accessories	O	O	O	O	O	O	O	O	O	O
Charging cable	X	O	O	O	O	O	O	O	O	O

This form is made by SJ/T 11364 regulation.
O : means that hazardous substance content in the homogeneous materials of this part is within the limits of (EU) 2015/863 regulation.
X : means that hazardous substance content in, at least, one certain homogeneous material of this part is beyond the limits of (EU) 2015/863 regulation, but there is no mature alternative in the industry at present, it still conforms to the EU ROHS Directive in the scope of exemption.

Notes: Please arrange using time properly as your hearing may be damaged by using the device for a long time.
Manufacturer: Dongguan Hele Electronics Co., Ltd.
Address: No. 325 Yuehui Rd, Daojiao Town Dongguan City Guangdong Province China



Tips

1. Before using the earbuds, please read the manual carefully and keep it for future references.
2. The earbuds need to be fully charged prior to first-time use.
3. If the earbuds are left unused for over two weeks, please recharge.
4. Please use the chargers made by qualified manufacturer.
5. If the earbuds cannot be found by your phone, please check whether they are in pairing mode; if left unconnected for a long while, the earbuds will exit pairing mode, please re-enter the mode; if a procedure error of your phone occurs, reboot it; if a procedure error of the earbuds occurs, reboot or reset it.

Caveats

1. Never disassemble or modify your earbuds for any reasons to avoid any damages and danger.
2. Do not store the earbuds in extreme temperatures (under 0°C or over 45°C).
3. Avoid using the indicator close to the eyes of children or animals.
4. Do not use the earbuds during a thunderstorm to avoid dysfunction and increasing risk of electric shock.
5. Do not use harsh chemicals or strong detergents to clean the earbuds.

Note: please do not use earbuds for a long time as may damage your hearing.

英文