

## 6. PHOTOGRAPHS OF THE TEST CONFIGURATION

### CONDUCTED EMISSION TEST

#### Test Mode A1



Test Mode A2



Test Mode A3



Test Mode B1



Test Mode B2



Test Mode B3



Test Mode C1



Test Mode C2








Test Mode C3




### RADIATED EMISSION TEST Test Mode A1





Test Mode A2





### Test Mode A3





Test Mode B1





Test Mode B2



Test Mode B3





Test Mode C1





Test Mode C2



Test Mode C3

