



# FCC Test Report

## FCC Part15 Subpart E

Product Name : Touch All In One Computer  
Model No. : :ESY10I4,ESY15I4,ESY15I4-C, ESY22I4  
FCC ID : RBWESYI4SV

Applicant : Elo Touch Solutions, Inc  
Address : 670 N. McCarthy Blvd., Suite 100,  
Milpitas, CA 95035, USA

Date of Receipt : May. 30, 2022  
Test Date : May. 31, 2022 ~ Jul. 15, 2022  
Issued Date : Sep.16, 2022  
Report No. : 2250816R-RF-US-P09V01  
Report Version : V1.0

The test results presented in this report relate only to the object tested.

The measurement result is considered in conformance with the requirement if it is within the prescribed limit, It is not necessary to account the uncertainty associated with the measurement result.

This report shall not be reproduced, except in full, without the written approval of DEKRA Testing and Certification (Suzhou) Co., Ltd.

This report is not used for social proof in China (or Mainland China) market.


# Test Report Certification

Issued Date: Sep.16, 2022  
Report No. : 2250816R-RF-US-P09V01



Product Name : Touch All In One Computer  
 Applicant : Elo Touch Solutions, Inc  
 Address : 670 N. McCarthy Blvd., Suite 100, Milpitas, CA 95035, USA.  
 Manufacturer : Elo Touch Solutions, Inc  
 Address : 670 N. McCarthy Blvd., Suite 100, Milpitas, CA 95035, USA.  
 Model No. : ESY10I4, ESY15I4, ESY15I4-C, ESY22I4  
 Brand : Elo  
 FCC ID : RBWESYI4SV  
 Applicable Standard : FCC CFR Title 47 Part 15 Subpart E  
 ANSI C63.10: 2013;  
 789033 D02 General UNII Test Procedures New Rules  
 v02r01  
 KDB 662911 D01 Multiple Transmitter Output v02r01  
 Test Result : Complied  
 Performed Location : DEKRA Testing and Certification (Suzhou) Co., Ltd.  
 No.99 Hongye Rd., Suzhou Industrial Park, Suzhou, 215006,  
 Jiangsu, China  
 TEL: +86-512-6251-5088 / FAX: +86-512-6251-5098  
 FCC Designation Number: CN1199

Documented By :   
 \_\_\_\_\_  
 (Project Engineer: Tim Cao)

Approved By :   
 \_\_\_\_\_  
 (Supervisor: Jack Zhang)

## TABLE OF CONTENTS

Description	Page
1. General Information .....	7
1.1. EUT Description .....	7
1.2. Antenna information .....	8
1.3. Working Frequency of Each Channel:.....	9
1.4. Mode of Operation.....	10
1.5. Tested System Details.....	11
1.6. Configuration of Tested System.....	12
1.7. EUT Exercise Software .....	13
2. Technical Test .....	14
2.1. Summary of Test Result .....	14
2.2. Test Frequency configuration: .....	15
2.3. Power Index: .....	16
2.4. Power vs Data Rate .....	17
2.5. Duty Cycle.....	19
2.6. Test Environment.....	20
2.7. Uncertainty .....	20
3. Conducted Emission .....	21
3.1. Test Equipment .....	21
3.2. Test Setup .....	21
3.3. Limit.....	22
3.4. Test Procedure .....	22
3.5. Test Result .....	23
4. Radiated Emission .....	25
4.1. Test Equipment .....	25
4.2. Test Setup .....	26
4.3. Limit.....	27
4.4. Test Procedure .....	30

- 4.5. EUT test Axis definition .....31
- 4.6. Test Result .....32
- 5. Emission bandwidth and occupied bandwidth ..... 152
- 5.1. Test Equipment ..... 152
- 5.2. Test Setup ..... 152
- 5.3. Limit..... 152
- 5.4. Test Procedure ..... 153
- 5.5. EUT test Axis definition ..... 154
- 5.6. Test Result ..... 155
- 6. 6dB bandwidth ..... 158
- 6.1. Test Equipment ..... 158
- 6.2. Test Setup ..... 158
- 6.3. Limit..... 158
- 6.4. Test Procedure ..... 159
- 6.5. EUT test Axis definition ..... 160
- 6.6. Test Result ..... 161
- 7. Power Output..... 163
- 7.1. Test Equipment ..... 163
- 7.2. Test Setup ..... 163
- 7.3. Limit..... 164
- 7.4. Test Procedure ..... 165
- 7.5. EUT test Axis definition ..... 167
- 7.6. Test Result ..... 168
- 8. Maximum Power Spectral Density ..... 169
- 8.1. Test Equipment ..... 169
- 8.2. Test Setup ..... 169
- 8.3. Limit..... 170
- 8.4. Test Procedure ..... 172
- 8.5. EUT test Axis definition ..... 173

- 8.6. Test Result ..... 174
- 9. Band Edge ..... 180
  - 9.1. Test Equipment ..... 180
  - 9.2. Test Setup ..... 180
  - 9.3. Limit..... 181
  - 9.4. Test Procedure ..... 184
  - 9.5. EUT test Axis definition ..... 185
  - 9.6. Test Result ..... 186
- 10. Frequency Stability ..... 386
  - 10.1. Test Equipment ..... 386
  - 10.2. Test Setup ..... 386
  - 10.3. Limit..... 387
  - 10.4. Test Procedure ..... 388
  - 10.5. EUT test Axis definition ..... 389
  - 10.6. Test Result ..... 390
- 11. Antenna Requirement ..... 394
  - 11.1. Limit..... 394
  - 11.2. Antenna Connector Construction ..... 394

### History of This Test Report

REPORT NO.	VERSION	DESCRIPTION	ISSUED DATE
2250816R-RF-US-P09V01	V1.0	Initial Issued Report	Sep. 16, 2022

## 1. General Information

### 1.1. EUT Description

Product Name	Touch All In One Computer					
Model No.	ESY10I4, ESY15I4, ESY15I4-C, ESY22I4					
EUT Voltage	19 Vdc and POE 44-57V for ESY10I4, ESY15I4, ESY22I4 19 Vdc for ESY15I4-C					
Type of Modulation	OFDM-BPSK, QPSK, 16QAM, 64QAM, 256QAM					
Data Rate	802.11a: 6/9/12/18/24/36/48/54Mbps 802.11n: up to 300Mbps 802.11ac: up to 866.6Mbps					
Channel Control	Auto					
Transmit modes	<input checked="" type="checkbox"/>	802.11a	<input checked="" type="checkbox"/>	802.11n(20MHz)	<input checked="" type="checkbox"/>	802.11n(40MHz)
	<input checked="" type="checkbox"/>	802.11ac(20MHz)	<input checked="" type="checkbox"/>	802.11ac(40MHz)	<input checked="" type="checkbox"/>	802.11ac(80MHz)
Support Bands	<input type="checkbox"/>	5150MHz~5250MHz	<input type="checkbox"/>	Outdoor AP		
	<input checked="" type="checkbox"/>		<input type="checkbox"/>	Indoor AP		
			<input type="checkbox"/>	Fixed point-to-point AP		
			<input checked="" type="checkbox"/>	Mobile and Portable Client		
	<input checked="" type="checkbox"/>	5250MHz~5350MHz				
	<input checked="" type="checkbox"/>	5470MHz~5725MHz	<input checked="" type="checkbox"/>	With TDWR Channels		
	<input type="checkbox"/>		Without TDWR Channels			
<input checked="" type="checkbox"/>	5725MHz~5850MHz					

Model and /or type reference	Hardware Version	Software Version
ESY10I4	R05	Android 10
ESY15I4	R05	Android 10
ESY22I4	R05	Android 10
ESY15I4-C	R04	Android 10

Note1: The four models have the same circuit and layout, the difference is the size and antenna, the ESY10I4 is 10.1 inches, the ESY15I4 is 15.6 inches, the ESY15I4-C is 15.6 inches, and the ESY22I4 is 21.5 inches.

Note2: Model ESY22I4 is evaluated for conducted test items; ESY10I4, ESY15I4, ESY15I4-C, ESY22I4 is evaluated for radiated test items and conducted emission, shown in the report is the worst data of four models.

**1.2. Antenna information**

Antenna model / type number .. :		N/A			
Antenna serial number .....		N/A			
Antenna Delivery .....		<input checked="" type="checkbox"/>	1TX + 1RX		
		<input checked="" type="checkbox"/>	2TX + 2RX		
		<input type="checkbox"/>	Others:.....		
Antenna technology .....		<input checked="" type="checkbox"/>	SISO		
		<input checked="" type="checkbox"/>	MIMO	<input checked="" type="checkbox"/>	CDD
				<input type="checkbox"/>	Beam-forming
Antenna Type.....		<input type="checkbox"/>	External	<input type="checkbox"/>	Dipole
				<input type="checkbox"/>	Sectorized
		<input checked="" type="checkbox"/>	Internal	<input checked="" type="checkbox"/>	PIFA
				<input type="checkbox"/>	PCB
				<input type="checkbox"/>	Metal Antenna
				<input type="checkbox"/>	Others.....
SISO	Antenna 1 Gain .....	1.26 dBi for ESY10I4 2.9 dBi for ESY15I4 2.8 dBi for ESY15I4-C 2.73 dBi for ESY22I4			
	Antenna 2 Gain.....	1.61 dBi for ESY10I4 2.69 dBi for ESY15I4 2.7 dBi for ESY15I4-C 2.91 dBi for ESY22I4			
CDD		1.61 dBi for Power; 4.62 dBi for PSD for ESY10I4 2.9 dBi for Power; 5.91 dBi for PSD for ESY15I4 2.8 dBi for Power; 5.81 dBi for PSD for ESY15I4 2.91 dBi for Power; 5.92 dBi for PSD for ESY22I4			



**1.3. Working Frequency of Each Channel:**

802.11a/n/ac(20MHz) Working Frequency of Each Channel:							
Channel	Frequency	Channel	Frequency	Channel	Frequency	Channel	Frequency
36	5180 MHz	40	5200 MHz	44	5220 MHz	48	5240 MHz
52	5260 MHz	56	5280 MHz	60	5300 MHz	64	5320 MHz
100	5500 MHz	104	5520 MHz	108	5540 MHz	112	5560 MHz
116	5580 MHz	120	5600 MHz	124	5620 MHz	128	5640 MHz
132	5660 MHz	136	5680 MHz	140	5700 MHz	149	5745 MHz
153	5765 MHz	157	5785 MHz	161	5805 MHz	165	5825 MHz
802.11n/ac(40MHz) Working Frequency of Each Channel:							
Channel	Frequency	Channel	Frequency	Channel	Frequency	Channel	Frequency
38	5190 MHz	46	5230 MHz	54	5270 MHz	62	5310 MHz
102	5510 MHz	110	5550 MHz	118	5590 MHz	126	5630 MHz
134	5670 MHz	151	5755 MHz	159	5795 MHz	N/A	N/A
802.11ac(80MHz) Working Frequency of Each Channel:							
Channel	Frequency	Channel	Frequency	Channel	Frequency	Channel	Frequency
42	5210 MHz	58	5290 MHz	106	5530 MHz	122	5610 MHz
155	5775 MHz	N/A	N/A	N/A	N/A	N/A	N/A

### 1.4. Mode of Operation

DEKRA Testing and Certification (Suzhou) Co., Ltd. has verified the construction and function in typical operation. All the test modes were carried out with the EUT in normal operation, which was shown in this test report and defined as:

Test Mode
Mode 1: Transmit by 802.11a
Mode 2: Transmit by 802.11n(20MHz)
Mode 3: Transmit by 802.11n(40MHz)
Mode 4: Transmit by 802.11ac(20MHz)
Mode 5: Transmit by 802.11ac(40MHz)
Mode 6: Transmit by 802.11ac(80MHz)

Note 1: Regards to the frequency band operation: the lowest, middle and highest frequency channel were selected to perform the test, then shown on this report.

Note 2: For portable device, radiated tests was verified over X, Y, Z axis, and shown the worst case on this report.

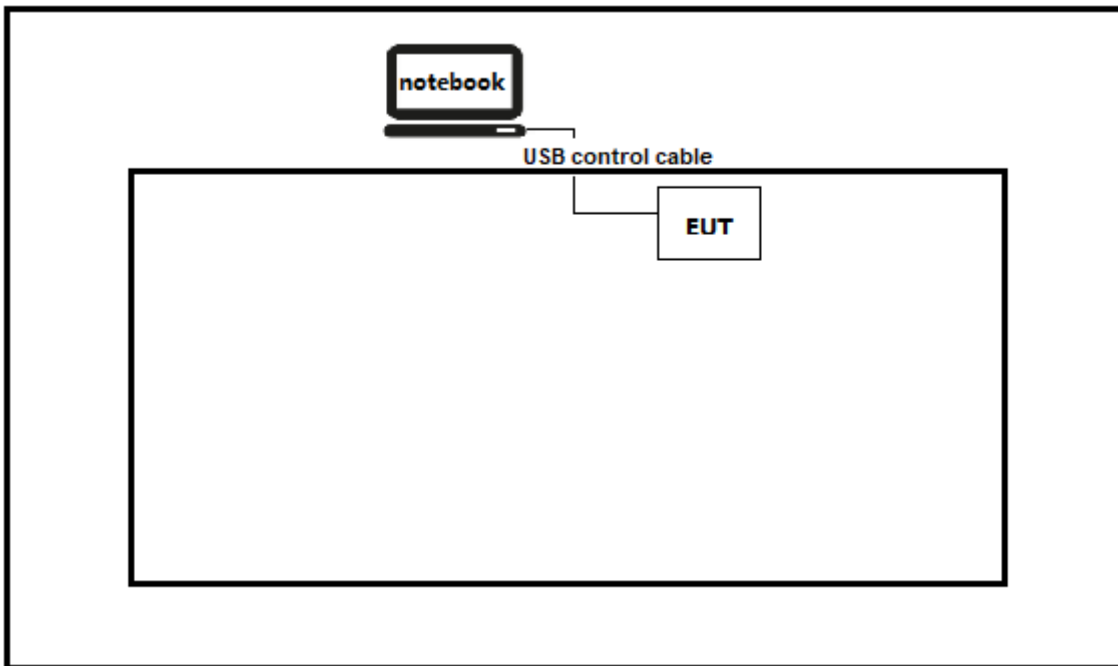
### 1.5. Tested System Details

The types for all equipment, plus descriptions of all cables used in the tested system (including inserted cards) are:

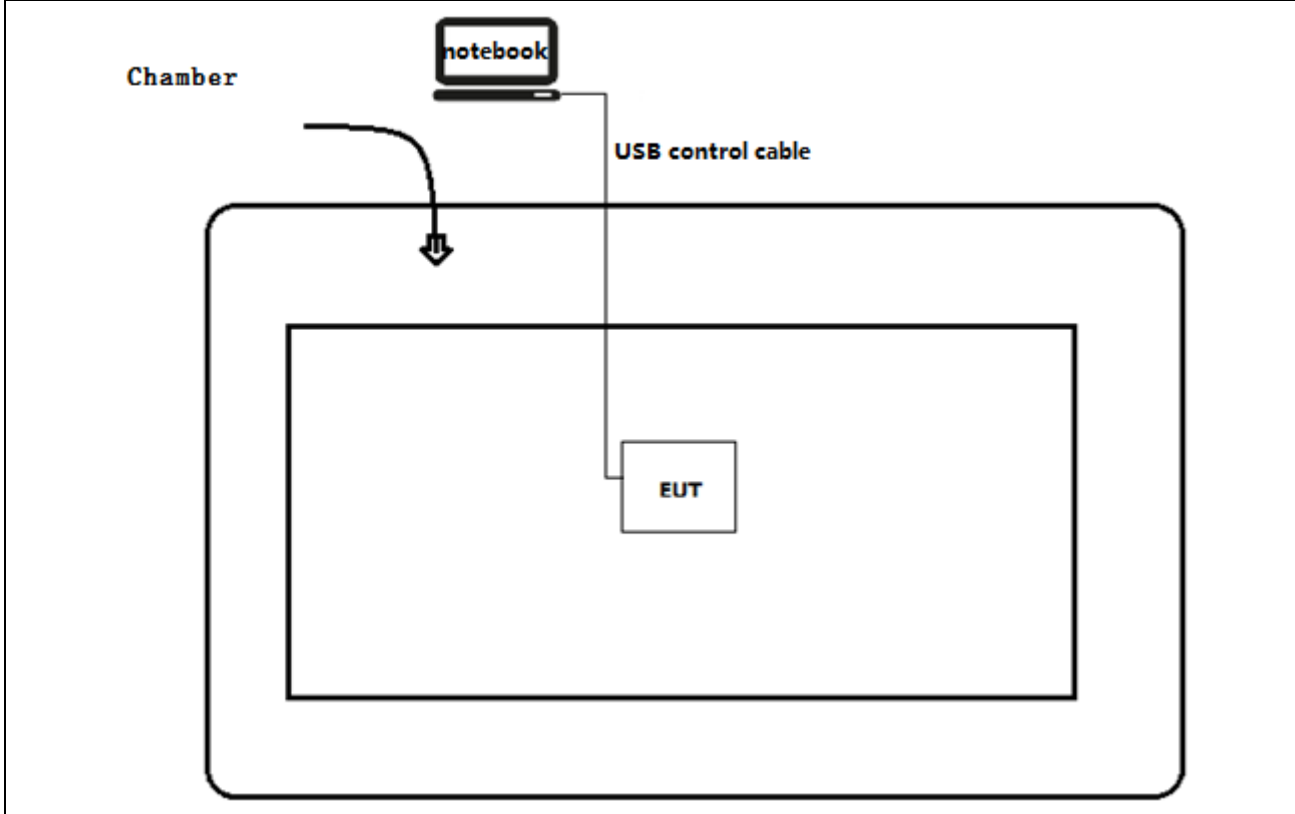
Product		Manufacturer	Model No.	Serial No.	Power Cord
1	Notebook	Think Pad	2526	LV-A3285	Power by adapter

### 1.6. Configuration of Tested System

Test setup Diagram- AC Line Conducted Emission Test



Test setup Diagram- Radiated Emission



### 1.7. EUT Exercise Software

1	Setup the EUT and simulators as shown on above.
2	Turn on the power of equipment.
3	Run the ADB command.
4	Select the transmission mode and test channel, then start test.

## 2. Technical Test

### 2.1. Summary of Test Result

- No deviations from the test standards
- Deviations from the test standards as below description:

Performed Test Item	Normative References	Limit	Result
Conducted Emission	FCC CFR Title 47 Part 15 Subpart E: Section 15.207	FCC 15.207	PASS
Radiated Emission	FCC CFR Title 47 Part 15 Subpart E: Section 15.209	FCC 15.209	PASS
Emission bandwidth and occupied bandwidth	FCC CFR Title 47 Part 15 Subpart E: Section 15.407(e)	FCC 15.407(e)	PASS
6dB Emission Bandwidth	FCC CFR Title 47 Part 15 Subpart E: Section 15.407(e)	FCC 15.407(e)	PASS
Power Output	FCC CFR Title 47 Part 15 Subpart E: Section 15.407(a)	FCC 15.407(a)	PASS
Peak Power Spectral Density	FCC CFR Title 47 Part 15 Subpart E: Section 15.407(a)	FCC 15.407(a)	PASS
Band Edge	FCC CFR Title 47 Part 15 Subpart E: Section 15.205, 15.407(b)	FCC 15.407(b)	PASS
Frequency Stability	FCC CFR Title 47 Part 15 Subpart E: Section 15.407(g)	±20ppm	PASS

Note: The DFS report please refer to DEKRA report 2250816R-RF-US-P08V01.

**2.2. Test Frequency configuration:**

Modulation Mode	Channel	Frequency	Channel	Frequency	Channel	Frequency
802.11a/n/ac(20MHz)	36	5180 MHz	44	5220 MHz	48	5240 MHz
	52	5260 MHz	60	5300 MHz	64	5320 MHz
	100	5500 MHz	116	5580 MHz	132	5700 MHz
	149	5745 MHz	157	5785 MHz	165	5825 MHz
802.11n/ac(40MHz)	38	5190 MHz	46	5230 MHz	54	5270 MHz
	62	5310 MHz	102	5510 MHz	110	5550 MHz
	134	5670 MHz	151	5755 MHz	159	5795 MHz
802.11ac(80MHz)	42	5210 MHz	58	5290 MHz	106	5530 MHz
	155	5775 MHz	N/A	N/A	N/A	N/A

**2.3. Power Index:**

Mode	Frequency(MHz)	Power Index
802.11a/n/ac(20MHz)	5180	60
	5220	60
	5240	60
	5260	60
	5300	60
	5320	60
	5500	52
	5580	52
	5700	52
	5745	52
	5785	52
	5825	52
802.11n/ac(40MHz)	5190	60
	5230	60
	5270	60
	5310	60
	5510	52
	5590	52
	5670	52
	5755	52
	5795	52
802.11ac(80MHz)	5210	60
	5290	60
	5530	52
	5775	52

Note: This power setting is used for both SISO and MIMO mode.



### 2.4. Power vs Data Rate

MCS Index for 802.11n	Spatial Streams	Data Rate (Mbps)						
		802.11b	802.11g	802.11a	20MHz		40MHz	
					800ns GI	400ns GI	800ns GI	400ns GI
0	1	1	6	6	6.5	7.2	13.5	15.0
1	1	2	9	9	13.0	14.4	27.0	30.0
2	1	5.5	12	12	19.5	21.7	40.5	45.0
3	1	11	18	18	26.0	28.9	54.0	60.0
4	1	---	24	24	39.0	43.3	81.0	90.0
5	1	---	36	36	52.0	57.8	108.0	120.0
6	1	---	48	48	58.5	65.0	121.5	135.0
7	1	---	54	54	65.0	72.2	135.0	150.0
8	2	---	---	---	13.0	14.4	27.0	30.0
9	2	---	---	---	26.0	28.9	54.0	60.0
10	2	---	---	---	39.0	43.3	81.0	90.0
11	2	---	---	---	52.0	57.8	108.0	120.0
12	2	---	---	---	78.0	86.7	162.0	180.0
13	2	---	---	---	104.0	115.6	216.0	240.0
14	2	---	---	---	117.0	130.0	243.0	270.0
15	2	---	---	---	130.0	144.0	270.0	300.0

Note1: The blue form is the maximum power data rate.

2: The EUT supports two spatial streams.

Spatial Streams (Note1)	MCS Index	Modulation type	Coding rate	Data Rate(Mb/s)					
				20MHz		40MHz		80MHz	
				Guard Interval		Guard Interval		Guard Interval	
				800ns	400ns	800ns	400ns	800ns	400ns
1	0	BPSK	1/2	6.5	7.2	13.5	15	29.3	32.5
	1	QPSK	1/2	13	14.4	27	30	58.5	65
	2	QPSK	3/4	19.5	21.7	40.5	45	87.8	97.5
	3	16-QAM	1/2	26	28.9	54	60	117	130
	4	16-QAM	3/4	39	43.3	81	90	175.5	195
	5	64-QAM	2/3	52	57.8	108	120	234	260
	6	64-QAM	3/4	58.5	65	121.5	135	263.3	292.5
	7	64-QAM	5/6	65	72.2	135	150	292.5	325
	8	256-QAM	3/4	78	86.7	162	180	351	390
	9	256-QAM	5/6	N/A	N/A	180	200	390	433.3
2	10	BPSK	1/2	13.0	14.4	27.0	30.0	58.6	65.0
	11	QPSK	1/2	26.0	28.8	54.0	60.0	117.0	130.0
	12	QPSK	3/4	39.0	43.4	81.0	90.0	175.6	195.0
	13	16-QAM	1/2	52.0	57.8	108.0	120.0	234.0	260.0
	14	16-QAM	3/4	78.0	86.6	162.0	180.0	351.0	390.0
	15	64-QAM	2/3	104.0	115.6	216.0	240.0	468.0	520.0
	16	64-QAM	3/4	117.0	130.0	243.0	270.0	526.6	585.0
	17	64-QAM	5/6	130.0	144.4	270.0	300.0	585.0	650.0
	18	256-QAM	3/4	156.0	173.4	324.0	360.0	702.0	780.0
	19	256-QAM	5/6	N/A	N/A	360.0	400.0	780.0	866.6

Note 1: The blue form is the maximum power data rate.

2: The EUT supports two spatial streams.

## 2.5. Duty Cycle

Test Mode	Tx On (ms)	Tx Off (ms)	VBW (kHz)	Tx On + Tx Off (ms)	Duty Cycle (%)
802.11a	2.044	0.049	0.56	2.093	97.7
802.11n(20MHz)	2.044	0.049	0.56	2.093	97.7
802.11n(40MHz)	0.612	0.144	1.7	0.756	80.9
802.11ac(20MHz)	2.044	0.049	0.56	2.093	97.7
802.11ac(40MHz)	0.612	0.144	1.7	0.756	80.9
802.11ac(80MHz)	0.288	0.052	3.6	0.422	68.2

Note 1: T means the minimum transmission duration over which the transmitter is on and is transmitting at its maximum power control level for the tested mode of operation.

Note 2: According to KDB 789033, when test for Conducted Emission Band Edge and Radiated Emission,  $VBW \geq 1/T$  will be used.

## 2.6. Test Environment

Items	Required (IEC 68-1)	Actual
Temperature (°C)	15-35	21
Humidity (%RH)	25-75	50
Barometric pressure (mbar)	860-1060	950-1000

## 2.7. Uncertainty

Test Items	Uncertainty
AC Power Line Conducted Emission	$\pm 2.02$ dB
Radiated Emission	Below 1GHz $\pm 3.8$ dB
	Above 1GHz $\pm 3.9$ dB
RF Antenna Port Conducted Emission	$\pm 1.27$ dB
Radiated Emission Band Edge	$\pm 3.9$ dB
Occupied Bandwidth	$\pm 1$ kHz
Power Spectral Density	$\pm 1.27$ dB
Frequency Stability	$\pm 100$ Hz

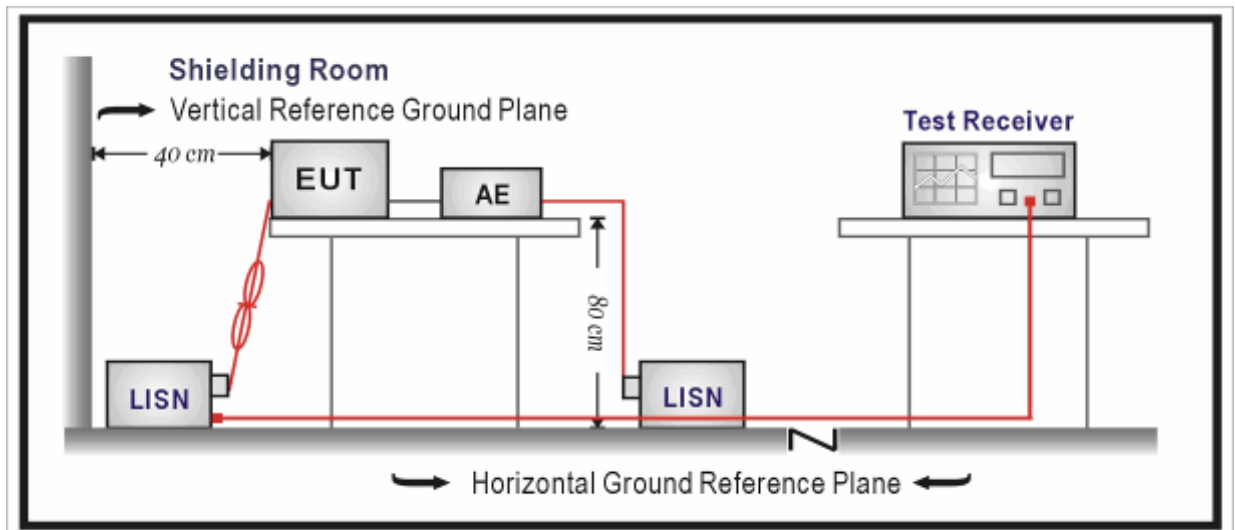
### 3. Conducted Emission

#### 3.1. Test Equipment

Conducted Emission / TR-1					
Instrument	Manufacturer	Type No.	Serial No.	Cal. Date	Cal. Due Date
EMI Test Receiver	R&S	ESCI	100726	2021.10.30	2022.10.29
Two-Line V-Network	R&S	ENV216	101044	2022.03.12	2023.03.11
50ohm Termination	SHX	TF2	7081402	2021.09.04	2022.09.03
50ohm Termination	SHX	TF2	7081403	2021.09.04	2022.09.03
50ohm Coaxial Switch	Anritsu	MP59B	6200464462	N/A	N/A
Temperature/Humidity Meter	RTS	RTS-8S	TR1-TH	2022.07.07	2023.07.06
Dekra test software	Dekra	-	-	-	-

Note: All equipment are calibrated with traceable calibrations. Each calibration is traceable to the national or international standards.

#### 3.2. Test Setup



### 3.3. Limit

Frequency (MHz)	QP (dB $\mu$ V)	AV (dB $\mu$ V)
0.15 - 0.50	66 – 56	56 – 46
0.50 - 5.0	56	46
5.0 - 30	60	50

Note 1: The lower limit shall apply at the transition frequencies.

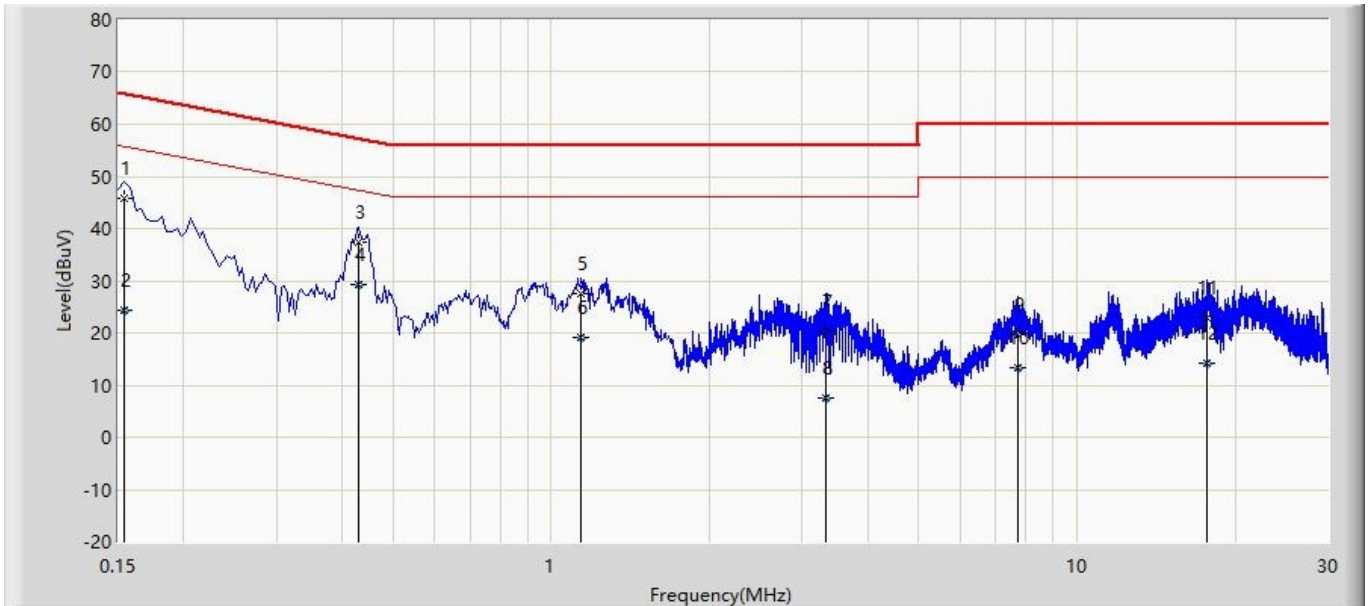
Note 2: The limit decreases linearly with the logarithm of the frequency in the range 0.15 MHz to 0.5 MHz.

### 3.4. Test Procedure

Test Method			
	References Rule	Chapter	Item
<input checked="" type="checkbox"/>	ANSI C63.10-2013	6.2	Standard test method for ac power-line conducted emissions from unlicensed wireless devices

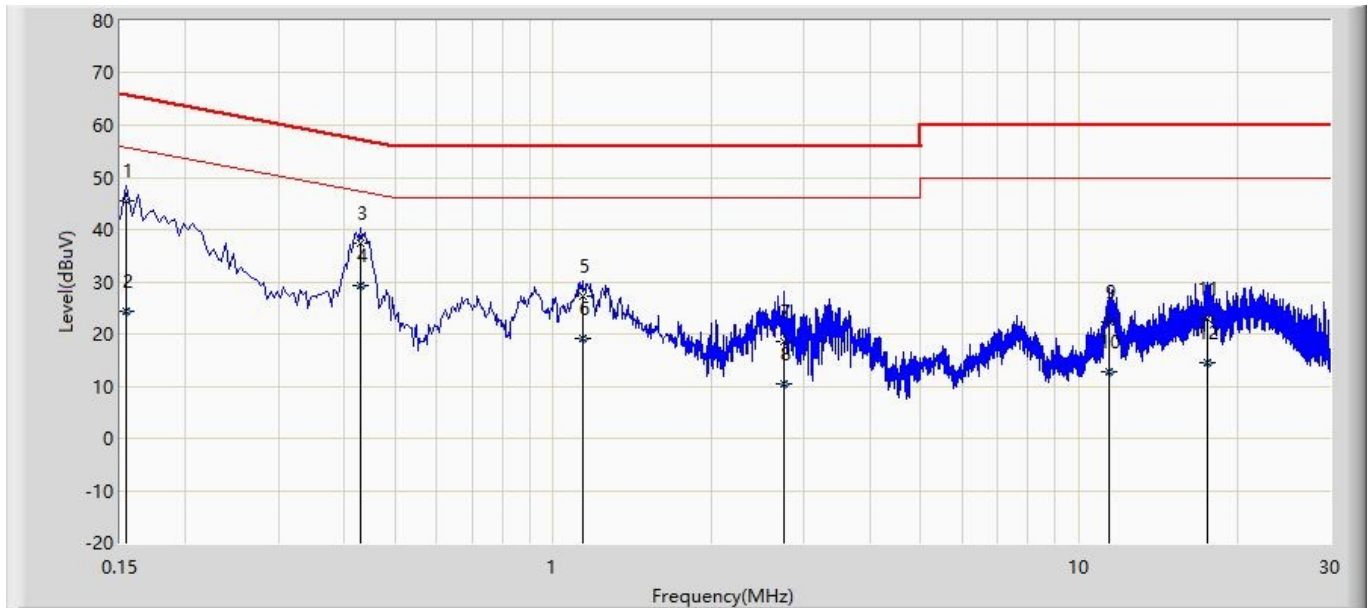
### 3.5. Test Result

Profile: 2250816R	Page No.: 14
Engineer: Yu Liu	
Site: TR1	Time: 2022/06/28 - 19:32
Limit: FCC_Part15.207_CE_AC Power	Margin: 0
Probe: ENV216_101190(0.009-30MHz)	Polarity: Line
EUT: Touch All In One Computer	Power: AC 120V/60Hz
Note: Mode 1	



No	Mark	Frequency (MHz)	Measure Level (dBuV)	Reading Level (dBuV)	Over Limit (dB)	Limit (dBuV)	Probe (dB)	Cable (dB)	Amp (dB)	Type
1		0.154	45.872	36.294	-19.909	65.781	9.550	0.028	0.000	QP
2		0.154	24.391	14.813	-31.390	55.781	9.550	0.028	0.000	AV
3		0.430	37.503	27.885	-19.749	57.253	9.575	0.044	0.000	QP
4	*	0.430	29.385	19.766	-17.868	47.253	9.575	0.044	0.000	AV
5		1.142	27.571	17.917	-28.429	56.000	9.590	0.064	0.000	QP
6		1.142	19.254	9.600	-26.746	46.000	9.590	0.064	0.000	AV
7		3.318	20.289	10.549	-35.711	56.000	9.625	0.114	0.000	QP
8		3.318	7.494	-2.246	-38.506	46.000	9.625	0.114	0.000	AV
9		7.718	19.849	9.921	-40.151	60.000	9.757	0.171	0.000	QP
10		7.718	13.195	3.267	-36.805	50.000	9.757	0.171	0.000	AV
11		17.710	22.831	12.643	-37.169	60.000	9.918	0.270	0.000	QP
12		17.710	14.125	3.937	-35.875	50.000	9.918	0.270	0.000	AV

Profile: 2250816R	Page No.: 19
Engineer: Yu Liu	
Site: TR1	Time: 2022/06/28 - 19:40
Limit: FCC_Part15.207_CE_AC Power	Margin: 0
Probe: ENV216_101190(0.009-30MHz)	Polarity: Neutral
EUT: Touch All In One Computer	Power: AC 120V/60Hz
Note: Mode 1	



No	Mark	Frequency (MHz)	Measure Level (dBuV)	Reading Level (dBuV)	Over Limit (dB)	Limit (dBuV)	Probe (dB)	Cable (dB)	Amp (dB)	Type
1		0.154	45.646	36.078	-20.135	65.781	9.540	0.028	0.000	QP
2		0.154	24.223	14.654	-31.559	55.781	9.540	0.028	0.000	AV
3		0.430	37.308	27.692	-19.944	57.253	9.573	0.044	0.000	QP
4	*	0.430	29.201	19.584	-18.052	47.253	9.573	0.044	0.000	AV
5		1.138	27.324	17.671	-28.676	56.000	9.590	0.063	0.000	QP
6		1.138	19.082	9.429	-26.918	46.000	9.590	0.063	0.000	AV
7		2.754	18.477	8.767	-37.523	56.000	9.608	0.103	0.000	QP
8		2.754	10.360	0.650	-35.640	46.000	9.608	0.103	0.000	AV
9		11.418	22.414	12.364	-37.586	60.000	9.835	0.214	0.000	QP
10		11.418	12.638	2.588	-37.362	50.000	9.835	0.214	0.000	AV
11		17.574	22.999	12.791	-37.001	60.000	9.941	0.268	0.000	QP
12		17.574	14.354	4.145	-35.646	50.000	9.941	0.268	0.000	AV



## 4. Radiated Emission

### 4.1. Test Equipment

Radiated Emission(Below 1GHz) / AC-3					
Instrument	Manufacturer	Type No.	Serial No.	Cal. Date	Cal. Due Date
EMI Test Receiver	R&S	ESCI	100176	2021.08.15	2022.08.14
Loop Antenna	R&S	HFH2-Z2	833799/003	2022.04.15	2023.04.14
Bilog Antenna	Teseq GmbH	CBL6112D	27613	2021.08.23	2022.08.22
Coaxial Cable	Huber+Suhner	RG 214	AC3-C	2022.03.30	2023.03.29
Temperature/Humidity Meter	RTS	RTS-8S	AC3-TH	2022.07.07	2023.07.06
Dekra test software	Dekra	-	-	-	-

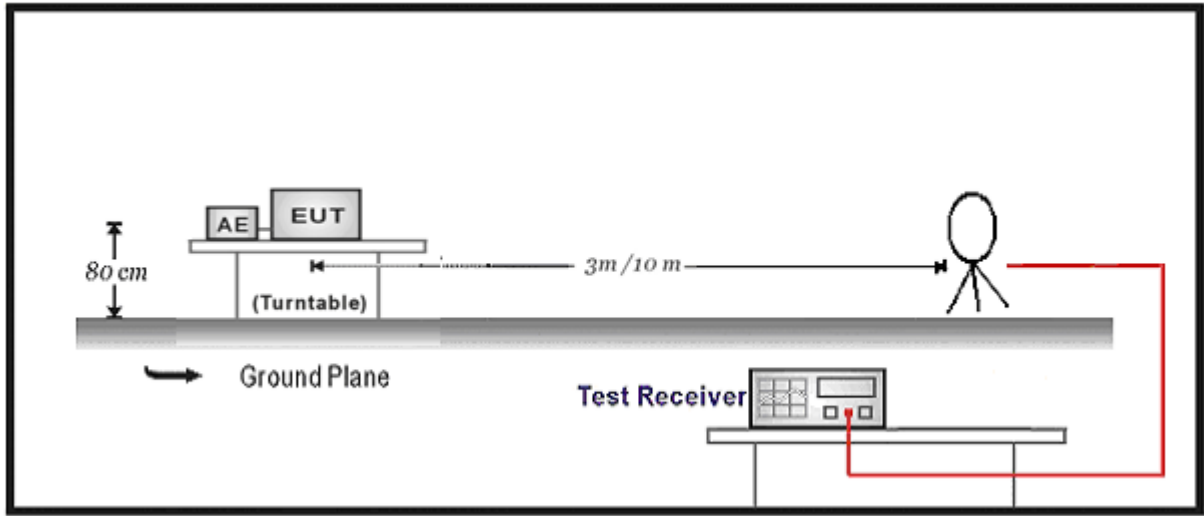
Note: All equipment are calibrated with traceable calibrations. Each calibration is traceable to the national or international standards.

Radiated Emission(Above 1GHz) / AC-5					
Instrument	Manufacturer	Type No.	Serial No.	Cal. Date	Cal. Due Date
EXA Spectrum Analyzer	Keysight	N9010A	MY55370495	2021.08.12	2022.08.11
Amplifier	SKET	LNPA_0118G-45	SK2021041201	2022.04.15	2023.04.14
Preamplifier	EMCI	EMC184045SE	980263	2022.05.21	2023.05.20
DRG Horn Antenna	ETS-Lindgren	3117	00167055	2021.08.23	2022.08.22
Broad-Band Horn Antenna	Schwarzbeck	BBHA9170	294	2022.05.19	2023.05.18
Coaxial Cable	Huber+Suhner	SUCOFLEX 106	AC5-C2	2022.05.22	2023.05.21
Coaxial Cable	ROSENBERGER	LA1-C011-2000/3000	AC5-40G	2022.03.21	2023.03.20
Temperature/Humidity Meter	RTS	RTS-8S	AC5-TH	2022.07.07	2023.07.06
Dekra test software	Dekra	-	-	-	-

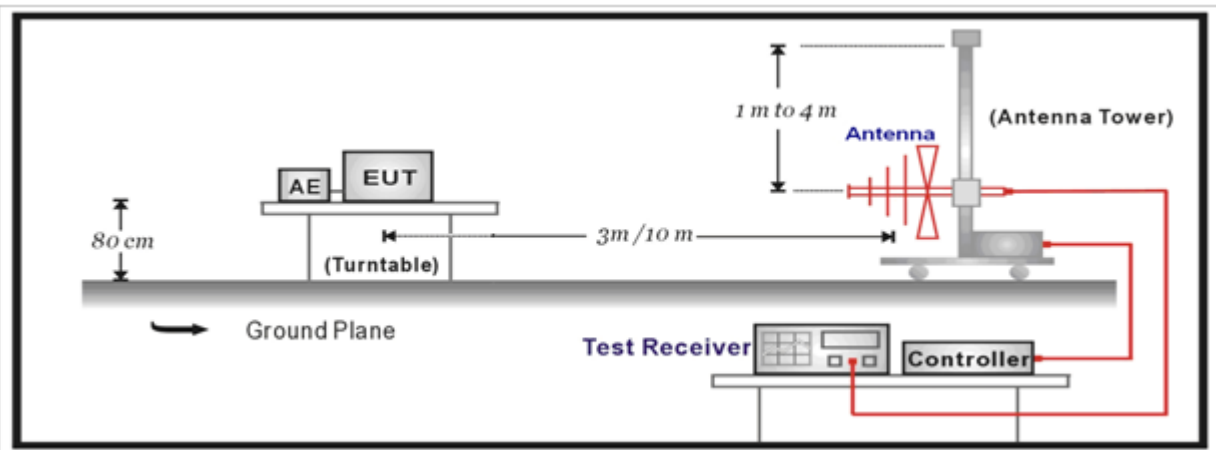
Note: All equipment is calibrated with traceable calibrations. Each calibration is traceable to the national or international standards.

### 4.2. Test Setup

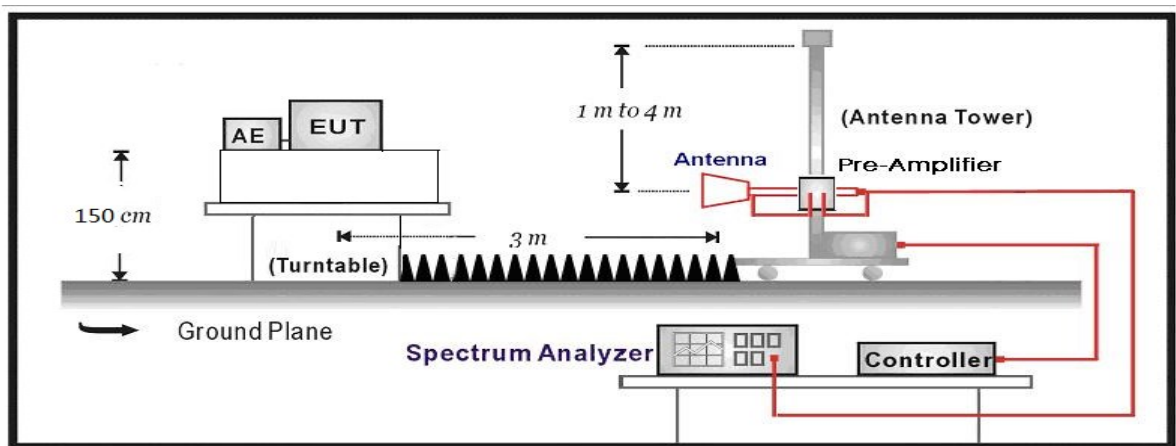
Below 30MHz Test Setup:



30MHz-1GHz Test Setup:



Above 1GHz Test Setup:



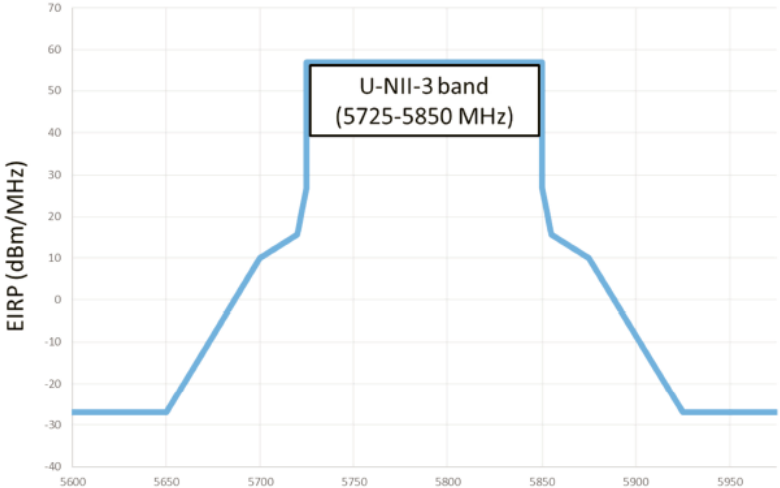
### 4.3. Limit

FCC Part 15 Subpart C Paragraph 15.209 (Restricted Band Emissions Limit)		
Frequency (MHz)	Distance (m)	Level (dB $\mu$ V/m)
0.009-0.490	300	2400/F(kHz)
0.490-1.705	30	24000/F(kHz)
1.705-30.0	30	30
30-88	3	100**
88-216	3	150**
216-960	3	200**
Above 960	3	500

Note 1: At frequencies below 30 MHz, measurements may be performed at a distance closer than that specified in the regulations; however, an attempt should be made to avoid making measurements in the near field. Pending the development of an appropriate measurement procedure for measurements performed below 30 MHz, when performing measurements at a closer distance than specified, the results shall be extrapolated to the specified distance by either making measurements at a minimum of two distances on at least one radial to determine the proper extrapolation factor or by using the square of an inverse linear distance extrapolation factor (40 dB/decade).

Note 2: At frequencies at or above 30 MHz, measurements may be performed at a distance other than what is specified provided: measurements are not made in the near field except where it can be shown that near field measurements are appropriate due to the characteristics of the device; and it can be demonstrated that the signal levels needed to be measured at the distance employed can be detected by the measurement equipment. Measurements shall not be performed at a distance greater than 30 meters unless it can be further demonstrated that measurements at a distance of 30 meters or less are impractical. When performing measurements at a distance other than that specified, the results shall be extrapolated to the specified distance using an extrapolation factor of 20 dB/decade (inverse linear-distance for field strength measurements; inverse-linear-distance-squared for power density measurements).


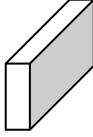





<b>FCC Part 15 Subpart C Paragraph 15.205 (Restricted Band)</b>			
Frequency (MHz)	Frequency (MHz)	Frequency (MHz)	Frequency (GHz)
0.090 – 0.110	16.42 – 16.423	399.9 – 410	4.5 – 5.15
0.495 – 0.505	16.69475 – 16.69525	608 – 614	5.35 – 5.46
2.1735 – 2.1905	16.80425 – 16.80475	960 – 1240	7.25 – 7.75
4.125 – 4.128	25.5 – 25.67	1300 – 1427	8.025 – 8.5
4.17725 – 4.17775	37.5 – 38.25	1435 – 1626.5	9.0 – 9.2
4.20725 – 4.20775	73 – 74.6	1645.5 – 1646.5	9.3 – 9.5
6.215 – 6.218	74.8 – 75.2	1660 – 1710	10.6 – 12.7
6.26775 – 6.26825	108 – 121.94	1718.8 – 1722.2	13.25 – 13.4
6.31175 – 6.31225	123 – 138	2200 – 2300	14.47 – 14.5
8.291 – 8.294	149.9 – 150.05	2310 – 2390	15.35 – 16.2
8.362 – 8.366	156.52475 – 156.52525	2483.5 – 2500	17.7 – 21.4
8.37625 – 8.38675	156.7 – 156.9	2690 – 2900	22.01 – 23.12
8.81425 – 8.81475	162.0125 – 167.17	3260 – 3267	23.6 – 24.0
12.29 – 12.293	167.72 – 173.2	3332 – 3339	31.2 – 31.8
12.51975–12.52025	240 – 285	3345.8 – 3358	36.43 – 36.5
12.57675–12.57725	322 – 335.4	3600 – 4400	
13.36 – 13.41			

FCC Part 15 Subpart C Paragraph 15.407(5)(b) (Unrestricted Band Emissions Limit)		
Operating Frequency Band (MHz)	EIRP Limit (dBm/MHz)	Equivalent Field Strength at 3m (dB $\mu$ V/m)
5150 - 5250	-27	68.3
5250 - 5350	-27	68.3
5470 - 5725	-27	68.3
Operating Frequency Band (MHz)	EIRP Limit (dBm/MHz)	
5725 - 5850		

#### 4.4. Test Procedure

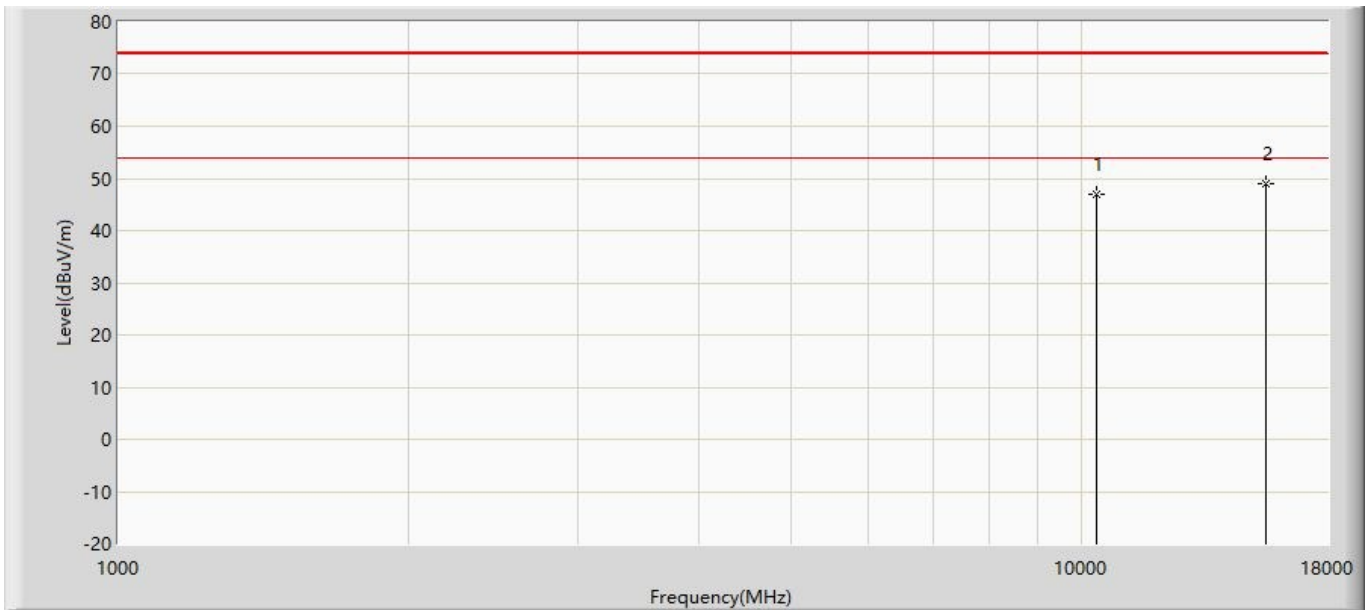
Test Method			
	References Rule	Chapter	Description
<input type="checkbox"/>	ANSI C63.10	12.7.3	Emissions in non-restricted frequency bands
<input checked="" type="checkbox"/>	ANSI C63.10	12.7.2	Emissions in restricted frequency bands
	<input checked="" type="checkbox"/>	ANSI C63.10	Radiated emission measurements
	<input checked="" type="checkbox"/>	ANSI C63.10	Procedure for peak unwanted emissions measurements above 1000 MHz
	<input checked="" type="checkbox"/>	ANSI C63.10	Procedures for average unwanted emissions measurements above 1000 MHz
	<input type="checkbox"/>	ANSI C63.10	12.7.7.2 Method AD (average detection)—primary method
	<input checked="" type="checkbox"/>	ANSI C63.10	12.7.7.3 Method VB-A (Alternative)
<input checked="" type="checkbox"/>	ANSI C63.10	6.4	Radiated emissions from unlicensed wireless devices below 30 MHz
<input checked="" type="checkbox"/>	ANSI C63.10	6.5	Radiated emissions from unlicensed wireless devices in the frequency range of 30 MHz to 1000 MHz
<input checked="" type="checkbox"/>	ANSI C63.10	6.6	Radiated emissions from unlicensed wireless devices above 1 GHz

**4.5. EUT test Axis definition**

Item	Radiated Emission			
Device Category	<input type="checkbox"/>	Indoor use		
	<input type="checkbox"/>	Outdoor use		
	<input type="checkbox"/>	Fix position use		
	<input checked="" type="checkbox"/>	Client use		
Test mode	Mode 1-6			
Test method	<input checked="" type="checkbox"/>	Radiated		
		X Axis	Y Axis	Z Axis
				
		Worst Axis <input checked="" type="checkbox"/>	Worst Axis <input type="checkbox"/>	Worst Axis <input type="checkbox"/>
	<input type="checkbox"/>	Conducted		
	<input type="checkbox"/>	Chain 1		
				
	<input type="checkbox"/>	Chain 1	Chain 2	
				
	<input type="checkbox"/>	Chain 1	Chain 2	Chain 3
				
<input type="checkbox"/>	Chain 1	Chain 2	Chain 3	Chain 4
				

### 4.6. Test Result

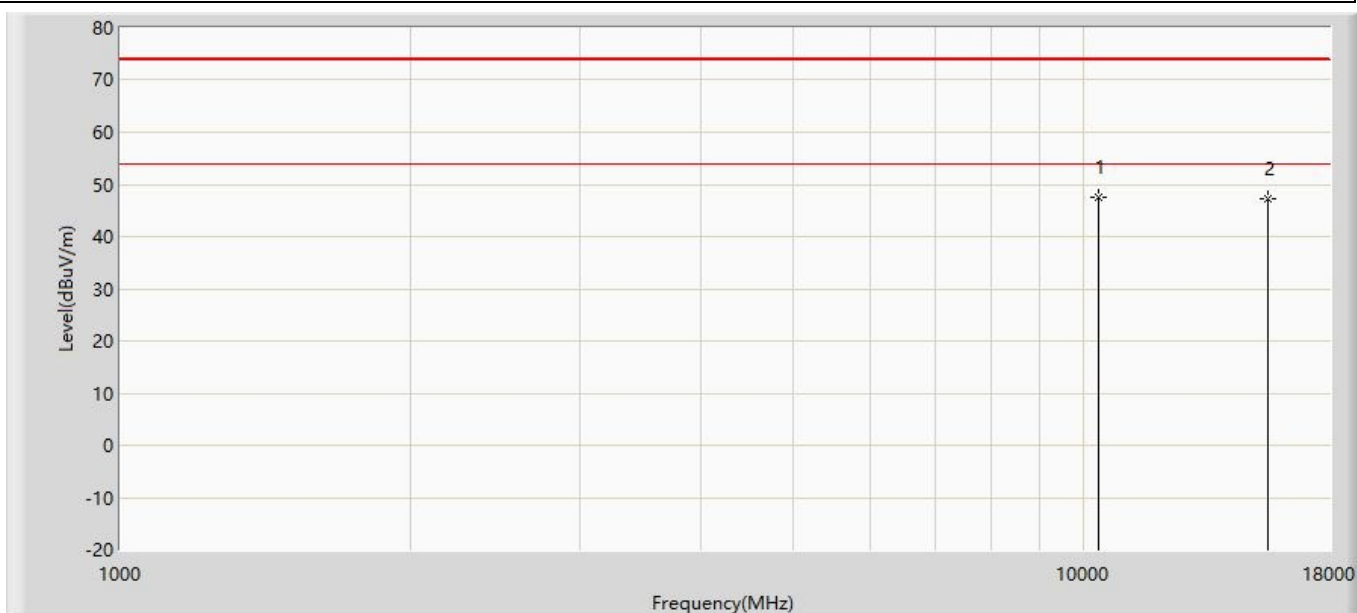
Profile: 2250816R	Page No.: 117
Engineer: Yu Liu	
Site: AC5	Time: 2022/06/21 - 22:19
Limit: FCC_Part15.209_RE(3m)	Margin: 0
Probe: HORN_3117_00167055(1-18GHZ)	Polarity: Horizontal
EUT: Touch All In One Computer	Power: AC 120V/60Hz
Note: Mode 1:Transmit at 5180MHz by 11a	



No	Mark	Frequency (MHz)	Measure Level (dBuV/m)	Reading Level (dBuV)	Over Limit (dB)	Limit (dBuV/m)	Factor (dB)	Type
1		10360.000	46.942	49.928	-27.058	74.000	-2.986	PK
2	*	15540.000	48.845	50.696	-25.155	74.000	-1.851	PK

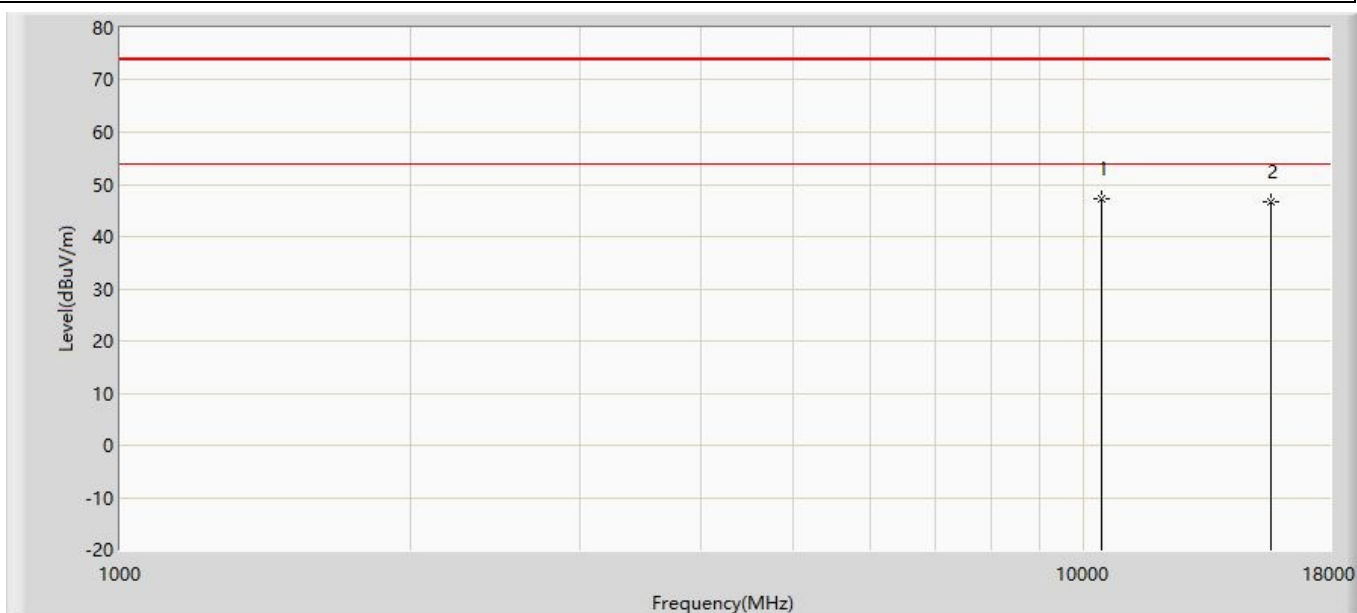


Profile: 2250816R	Page No.: 118
Engineer: Yu Liu	
Site: AC5	Time: 2022/06/21 - 22:19
Limit: FCC_Part15.209_RE(3m)	Margin: 0
Probe: HORN_3117_00167055(1-18GHZ)	Polarity: Vertical
EUT: Touch All In One Computer	Power: AC 120V/60Hz
Note: Mode 1:Transmit at 5180MHz by 11a	



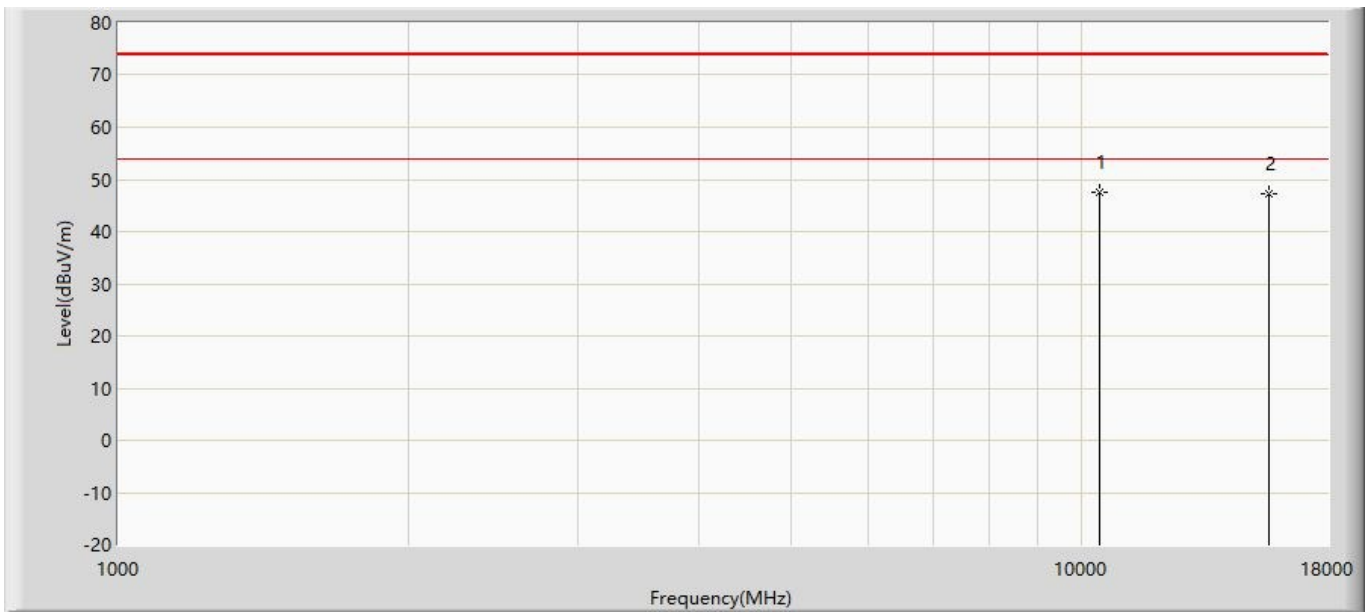
No	Mark	Frequency (MHz)	Measure Level (dBuV/m)	Reading Level (dBuV)	Over Limit (dB)	Limit (dBuV/m)	Factor (dB)	Type
1	*	10360.000	47.649	50.635	-26.351	74.000	-2.986	PK
2		15540.000	47.217	49.068	-26.783	74.000	-1.851	PK

Profile: 2250816R	Page No.: 119
Engineer: Yu Liu	
Site: AC5	Time: 2022/06/21 - 22:19
Limit: FCC_Part15.209_RE(3m)	Margin: 0
Probe: HORN_3117_00167055(1-18GHZ)	Polarity: Horizontal
EUT: Touch All In One Computer	Power: AC 120V/60Hz
Note: Mode 1:Transmit at 5220MHz by 11a	



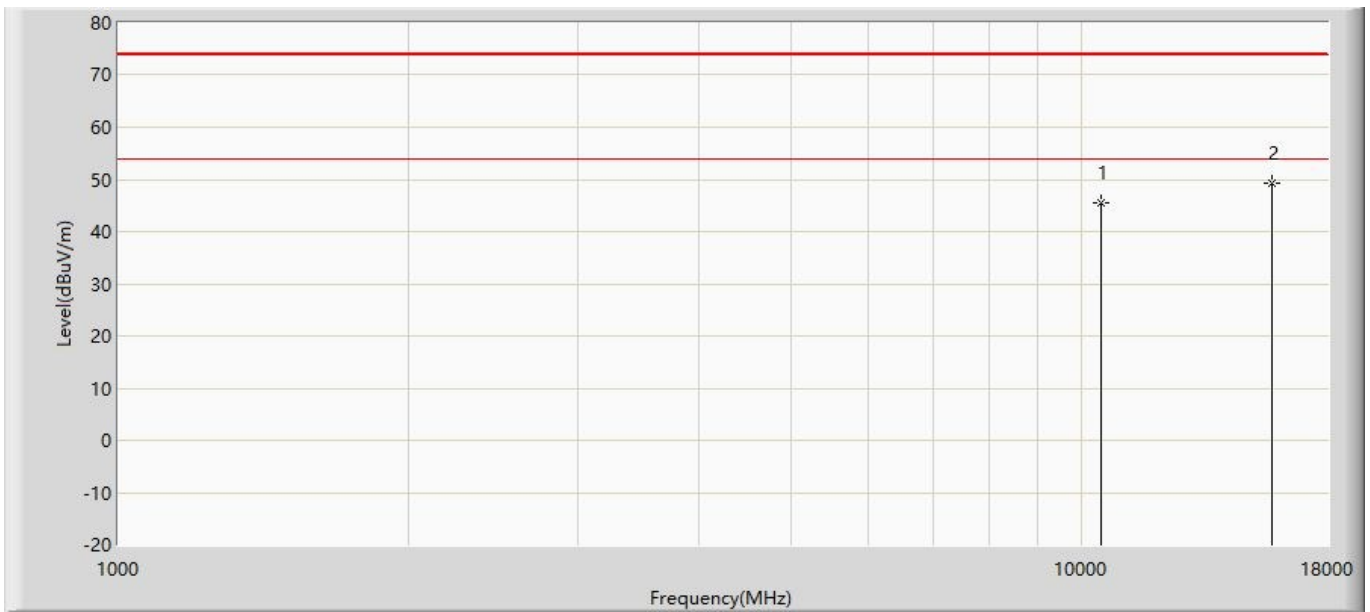
No	Mark	Frequency (MHz)	Measure Level (dBuV/m)	Reading Level (dBuV)	Over Limit (dB)	Limit (dBuV/m)	Factor (dB)	Type
1	*	10440.000	47.325	50.325	-26.675	74.000	-3.000	PK
2		15660.000	46.746	48.705	-27.254	74.000	-1.959	PK

Profile: 2250816R	Page No.: 120
Engineer: Yu Liu	
Site: AC5	Time: 2022/06/21 - 22:19
Limit: FCC_Part15.209_RE(3m)	Margin: 0
Probe: HORN_3117_00167055(1-18GHZ)	Polarity: Vertical
EUT: Touch All In One Computer	Power: AC 120V/60Hz
Note: Mode 1:Transmit at 5220MHz by 11a	



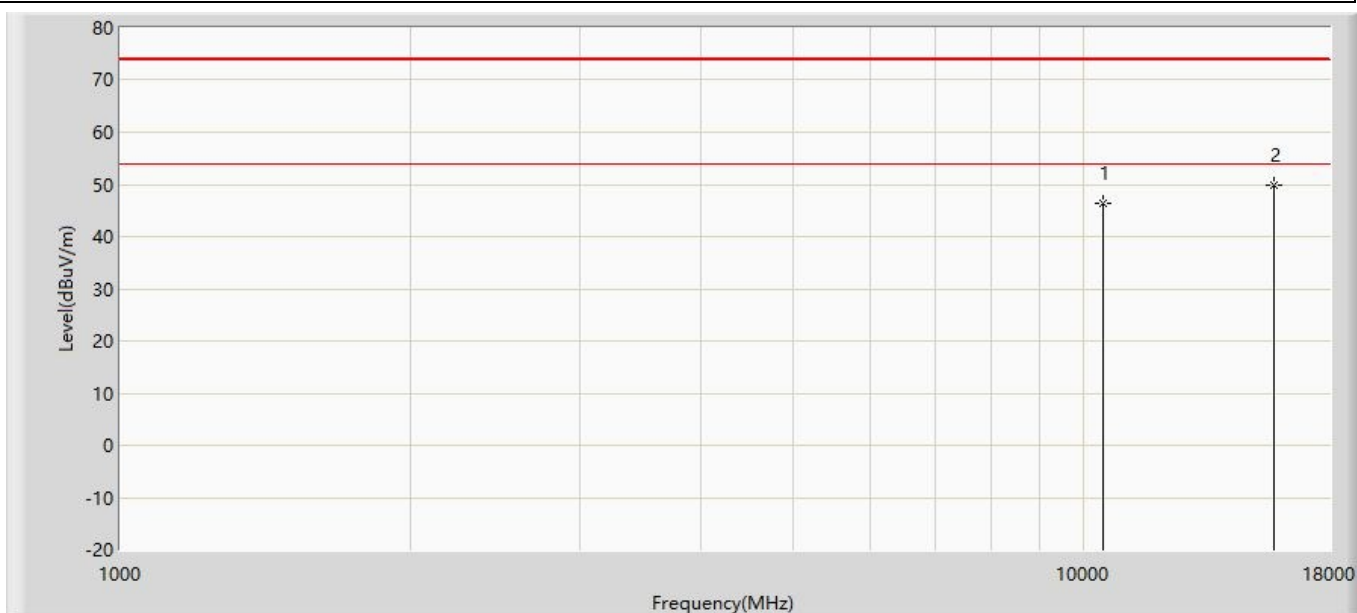
No	Mark	Frequency (MHz)	Measure Level (dBuV/m)	Reading Level (dBuV)	Over Limit (dB)	Limit (dBuV/m)	Factor (dB)	Type
1	*	10440.000	47.621	50.621	-26.379	74.000	-3.000	PK
2		15660.000	47.120	49.079	-26.880	74.000	-1.959	PK

Profile: 2250816R	Page No.: 121
Engineer: Yu Liu	
Site: AC5	Time: 2022/06/21 - 22:19
Limit: FCC_Part15.209_RE(3m)	Margin: 0
Probe: HORN_3117_00167055(1-18GHZ)	Polarity: Horizontal
EUT: Touch All In One Computer	Power: AC 120V/60Hz
Note: Mode 1:Transmit at 5240MHz by 11a	



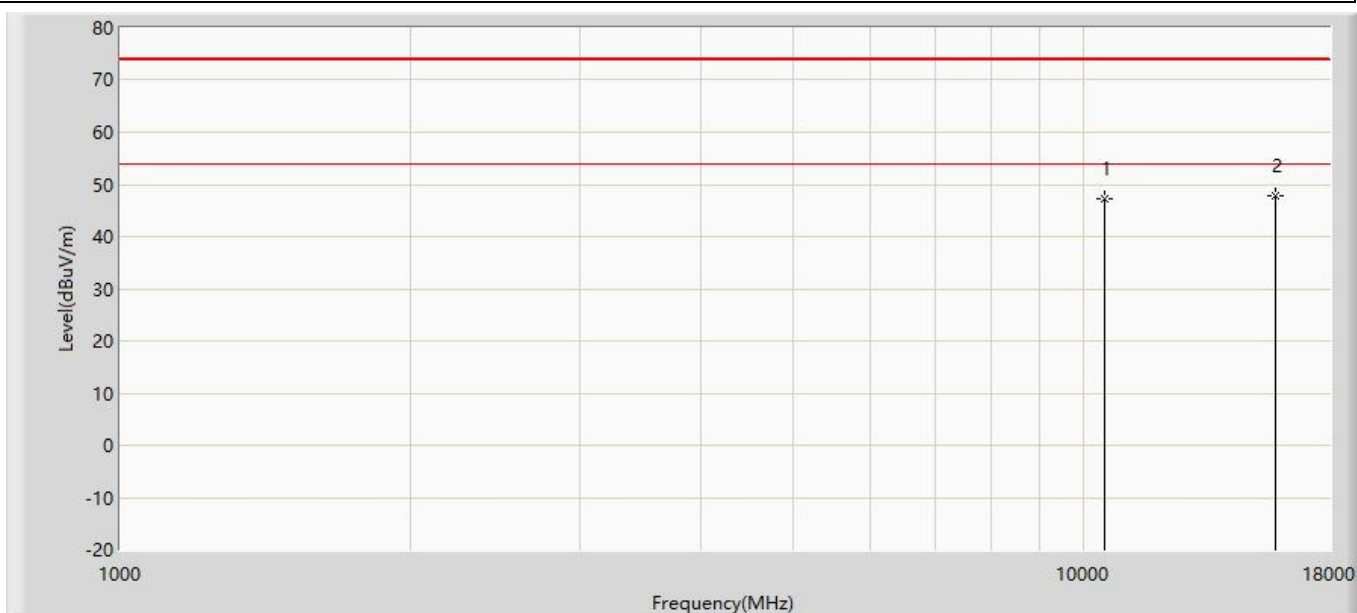
No	Mark	Frequency (MHz)	Measure Level (dBuV/m)	Reading Level (dBuV)	Over Limit (dB)	Limit (dBuV/m)	Factor (dB)	Type
1		10480.000	45.514	48.275	-28.486	74.000	-2.761	PK
2	*	15720.000	49.410	50.788	-24.590	74.000	-1.378	PK

Profile: 2250816R	Page No.: 122
Engineer: Yu Liu	
Site: AC5	Time: 2022/06/21 - 22:19
Limit: FCC_Part15.209_RE(3m)	Margin: 0
Probe: HORN_3117_00167055(1-18GHZ)	Polarity: Vertical
EUT: Touch All In One Computer	Power: AC 120V/60Hz
Note: Mode 1:Transmit at 5240MHz by 11a	



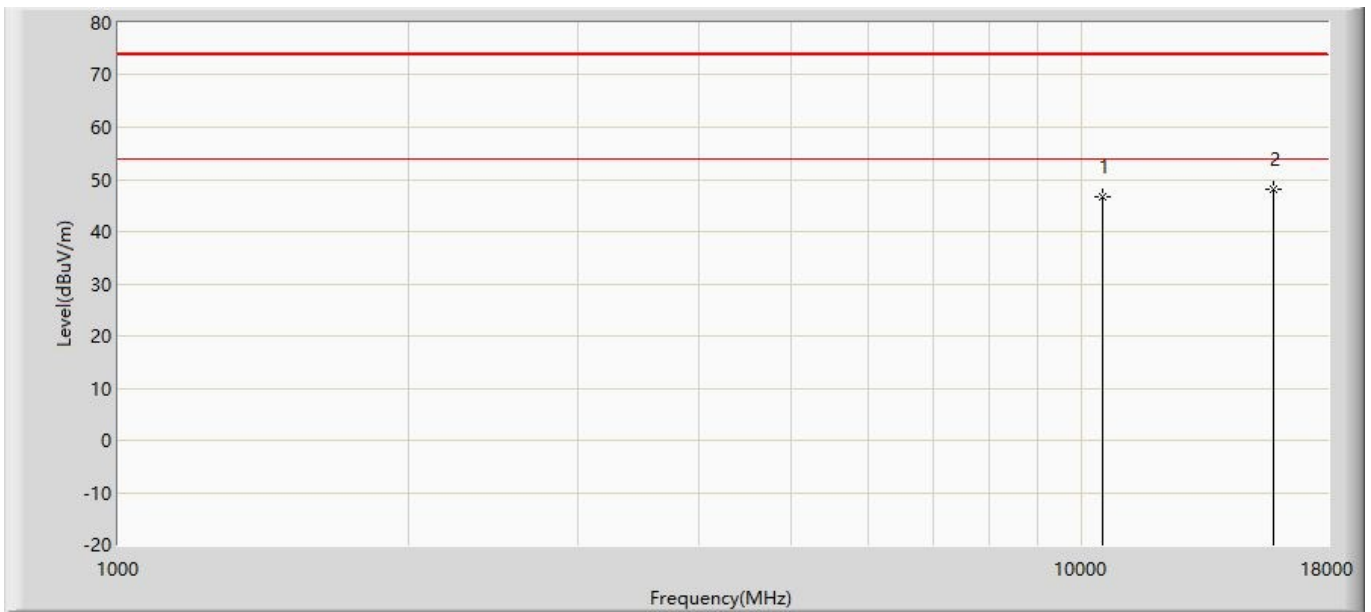
No	Mark	Frequency (MHz)	Measure Level (dBuV/m)	Reading Level (dBuV)	Over Limit (dB)	Limit (dBuV/m)	Factor (dB)	Type
1		10480.000	46.239	49.000	-27.761	74.000	-2.761	PK
2	*	15720.000	49.783	51.161	-24.217	74.000	-1.378	PK

Profile: 2250816R	Page No.: 123
Engineer: Yu Liu	
Site: AC5	Time: 2022/06/21 - 22:19
Limit: FCC_Part15.209_RE(3m)	Margin: 0
Probe: HORN_3117_00167055(1-18GHZ)	Polarity: Horizontal
EUT: Touch All In One Computer	Power: AC 120V/60Hz
Note: Mode 1:Transmit at 5260MHz by 11a	



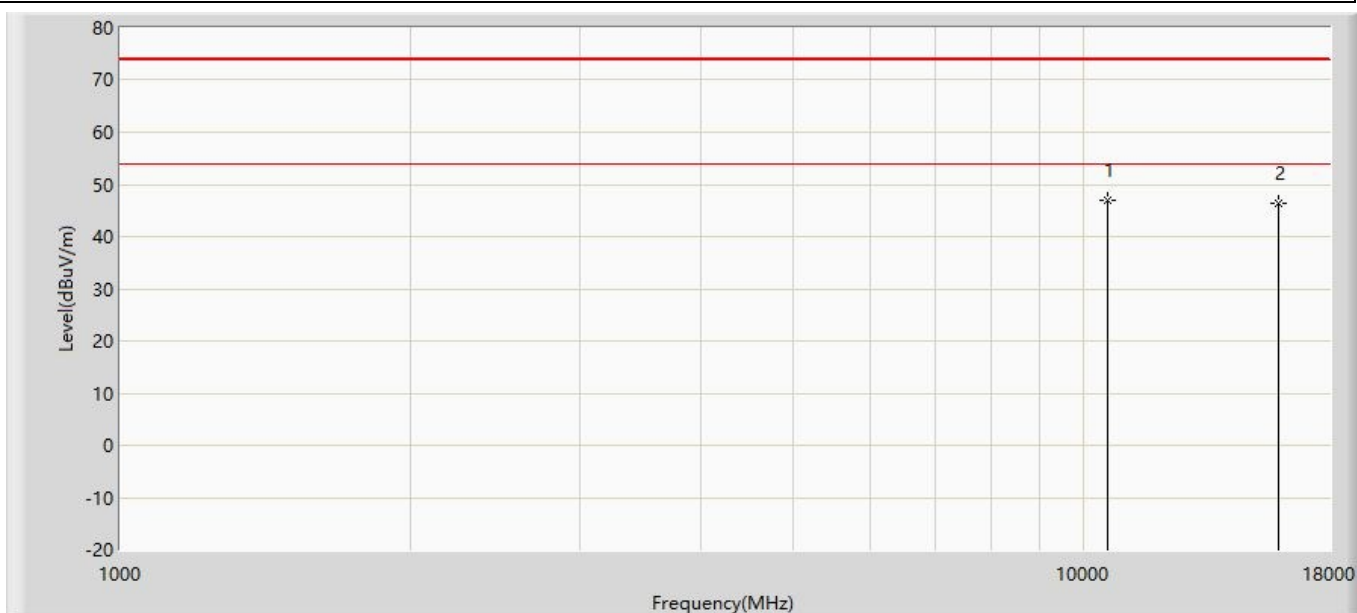
No	Mark	Frequency (MHz)	Measure Level (dBuV/m)	Reading Level (dBuV)	Over Limit (dB)	Limit (dBuV/m)	Factor (dB)	Type
1		10520.000	47.280	49.700	-26.720	74.000	-2.420	PK
2	*	15780.000	47.693	49.660	-26.307	74.000	-1.966	PK

Profile: 2250816R	Page No.: 124
Engineer: Yu Liu	
Site: AC5	Time: 2022/06/21 - 22:20
Limit: FCC_Part15.209_RE(3m)	Margin: 0
Probe: HORN_3117_00167055(1-18GHZ)	Polarity: Vertical
EUT: Touch All In One Computer	Power: AC 120V/60Hz
Note: Mode 1:Transmit at 5260MHz by 11a	



No	Mark	Frequency (MHz)	Measure Level (dBuV/m)	Reading Level (dBuV)	Over Limit (dB)	Limit (dBuV/m)	Factor (dB)	Type
1		10520.000	46.537	48.957	-27.463	74.000	-2.420	PK
2	*	15780.000	48.046	50.013	-25.954	74.000	-1.966	PK

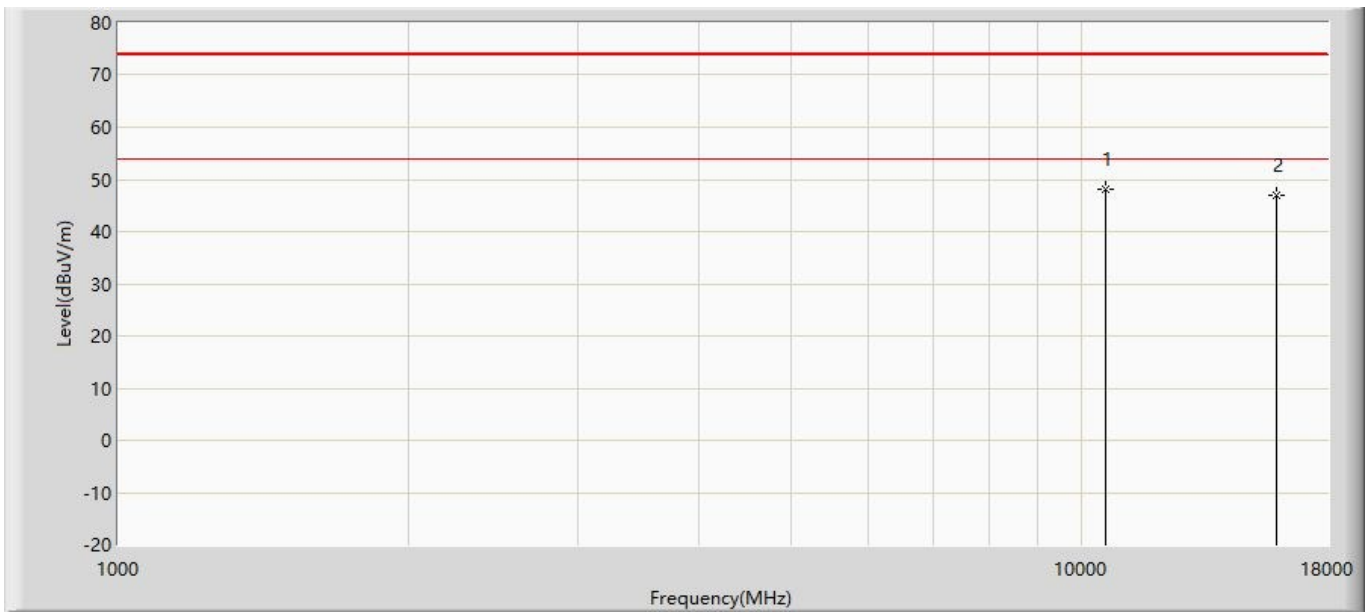
Profile: 2250816R	Page No.: 125
Engineer: Yu Liu	
Site: AC5	Time: 2022/06/21 - 22:20
Limit: FCC_Part15.209_RE(3m)	Margin: 0
Probe: HORN_3117_00167055(1-18GHZ)	Polarity: Horizontal
EUT: Touch All In One Computer	Power: AC 120V/60Hz
Note: Mode 1:Transmit at 5300MHz by 11a	



No	Mark	Frequency (MHz)	Measure Level (dBuV/m)	Reading Level (dBuV)	Over Limit (dB)	Limit (dBuV/m)	Factor (dB)	Type
1	*	10600.000	47.049	49.257	-26.951	74.000	-2.208	PK
2		15900.000	46.444	48.601	-27.556	74.000	-2.157	PK

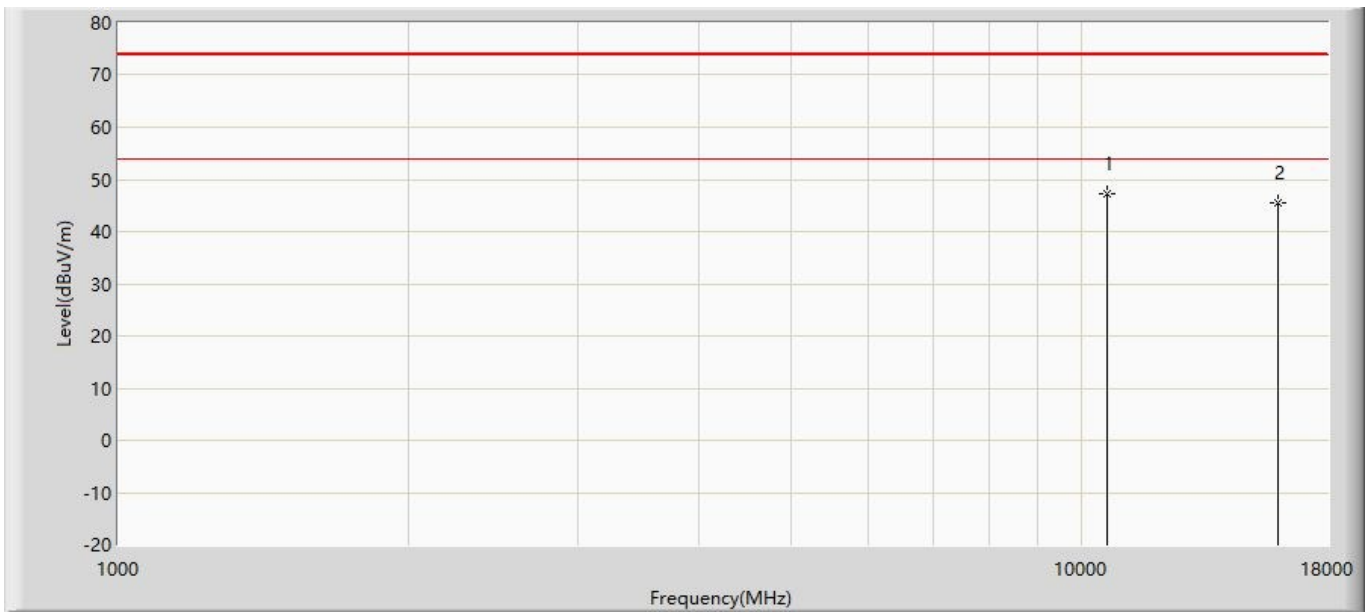


Profile: 2250816R	Page No.: 126
Engineer: Yu Liu	
Site: AC5	Time: 2022/06/21 - 22:20
Limit: FCC_Part15.209_RE(3m)	Margin: 0
Probe: HORN_3117_00167055(1-18GHZ)	Polarity: Vertical
EUT: Touch All In One Computer	Power: AC 120V/60Hz
Note: Mode 1:Transmit at 5300MHz by 11a	



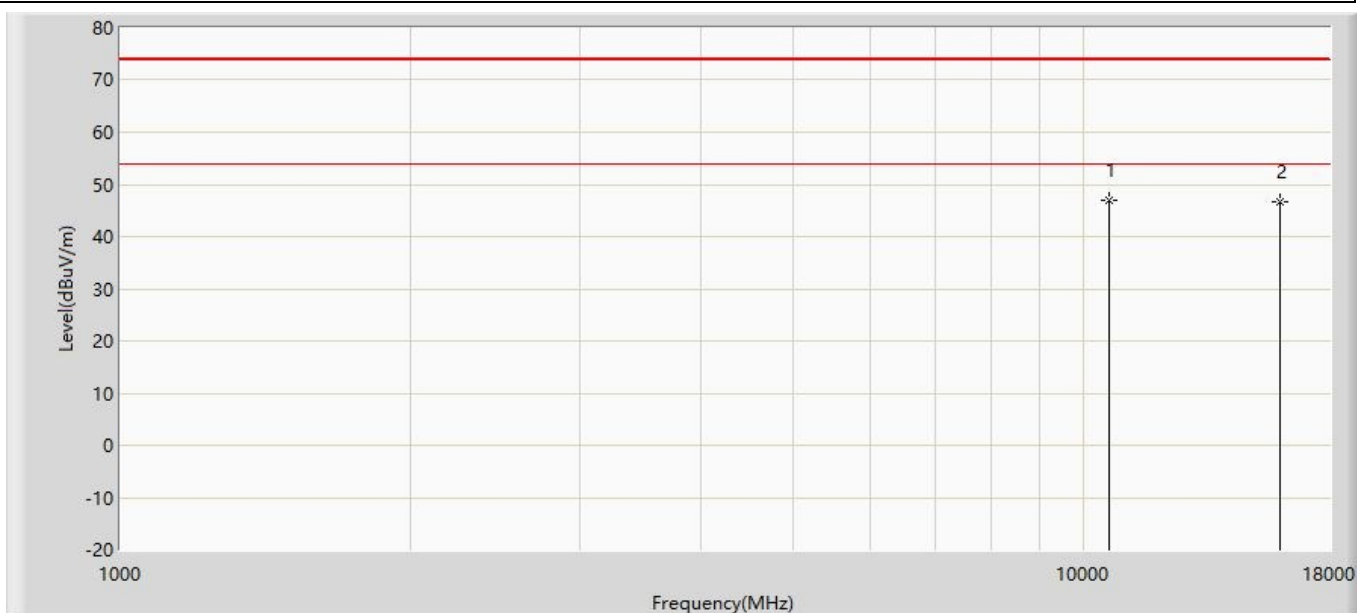
No	Mark	Frequency (MHz)	Measure Level (dBuV/m)	Reading Level (dBuV)	Over Limit (dB)	Limit (dBuV/m)	Factor (dB)	Type
1	*	10600.000	48.014	50.222	-25.986	74.000	-2.208	PK
2		15900.000	47.056	49.213	-26.944	74.000	-2.157	PK

Profile: 2250816R	Page No.: 127
Engineer: Yu Liu	
Site: AC5	Time: 2022/06/21 - 22:20
Limit: FCC_Part15.209_RE(3m)	Margin: 0
Probe: HORN_3117_00167055(1-18GHZ)	Polarity: Horizontal
EUT: Touch All In One Computer	Power: AC 120V/60Hz
Note: Mode 1:Transmit at 5320MHz by 11a	



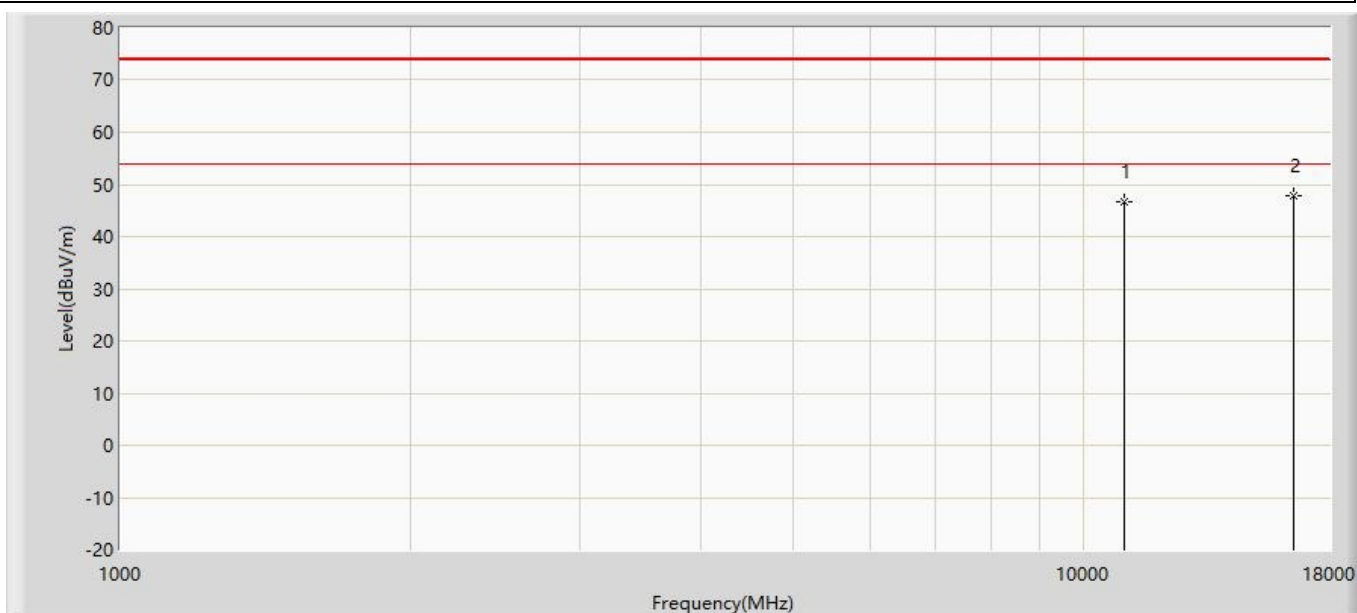
No	Mark	Frequency (MHz)	Measure Level (dBuV/m)	Reading Level (dBuV)	Over Limit (dB)	Limit (dBuV/m)	Factor (dB)	Type
1	*	10640.000	47.356	49.613	-26.644	74.000	-2.258	PK
2		15960.000	45.652	47.538	-28.348	74.000	-1.886	PK

Profile: 2250816R	Page No.: 128
Engineer: Yu Liu	
Site: AC5	Time: 2022/06/21 - 22:20
Limit: FCC_Part15.209_RE(3m)	Margin: 0
Probe: HORN_3117_00167055(1-18GHZ)	Polarity: Vertical
EUT: Touch All In One Computer	Power: AC 120V/60Hz
Note: Mode 1:Transmit at 5320MHz by 11a	



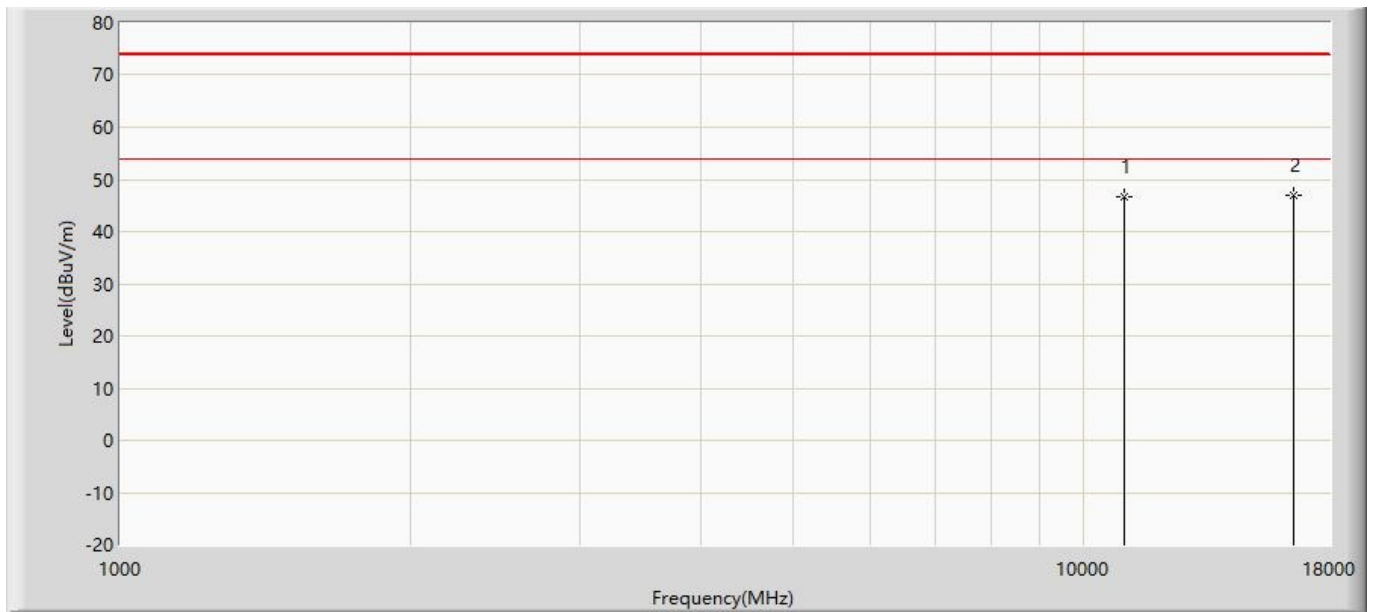
No	Mark	Frequency (MHz)	Measure Level (dBuV/m)	Reading Level (dBuV)	Over Limit (dB)	Limit (dBuV/m)	Factor (dB)	Type
1	*	10640.000	46.916	49.173	-27.084	74.000	-2.258	PK
2		15960.000	46.739	48.625	-27.261	74.000	-1.886	PK

Profile: 2250816R	Page No.: 129
Engineer: Yu Liu	
Site: AC5	Time: 2022/06/21 - 22:20
Limit: FCC_Part15.209_RE(3m)	Margin: 0
Probe: HORN_3117_00167055(1-18GHZ)	Polarity: Horizontal
EUT: Touch All In One Computer	Power: AC 120V/60Hz
Note: Mode 1:Transmit at 5500MHz by 11a	



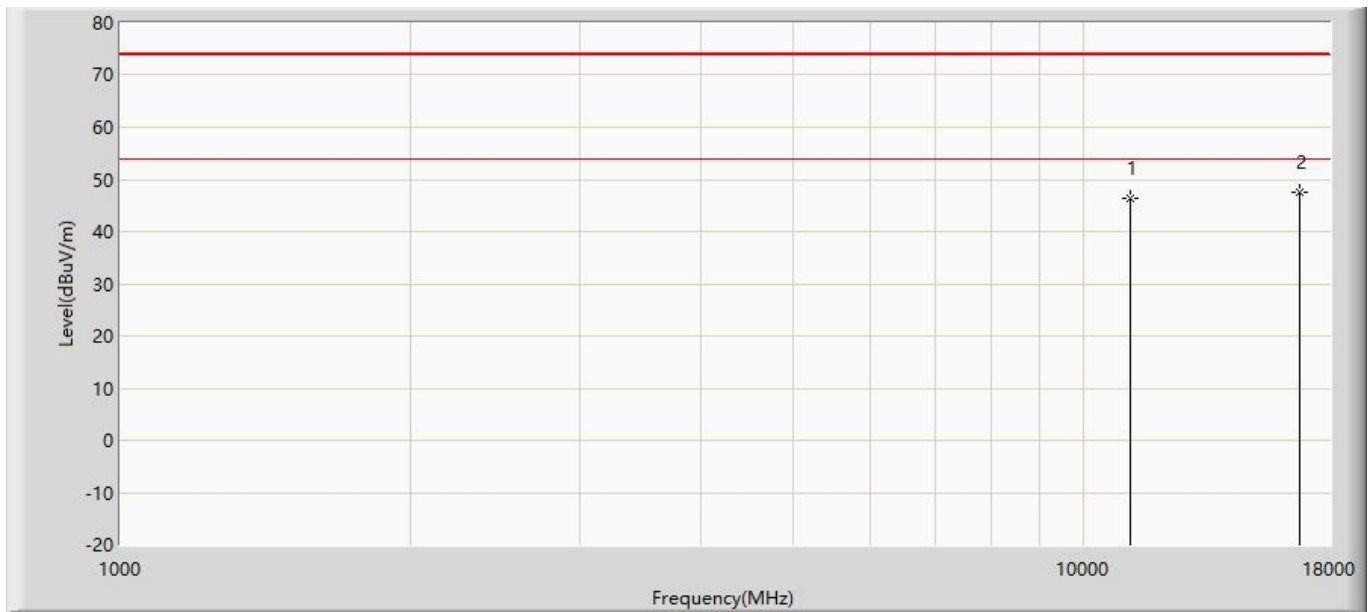
No	Mark	Frequency (MHz)	Measure Level (dBuV/m)	Reading Level (dBuV)	Over Limit (dB)	Limit (dBuV/m)	Factor (dB)	Type
1		11000.000	46.595	48.502	-27.405	74.000	-1.907	PK
2	*	16500.000	47.869	47.982	-26.131	74.000	-0.114	PK

Profile: 2250816R	Page No.: 130
Engineer: Yu Liu	
Site: AC5	Time: 2022/06/21 - 22:20
Limit: FCC_Part15.209_RE(3m)	Margin: 0
Probe: HORN_3117_00167055(1-18GHZ)	Polarity: Vertical
EUT: Touch All In One Computer	Power: AC 120V/60Hz
Note: Mode 1:Transmit at 5500MHz by 11a	



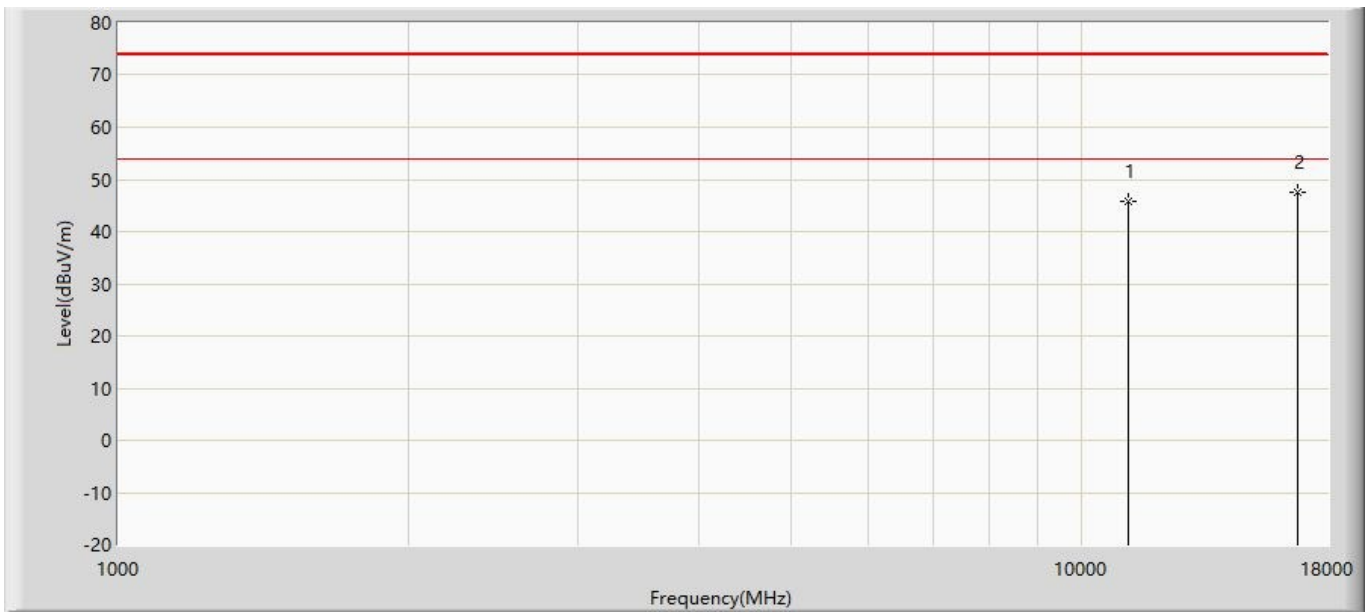
No	Mark	Frequency (MHz)	Measure Level (dBuV/m)	Reading Level (dBuV)	Over Limit (dB)	Limit (dBuV/m)	Factor (dB)	Type
1		11000.000	46.657	48.564	-27.343	74.000	-1.907	PK
2	*	16500.000	47.077	47.190	-26.923	74.000	-0.114	PK

Profile: 2250816R	Page No.: 131
Engineer: Yu Liu	
Site: AC5	Time: 2022/06/21 - 22:20
Limit: FCC_Part15.209_RE(3m)	Margin: 0
Probe: HORN_3117_00167055(1-18GHZ)	Polarity: Horizontal
EUT: Touch All In One Computer	Power: AC 120V/60Hz
Note: Mode 1:Transmit at 5580MHz by 11a	



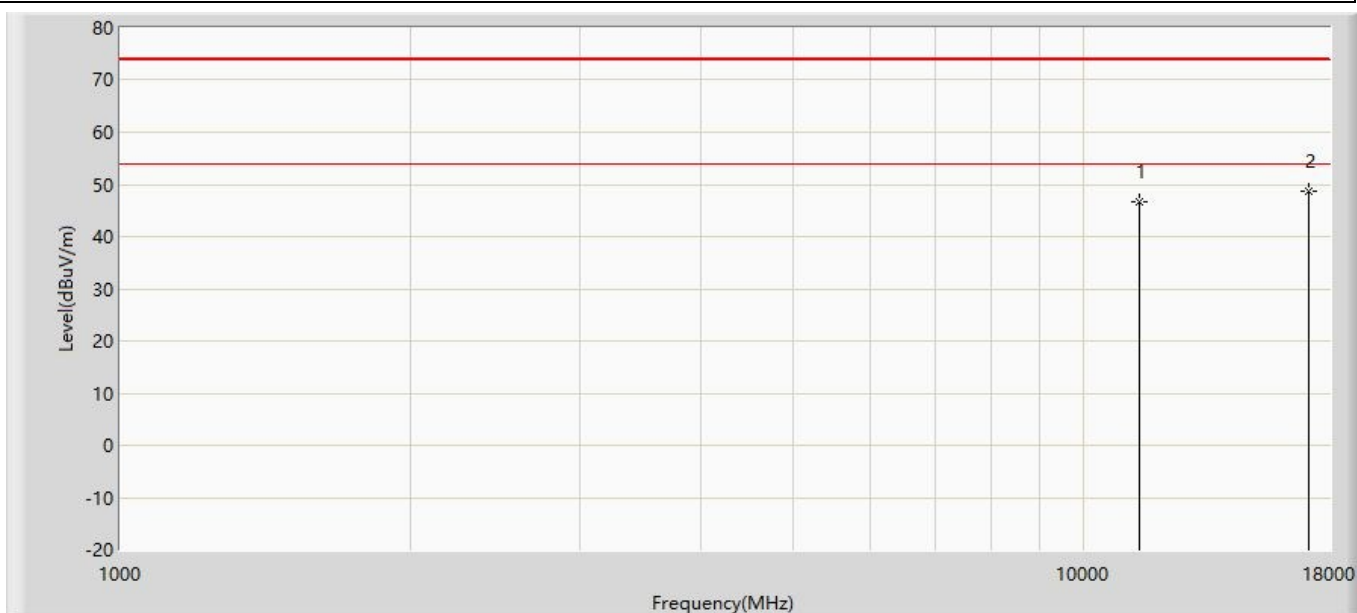
No	Mark	Frequency (MHz)	Measure Level (dBuV/m)	Reading Level (dBuV)	Over Limit (dB)	Limit (dBuV/m)	Factor (dB)	Type
1		11160.000	46.389	48.535	-27.611	74.000	-2.146	PK
2	*	16740.000	47.665	47.778	-26.335	74.000	-0.112	PK

Profile: 2250816R	Page No.: 132
Engineer: Yu Liu	
Site: AC5	Time: 2022/06/21 - 22:20
Limit: FCC_Part15.209_RE(3m)	Margin: 0
Probe: HORN_3117_00167055(1-18GHZ)	Polarity: Vertical
EUT: Touch All In One Computer	Power: AC 120V/60Hz
Note: Mode 1:Transmit at 5580MHz by 11a	



No	Mark	Frequency (MHz)	Measure Level (dBuV/m)	Reading Level (dBuV)	Over Limit (dB)	Limit (dBuV/m)	Factor (dB)	Type
1		11160.000	45.690	47.836	-28.310	74.000	-2.146	PK
2	*	16740.000	47.622	47.735	-26.378	74.000	-0.112	PK

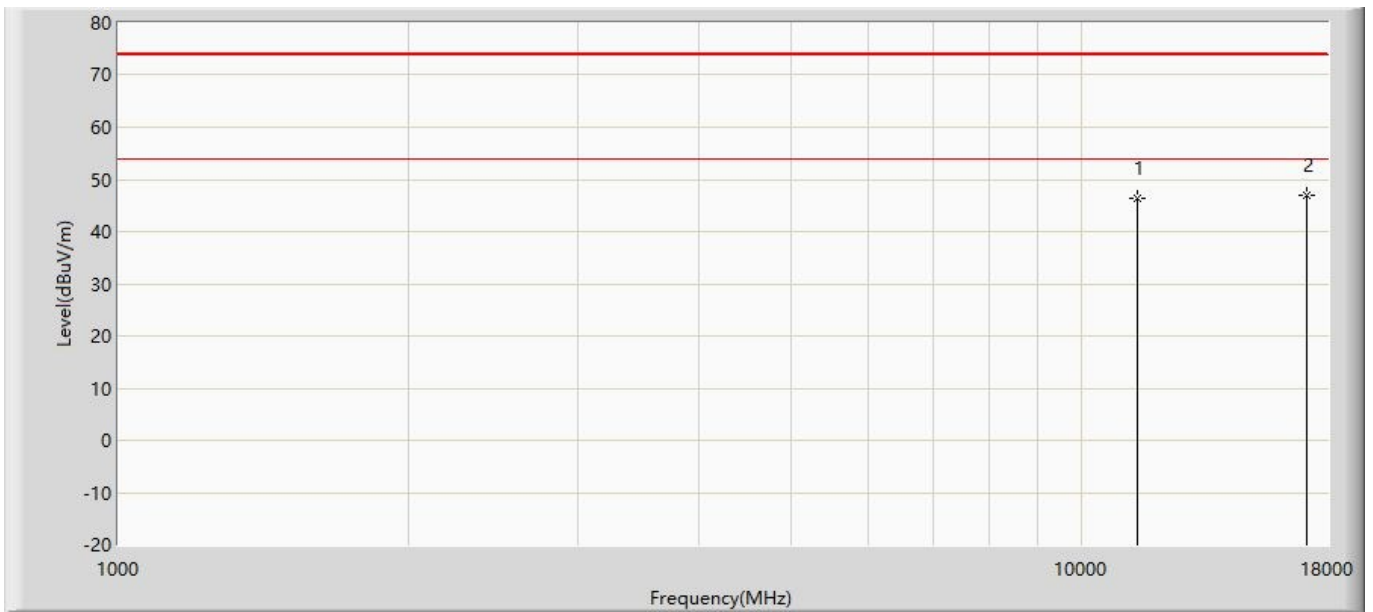
Profile: 2250816R	Page No.: 133
Engineer: Yu Liu	
Site: AC5	Time: 2022/06/21 - 22:20
Limit: FCC_Part15.209_RE(3m)	Margin: 0
Probe: HORN_3117_00167055(1-18GHZ)	Polarity: Horizontal
EUT: Touch All In One Computer	Power: AC 120V/60Hz
Note: Mode 1:Transmit at 5700MHz by 11a	



No	Mark	Frequency (MHz)	Measure Level (dBuV/m)	Reading Level (dBuV)	Over Limit (dB)	Limit (dBuV/m)	Factor (dB)	Type
1		11400.000	46.729	47.929	-27.271	74.000	-1.201	PK
2	*	17100.000	48.738	48.013	-25.262	74.000	0.726	PK

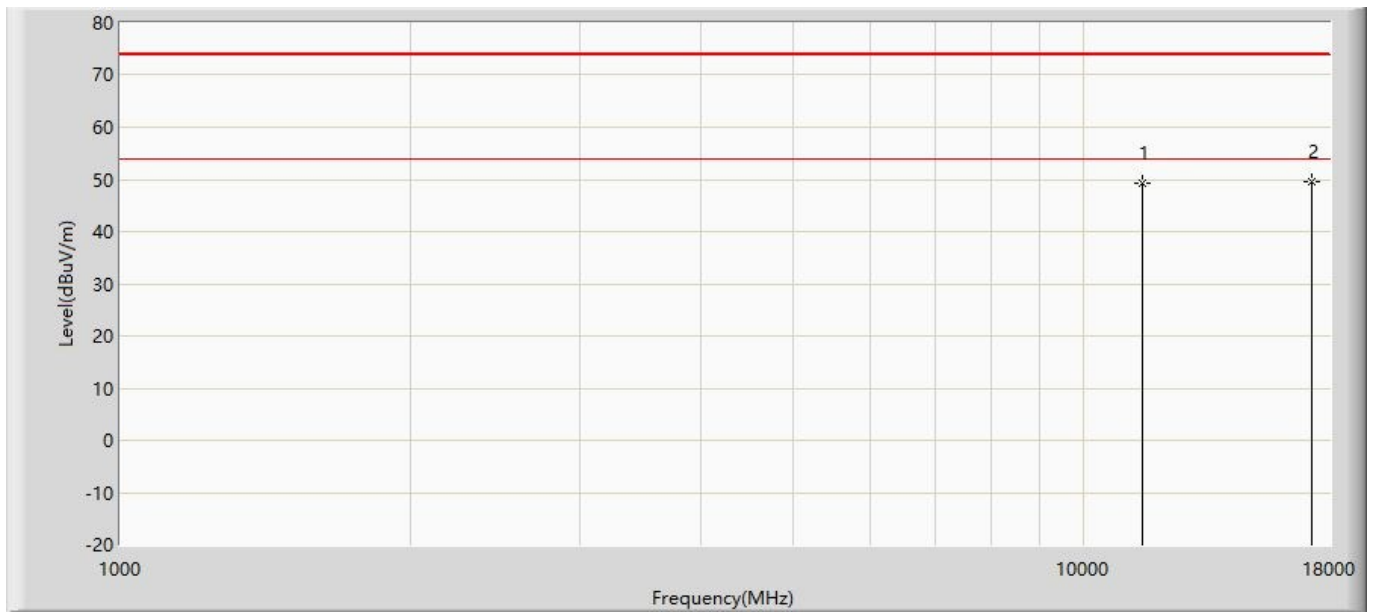


Profile: 2250816R	Page No.: 134
Engineer: Yu Liu	
Site: AC5	Time: 2022/06/21 - 22:21
Limit: FCC_Part15.209_RE(3m)	Margin: 0
Probe: HORN_3117_00167055(1-18GHZ)	Polarity: Vertical
EUT: Touch All In One Computer	Power: AC 120V/60Hz
Note: Mode 1:Transmit at 5700MHz by 11a	



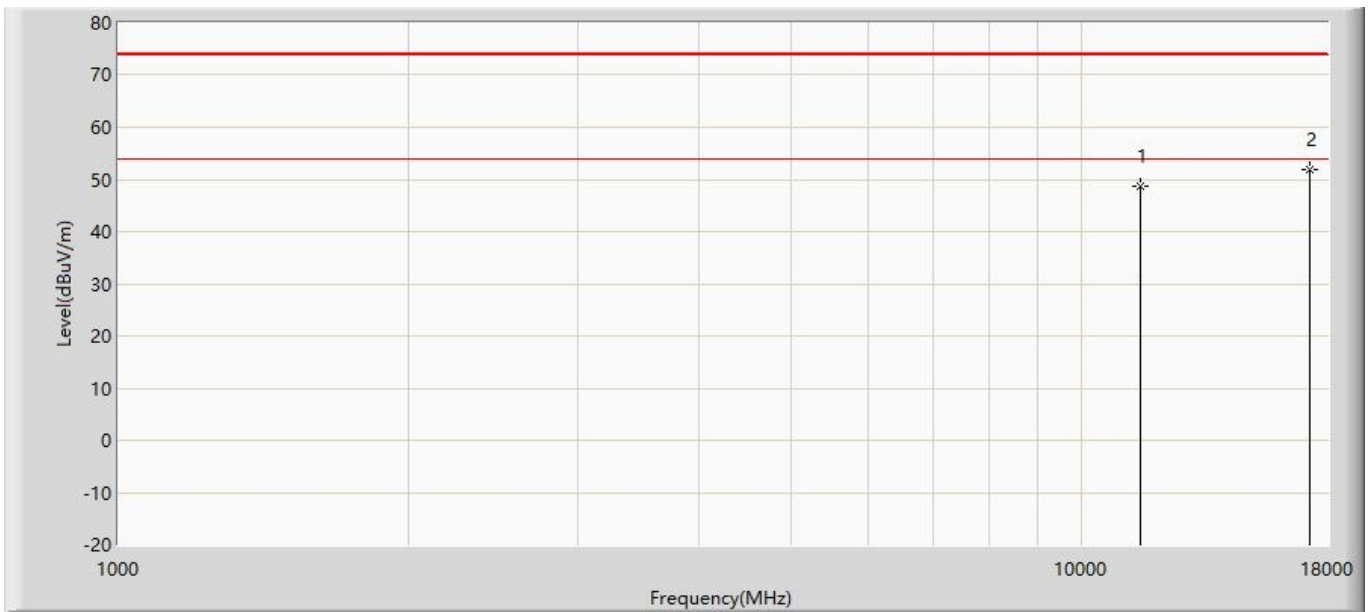
No	Mark	Frequency (MHz)	Measure Level (dBuV/m)	Reading Level (dBuV)	Over Limit (dB)	Limit (dBuV/m)	Factor (dB)	Type
1		11400.000	46.443	47.643	-27.557	74.000	-1.201	PK
2	*	17100.000	46.962	46.237	-27.038	74.000	0.726	PK

Profile: 2250816R	Page No.: 135
Engineer: Yu Liu	
Site: AC5	Time: 2022/06/21 - 22:21
Limit: FCC_Part15.209_RE(3m)	Margin: 0
Probe: HORN_3117_00167055(1-18GHZ)	Polarity: Horizontal
EUT: Touch All In One Computer	Power: AC 120V/60Hz
Note: Mode 1:Transmit at 5745MHz by 11a	



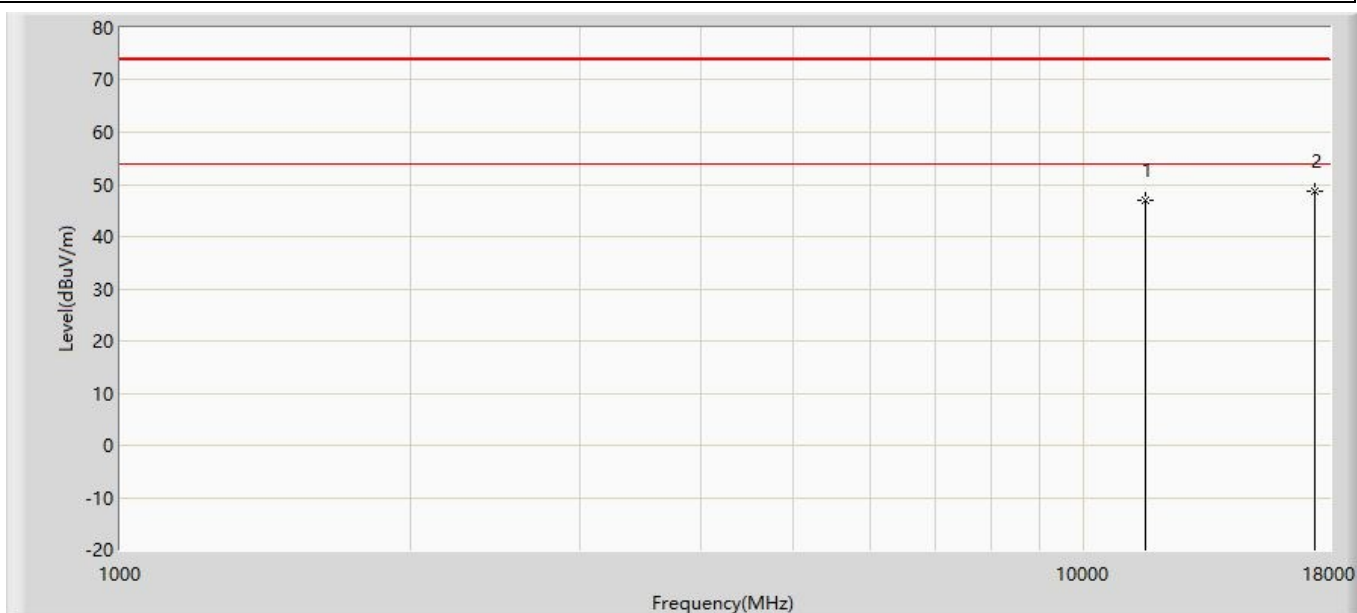
No	Mark	Frequency (MHz)	Measure Level (dBuV/m)	Reading Level (dBuV)	Over Limit (dB)	Limit (dBuV/m)	Factor (dB)	Type
1		11490.000	49.223	50.154	-24.777	74.000	-0.931	PK
2	*	17235.000	49.629	47.948	-24.371	74.000	1.681	PK

Profile: 2250816R	Page No.: 136
Engineer: Yu Liu	
Site: AC5	Time: 2022/06/21 - 22:21
Limit: FCC_Part15.209_RE(3m)	Margin: 0
Probe: HORN_3117_00167055(1-18GHZ)	Polarity: Vertical
EUT: Touch All In One Computer	Power: AC 120V/60Hz
Note: Mode 1:Transmit at 5745MHz by 11a	



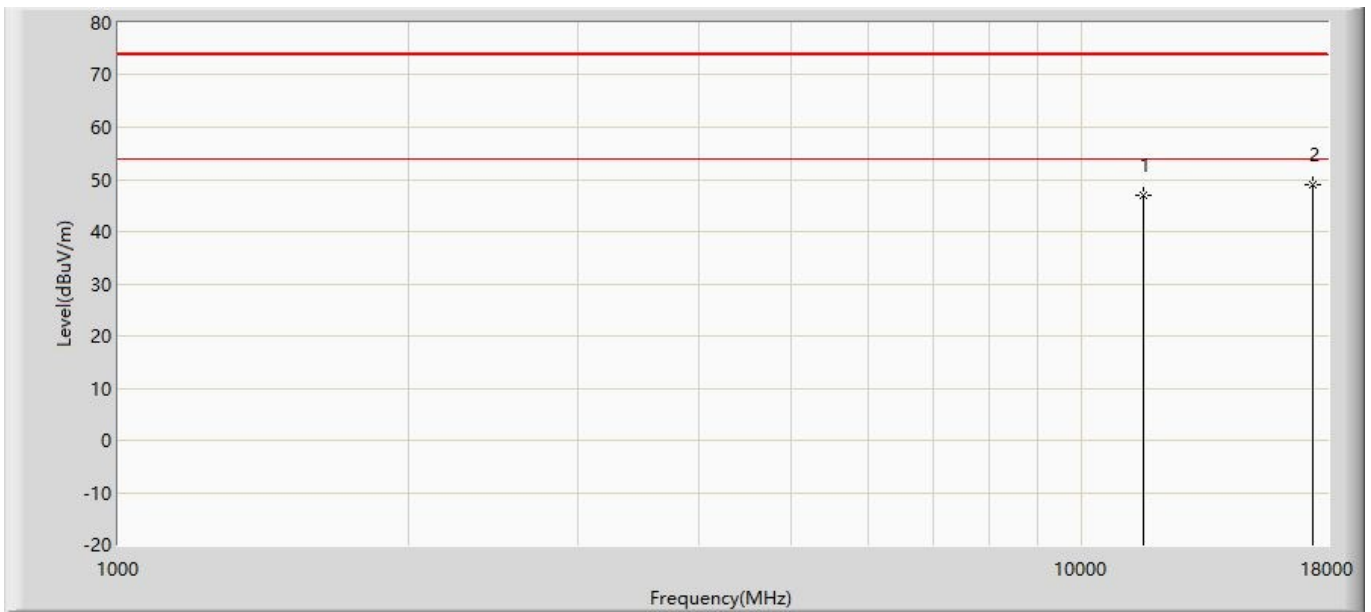
No	Mark	Frequency (MHz)	Measure Level (dBuV/m)	Reading Level (dBuV)	Over Limit (dB)	Limit (dBuV/m)	Factor (dB)	Type
1		11490.000	48.746	49.677	-25.254	74.000	-0.931	PK
2	*	17235.000	51.759	50.078	-22.241	74.000	1.681	PK

Profile: 2250816R	Page No.: 137
Engineer: Yu Liu	
Site: AC5	Time: 2022/06/21 - 22:21
Limit: FCC_Part15.209_RE(3m)	Margin: 0
Probe: HORN_3117_00167055(1-18GHZ)	Polarity: Horizontal
EUT: Touch All In One Computer	Power: AC 120V/60Hz
Note: Mode 1:Transmit at 5785MHz by 11a	



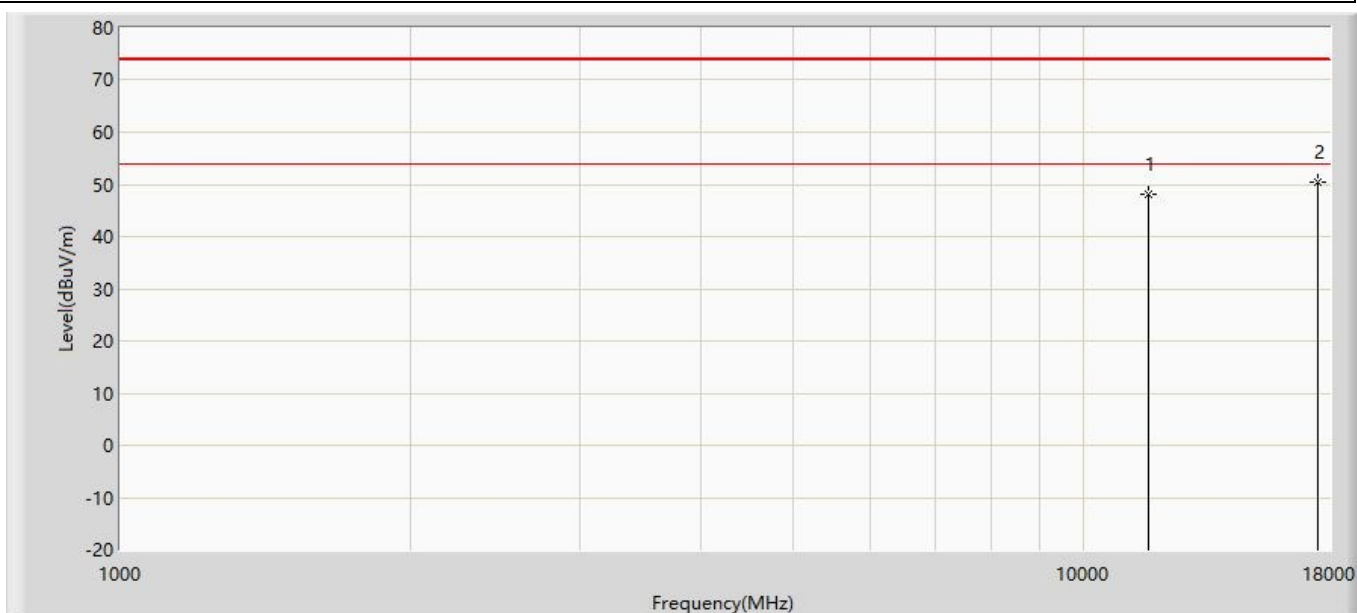
No	Mark	Frequency (MHz)	Measure Level (dBuV/m)	Reading Level (dBuV)	Over Limit (dB)	Limit (dBuV/m)	Factor (dB)	Type
1		11570.000	47.042	47.748	-26.958	74.000	-0.706	PK
2	*	17355.000	48.717	46.737	-25.283	74.000	1.980	PK

Profile: 2250816R	Page No.: 138
Engineer: Yu Liu	
Site: AC5	Time: 2022/06/21 - 22:21
Limit: FCC_Part15.209_RE(3m)	Margin: 0
Probe: HORN_3117_00167055(1-18GHZ)	Polarity: Vertical
EUT: Touch All In One Computer	Power: AC 120V/60Hz
Note: Mode 1:Transmit at 5785MHz by 11a	



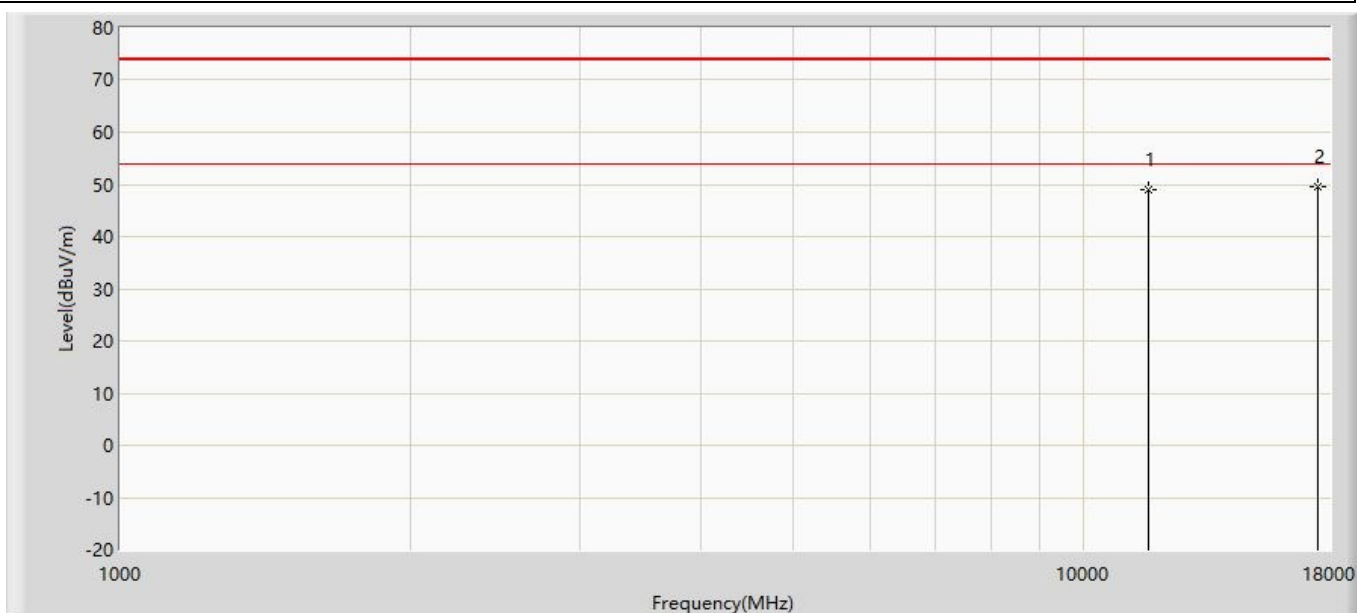
No	Mark	Frequency (MHz)	Measure Level (dBuV/m)	Reading Level (dBuV)	Over Limit (dB)	Limit (dBuV/m)	Factor (dB)	Type
1		11570.000	46.849	47.555	-27.151	74.000	-0.706	PK
2	*	17355.000	48.945	46.965	-25.055	74.000	1.980	PK

Profile: 2250816R	Page No.: 139
Engineer: Yu Liu	
Site: AC5	Time: 2022/06/21 - 22:21
Limit: FCC_Part15.209_RE(3m)	Margin: 0
Probe: HORN_3117_00167055(1-18GHZ)	Polarity: Horizontal
EUT: Touch All In One Computer	Power: AC 120V/60Hz
Note: Mode 1:Transmit at 5825MHz by 11a	



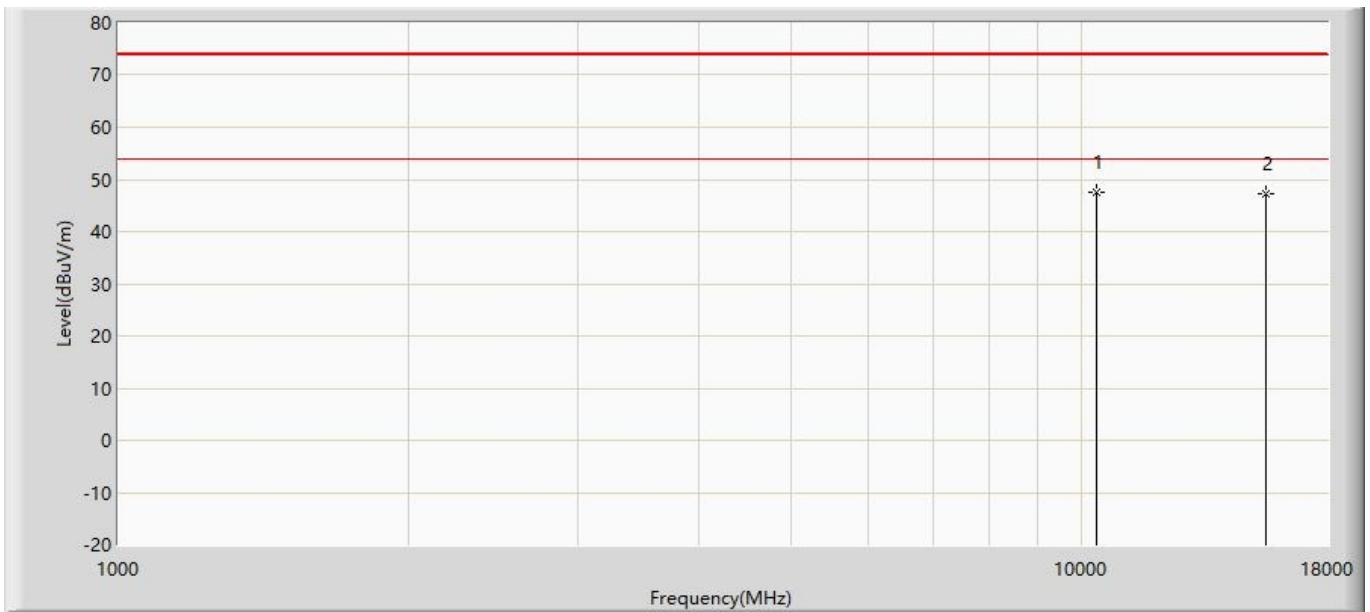
No	Mark	Frequency (MHz)	Measure Level (dBuV/m)	Reading Level (dBuV)	Over Limit (dB)	Limit (dBuV/m)	Factor (dB)	Type
1		11650.000	48.110	48.187	-25.890	74.000	-0.078	PK
2	*	17475.000	50.387	47.953	-23.613	74.000	2.434	PK

Profile: 2250816R	Page No.: 140
Engineer: Yu Liu	
Site: AC5	Time: 2022/06/21 - 22:21
Limit: FCC_Part15.209_RE(3m)	Margin: 0
Probe: HORN_3117_00167055(1-18GHZ)	Polarity: Vertical
EUT: Touch All In One Computer	Power: AC 120V/60Hz
Note: Mode 1:Transmit at 5825MHz by 11a	



No	Mark	Frequency (MHz)	Measure Level (dBuV/m)	Reading Level (dBuV)	Over Limit (dB)	Limit (dBuV/m)	Factor (dB)	Type
1		11650.000	48.857	48.934	-25.143	74.000	-0.078	PK
2	*	17475.000	49.459	47.025	-24.541	74.000	2.434	PK

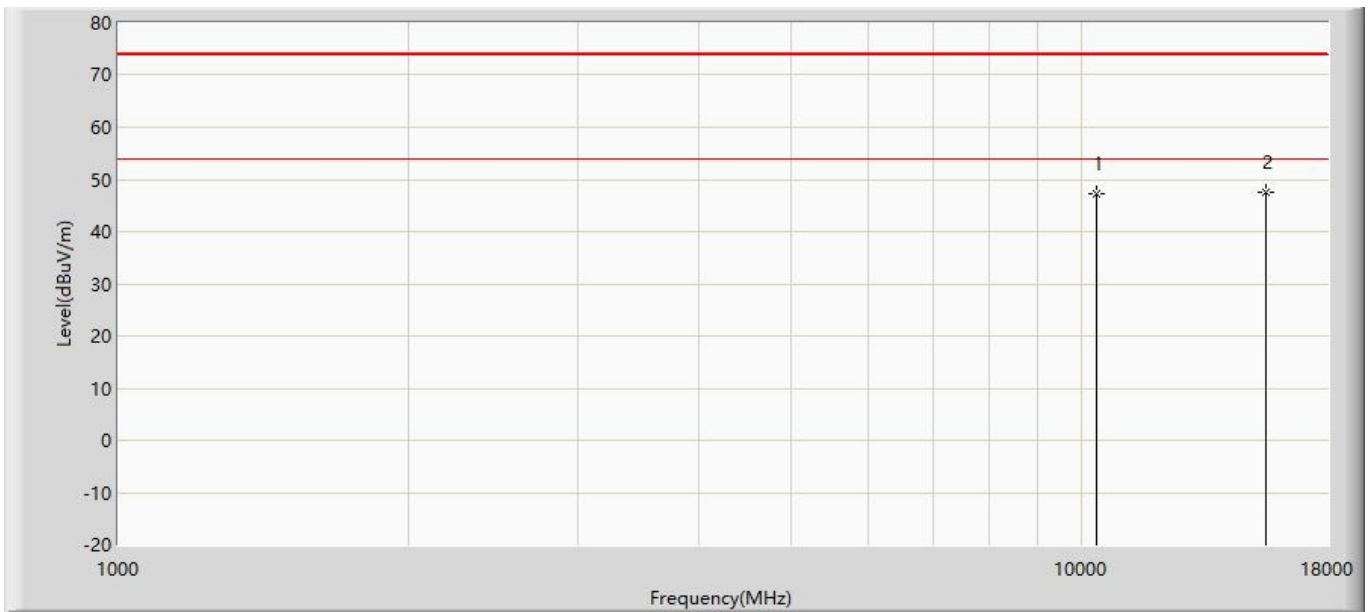
Profile: 2250816R	Page No.: 141
Engineer: Yu Liu	
Site: AC5	Time: 2022/06/21 - 22:21
Limit: FCC_Part15.209_RE(3m)	Margin: 0
Probe: HORN_3117_00167055(1-18GHZ)	Polarity: Horizontal
EUT: Touch All In One Computer	Power: AC 120V/60Hz
Note: Mode 2:Transmit at 5180MHz by 11n20	



No	Mark	Frequency (MHz)	Measure Level (dBuV/m)	Reading Level (dBuV)	Over Limit (dB)	Limit (dBuV/m)	Factor (dB)	Type
1	*	10360.000	47.477	50.463	-26.523	74.000	-2.986	PK
2		15540.000	47.328	49.179	-26.672	74.000	-1.851	PK

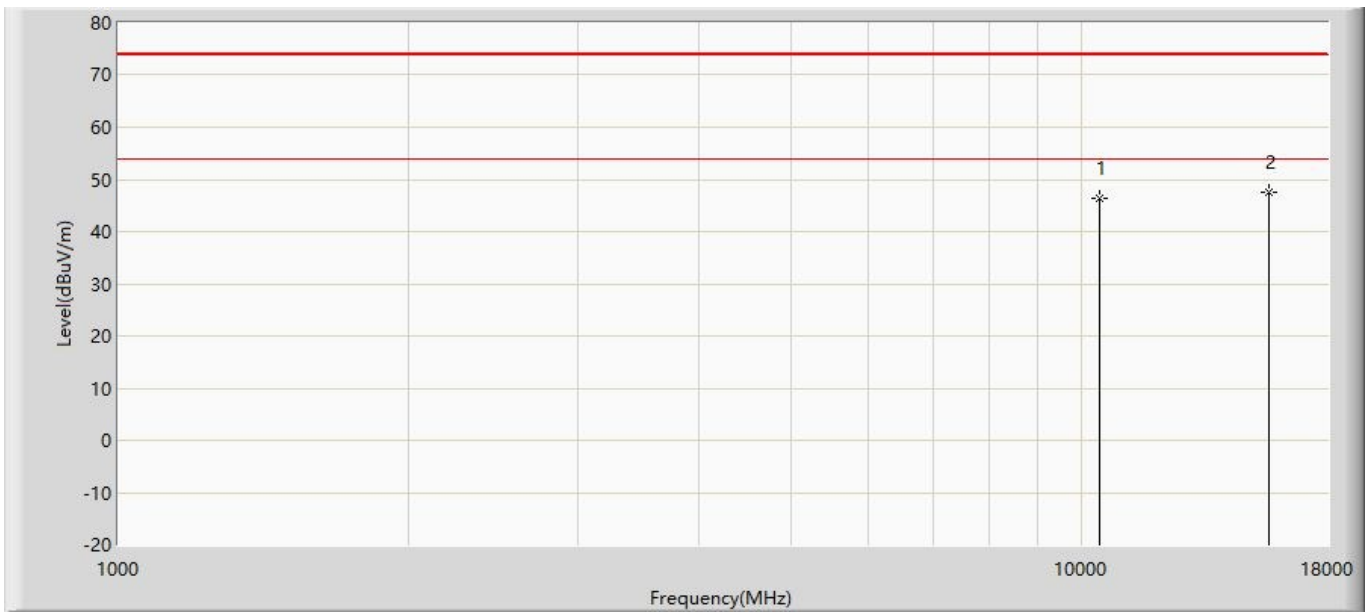


Profile: 2250816R	Page No.: 142
Engineer: Yu Liu	
Site: AC5	Time: 2022/06/21 - 22:21
Limit: FCC_Part15.209_RE(3m)	Margin: 0
Probe: HORN_3117_00167055(1-18GHZ)	Polarity: Vertical
EUT: Touch All In One Computer	Power: AC 120V/60Hz
Note: Mode 2:Transmit at 5180MHz by 11n20	



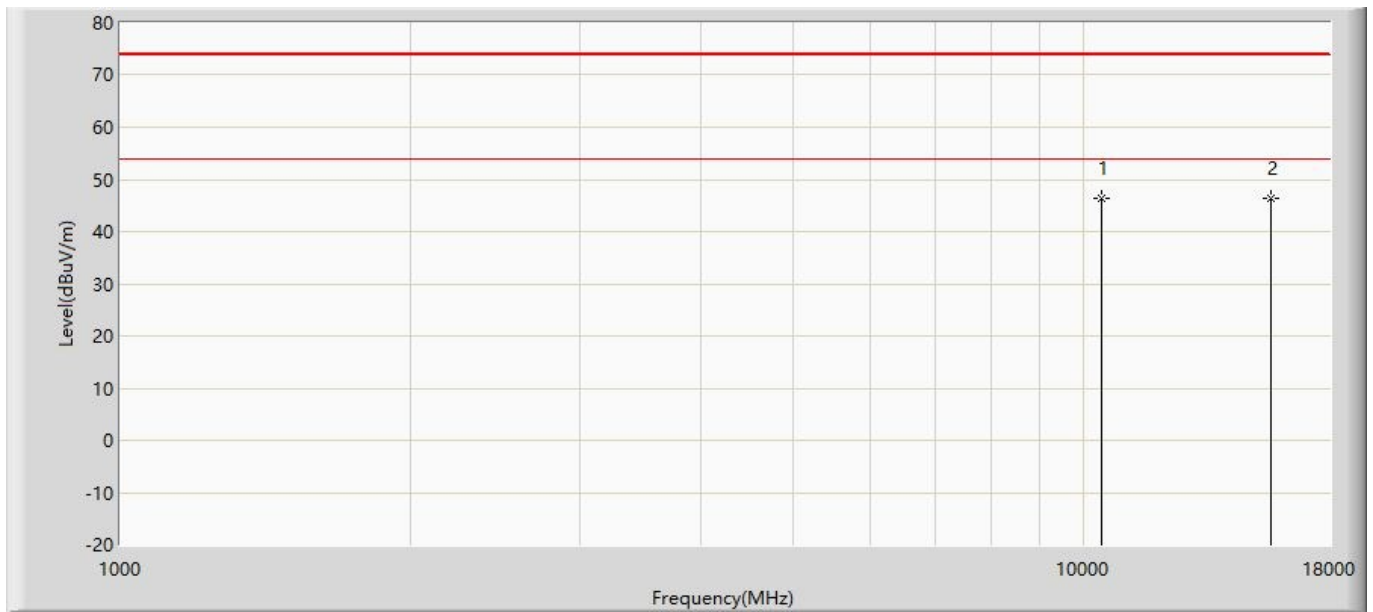
No	Mark	Frequency (MHz)	Measure Level (dBuV/m)	Reading Level (dBuV)	Over Limit (dB)	Limit (dBuV/m)	Factor (dB)	Type
1		10360.000	47.274	50.260	-26.726	74.000	-2.986	PK
2	*	15540.000	47.650	49.501	-26.350	74.000	-1.851	PK

Profile: 2250816R	Page No.: 143
Engineer: Yu Liu	
Site: AC5	Time: 2022/06/21 - 22:21
Limit: FCC_Part15.209_RE(3m)	Margin: 0
Probe: HORN_3117_00167055(1-18GHZ)	Polarity: Horizontal
EUT: Touch All In One Computer	Power: AC 120V/60Hz
Note: Mode 2:Transmit at 5220MHz by 11n20	



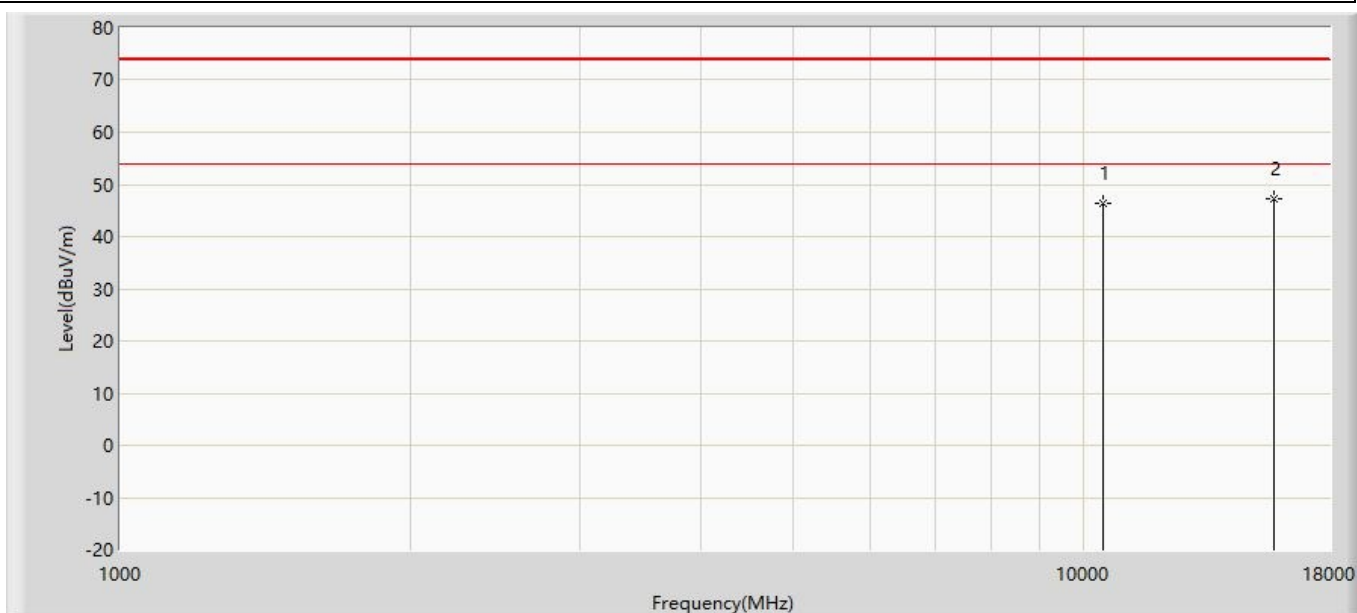
No	Mark	Frequency (MHz)	Measure Level (dBuV/m)	Reading Level (dBuV)	Over Limit (dB)	Limit (dBuV/m)	Factor (dB)	Type
1		10440.000	46.252	49.252	-27.748	74.000	-3.000	PK
2	*	15660.000	47.474	49.433	-26.526	74.000	-1.959	PK

Profile: 2250816R	Page No.: 144
Engineer: Yu Liu	
Site: AC5	Time: 2022/06/21 - 22:21
Limit: FCC_Part15.209_RE(3m)	Margin: 0
Probe: HORN_3117_00167055(1-18GHZ)	Polarity: Vertical
EUT: Touch All In One Computer	Power: AC 120V/60Hz
Note: Mode 2:Transmit at 5220MHz by 11n20	



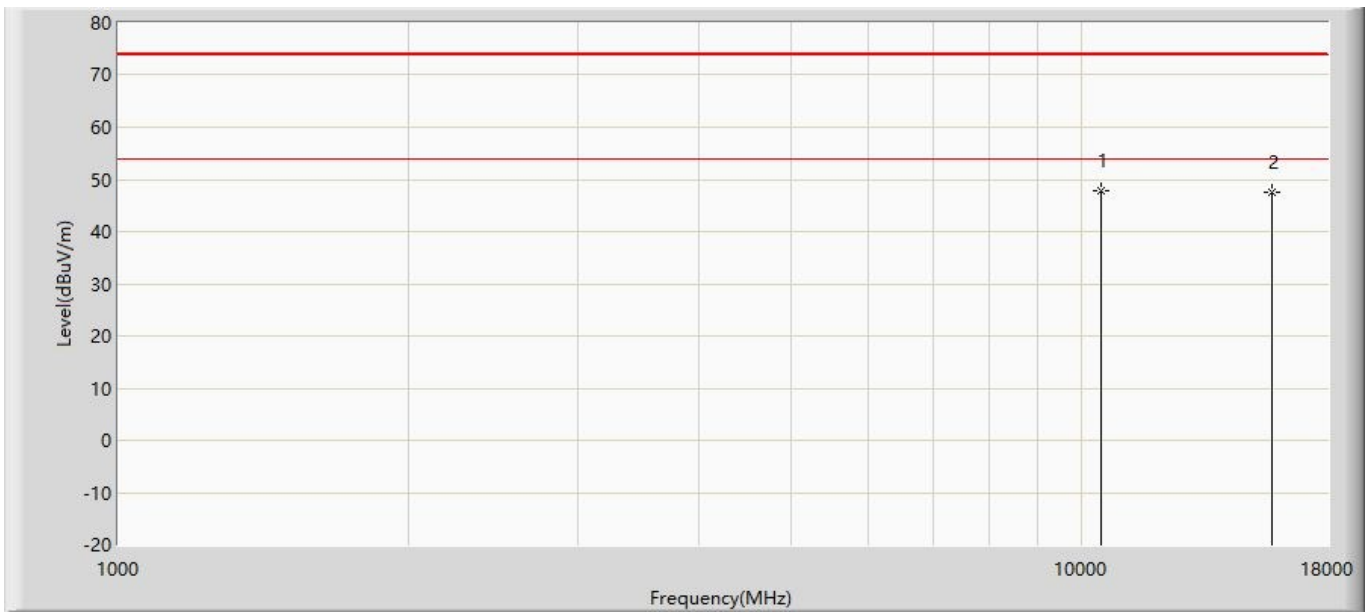
No	Mark	Frequency (MHz)	Measure Level (dBuV/m)	Reading Level (dBuV)	Over Limit (dB)	Limit (dBuV/m)	Factor (dB)	Type
1		10440.000	46.330	49.330	-27.670	74.000	-3.000	PK
2	*	15660.000	46.362	48.321	-27.638	74.000	-1.959	PK

Profile: 2250816R	Page No.: 145
Engineer: Yu Liu	
Site: AC5	Time: 2022/06/21 - 22:21
Limit: FCC_Part15.209_RE(3m)	Margin: 0
Probe: HORN_3117_00167055(1-18GHZ)	Polarity: Horizontal
EUT: Touch All In One Computer	Power: AC 120V/60Hz
Note: Mode 2:Transmit at 5240MHz by 11n20	



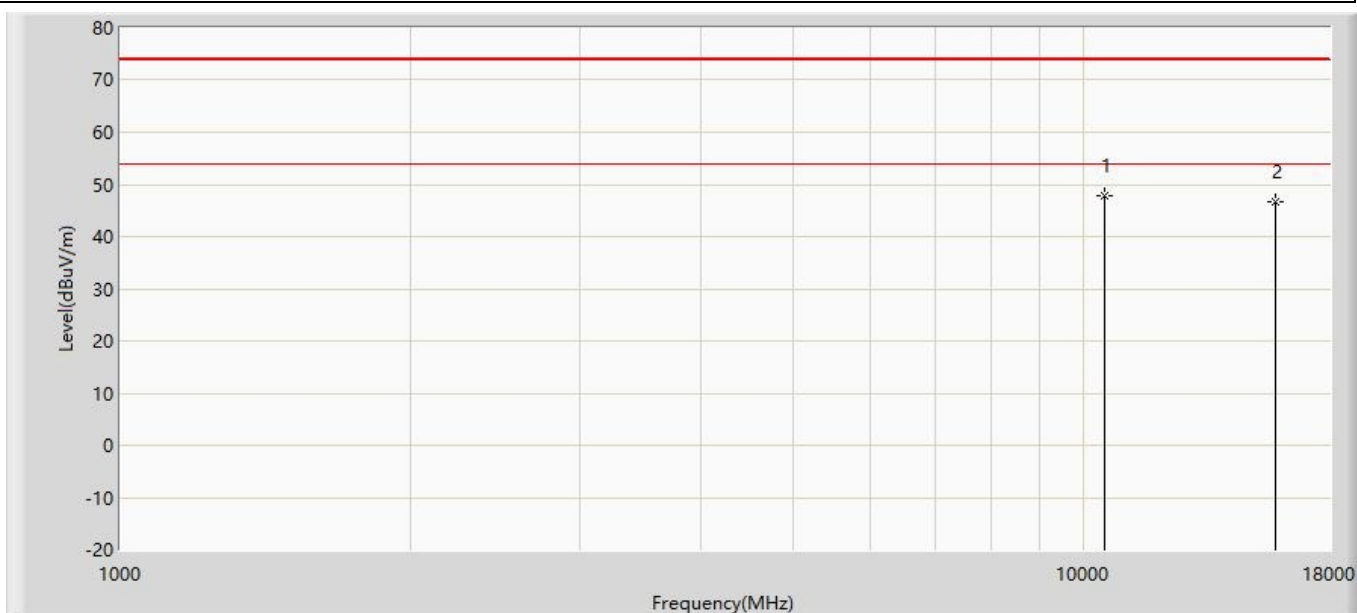
No	Mark	Frequency (MHz)	Measure Level (dBuV/m)	Reading Level (dBuV)	Over Limit (dB)	Limit (dBuV/m)	Factor (dB)	Type
1		10480.000	46.481	49.242	-27.519	74.000	-2.761	PK
2	*	15720.000	47.273	48.651	-26.727	74.000	-1.378	PK

Profile: 2250816R	Page No.: 146
Engineer: Yu Liu	
Site: AC5	Time: 2022/06/21 - 22:21
Limit: FCC_Part15.209_RE(3m)	Margin: 0
Probe: HORN_3117_00167055(1-18GHZ)	Polarity: Vertical
EUT: Touch All In One Computer	Power: AC 120V/60Hz
Note: Mode 2:Transmit at 5240MHz by 11n20	



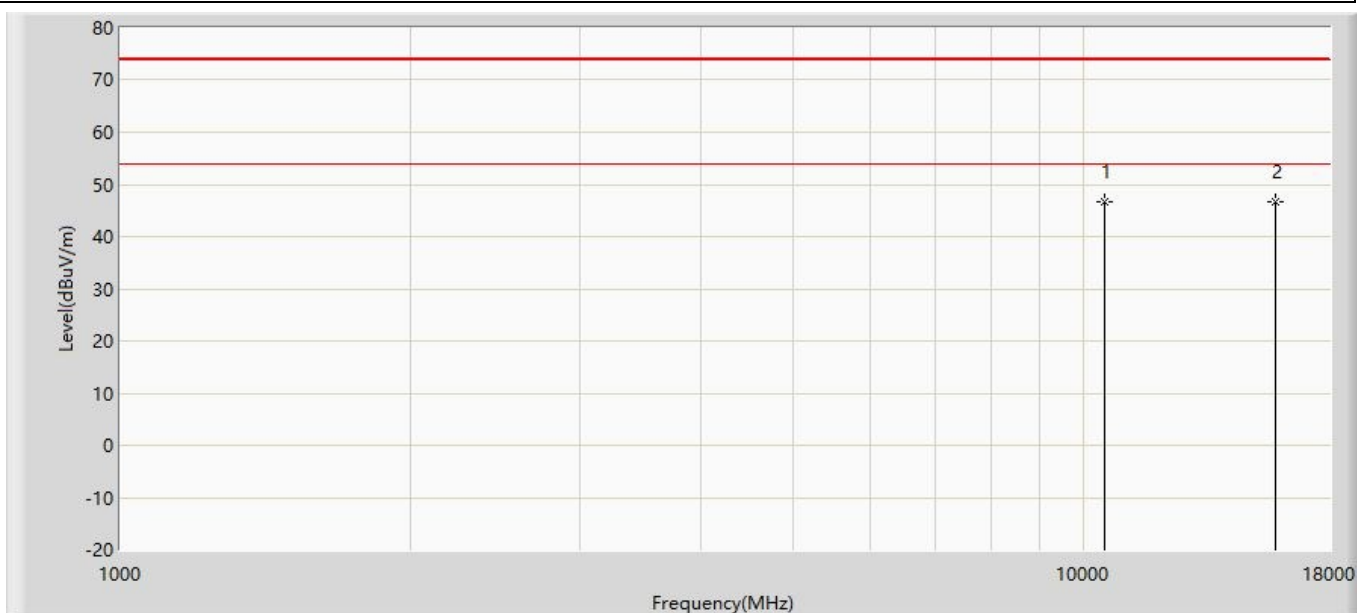
No	Mark	Frequency (MHz)	Measure Level (dBuV/m)	Reading Level (dBuV)	Over Limit (dB)	Limit (dBuV/m)	Factor (dB)	Type
1	*	10480.000	47.751	50.512	-26.249	74.000	-2.761	PK
2		15720.000	47.622	49.000	-26.378	74.000	-1.378	PK

Profile: 2250816R	Page No.: 147
Engineer: Yu Liu	
Site: AC5	Time: 2022/06/21 - 22:21
Limit: FCC_Part15.209_RE(3m)	Margin: 0
Probe: HORN_3117_00167055(1-18GHZ)	Polarity: Horizontal
EUT: Touch All In One Computer	Power: AC 120V/60Hz
Note: Mode 2:Transmit at 5260MHz by 11n20	



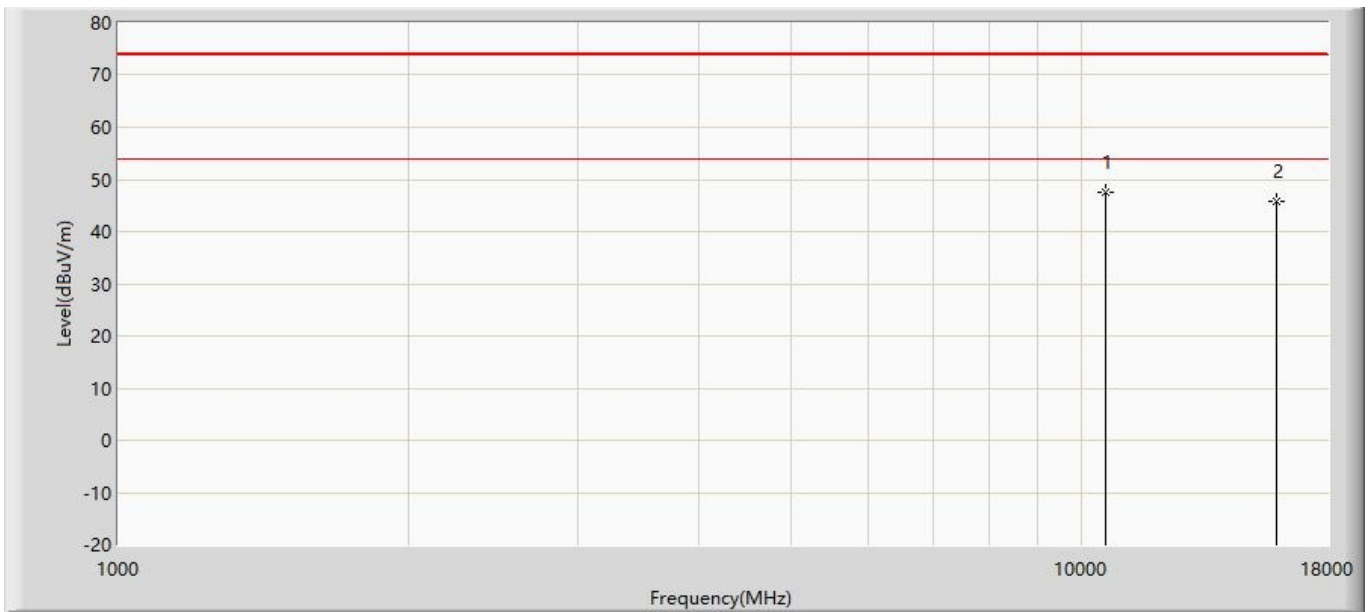
No	Mark	Frequency (MHz)	Measure Level (dBuV/m)	Reading Level (dBuV)	Over Limit (dB)	Limit (dBuV/m)	Factor (dB)	Type
1	*	10520.000	47.758	50.178	-26.242	74.000	-2.420	PK
2		15780.000	46.758	48.725	-27.242	74.000	-1.966	PK

Profile: 2250816R	Page No.: 148
Engineer: Yu Liu	
Site: AC5	Time: 2022/06/21 - 22:22
Limit: FCC_Part15.209_RE(3m)	Margin: 0
Probe: HORN_3117_00167055(1-18GHZ)	Polarity: Vertical
EUT: Touch All In One Computer	Power: AC 120V/60Hz
Note: Mode 2:Transmit at 5260MHz by 11n20	



No	Mark	Frequency (MHz)	Measure Level (dBuV/m)	Reading Level (dBuV)	Over Limit (dB)	Limit (dBuV/m)	Factor (dB)	Type
1	*	10520.000	46.685	49.105	-27.315	74.000	-2.420	PK
2		15780.000	46.556	48.523	-27.444	74.000	-1.966	PK

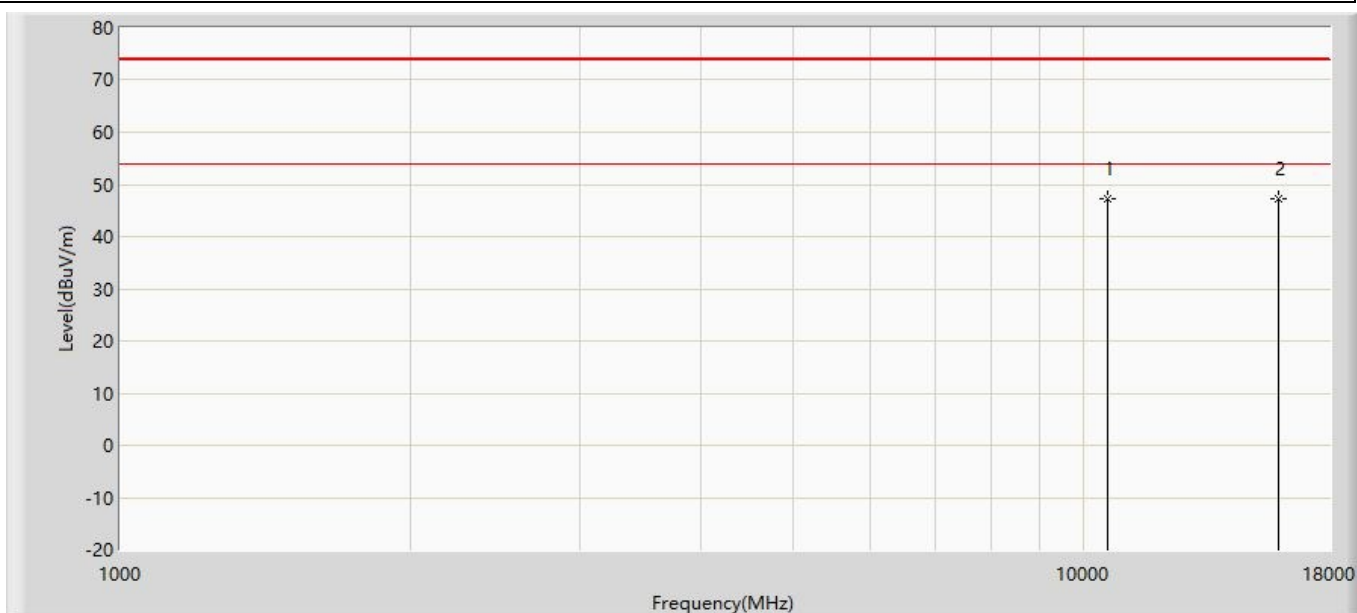
Profile: 2250816R	Page No.: 149
Engineer: Yu Liu	
Site: AC5	Time: 2022/06/21 - 22:22
Limit: FCC_Part15.209_RE(3m)	Margin: 0
Probe: HORN_3117_00167055(1-18GHZ)	Polarity: Horizontal
EUT: Touch All In One Computer	Power: AC 120V/60Hz
Note: Mode 2:Transmit at 5300MHz by 11n20	



No	Mark	Frequency (MHz)	Measure Level (dBuV/m)	Reading Level (dBuV)	Over Limit (dB)	Limit (dBuV/m)	Factor (dB)	Type
1	*	10600.000	47.487	49.695	-26.513	74.000	-2.208	PK
2		15900.000	45.769	47.926	-28.231	74.000	-2.157	PK

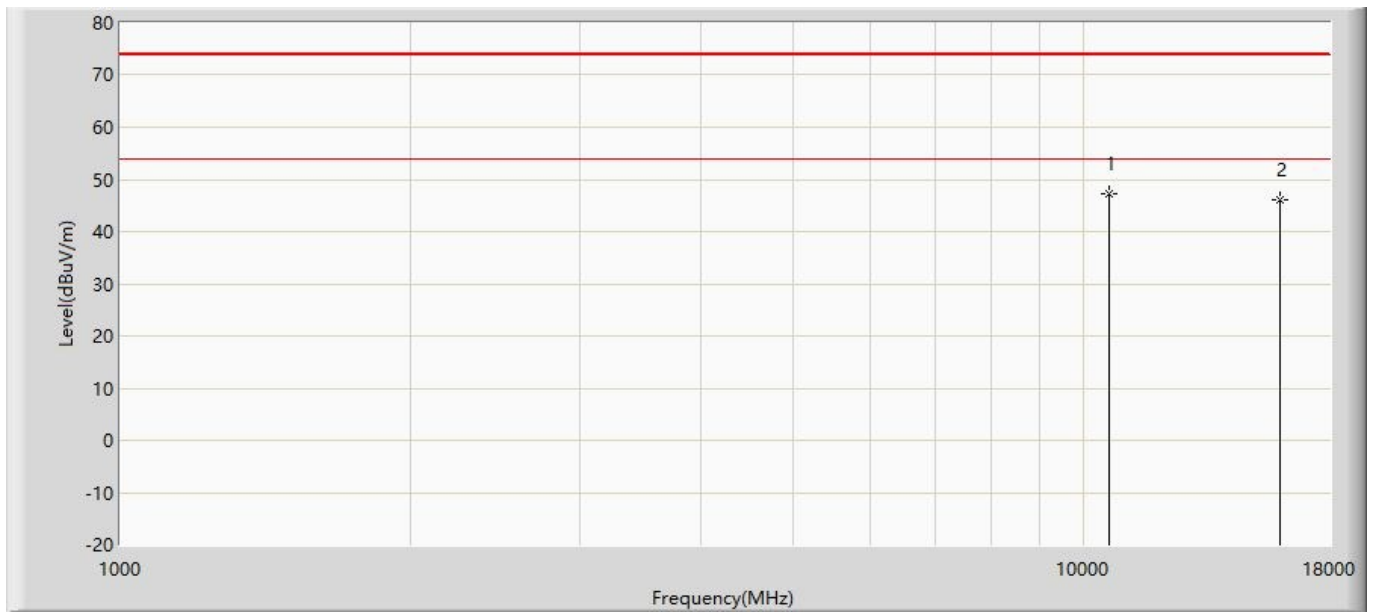


Profile: 2250816R	Page No.: 150
Engineer: Yu Liu	
Site: AC5	Time: 2022/06/21 - 22:22
Limit: FCC_Part15.209_RE(3m)	Margin: 0
Probe: HORN_3117_00167055(1-18GHZ)	Polarity: Vertical
EUT: Touch All In One Computer	Power: AC 120V/60Hz
Note: Mode 2:Transmit at 5300MHz by 11n20	



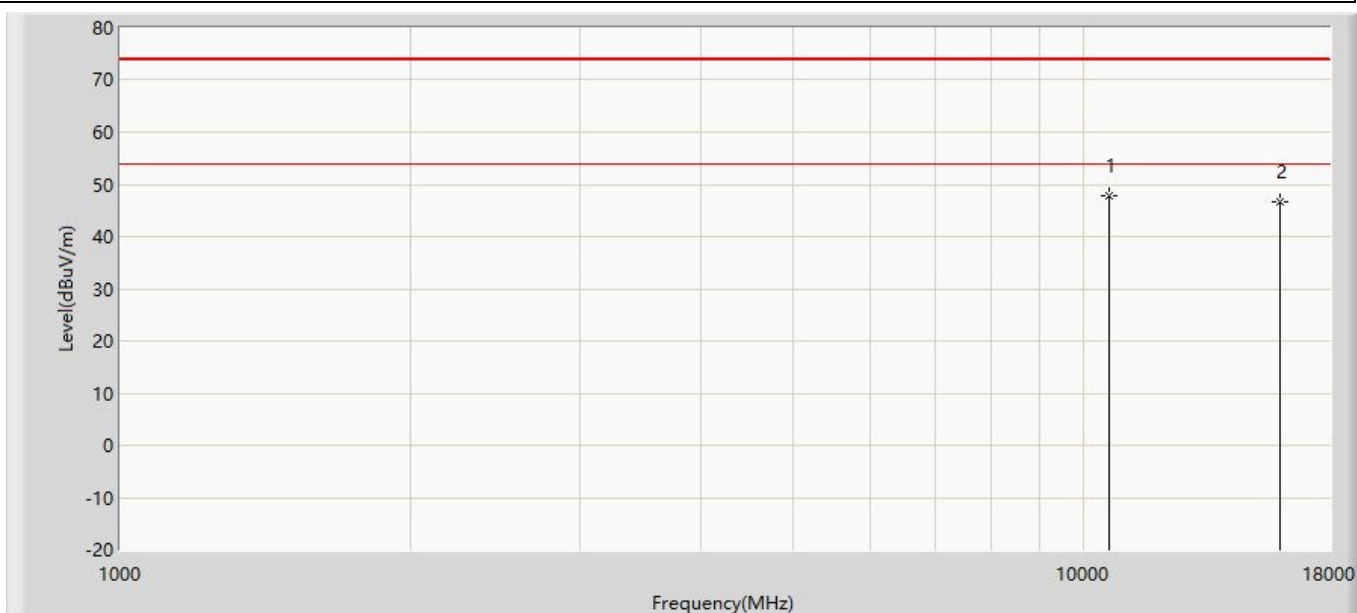
No	Mark	Frequency (MHz)	Measure Level (dBuV/m)	Reading Level (dBuV)	Over Limit (dB)	Limit (dBuV/m)	Factor (dB)	Type
1		10600.000	47.200	49.408	-26.800	74.000	-2.208	PK
2	*	15900.000	47.323	49.480	-26.677	74.000	-2.157	PK

Profile: 2250816R	Page No.: 151
Engineer: Yu Liu	
Site: AC5	Time: 2022/06/21 - 22:22
Limit: FCC_Part15.209_RE(3m)	Margin: 0
Probe: HORN_3117_00167055(1-18GHZ)	Polarity: Horizontal
EUT: Touch All In One Computer	Power: AC 120V/60Hz
Note: Mode 2:Transmit at 5320MHz by 11n20	



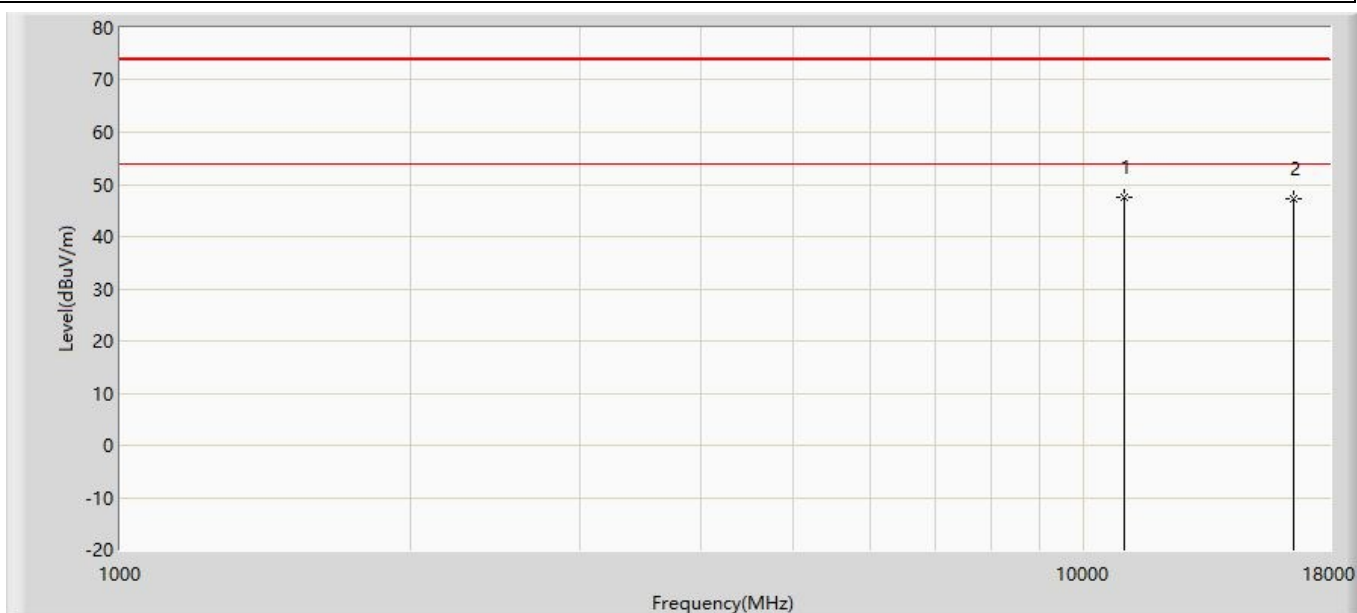
No	Mark	Frequency (MHz)	Measure Level (dBuV/m)	Reading Level (dBuV)	Over Limit (dB)	Limit (dBuV/m)	Factor (dB)	Type
1	*	10640.000	47.180	49.437	-26.820	74.000	-2.258	PK
2		15960.000	46.206	48.092	-27.794	74.000	-1.886	PK

Profile: 2250816R	Page No.: 152
Engineer: Yu Liu	
Site: AC5	Time: 2022/06/21 - 22:22
Limit: FCC_Part15.209_RE(3m)	Margin: 0
Probe: HORN_3117_00167055(1-18GHZ)	Polarity: Vertical
EUT: Touch All In One Computer	Power: AC 120V/60Hz
Note: Mode 2:Transmit at 5320MHz by 11n20	



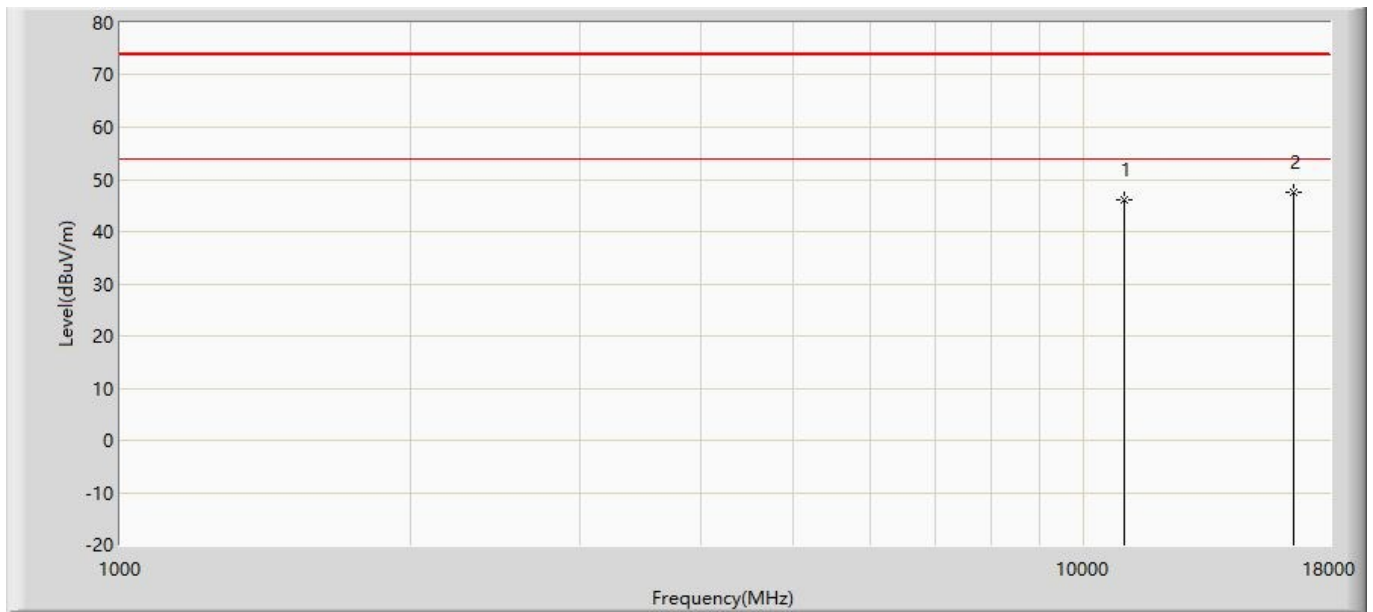
No	Mark	Frequency (MHz)	Measure Level (dBuV/m)	Reading Level (dBuV)	Over Limit (dB)	Limit (dBuV/m)	Factor (dB)	Type
1	*	10640.000	47.915	50.172	-26.085	74.000	-2.258	PK
2		15960.000	46.772	48.658	-27.228	74.000	-1.886	PK

Profile: 2250816R	Page No.: 153
Engineer: Yu Liu	
Site: AC5	Time: 2022/06/21 - 22:22
Limit: FCC_Part15.209_RE(3m)	Margin: 0
Probe: HORN_3117_00167055(1-18GHZ)	Polarity: Horizontal
EUT: Touch All In One Computer	Power: AC 120V/60Hz
Note: Mode 2:Transmit at 5500MHz by 11n20	



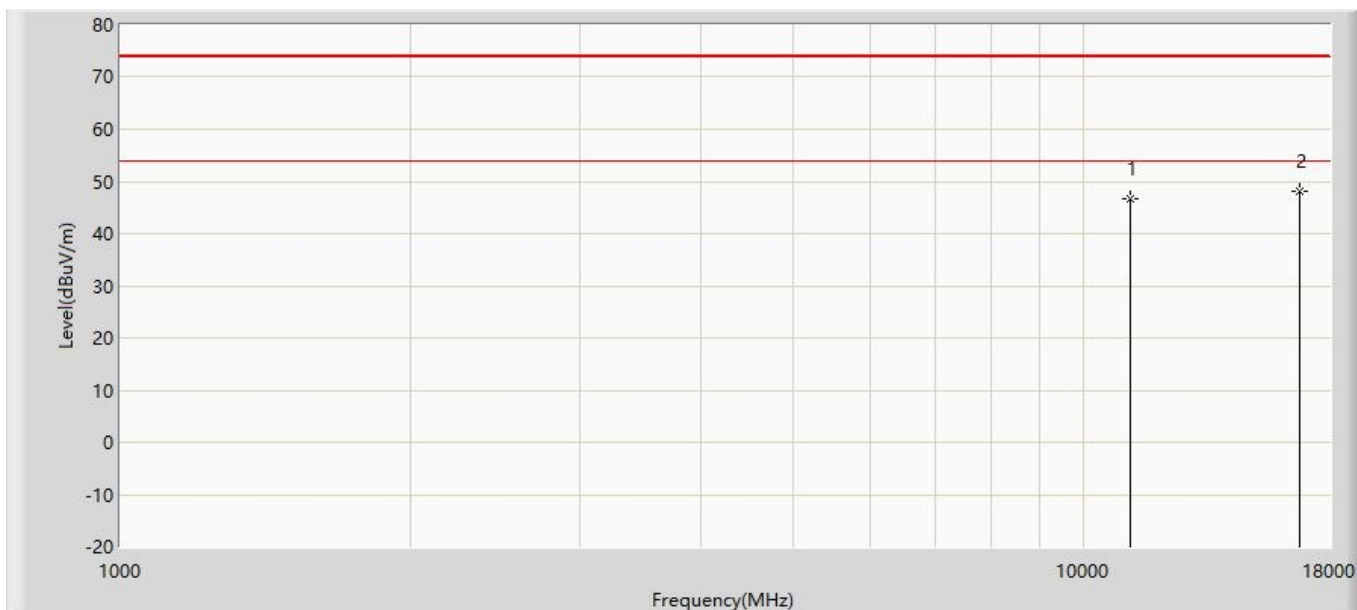
No	Mark	Frequency (MHz)	Measure Level (dBuV/m)	Reading Level (dBuV)	Over Limit (dB)	Limit (dBuV/m)	Factor (dB)	Type
1	*	11000.000	47.539	49.446	-26.461	74.000	-1.907	PK
2		16500.000	47.343	47.456	-26.657	74.000	-0.114	PK

Profile: 2250816R	Page No.: 154
Engineer: Yu Liu	
Site: AC5	Time: 2022/06/21 - 22:22
Limit: FCC_Part15.209_RE(3m)	Margin: 0
Probe: HORN_3117_00167055(1-18GHZ)	Polarity: Vertical
EUT: Touch All In One Computer	Power: AC 120V/60Hz
Note: Mode 2:Transmit at 5500MHz by 11n20	



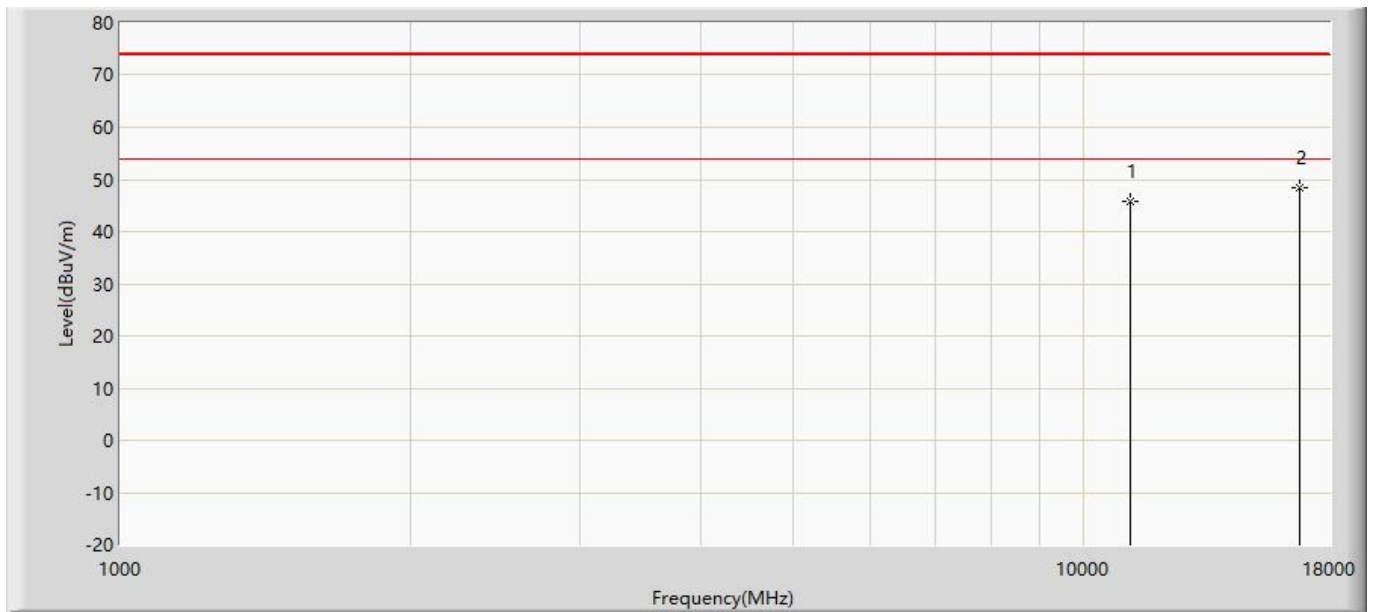
No	Mark	Frequency (MHz)	Measure Level (dBuV/m)	Reading Level (dBuV)	Over Limit (dB)	Limit (dBuV/m)	Factor (dB)	Type
1		11000.000	45.962	47.869	-28.038	74.000	-1.907	PK
2	*	16500.000	47.534	47.647	-26.466	74.000	-0.114	PK

Profile: 2250816R	Page No.: 155
Engineer: Yu Liu	
Site: AC5	Time: 2022/06/21 - 22:22
Limit: FCC_Part15.209_RE(3m)	Margin: 0
Probe: HORN_3117_00167055(1-18GHZ)	Polarity: Horizontal
EUT: Touch All In One Computer	Power: AC 120V/60Hz
Note: Mode 2:Transmit at 5580MHz by 11n20	



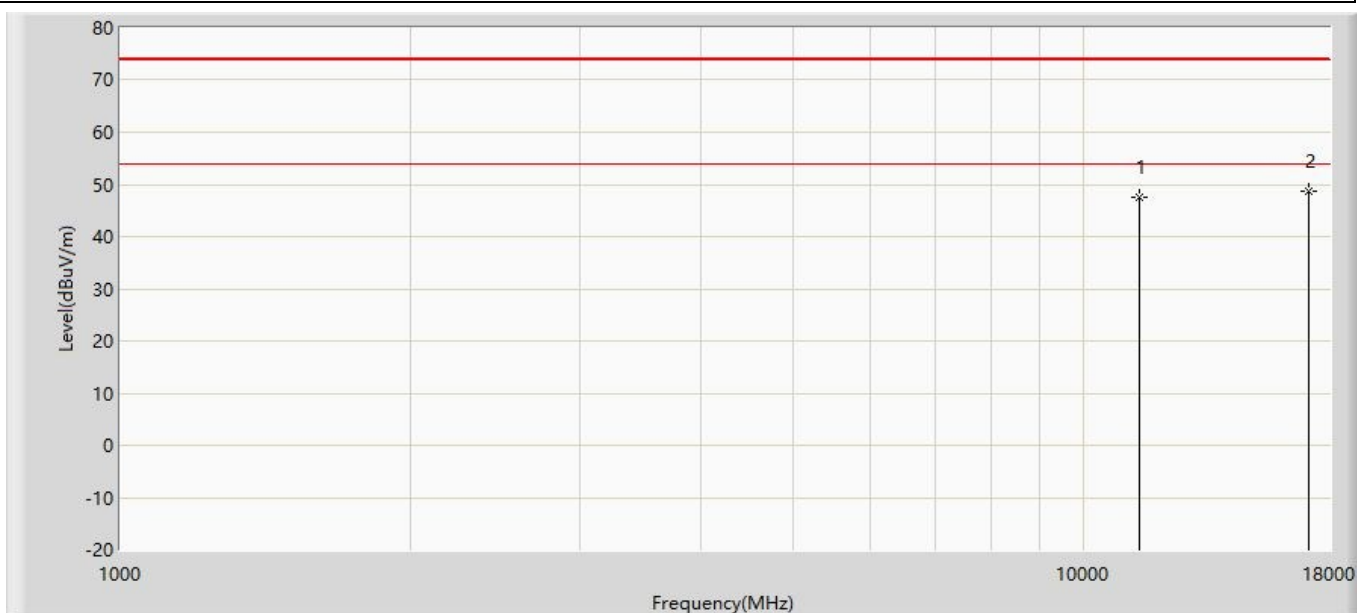
No	Mark	Frequency (MHz)	Measure Level (dBuV/m)	Reading Level (dBuV)	Over Limit (dB)	Limit (dBuV/m)	Factor (dB)	Type
1		11160.000	46.702	48.848	-27.298	74.000	-2.146	PK
2	*	16740.000	47.983	48.096	-26.017	74.000	-0.112	PK

Profile: 2250816R	Page No.: 156
Engineer: Yu Liu	
Site: AC5	Time: 2022/06/21 - 22:22
Limit: FCC_Part15.209_RE(3m)	Margin: 0
Probe: HORN_3117_00167055(1-18GHZ)	Polarity: Vertical
EUT: Touch All In One Computer	Power: AC 120V/60Hz
Note: Mode 2:Transmit at 5580MHz by 11n20	



No	Mark	Frequency (MHz)	Measure Level (dBuV/m)	Reading Level (dBuV)	Over Limit (dB)	Limit (dBuV/m)	Factor (dB)	Type
1		11160.000	45.859	48.005	-28.141	74.000	-2.146	PK
2	*	16740.000	48.490	48.603	-25.510	74.000	-0.112	PK

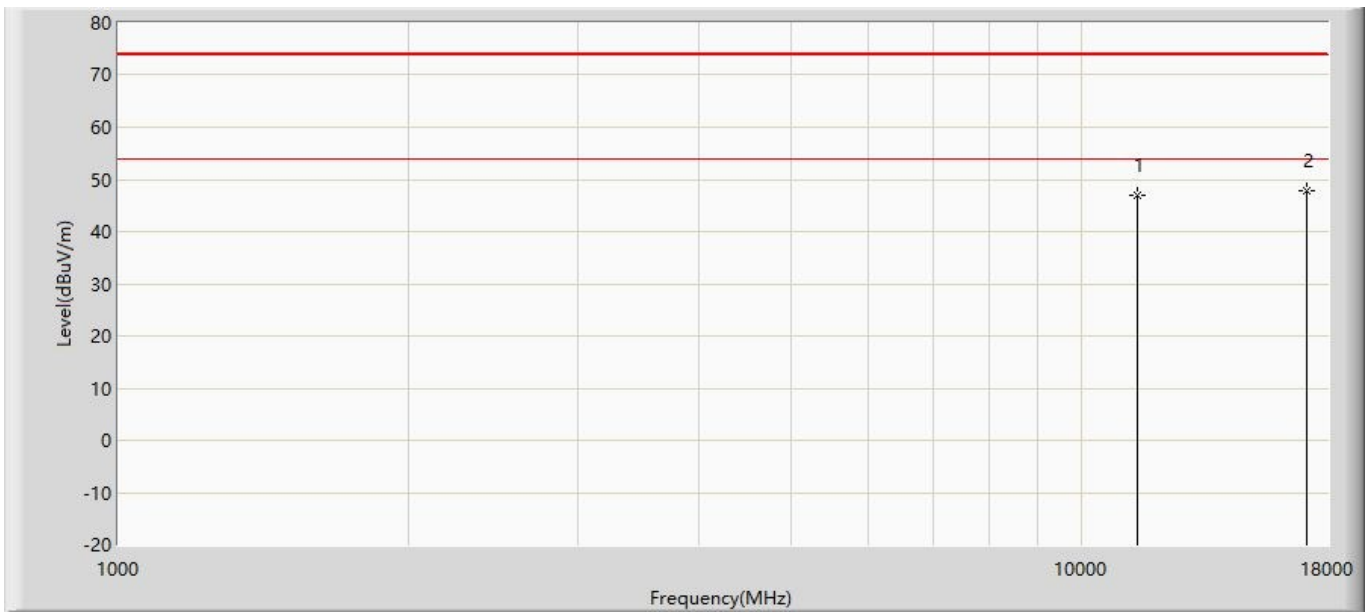
Profile: 2250816R	Page No.: 157
Engineer: Yu Liu	
Site: AC5	Time: 2022/06/21 - 22:22
Limit: FCC_Part15.209_RE(3m)	Margin: 0
Probe: HORN_3117_00167055(1-18GHZ)	Polarity: Horizontal
EUT: Touch All In One Computer	Power: AC 120V/60Hz
Note: Mode 2:Transmit at 5700MHz by 11n20	



No	Mark	Frequency (MHz)	Measure Level (dBuV/m)	Reading Level (dBuV)	Over Limit (dB)	Limit (dBuV/m)	Factor (dB)	Type
1		11400.000	47.548	48.748	-26.452	74.000	-1.201	PK
2	*	17100.000	48.556	47.831	-25.444	74.000	0.726	PK

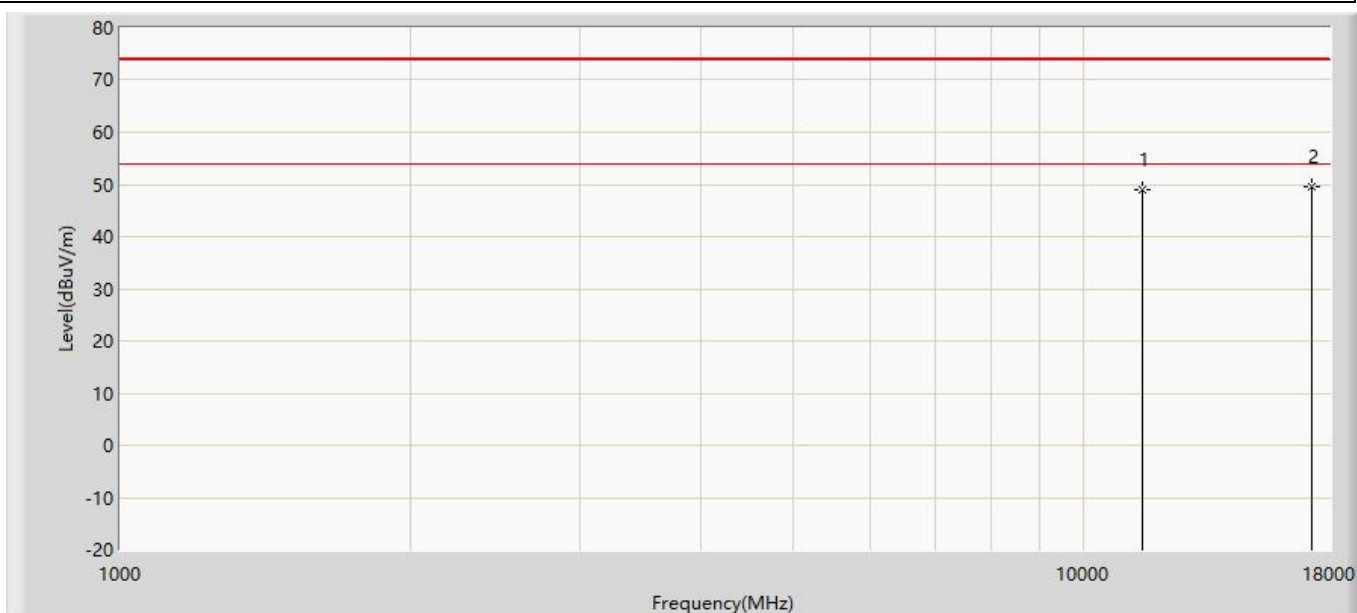


Profile: 2250816R	Page No.: 158
Engineer: Yu Liu	
Site: AC5	Time: 2022/06/21 - 22:22
Limit: FCC_Part15.209_RE(3m)	Margin: 0
Probe: HORN_3117_00167055(1-18GHZ)	Polarity: Vertical
EUT: Touch All In One Computer	Power: AC 120V/60Hz
Note: Mode 2:Transmit at 5700MHz by 11n20	



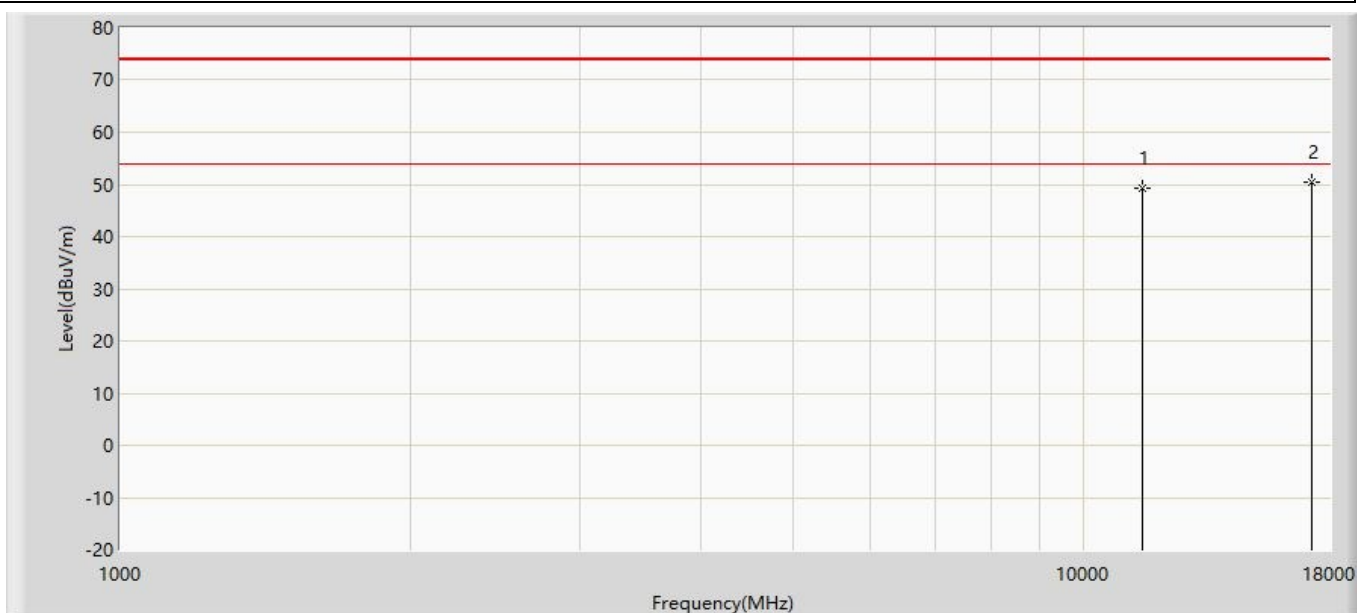
No	Mark	Frequency (MHz)	Measure Level (dBuV/m)	Reading Level (dBuV)	Over Limit (dB)	Limit (dBuV/m)	Factor (dB)	Type
1		11400.000	47.059	48.259	-26.941	74.000	-1.201	PK
2	*	17100.000	47.852	47.127	-26.148	74.000	0.726	PK

Profile: 2250816R	Page No.: 159
Engineer: Yu Liu	
Site: AC5	Time: 2022/06/21 - 22:22
Limit: FCC_Part15.209_RE(3m)	Margin: 0
Probe: HORN_3117_00167055(1-18GHZ)	Polarity: Horizontal
EUT: Touch All In One Computer	Power: AC 120V/60Hz
Note: Mode 2:Transmit at 5745MHz by 11n20	



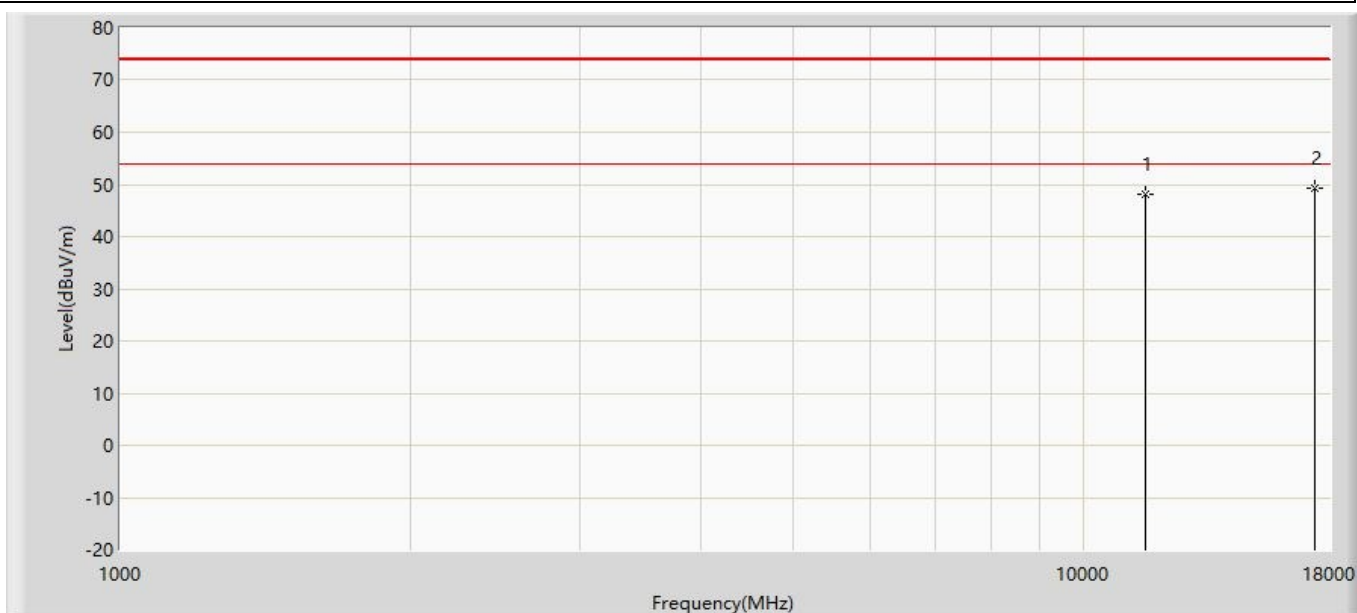
No	Mark	Frequency (MHz)	Measure Level (dBuV/m)	Reading Level (dBuV)	Over Limit (dB)	Limit (dBuV/m)	Factor (dB)	Type
1		11490.000	48.951	49.882	-25.049	74.000	-0.931	PK
2	*	17235.000	49.582	47.901	-24.418	74.000	1.681	PK

Profile: 2250816R	Page No.: 160
Engineer: Yu Liu	
Site: AC5	Time: 2022/06/21 - 22:22
Limit: FCC_Part15.209_RE(3m)	Margin: 0
Probe: HORN_3117_00167055(1-18GHZ)	Polarity: Vertical
EUT: Touch All In One Computer	Power: AC 120V/60Hz
Note: Mode 2:Transmit at 5745MHz by 11n20	



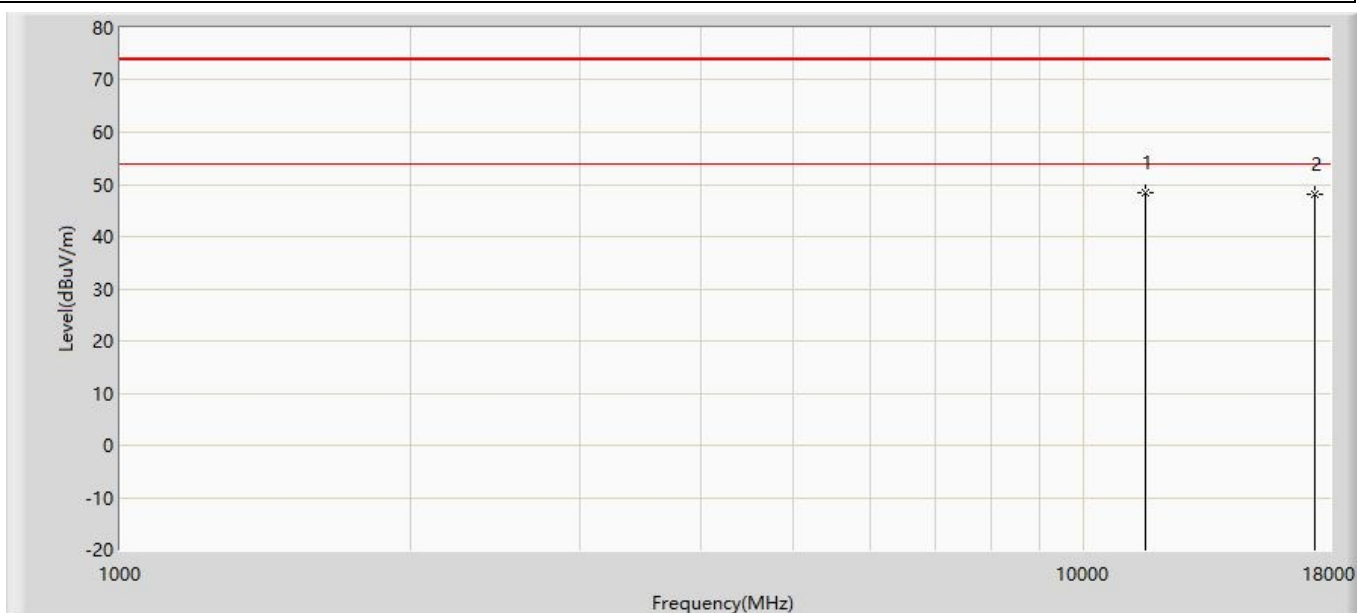
No	Mark	Frequency (MHz)	Measure Level (dBuV/m)	Reading Level (dBuV)	Over Limit (dB)	Limit (dBuV/m)	Factor (dB)	Type
1		11490.000	49.271	50.202	-24.729	74.000	-0.931	PK
2	*	17235.000	50.356	48.675	-23.644	74.000	1.681	PK

Profile: 2250816R	Page No.: 161
Engineer: Yu Liu	
Site: AC5	Time: 2022/06/21 - 22:22
Limit: FCC_Part15.209_RE(3m)	Margin: 0
Probe: HORN_3117_00167055(1-18GHZ)	Polarity: Horizontal
EUT: Touch All In One Computer	Power: AC 120V/60Hz
Note: Mode 2:Transmit at 5785MHz by 11n20	



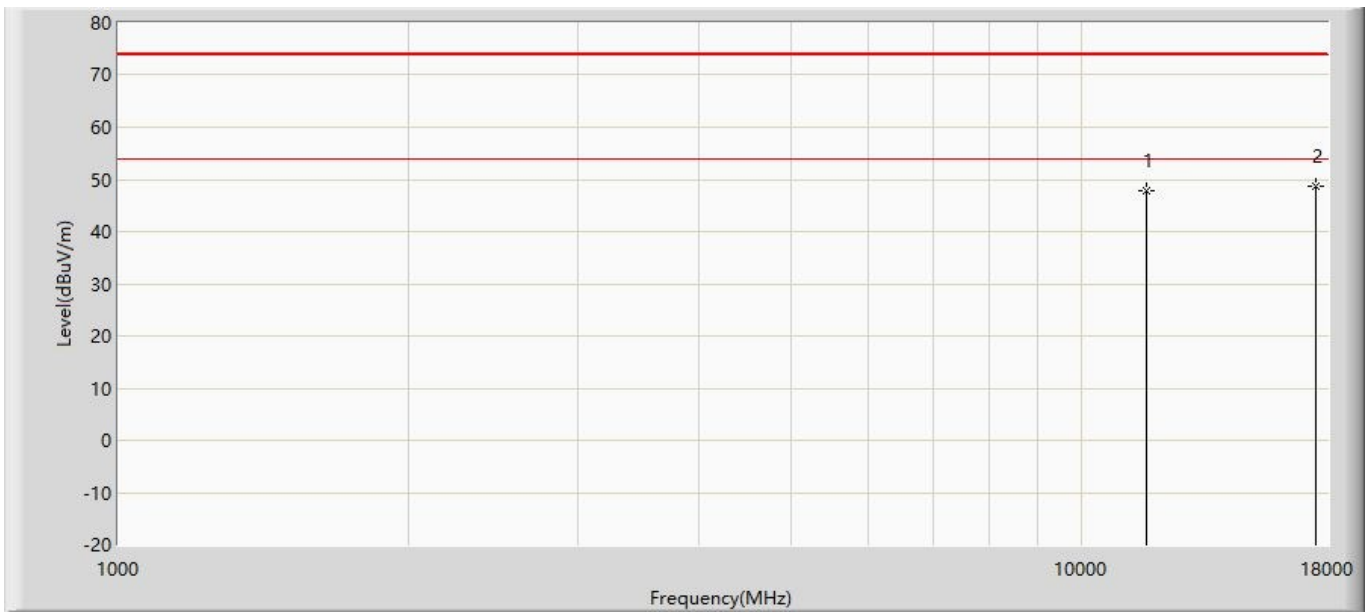
No	Mark	Frequency (MHz)	Measure Level (dBuV/m)	Reading Level (dBuV)	Over Limit (dB)	Limit (dBuV/m)	Factor (dB)	Type
1		11570.000	48.237	48.943	-25.763	74.000	-0.706	PK
2	*	17355.000	49.305	47.325	-24.695	74.000	1.980	PK

Profile: 2250816R	Page No.: 162
Engineer: Yu Liu	
Site: AC5	Time: 2022/06/21 - 22:23
Limit: FCC_Part15.209_RE(3m)	Margin: 0
Probe: HORN_3117_00167055(1-18GHZ)	Polarity: Vertical
EUT: Touch All In One Computer	Power: AC 120V/60Hz
Note: Mode 2:Transmit at 5785MHz by 11n20	



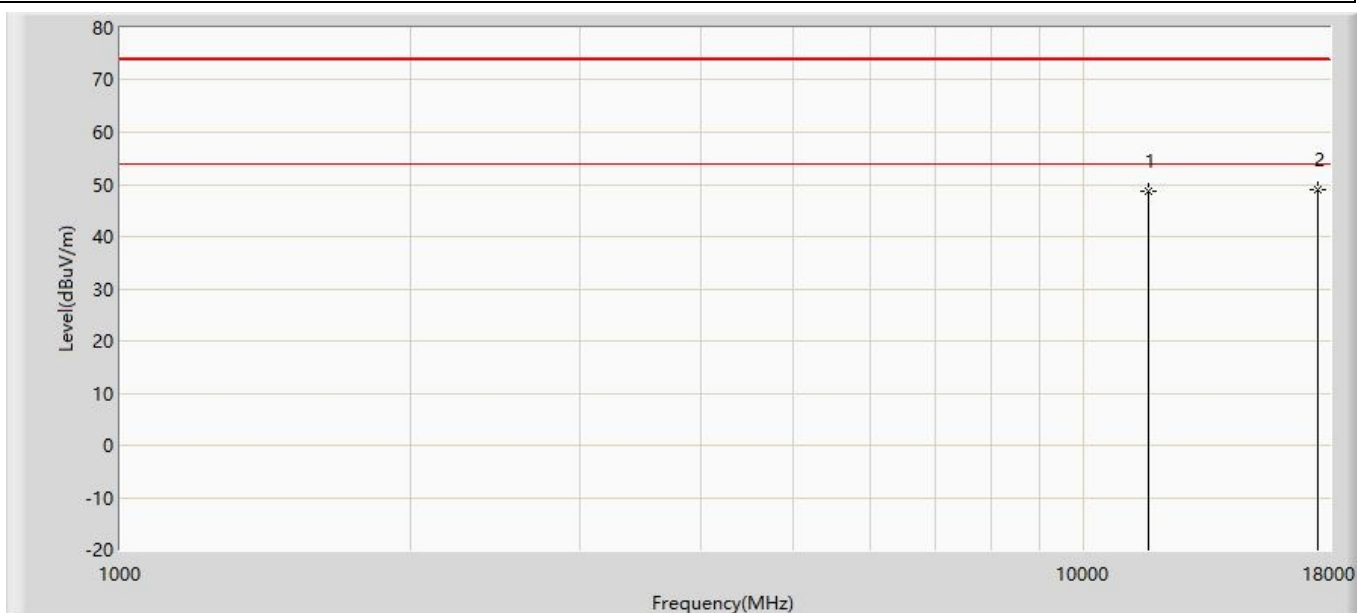
No	Mark	Frequency (MHz)	Measure Level (dBuV/m)	Reading Level (dBuV)	Over Limit (dB)	Limit (dBuV/m)	Factor (dB)	Type
1	*	11570.000	48.298	49.004	-25.702	74.000	-0.706	PK
2		17355.000	48.110	46.130	-25.890	74.000	1.980	PK

Profile: 2250816R	Page No.: 163
Engineer: Yu Liu	
Site: AC5	Time: 2022/06/21 - 22:23
Limit: FCC_Part15.209_RE(3m)	Margin: 0
Probe: HORN_3117_00167055(1-18GHZ)	Polarity: Horizontal
EUT: Touch All In One Computer	Power: AC 120V/60Hz
Note: Mode 2:Transmit at 5825MHz by 11n20	



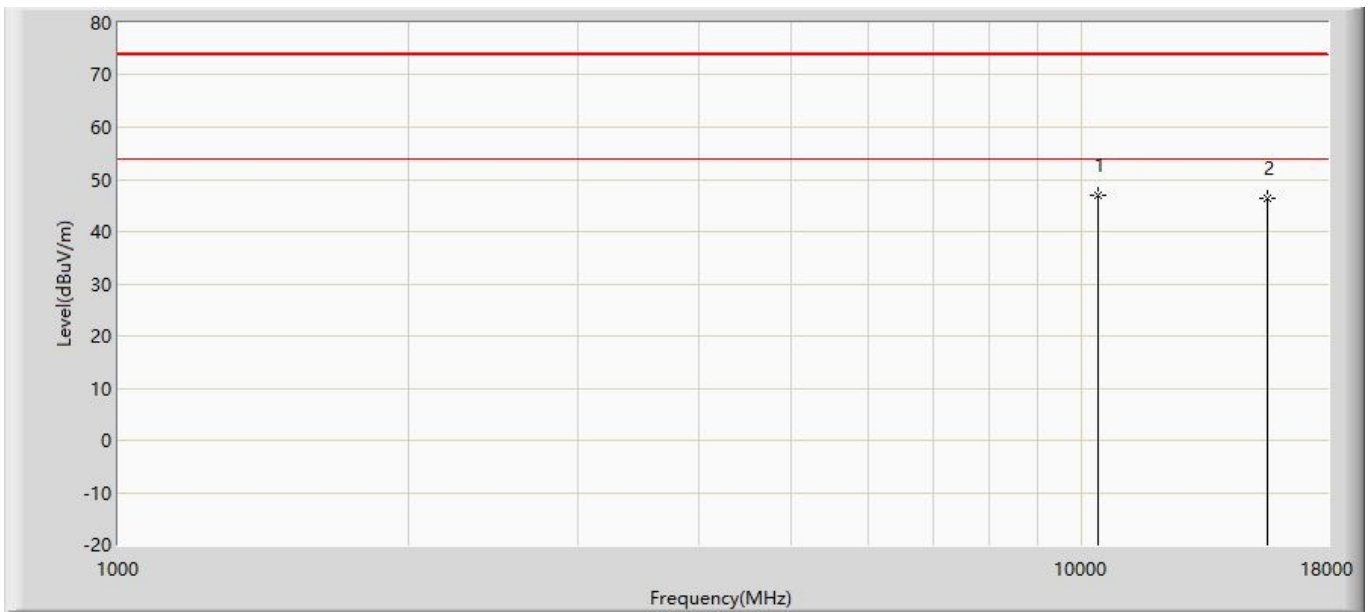
No	Mark	Frequency (MHz)	Measure Level (dBuV/m)	Reading Level (dBuV)	Over Limit (dB)	Limit (dBuV/m)	Factor (dB)	Type
1		11650.000	47.948	48.025	-26.052	74.000	-0.078	PK
2	*	17475.000	48.829	46.395	-25.171	74.000	2.434	PK

Profile: 2250816R	Page No.: 164
Engineer: Yu Liu	
Site: AC5	Time: 2022/06/21 - 22:23
Limit: FCC_Part15.209_RE(3m)	Margin: 0
Probe: HORN_3117_00167055(1-18GHZ)	Polarity: Vertical
EUT: Touch All In One Computer	Power: AC 120V/60Hz
Note: Mode 2:Transmit at 5825MHz by 11n20	



No	Mark	Frequency (MHz)	Measure Level (dBuV/m)	Reading Level (dBuV)	Over Limit (dB)	Limit (dBuV/m)	Factor (dB)	Type
1		11650.000	48.669	48.746	-25.331	74.000	-0.078	PK
2	*	17475.000	48.981	46.547	-25.019	74.000	2.434	PK

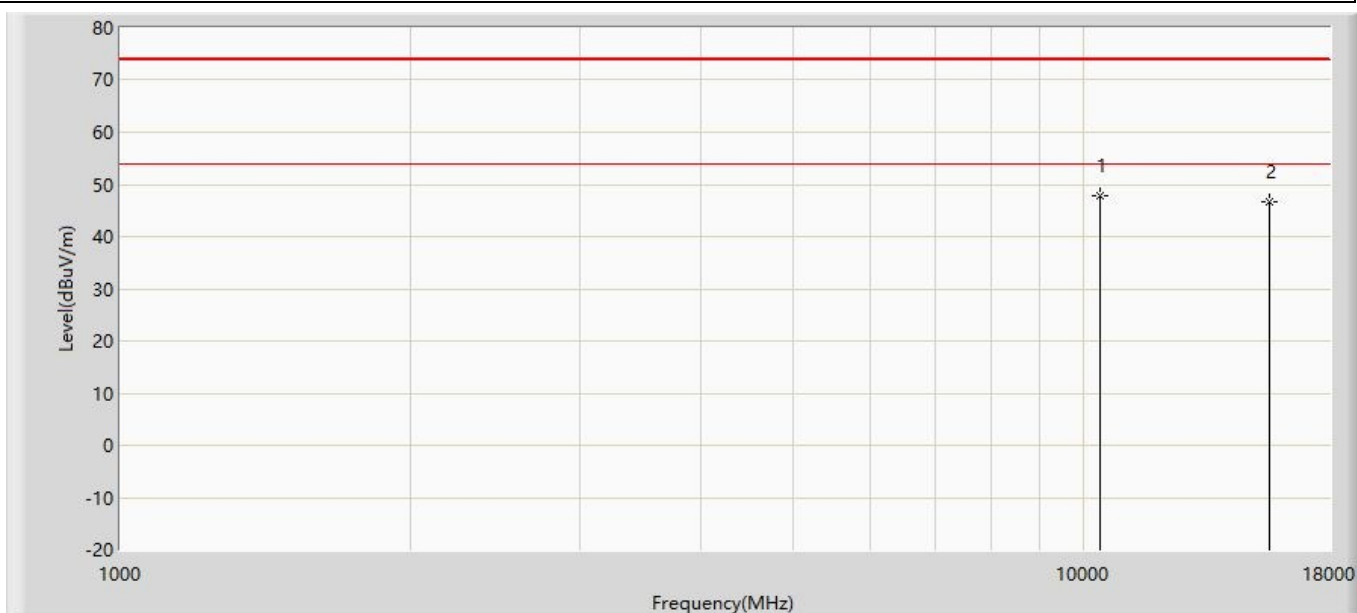
Profile: 2250816R	Page No.: 165
Engineer: Yu Liu	
Site: AC5	Time: 2022/06/21 - 22:23
Limit: FCC_Part15.209_RE(3m)	Margin: 0
Probe: HORN_3117_00167055(1-18GHZ)	Polarity: Horizontal
EUT: Touch All In One Computer	Power: AC 120V/60Hz
Note: Mode 3:Transmit at 5190MHz by 11n40	



No	Mark	Frequency (MHz)	Measure Level (dBuV/m)	Reading Level (dBuV)	Over Limit (dB)	Limit (dBuV/m)	Factor (dB)	Type
1	*	10380.000	47.004	50.097	-26.996	74.000	-3.093	PK
2		15570.000	46.490	48.435	-27.510	74.000	-1.945	PK

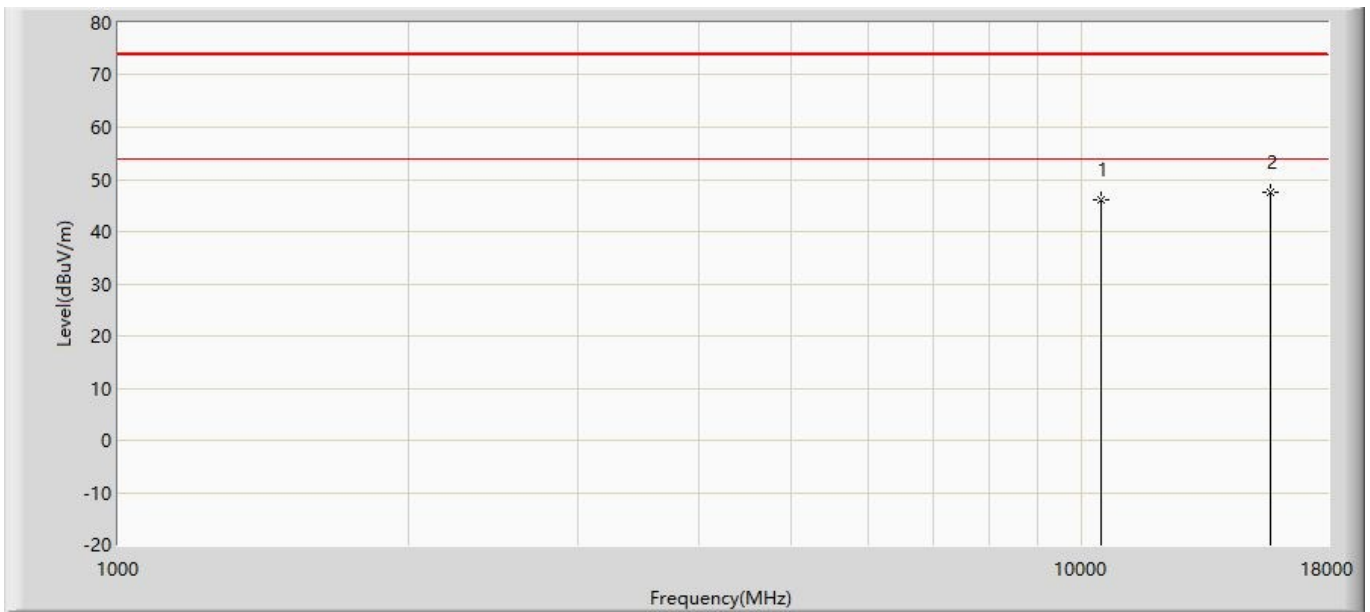


Profile: 2250816R	Page No.: 166
Engineer: Yu Liu	
Site: AC5	Time: 2022/06/21 - 22:23
Limit: FCC_Part15.209_RE(3m)	Margin: 0
Probe: HORN_3117_00167055(1-18GHZ)	Polarity: Vertical
EUT: Touch All In One Computer	Power: AC 120V/60Hz
Note: Mode 3:Transmit at 5190MHz by 11n40	



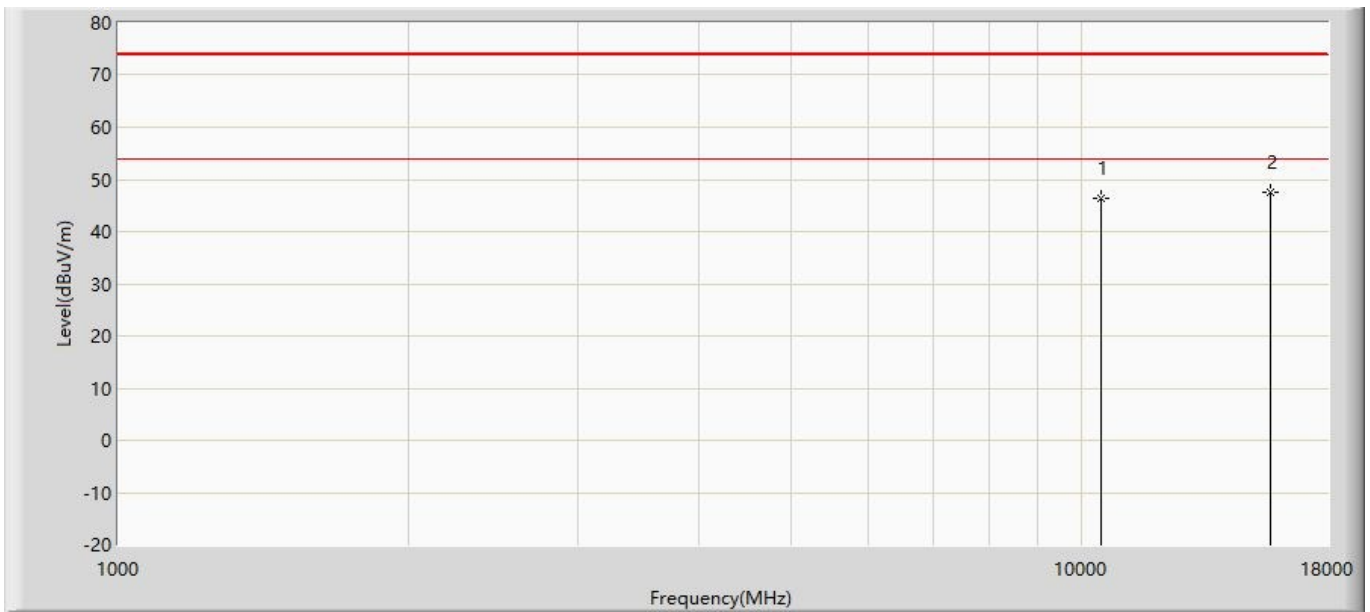
No	Mark	Frequency (MHz)	Measure Level (dBuV/m)	Reading Level (dBuV)	Over Limit (dB)	Limit (dBuV/m)	Factor (dB)	Type
1	*	10380.000	47.849	50.942	-26.151	74.000	-3.093	PK
2		15570.000	46.630	48.575	-27.370	74.000	-1.945	PK

Profile: 2250816R	Page No.: 167
Engineer: Yu Liu	
Site: AC5	Time: 2022/06/21 - 22:23
Limit: FCC_Part15.209_RE(3m)	Margin: 0
Probe: HORN_3117_00167055(1-18GHZ)	Polarity: Horizontal
EUT: Touch All In One Computer	Power: AC 120V/60Hz
Note: Mode 3:Transmit at 5230MHz by 11n40	



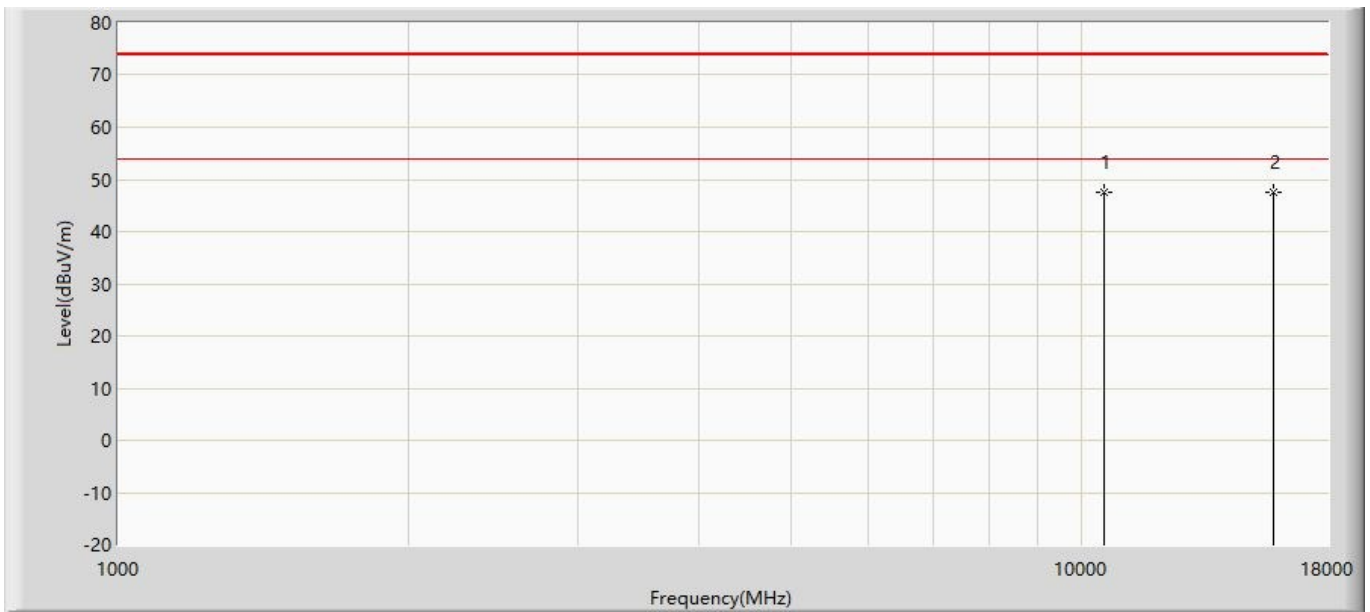
No	Mark	Frequency (MHz)	Measure Level (dBuV/m)	Reading Level (dBuV)	Over Limit (dB)	Limit (dBuV/m)	Factor (dB)	Type
1		10460.000	46.121	48.954	-27.879	74.000	-2.833	PK
2	*	15690.000	47.559	49.482	-26.441	74.000	-1.923	PK

Profile: 2250816R	Page No.: 168
Engineer: Yu Liu	
Site: AC5	Time: 2022/06/21 - 22:23
Limit: FCC_Part15.209_RE(3m)	Margin: 0
Probe: HORN_3117_00167055(1-18GHZ)	Polarity: Vertical
EUT: Touch All In One Computer	Power: AC 120V/60Hz
Note: Mode 3:Transmit at 5230MHz by 11n40	



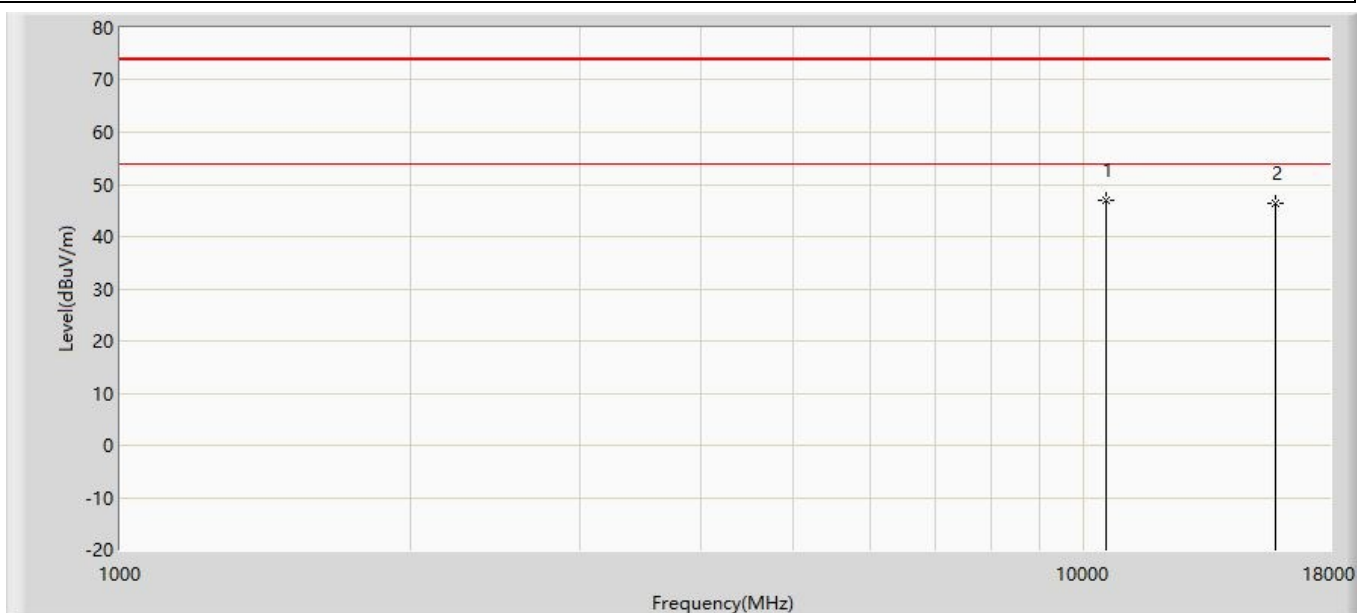
No	Mark	Frequency (MHz)	Measure Level (dBuV/m)	Reading Level (dBuV)	Over Limit (dB)	Limit (dBuV/m)	Factor (dB)	Type
1		10460.000	46.359	49.192	-27.641	74.000	-2.833	PK
2	*	15690.000	47.545	49.468	-26.455	74.000	-1.923	PK

Profile: 2250816R	Page No.: 169
Engineer: Yu Liu	
Site: AC5	Time: 2022/06/21 - 22:23
Limit: FCC_Part15.209_RE(3m)	Margin: 0
Probe: HORN_3117_00167055(1-18GHZ)	Polarity: Horizontal
EUT: Touch All In One Computer	Power: AC 120V/60Hz
Note: Mode 3:Transmit at 5270MHz by 11n40	



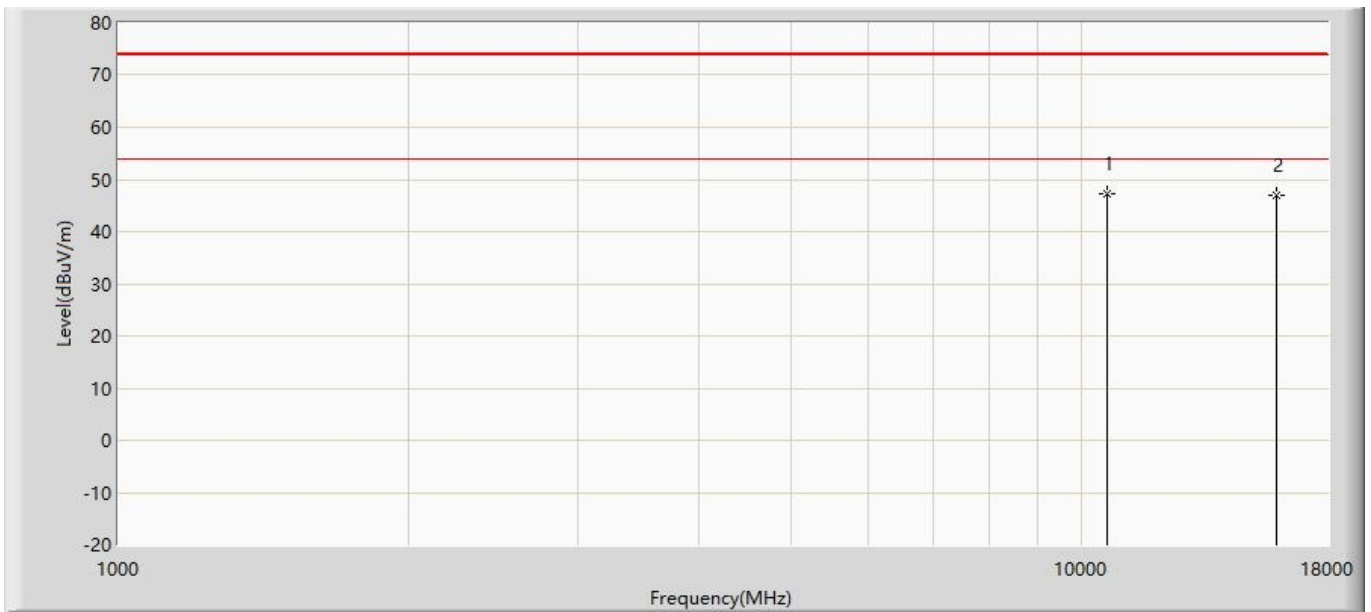
No	Mark	Frequency (MHz)	Measure Level (dBuV/m)	Reading Level (dBuV)	Over Limit (dB)	Limit (dBuV/m)	Factor (dB)	Type
1	*	10540.000	47.539	50.042	-26.461	74.000	-2.502	PK
2		15810.000	47.481	49.066	-26.519	74.000	-1.586	PK

Profile: 2250816R	Page No.: 170
Engineer: Yu Liu	
Site: AC5	Time: 2022/06/21 - 22:23
Limit: FCC_Part15.209_RE(3m)	Margin: 0
Probe: HORN_3117_00167055(1-18GHZ)	Polarity: Vertical
EUT: Touch All In One Computer	Power: AC 120V/60Hz
Note: Mode 3:Transmit at 5270MHz by 11n40	



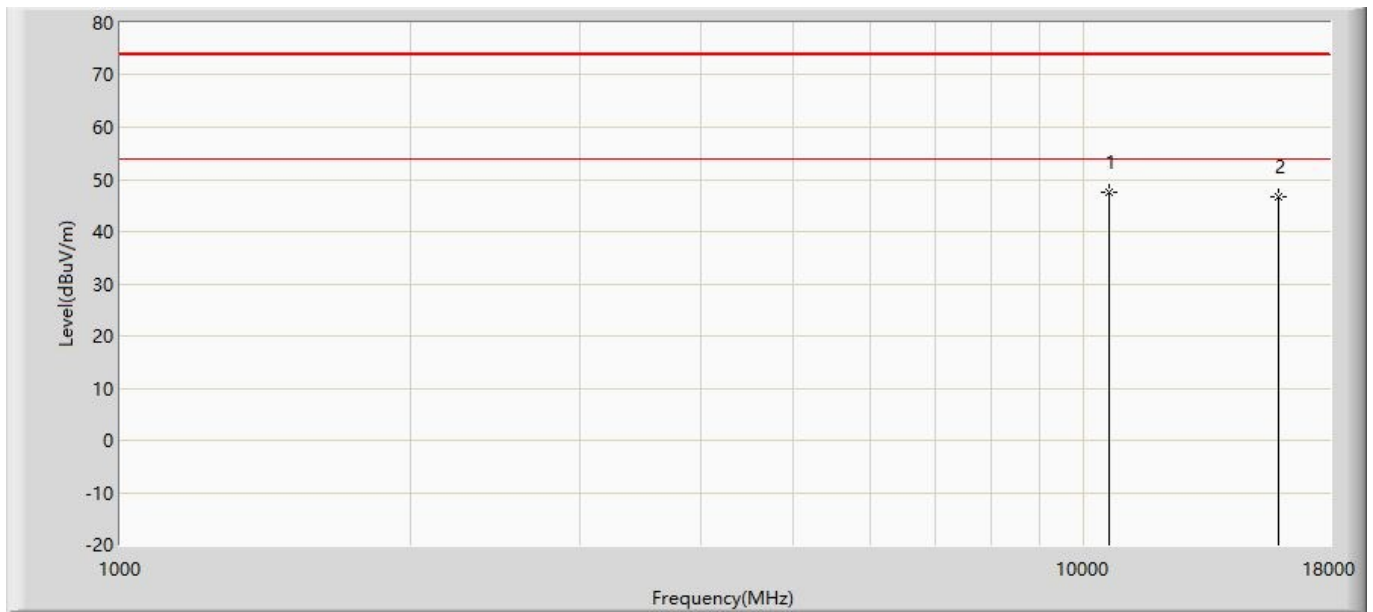
No	Mark	Frequency (MHz)	Measure Level (dBuV/m)	Reading Level (dBuV)	Over Limit (dB)	Limit (dBuV/m)	Factor (dB)	Type
1	*	10540.000	46.823	49.326	-27.177	74.000	-2.502	PK
2		15810.000	46.458	48.043	-27.542	74.000	-1.586	PK

Profile: 2250816R	Page No.: 171
Engineer: Yu Liu	
Site: AC5	Time: 2022/06/21 - 22:23
Limit: FCC_Part15.209_RE(3m)	Margin: 0
Probe: HORN_3117_00167055(1-18GHZ)	Polarity: Horizontal
EUT: Touch All In One Computer	Power: AC 120V/60Hz
Note: Mode 3:Transmit at 5310MHz by 11n40	



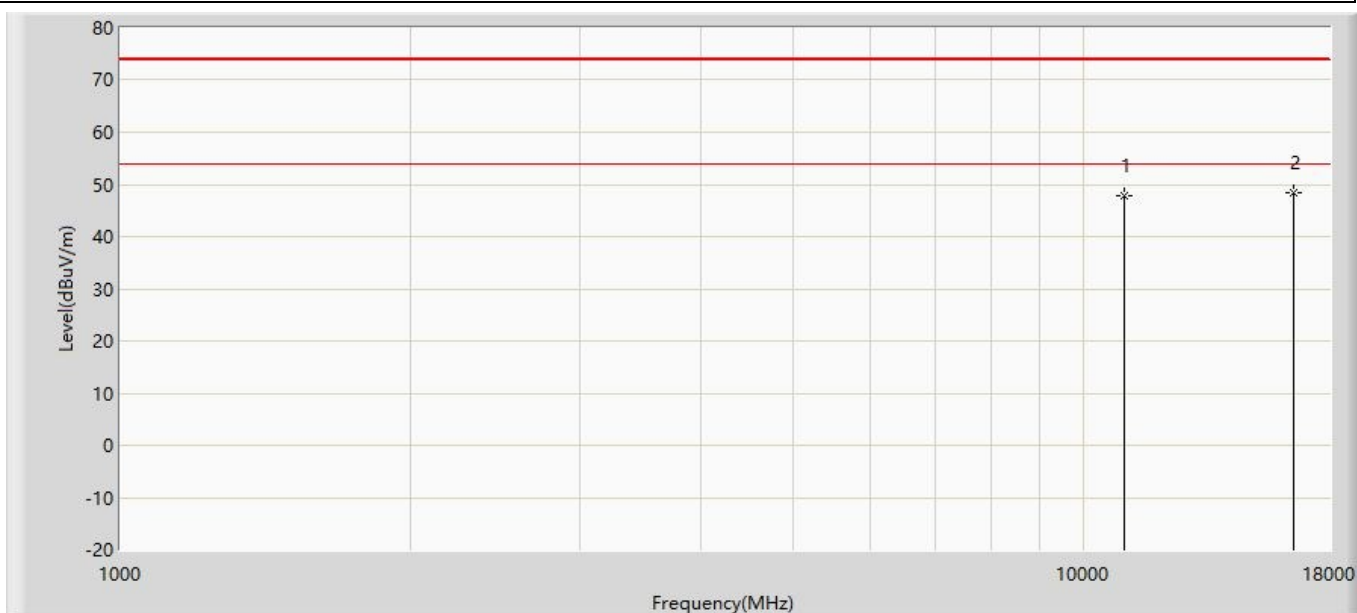
No	Mark	Frequency (MHz)	Measure Level (dBuV/m)	Reading Level (dBuV)	Over Limit (dB)	Limit (dBuV/m)	Factor (dB)	Type
1	*	10620.000	47.212	49.342	-26.788	74.000	-2.130	PK
2		15930.000	47.059	48.586	-26.941	74.000	-1.527	PK

Profile: 2250816R	Page No.: 172
Engineer: Yu Liu	
Site: AC5	Time: 2022/06/21 - 22:23
Limit: FCC_Part15.209_RE(3m)	Margin: 0
Probe: HORN_3117_00167055(1-18GHZ)	Polarity: Vertical
EUT: Touch All In One Computer	Power: AC 120V/60Hz
Note: Mode 3:Transmit at 5310MHz by 11n40	



No	Mark	Frequency (MHz)	Measure Level (dBuV/m)	Reading Level (dBuV)	Over Limit (dB)	Limit (dBuV/m)	Factor (dB)	Type
1	*	10620.000	47.473	49.603	-26.527	74.000	-2.130	PK
2		15930.000	46.667	48.194	-27.333	74.000	-1.527	PK

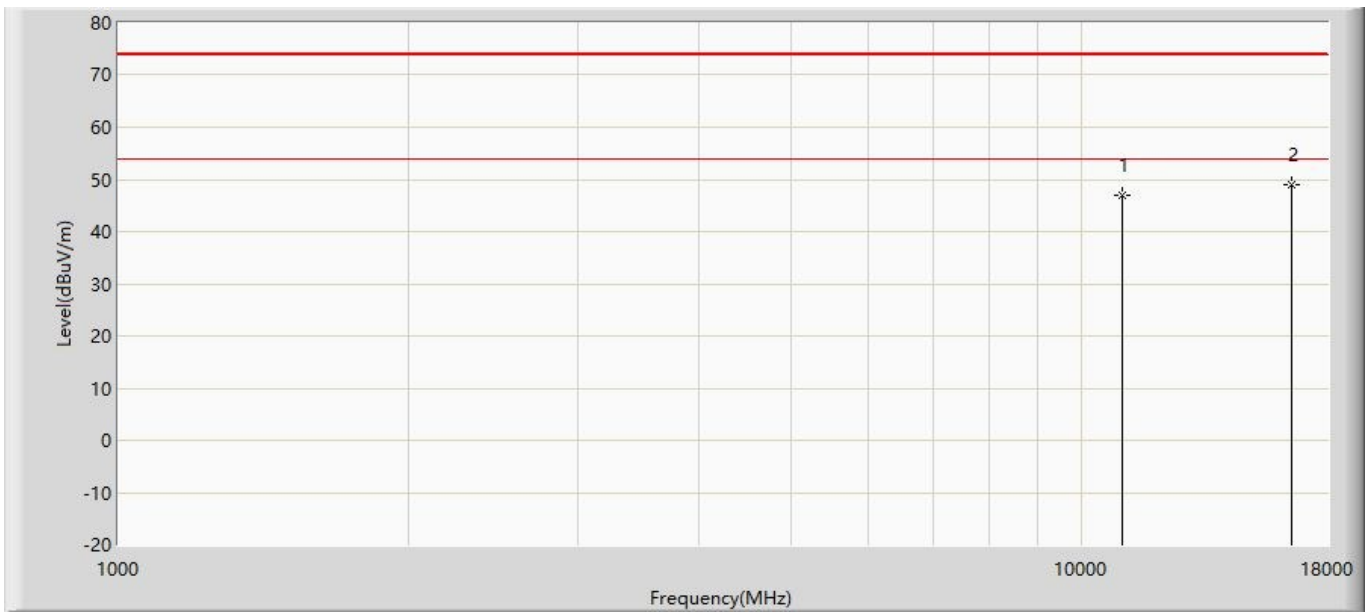
Profile: 2250816R	Page No.: 173
Engineer: Yu Liu	
Site: AC5	Time: 2022/06/21 - 22:23
Limit: FCC_Part15.209_RE(3m)	Margin: 0
Probe: HORN_3117_00167055(1-18GHZ)	Polarity: Horizontal
EUT: Touch All In One Computer	Power: AC 120V/60Hz
Note: Mode 3:Transmit at 5510MHz by 11n40	



No	Mark	Frequency (MHz)	Measure Level (dBuV/m)	Reading Level (dBuV)	Over Limit (dB)	Limit (dBuV/m)	Factor (dB)	Type
1		11020.000	47.881	49.831	-26.119	74.000	-1.949	PK
2	*	16530.000	48.277	48.328	-25.723	74.000	-0.051	PK

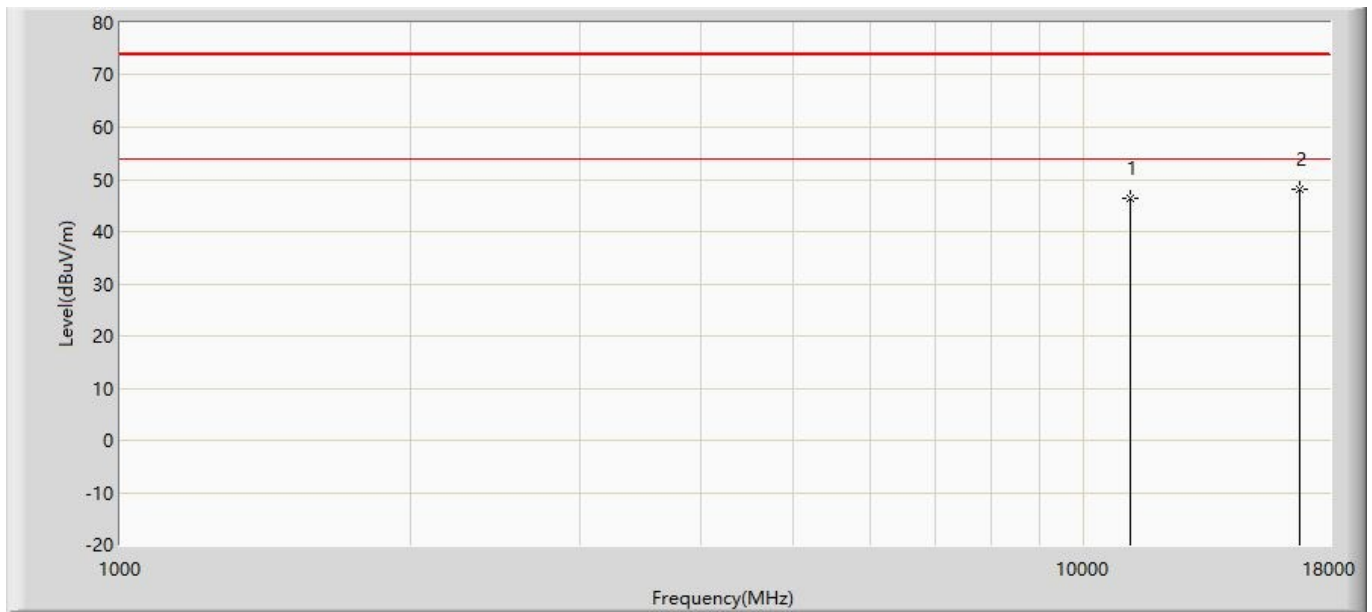


Profile: 2250816R	Page No.: 174
Engineer: Yu Liu	
Site: AC5	Time: 2022/06/21 - 22:23
Limit: FCC_Part15.209_RE(3m)	Margin: 0
Probe: HORN_3117_00167055(1-18GHZ)	Polarity: Vertical
EUT: Touch All In One Computer	Power: AC 120V/60Hz
Note: Mode 3:Transmit at 5510MHz by 11n40	



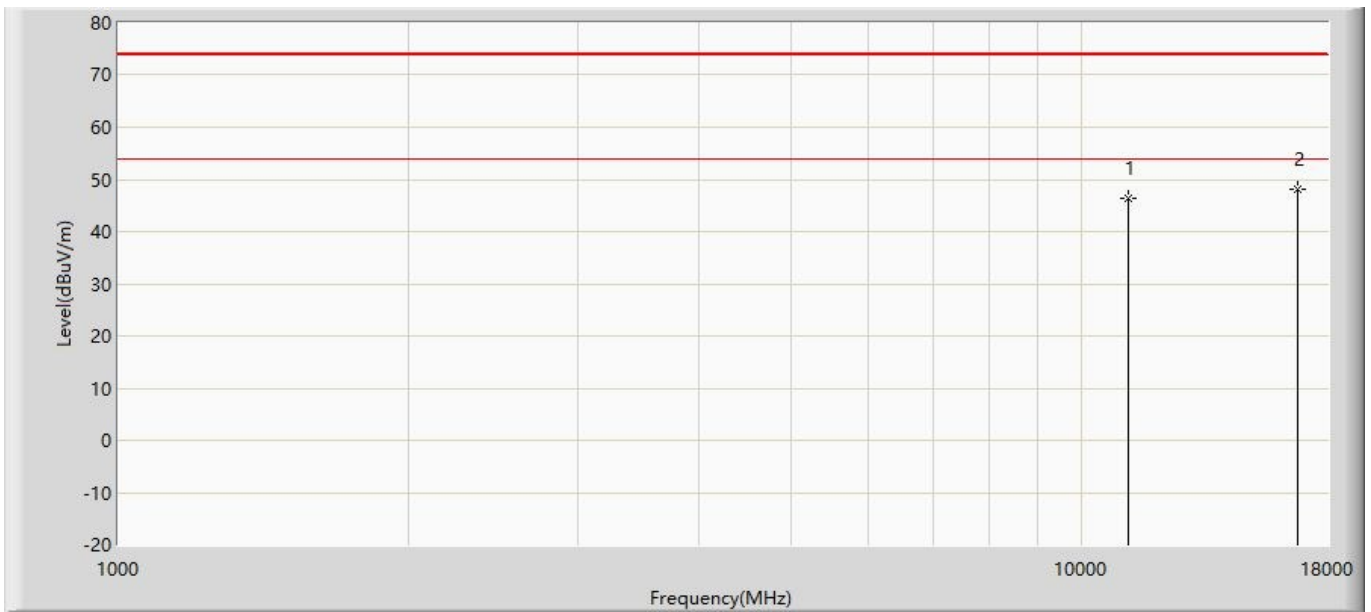
No	Mark	Frequency (MHz)	Measure Level (dBuV/m)	Reading Level (dBuV)	Over Limit (dB)	Limit (dBuV/m)	Factor (dB)	Type
1		11020.000	46.818	48.768	-27.182	74.000	-1.949	PK
2	*	16530.000	48.899	48.950	-25.101	74.000	-0.051	PK

Profile: 2250816R	Page No.: 175
Engineer: Yu Liu	
Site: AC5	Time: 2022/06/21 - 22:23
Limit: FCC_Part15.209_RE(3m)	Margin: 0
Probe: HORN_3117_00167055(1-18GHZ)	Polarity: Horizontal
EUT: Touch All In One Computer	Power: AC 120V/60Hz
Note: Mode 3:Transmit at 5590MHz by 11n40	



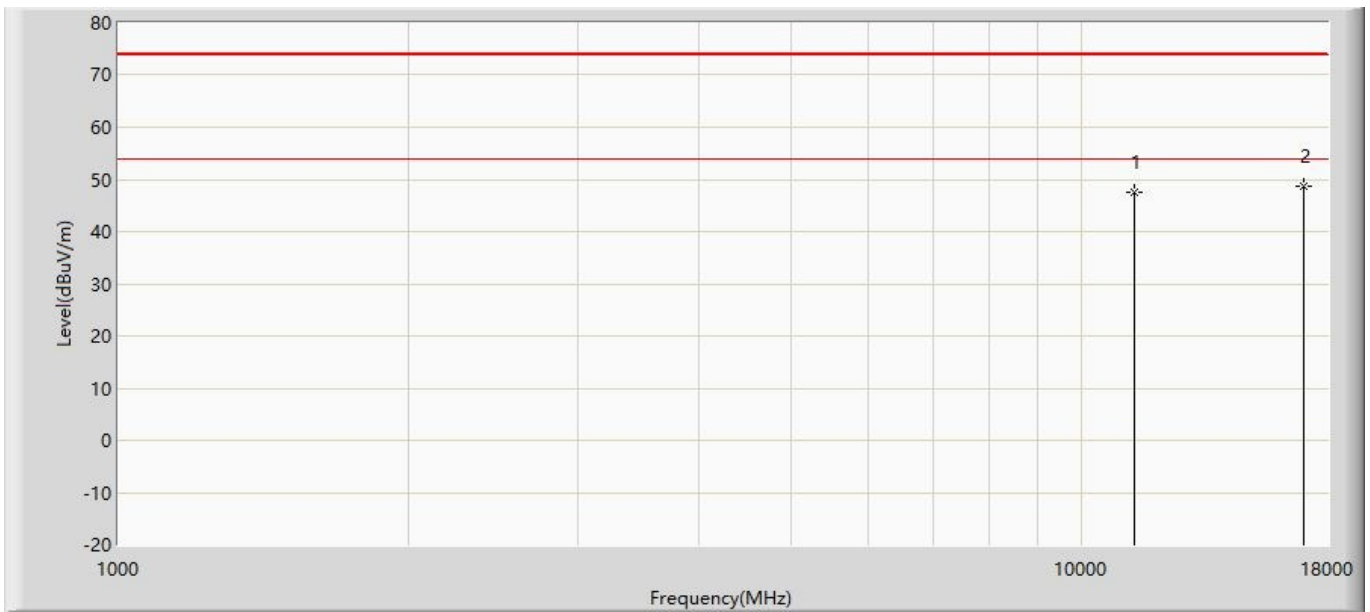
No	Mark	Frequency (MHz)	Measure Level (dBuV/m)	Reading Level (dBuV)	Over Limit (dB)	Limit (dBuV/m)	Factor (dB)	Type
1		11180.000	46.494	48.561	-27.506	74.000	-2.067	PK
2	*	16770.000	48.208	48.795	-25.792	74.000	-0.587	PK

Profile: 2250816R	Page No.: 176
Engineer: Yu Liu	
Site: AC5	Time: 2022/06/21 - 22:24
Limit: FCC_Part15.209_RE(3m)	Margin: 0
Probe: HORN_3117_00167055(1-18GHZ)	Polarity: Vertical
EUT: Touch All In One Computer	Power: AC 120V/60Hz
Note: Mode 3:Transmit at 5590MHz by 11n40	



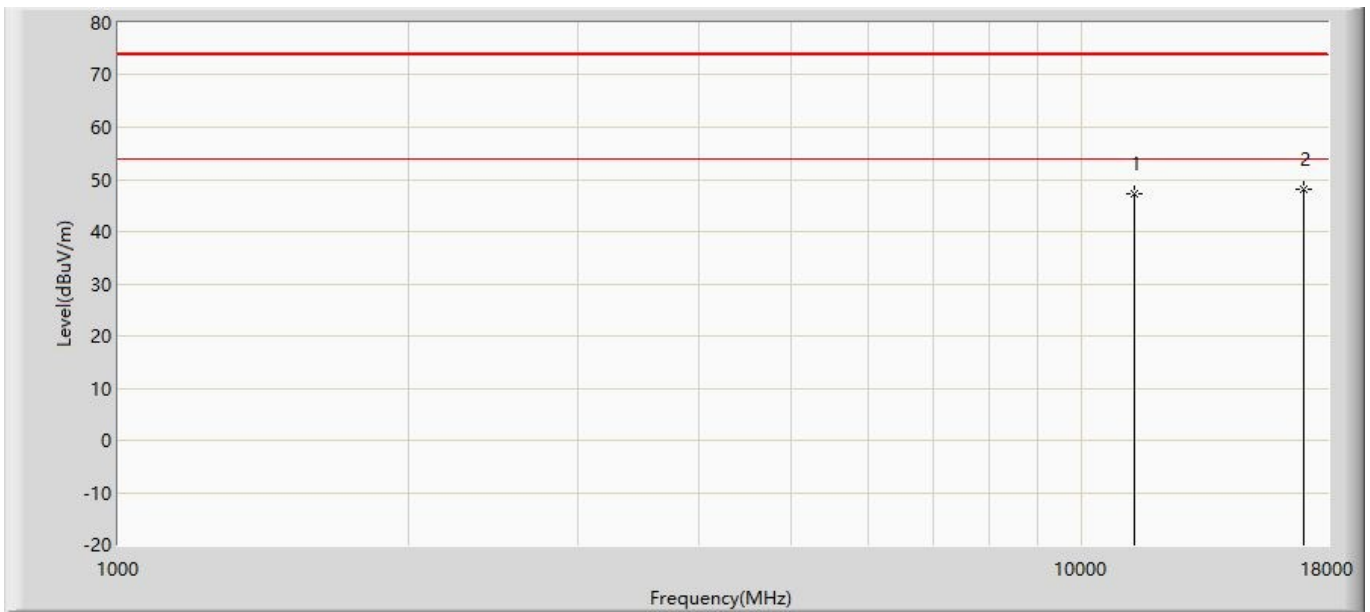
No	Mark	Frequency (MHz)	Measure Level (dBuV/m)	Reading Level (dBuV)	Over Limit (dB)	Limit (dBuV/m)	Factor (dB)	Type
1		11180.000	46.407	48.474	-27.593	74.000	-2.067	PK
2	*	16770.000	48.187	48.774	-25.813	74.000	-0.587	PK

Profile: 2250816R	Page No.: 177
Engineer: Yu Liu	
Site: AC5	Time: 2022/06/21 - 22:24
Limit: FCC_Part15.209_RE(3m)	Margin: 0
Probe: HORN_3117_00167055(1-18GHZ)	Polarity: Horizontal
EUT: Touch All In One Computer	Power: AC 120V/60Hz
Note: Mode 3:Transmit at 5670MHz by 11n40	



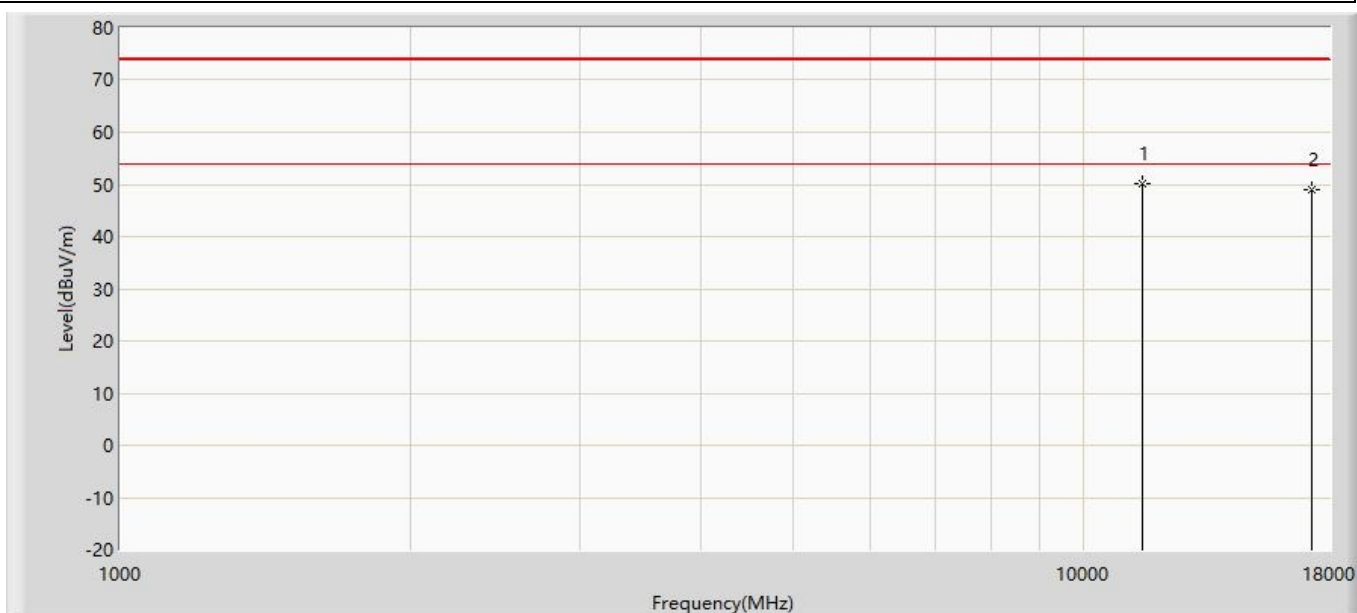
No	Mark	Frequency (MHz)	Measure Level (dBuV/m)	Reading Level (dBuV)	Over Limit (dB)	Limit (dBuV/m)	Factor (dB)	Type
1		11340.000	47.445	48.925	-26.555	74.000	-1.479	PK
2	*	17010.000	48.783	48.456	-25.217	74.000	0.326	PK

Profile: 2250816R	Page No.: 178
Engineer: Yu Liu	
Site: AC5	Time: 2022/06/21 - 22:24
Limit: FCC_Part15.209_RE(3m)	Margin: 0
Probe: HORN_3117_00167055(1-18GHZ)	Polarity: Vertical
EUT: Touch All In One Computer	Power: AC 120V/60Hz
Note: Mode 3:Transmit at 5670MHz by 11n40	



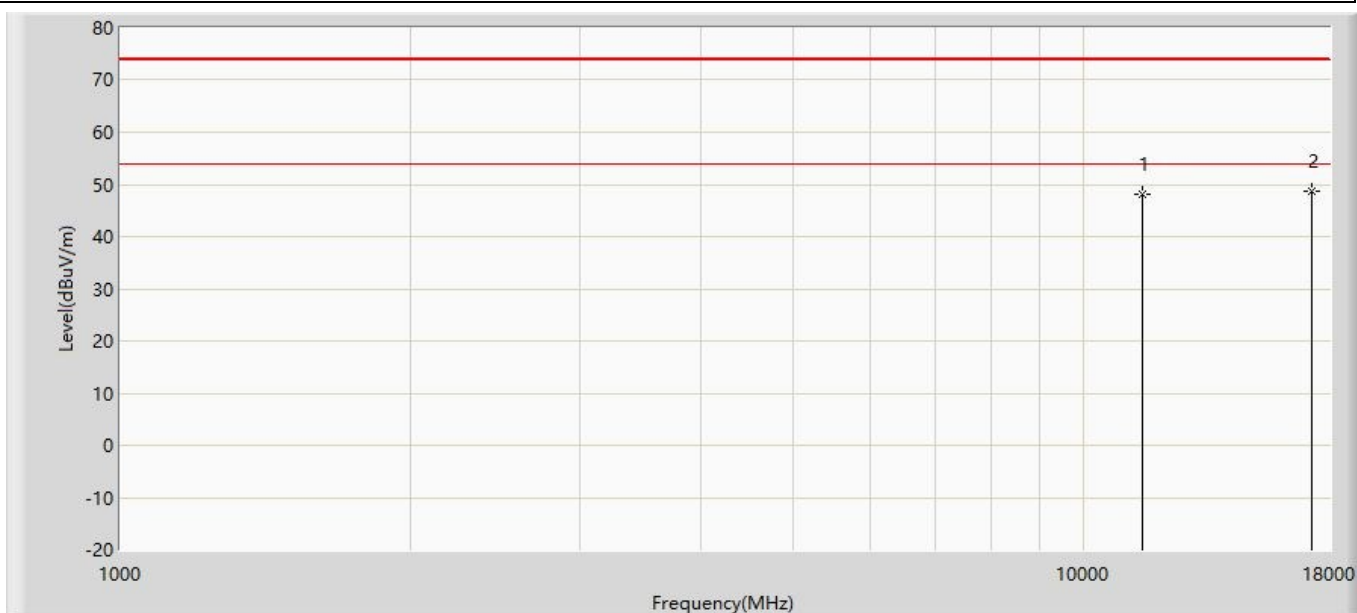
No	Mark	Frequency (MHz)	Measure Level (dBuV/m)	Reading Level (dBuV)	Over Limit (dB)	Limit (dBuV/m)	Factor (dB)	Type
1		11340.000	47.207	48.687	-26.793	74.000	-1.479	PK
2	*	17010.000	48.190	47.863	-25.810	74.000	0.326	PK

Profile: 2250816R	Page No.: 179
Engineer: Yu Liu	
Site: AC5	Time: 2022/06/21 - 22:24
Limit: FCC_Part15.209_RE(3m)	Margin: 0
Probe: HORN_3117_00167055(1-18GHZ)	Polarity: Horizontal
EUT: Touch All In One Computer	Power: AC 120V/60Hz
Note: Mode 3:Transmit at 5755MHz by 11n40	



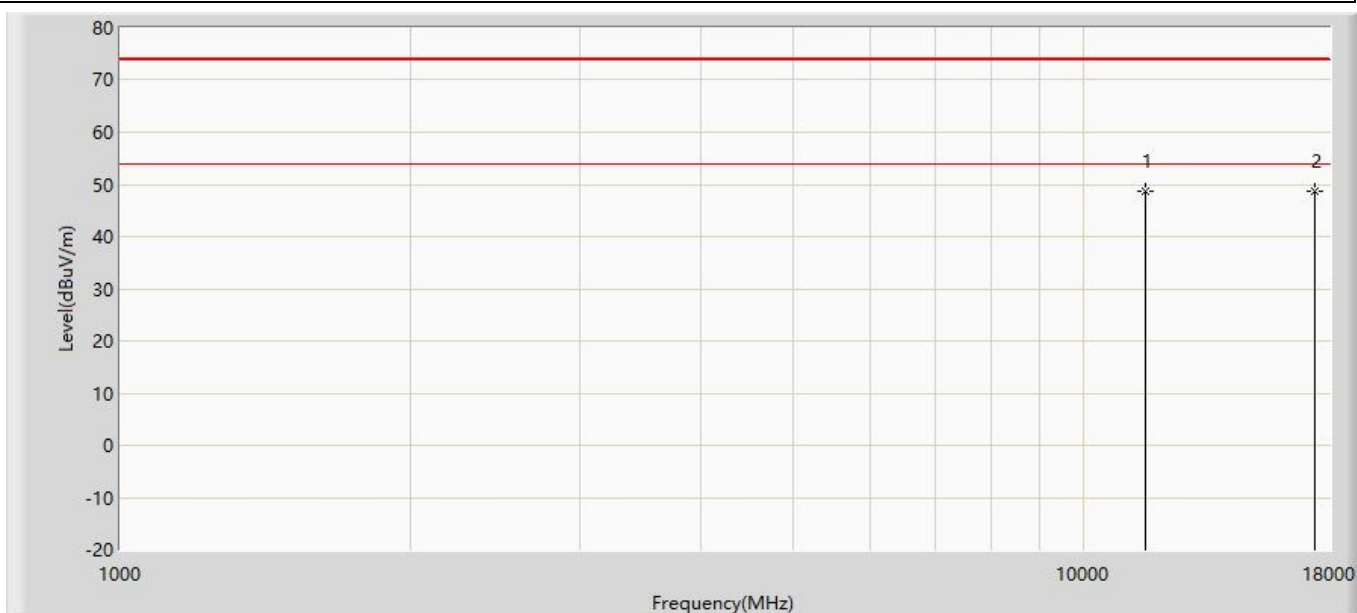
No	Mark	Frequency (MHz)	Measure Level (dBuV/m)	Reading Level (dBuV)	Over Limit (dB)	Limit (dBuV/m)	Factor (dB)	Type
1	*	11510.000	50.090	50.802	-23.910	74.000	-0.711	PK
2		17265.000	49.048	47.500	-24.952	74.000	1.548	PK

Profile: 2250816R	Page No.: 180
Engineer: Yu Liu	
Site: AC5	Time: 2022/06/21 - 22:24
Limit: FCC_Part15.209_RE(3m)	Margin: 0
Probe: HORN_3117_00167055(1-18GHZ)	Polarity: Vertical
EUT: Touch All In One Computer	Power: AC 120V/60Hz
Note: Mode 3:Transmit at 5755MHz by 11n40	



No	Mark	Frequency (MHz)	Measure Level (dBuV/m)	Reading Level (dBuV)	Over Limit (dB)	Limit (dBuV/m)	Factor (dB)	Type
1		11510.000	48.066	48.778	-25.934	74.000	-0.711	PK
2	*	17265.000	48.654	47.106	-25.346	74.000	1.548	PK

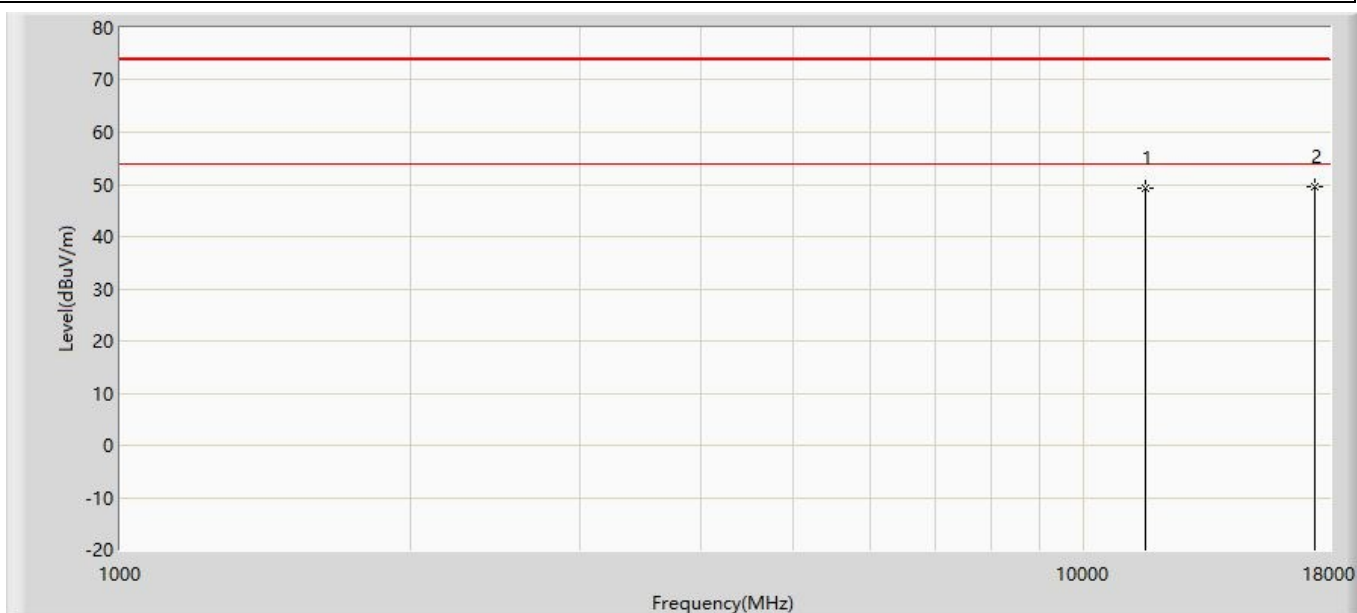
Profile: 2250816R	Page No.: 181
Engineer: Yu Liu	
Site: AC5	Time: 2022/06/21 - 22:24
Limit: FCC_Part15.209_RE(3m)	Margin: 0
Probe: HORN_3117_00167055(1-18GHZ)	Polarity: Horizontal
EUT: Touch All In One Computer	Power: AC 120V/60Hz
Note: Mode 3:Transmit at 5795MHz by 11n40	



No	Mark	Frequency (MHz)	Measure Level (dBuV/m)	Reading Level (dBuV)	Over Limit (dB)	Limit (dBuV/m)	Factor (dB)	Type
1	*	11590.000	48.667	49.393	-25.333	74.000	-0.726	PK
2		17385.000	48.667	46.458	-25.333	74.000	2.210	PK

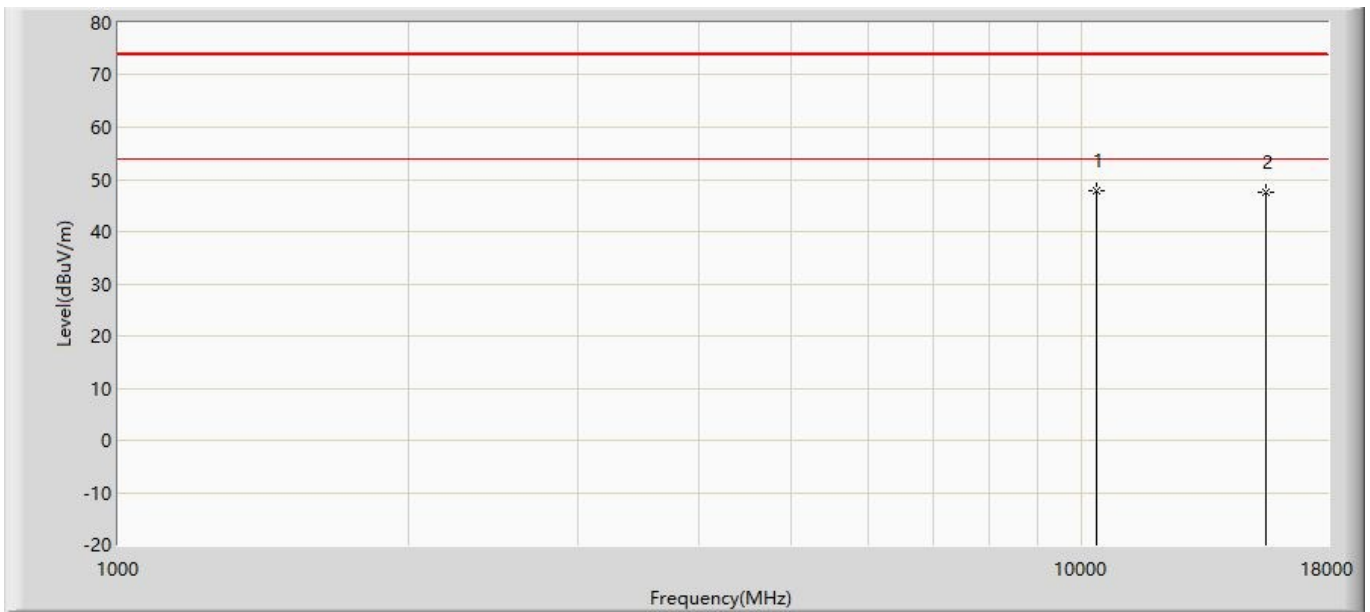


Profile: 2250816R	Page No.: 182
Engineer: Yu Liu	
Site: AC5	Time: 2022/06/21 - 22:24
Limit: FCC_Part15.209_RE(3m)	Margin: 0
Probe: HORN_3117_00167055(1-18GHZ)	Polarity: Vertical
EUT: Touch All In One Computer	Power: AC 120V/60Hz
Note: Mode 3:Transmit at 5795MHz by 11n40	



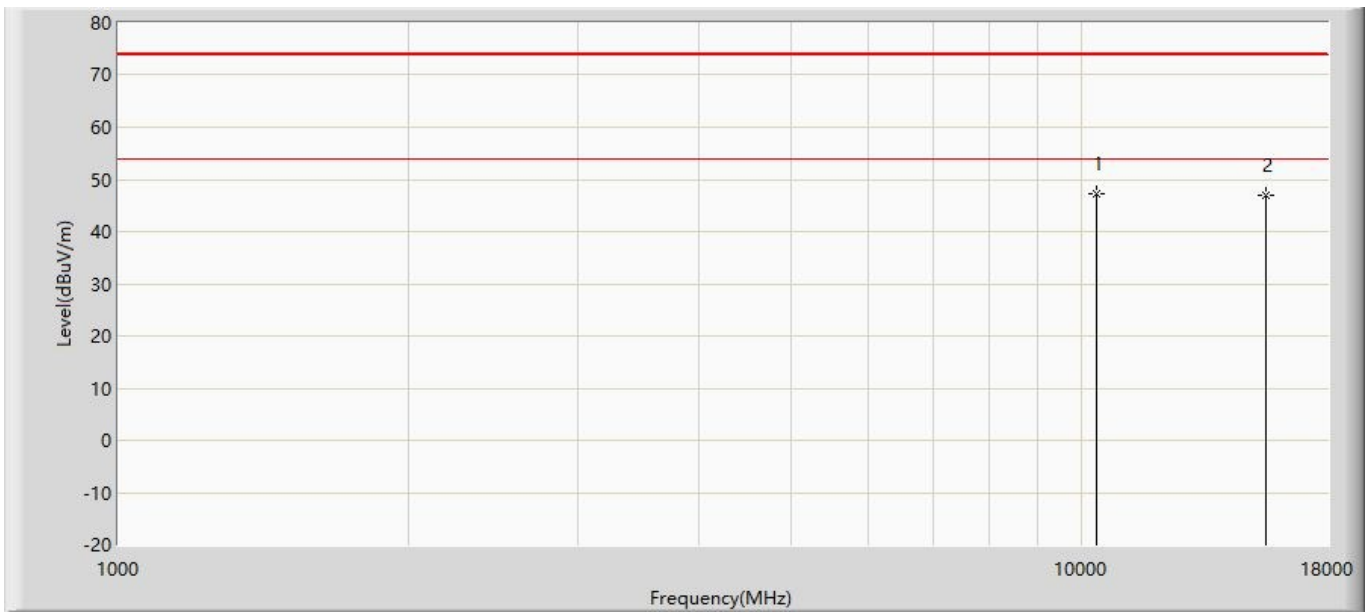
No	Mark	Frequency (MHz)	Measure Level (dBuV/m)	Reading Level (dBuV)	Over Limit (dB)	Limit (dBuV/m)	Factor (dB)	Type
1		11590.000	49.165	49.891	-24.835	74.000	-0.726	PK
2	*	17385.000	49.520	47.311	-24.480	74.000	2.210	PK

Profile: 2250816R	Page No.: 183
Engineer: Yu Liu	
Site: AC5	Time: 2022/06/21 - 22:24
Limit: FCC_Part15.209_RE(3m)	Margin: 0
Probe: HORN_3117_00167055(1-18GHZ)	Polarity: Horizontal
EUT: Touch All In One Computer	Power: AC 120V/60Hz
Note: Mode 4:Transmit at 5180MHz by 11ac20	



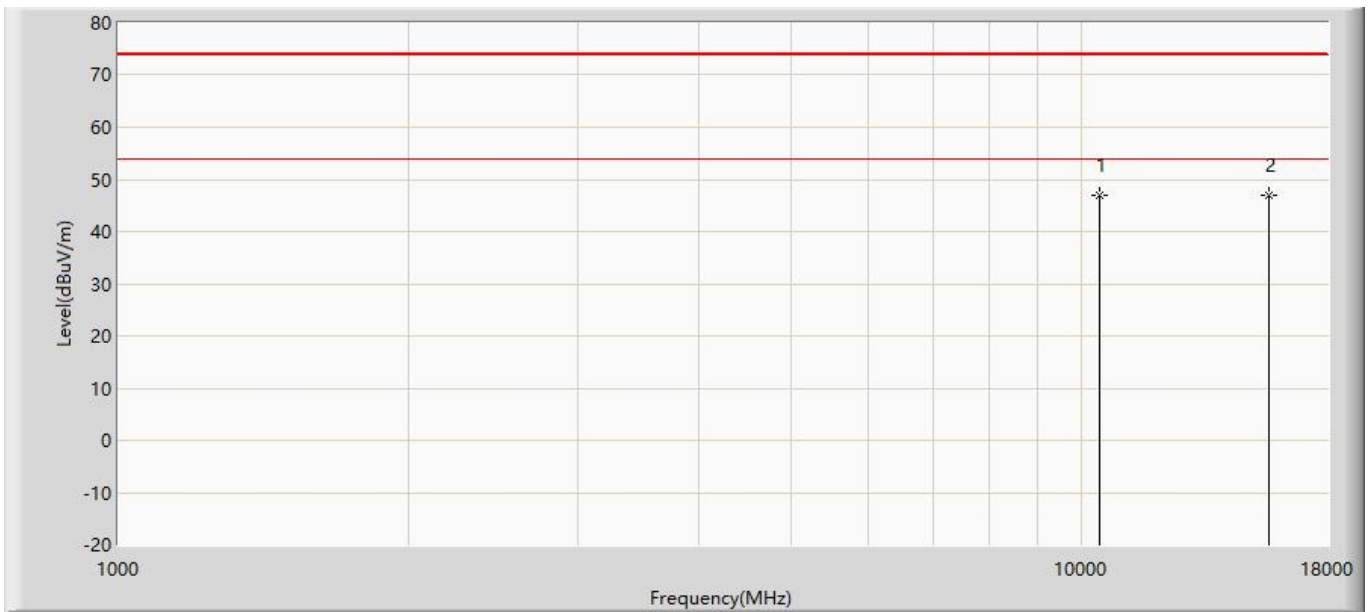
No	Mark	Frequency (MHz)	Measure Level (dBuV/m)	Reading Level (dBuV)	Over Limit (dB)	Limit (dBuV/m)	Factor (dB)	Type
1	*	10360.000	47.732	50.718	-26.268	74.000	-2.986	PK
2		15540.000	47.642	49.493	-26.358	74.000	-1.851	PK

Profile: 2250816R	Page No.: 184
Engineer: Yu Liu	
Site: AC5	Time: 2022/06/21 - 22:24
Limit: FCC_Part15.209_RE(3m)	Margin: 0
Probe: HORN_3117_00167055(1-18GHZ)	Polarity: Vertical
EUT: Touch All In One Computer	Power: AC 120V/60Hz
Note: Mode 4:Transmit at 5180MHz by 11ac20	



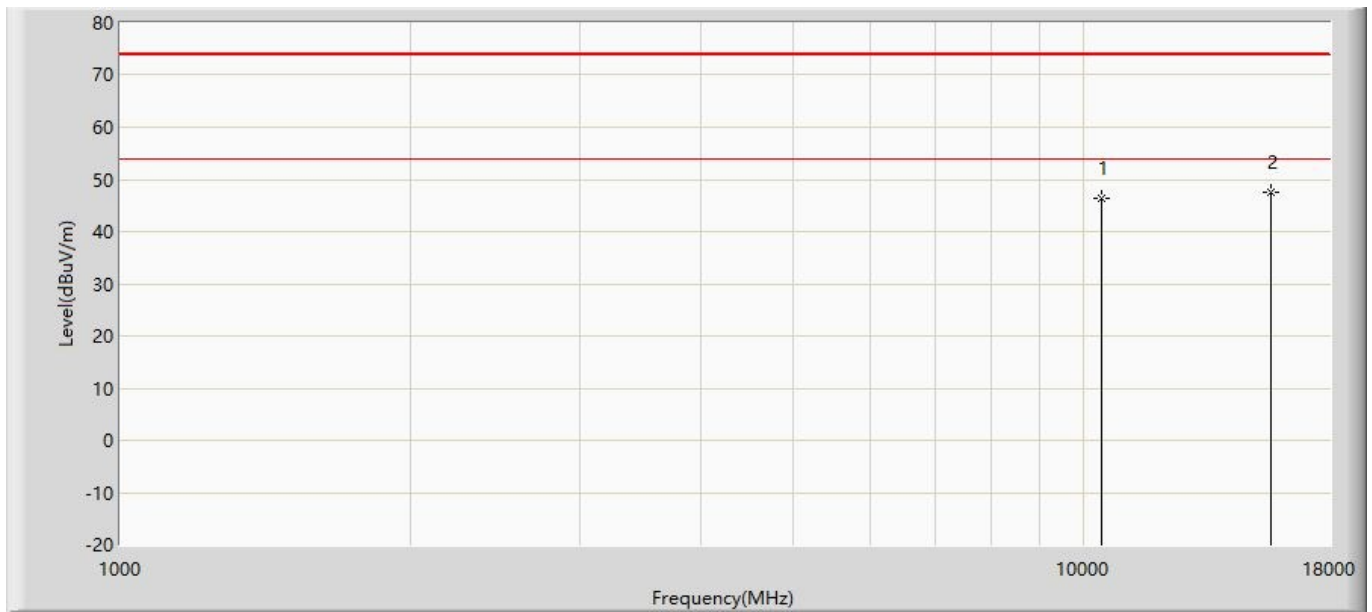
No	Mark	Frequency (MHz)	Measure Level (dBuV/m)	Reading Level (dBuV)	Over Limit (dB)	Limit (dBuV/m)	Factor (dB)	Type
1	*	10360.000	47.276	50.262	-26.724	74.000	-2.986	PK
2		15540.000	47.043	48.894	-26.957	74.000	-1.851	PK

Profile: 2250816R	Page No.: 185
Engineer: Yu Liu	
Site: AC5	Time: 2022/06/21 - 22:24
Limit: FCC_Part15.209_RE(3m)	Margin: 0
Probe: HORN_3117_00167055(1-18GHZ)	Polarity: Horizontal
EUT: Touch All In One Computer	Power: AC 120V/60Hz
Note: Mode 4:Transmit at 5220MHz by 11ac20	



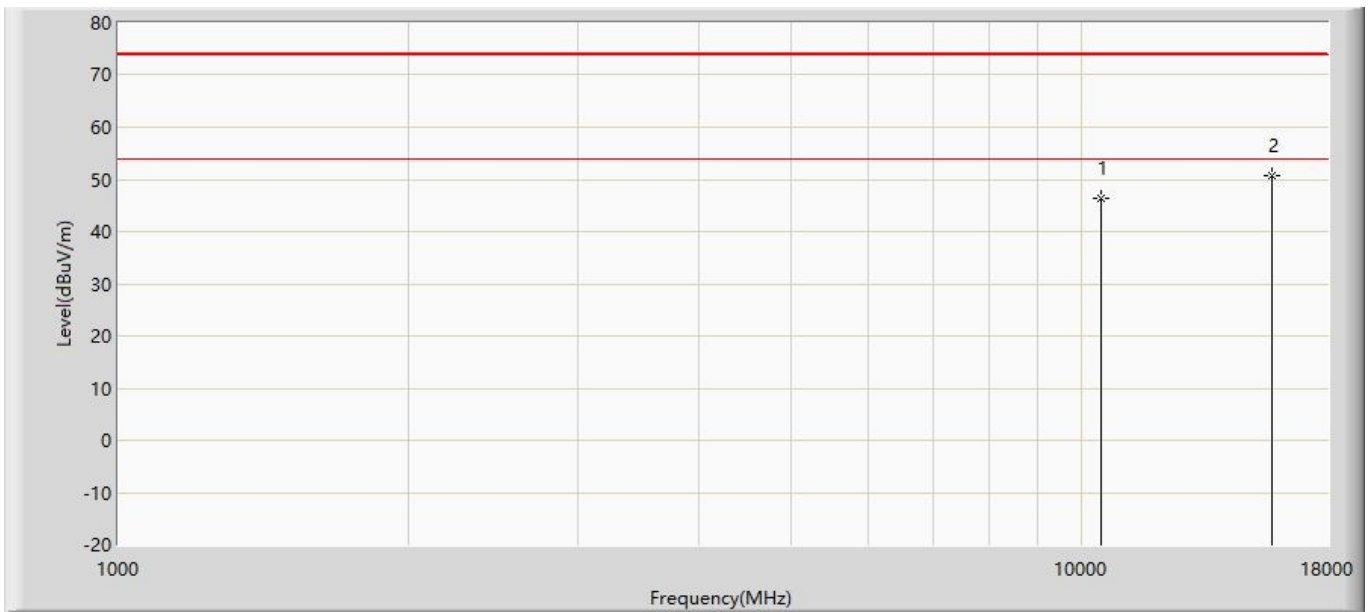
No	Mark	Frequency (MHz)	Measure Level (dBuV/m)	Reading Level (dBuV)	Over Limit (dB)	Limit (dBuV/m)	Factor (dB)	Type
1		10440.000	46.866	49.866	-27.134	74.000	-3.000	PK
2	*	15660.000	46.872	48.831	-27.128	74.000	-1.959	PK

Profile: 2250816R	Page No.: 186
Engineer: Yu Liu	
Site: AC5	Time: 2022/06/21 - 22:24
Limit: FCC_Part15.209_RE(3m)	Margin: 0
Probe: HORN_3117_00167055(1-18GHZ)	Polarity: Vertical
EUT: Touch All In One Computer	Power: AC 120V/60Hz
Note: Mode 4:Transmit at 5220MHz by 11ac20	



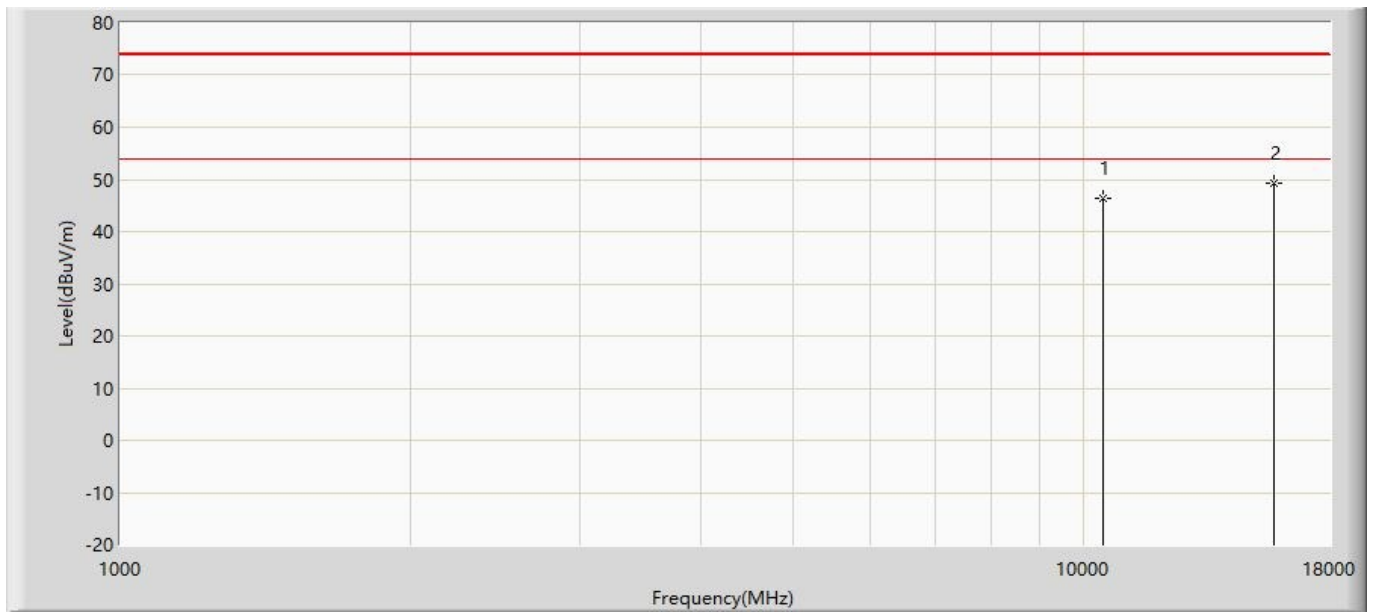
No	Mark	Frequency (MHz)	Measure Level (dBuV/m)	Reading Level (dBuV)	Over Limit (dB)	Limit (dBuV/m)	Factor (dB)	Type
1		10440.000	46.386	49.386	-27.614	74.000	-3.000	PK
2	*	15660.000	47.457	49.416	-26.543	74.000	-1.959	PK

Profile: 2250816R	Page No.: 187
Engineer: Yu Liu	
Site: AC5	Time: 2022/06/21 - 22:24
Limit: FCC_Part15.209_RE(3m)	Margin: 0
Probe: HORN_3117_00167055(1-18GHZ)	Polarity: Horizontal
EUT: Touch All In One Computer	Power: AC 120V/60Hz
Note: Mode 4:Transmit at 5240MHz by 11ac20	



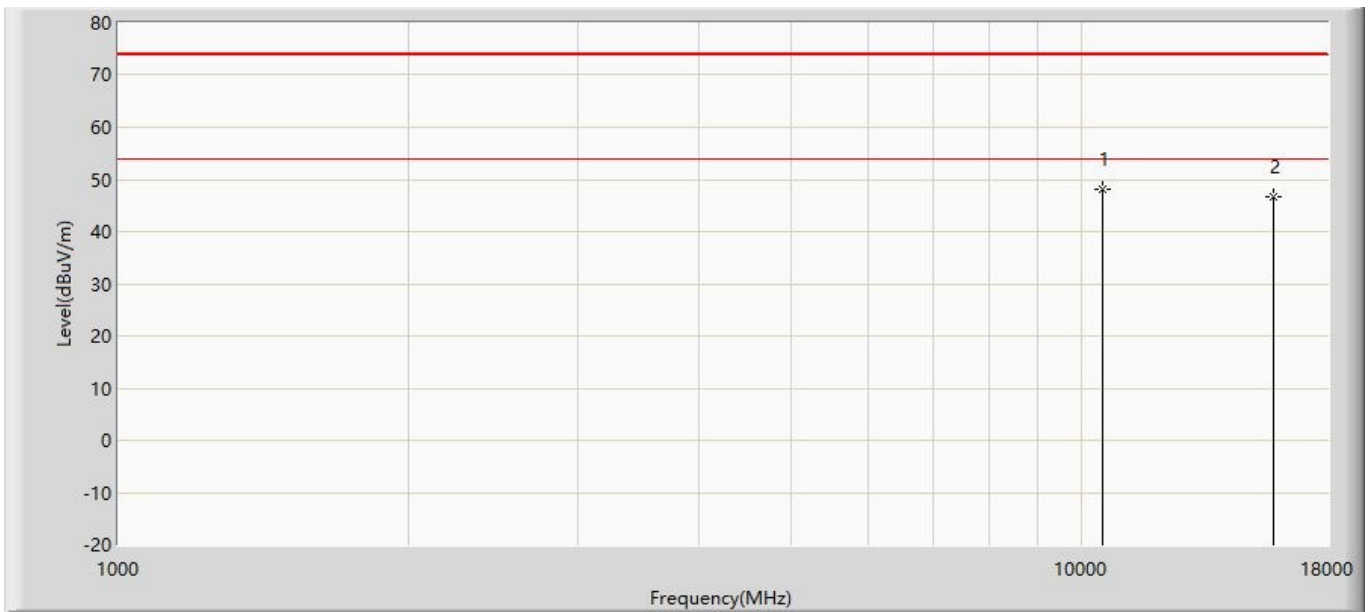
No	Mark	Frequency (MHz)	Measure Level (dBuV/m)	Reading Level (dBuV)	Over Limit (dB)	Limit (dBuV/m)	Factor (dB)	Type
1		10480.000	46.448	49.209	-27.552	74.000	-2.761	PK
2	*	15720.000	50.727	52.105	-23.273	74.000	-1.378	PK

Profile: 2250816R	Page No.: 188
Engineer: Yu Liu	
Site: AC5	Time: 2022/06/21 - 22:25
Limit: FCC_Part15.209_RE(3m)	Margin: 0
Probe: HORN_3117_00167055(1-18GHZ)	Polarity: Vertical
EUT: Touch All In One Computer	Power: AC 120V/60Hz
Note: Mode 4:Transmit at 5240MHz by 11ac20	



No	Mark	Frequency (MHz)	Measure Level (dBuV/m)	Reading Level (dBuV)	Over Limit (dB)	Limit (dBuV/m)	Factor (dB)	Type
1		10480.000	46.458	49.219	-27.542	74.000	-2.761	PK
2	*	15720.000	49.192	50.570	-24.808	74.000	-1.378	PK

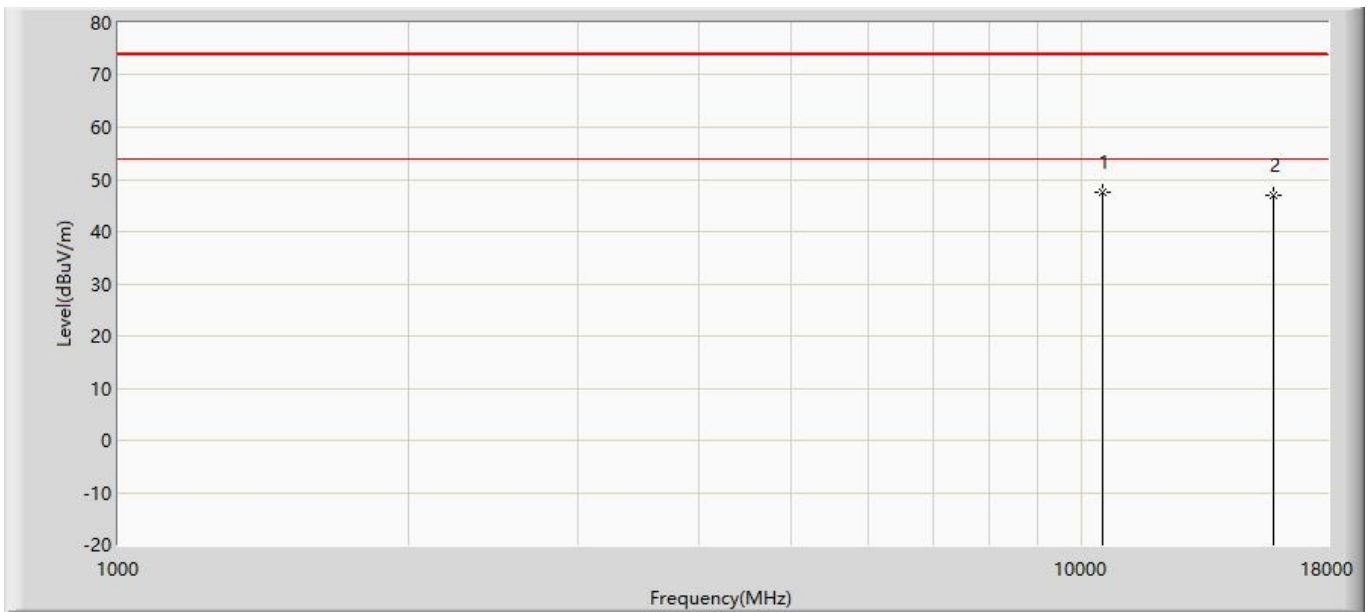
Profile: 2250816R	Page No.: 189
Engineer: Yu Liu	
Site: AC5	Time: 2022/06/21 - 22:25
Limit: FCC_Part15.209_RE(3m)	Margin: 0
Probe: HORN_3117_00167055(1-18GHZ)	Polarity: Horizontal
EUT: Touch All In One Computer	Power: AC 120V/60Hz
Note: Mode 4:Transmit at 5260MHz by 11ac20	



No	Mark	Frequency (MHz)	Measure Level (dBuV/m)	Reading Level (dBuV)	Over Limit (dB)	Limit (dBuV/m)	Factor (dB)	Type
1	*	10520.000	48.197	50.617	-25.803	74.000	-2.420	PK
2		15780.000	46.731	48.698	-27.269	74.000	-1.966	PK

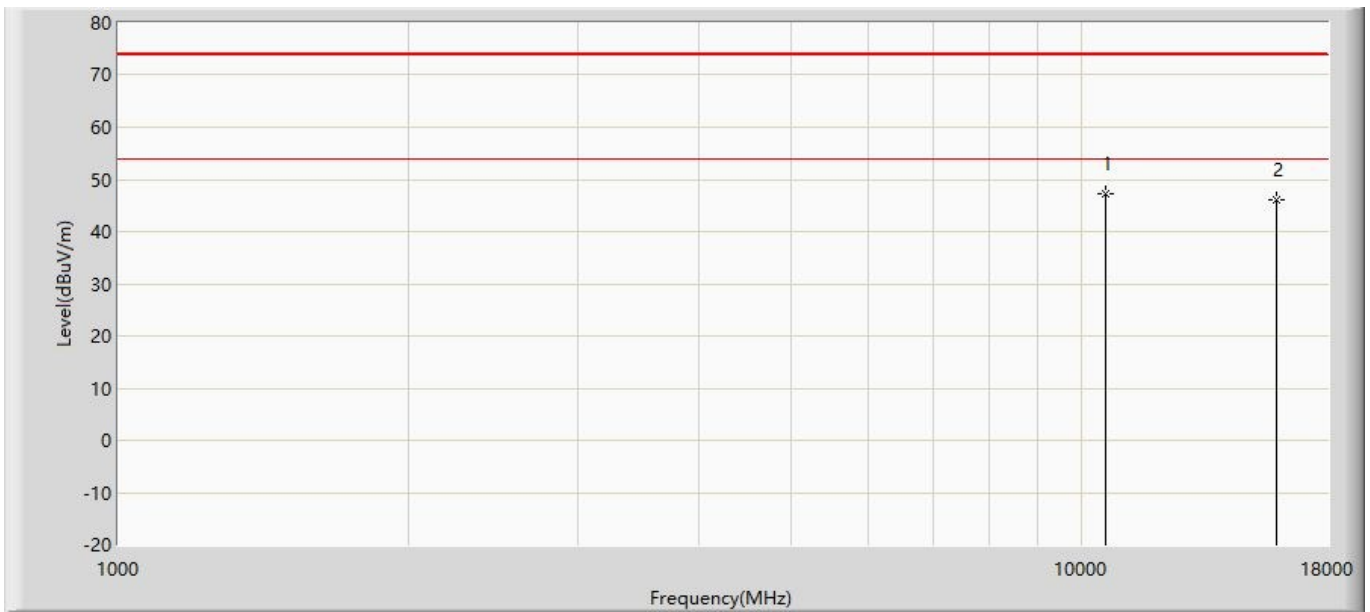


Profile: 2250816R	Page No.: 190
Engineer: Yu Liu	
Site: AC5	Time: 2022/06/21 - 22:25
Limit: FCC_Part15.209_RE(3m)	Margin: 0
Probe: HORN_3117_00167055(1-18GHZ)	Polarity: Vertical
EUT: Touch All In One Computer	Power: AC 120V/60Hz
Note: Mode 4:Transmit at 5260MHz by 11ac20	



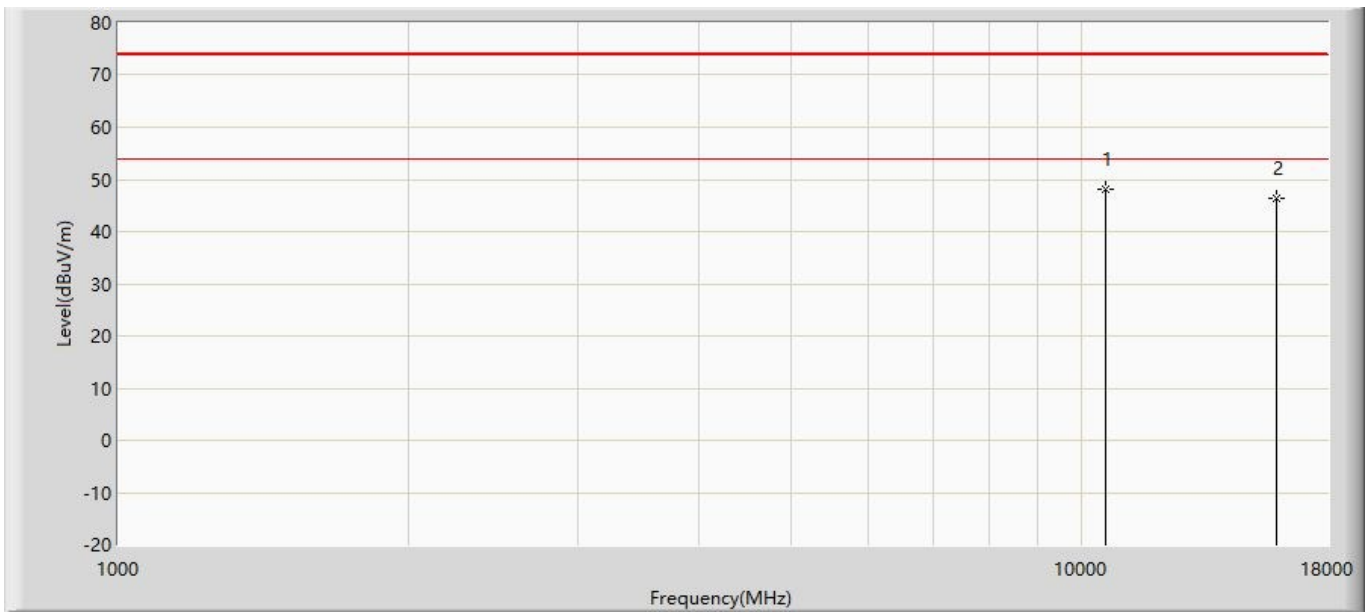
No	Mark	Frequency (MHz)	Measure Level (dBuV/m)	Reading Level (dBuV)	Over Limit (dB)	Limit (dBuV/m)	Factor (dB)	Type
1	*	10520.000	47.475	49.895	-26.525	74.000	-2.420	PK
2		15780.000	47.065	49.032	-26.935	74.000	-1.966	PK

Profile: 2250816R	Page No.: 191
Engineer: Yu Liu	
Site: AC5	Time: 2022/06/21 - 22:25
Limit: FCC_Part15.209_RE(3m)	Margin: 0
Probe: HORN_3117_00167055(1-18GHZ)	Polarity: Horizontal
EUT: Touch All In One Computer	Power: AC 120V/60Hz
Note: Mode 4:Transmit at 5300MHz by 11ac20	



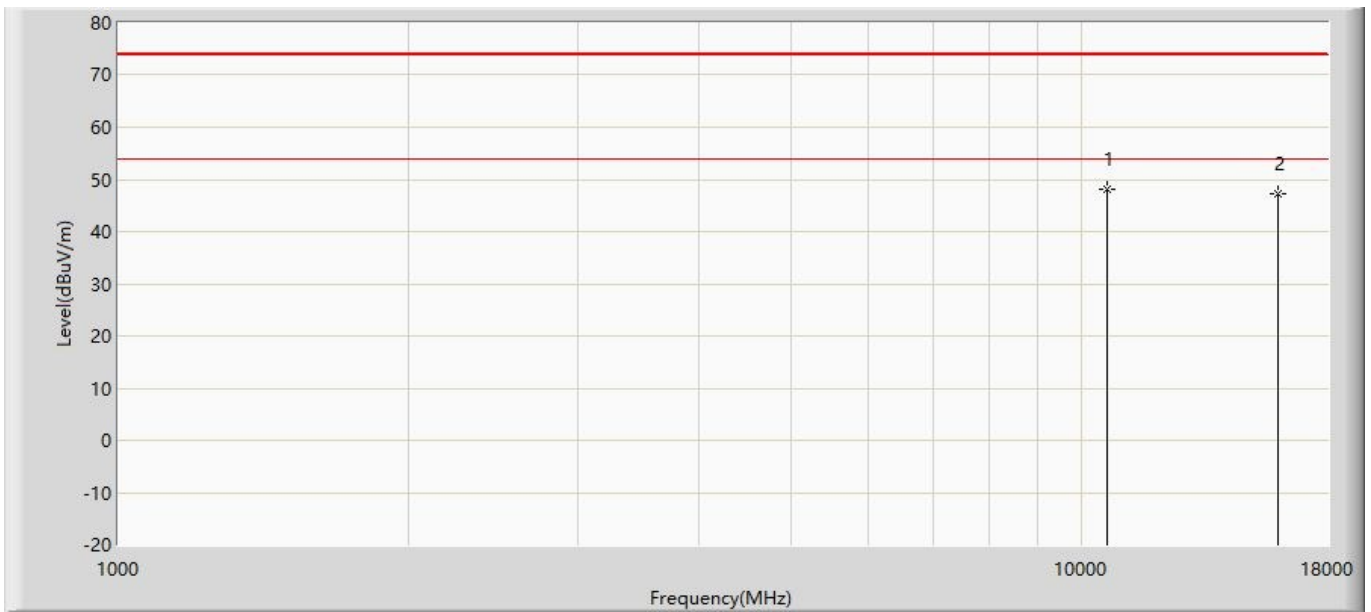
No	Mark	Frequency (MHz)	Measure Level (dBuV/m)	Reading Level (dBuV)	Over Limit (dB)	Limit (dBuV/m)	Factor (dB)	Type
1	*	10600.000	47.233	49.441	-26.767	74.000	-2.208	PK
2		15900.000	46.035	48.192	-27.965	74.000	-2.157	PK

Profile: 2250816R	Page No.: 192
Engineer: Yu Liu	
Site: AC5	Time: 2022/06/21 - 22:25
Limit: FCC_Part15.209_RE(3m)	Margin: 0
Probe: HORN_3117_00167055(1-18GHZ)	Polarity: Vertical
EUT: Touch All In One Computer	Power: AC 120V/60Hz
Note: Mode 4:Transmit at 5300MHz by 11ac20	



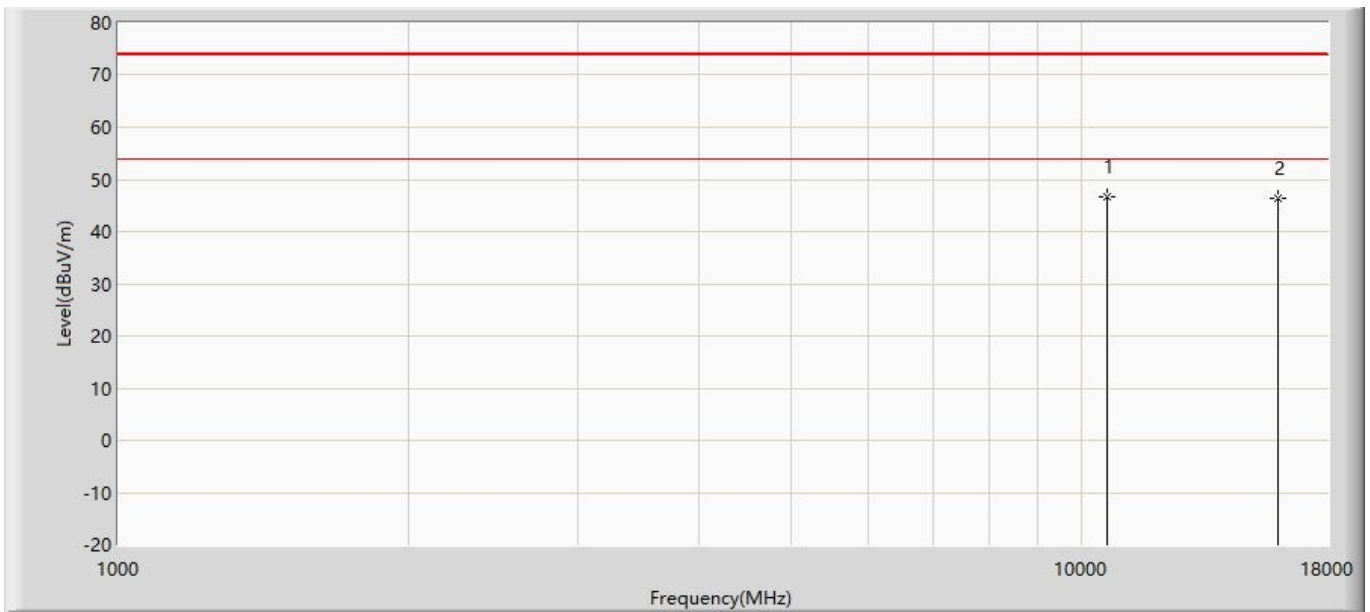
No	Mark	Frequency (MHz)	Measure Level (dBuV/m)	Reading Level (dBuV)	Over Limit (dB)	Limit (dBuV/m)	Factor (dB)	Type
1	*	10600.000	48.059	50.267	-25.941	74.000	-2.208	PK
2		15900.000	46.250	48.407	-27.750	74.000	-2.157	PK

Profile: 2250816R	Page No.: 193
Engineer: Yu Liu	
Site: AC5	Time: 2022/06/21 - 22:25
Limit: FCC_Part15.209_RE(3m)	Margin: 0
Probe: HORN_3117_00167055(1-18GHZ)	Polarity: Horizontal
EUT: Touch All In One Computer	Power: AC 120V/60Hz
Note: Mode 4:Transmit at 5320MHz by 11ac20	



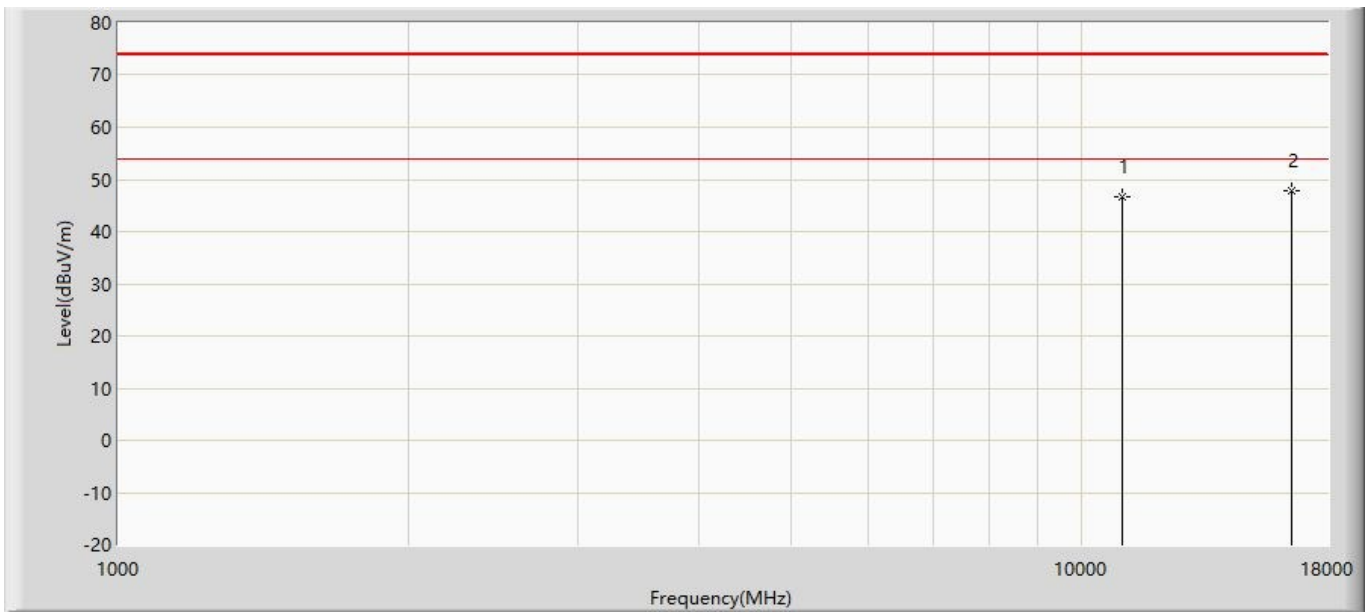
No	Mark	Frequency (MHz)	Measure Level (dBuV/m)	Reading Level (dBuV)	Over Limit (dB)	Limit (dBuV/m)	Factor (dB)	Type
1	*	10640.000	47.984	50.241	-26.016	74.000	-2.258	PK
2		15960.000	47.153	49.039	-26.847	74.000	-1.886	PK

Profile: 2250816R	Page No.: 194
Engineer: Yu Liu	
Site: AC5	Time: 2022/06/21 - 22:25
Limit: FCC_Part15.209_RE(3m)	Margin: 0
Probe: HORN_3117_00167055(1-18GHZ)	Polarity: Vertical
EUT: Touch All In One Computer	Power: AC 120V/60Hz
Note: Mode 4:Transmit at 5320MHz by 11ac20	



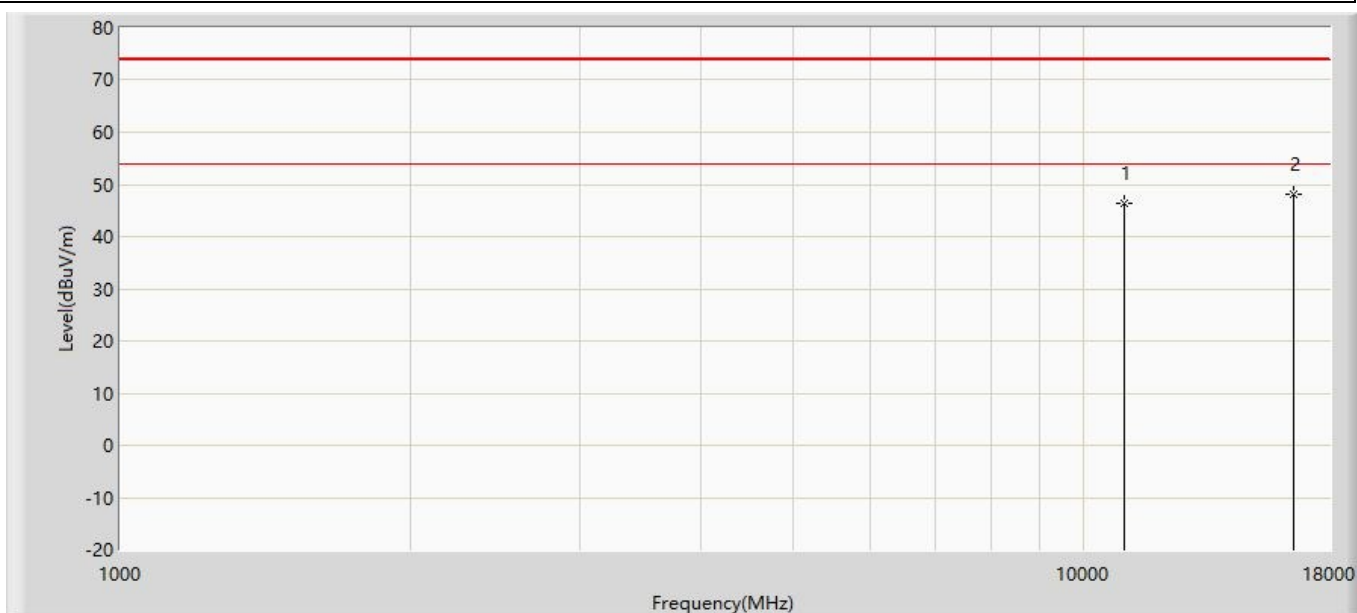
No	Mark	Frequency (MHz)	Measure Level (dBuV/m)	Reading Level (dBuV)	Over Limit (dB)	Limit (dBuV/m)	Factor (dB)	Type
1	*	10640.000	46.674	48.931	-27.326	74.000	-2.258	PK
2		15960.000	46.437	48.323	-27.563	74.000	-1.886	PK

Profile: 2250816R	Page No.: 195
Engineer: Yu Liu	
Site: AC5	Time: 2022/06/21 - 22:25
Limit: FCC_Part15.209_RE(3m)	Margin: 0
Probe: HORN_3117_00167055(1-18GHZ)	Polarity: Horizontal
EUT: Touch All In One Computer	Power: AC 120V/60Hz
Note: Mode 4:Transmit at 5500MHz by 11ac20	



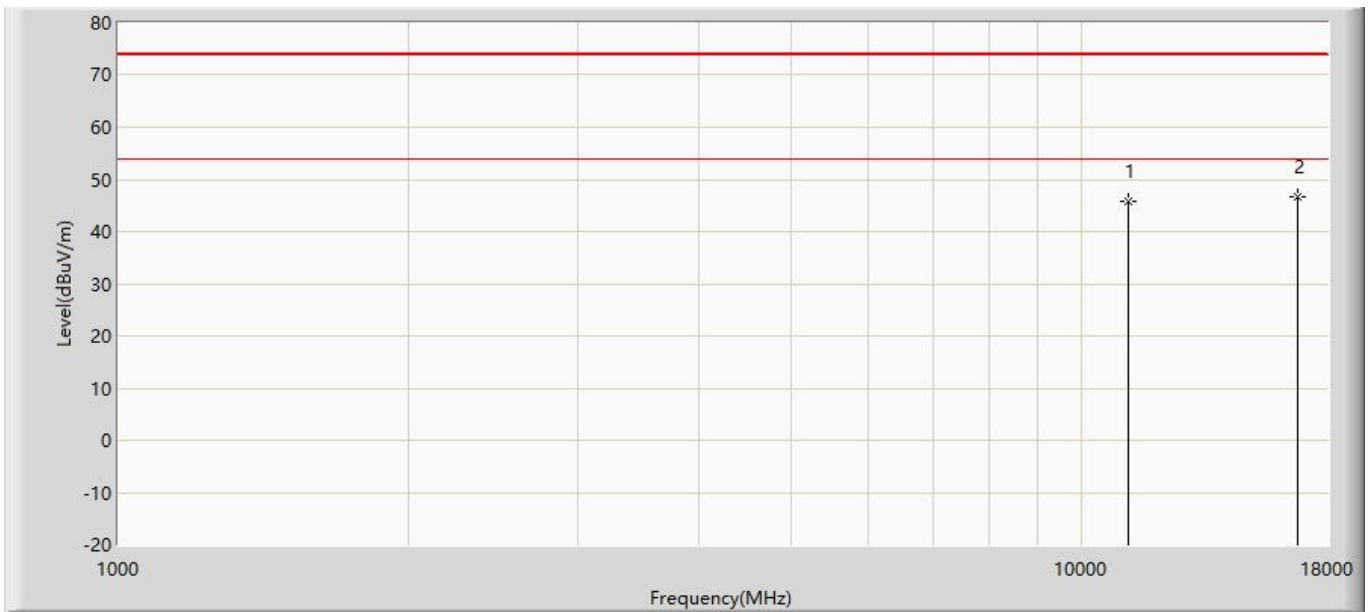
No	Mark	Frequency (MHz)	Measure Level (dBuV/m)	Reading Level (dBuV)	Over Limit (dB)	Limit (dBuV/m)	Factor (dB)	Type
1		11000.000	46.705	48.612	-27.295	74.000	-1.907	PK
2	*	16500.000	47.693	47.806	-26.307	74.000	-0.114	PK

Profile: 2250816R	Page No.: 196
Engineer: Yu Liu	
Site: AC5	Time: 2022/06/21 - 22:25
Limit: FCC_Part15.209_RE(3m)	Margin: 0
Probe: HORN_3117_00167055(1-18GHZ)	Polarity: Vertical
EUT: Touch All In One Computer	Power: AC 120V/60Hz
Note: Mode 4:Transmit at 5500MHz by 11ac20	



No	Mark	Frequency (MHz)	Measure Level (dBuV/m)	Reading Level (dBuV)	Over Limit (dB)	Limit (dBuV/m)	Factor (dB)	Type
1		11000.000	46.404	48.311	-27.596	74.000	-1.907	PK
2	*	16500.000	48.175	48.288	-25.825	74.000	-0.114	PK

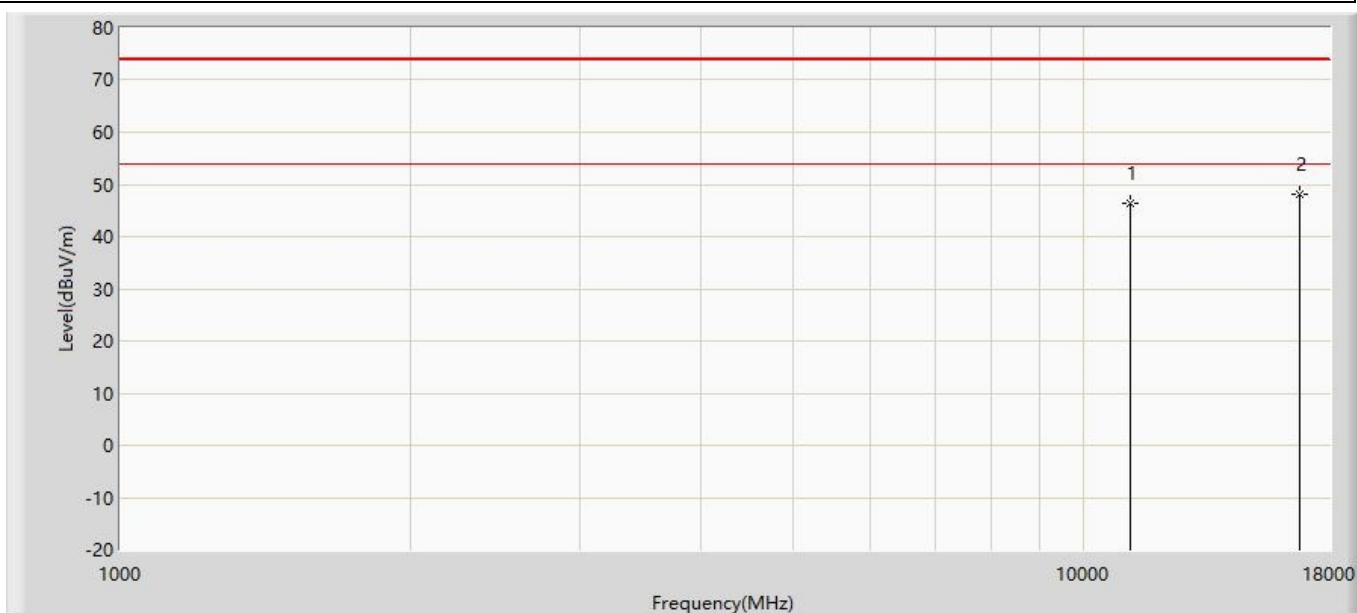
Profile: 2250816R	Page No.: 197
Engineer: Yu Liu	
Site: AC5	Time: 2022/06/21 - 22:25
Limit: FCC_Part15.209_RE(3m)	Margin: 0
Probe: HORN_3117_00167055(1-18GHZ)	Polarity: Horizontal
EUT: Touch All In One Computer	Power: AC 120V/60Hz
Note: Mode 4:Transmit at 5580MHz by 11ac20	



No	Mark	Frequency (MHz)	Measure Level (dBuV/m)	Reading Level (dBuV)	Over Limit (dB)	Limit (dBuV/m)	Factor (dB)	Type
1		11160.000	45.720	47.866	-28.280	74.000	-2.146	PK
2	*	16740.000	46.706	46.819	-27.294	74.000	-0.112	PK

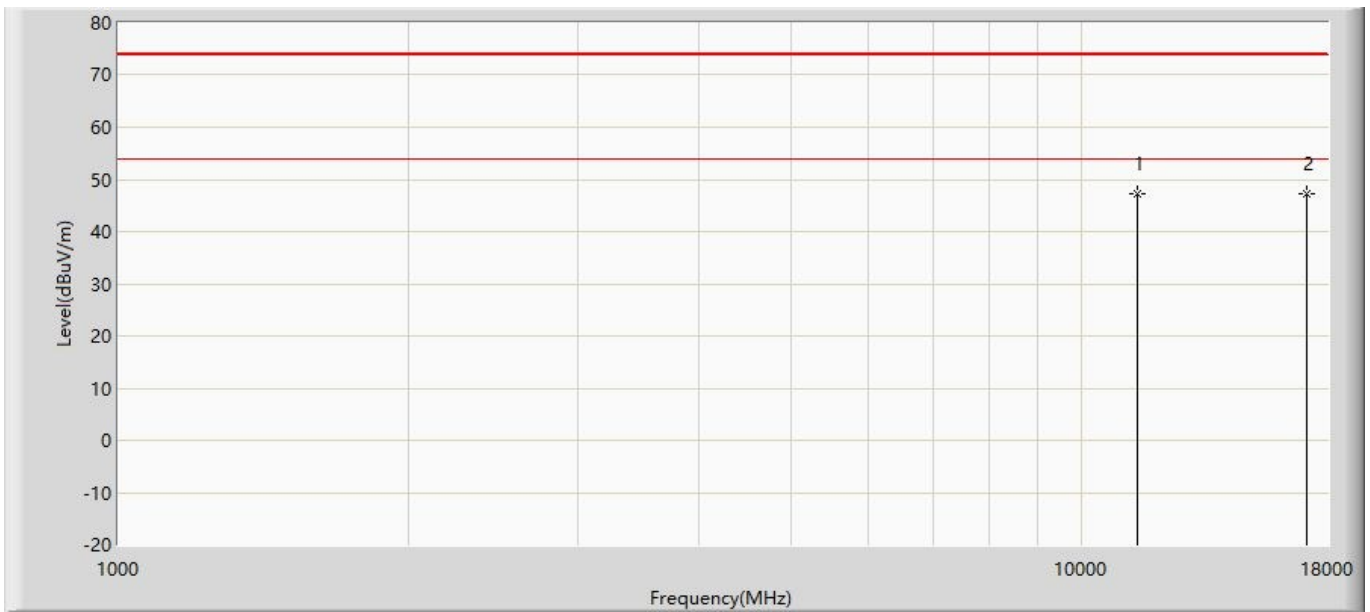


Profile: 2250816R	Page No.: 198
Engineer: Yu Liu	
Site: AC5	Time: 2022/06/21 - 22:25
Limit: FCC_Part15.209_RE(3m)	Margin: 0
Probe: HORN_3117_00167055(1-18GHZ)	Polarity: Vertical
EUT: Touch All In One Computer	Power: AC 120V/60Hz
Note: Mode 4:Transmit at 5580MHz by 11ac20	



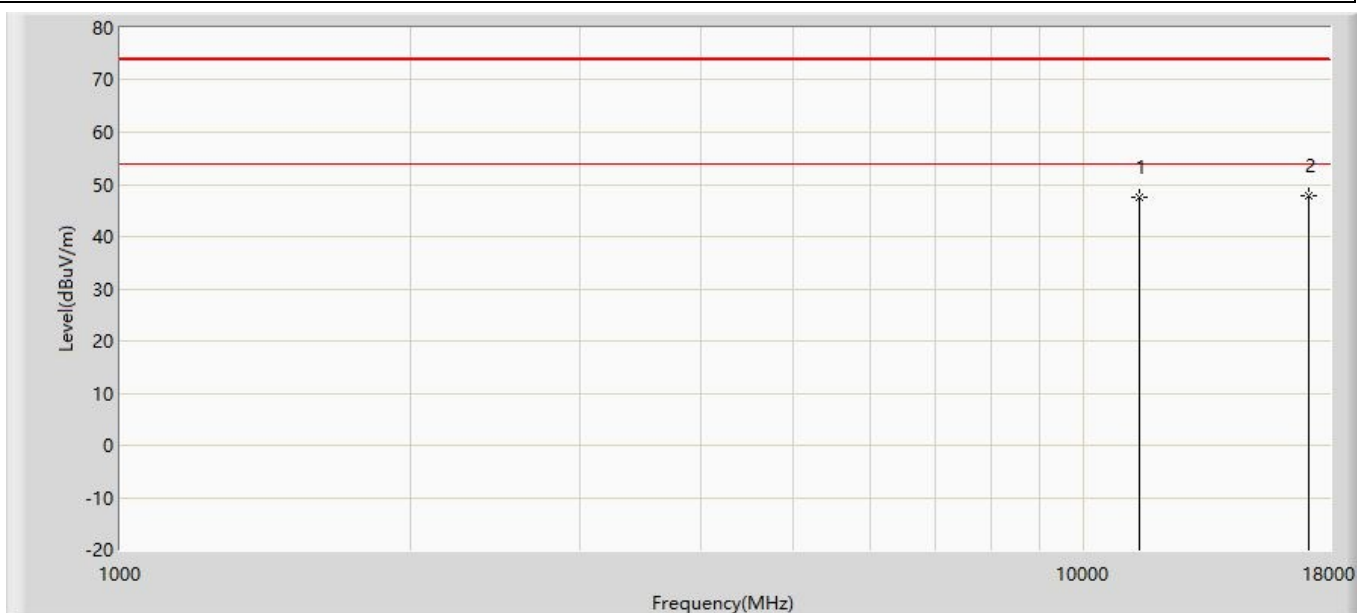
No	Mark	Frequency (MHz)	Measure Level (dBuV/m)	Reading Level (dBuV)	Over Limit (dB)	Limit (dBuV/m)	Factor (dB)	Type
1		11160.000	46.318	48.464	-27.682	74.000	-2.146	PK
2	*	16740.000	48.155	48.268	-25.845	74.000	-0.112	PK

Profile: 2250816R	Page No.: 199
Engineer: Yu Liu	
Site: AC5	Time: 2022/06/21 - 22:25
Limit: FCC_Part15.209_RE(3m)	Margin: 0
Probe: HORN_3117_00167055(1-18GHZ)	Polarity: Horizontal
EUT: Touch All In One Computer	Power: AC 120V/60Hz
Note: Mode 4:Transmit at 5700MHz by 11ac20	



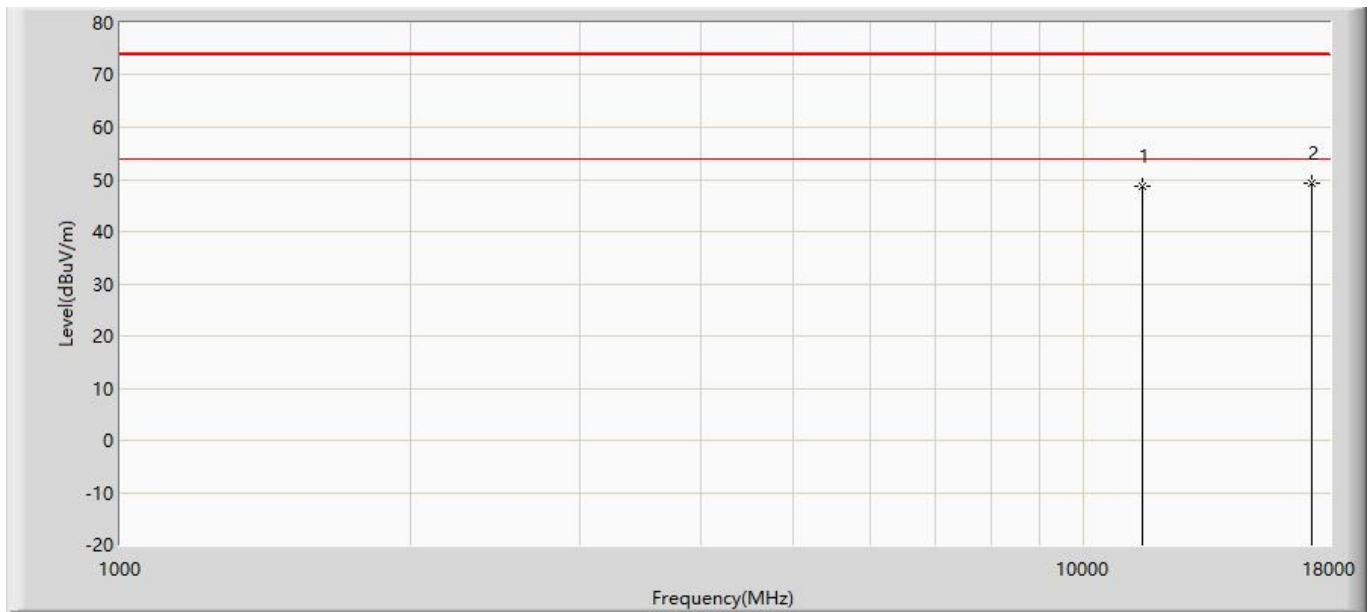
No	Mark	Frequency (MHz)	Measure Level (dBuV/m)	Reading Level (dBuV)	Over Limit (dB)	Limit (dBuV/m)	Factor (dB)	Type
1	*	11400.000	47.374	48.574	-26.626	74.000	-1.201	PK
2		17100.000	47.254	46.529	-26.746	74.000	0.726	PK

Profile: 2250816R	Page No.: 200
Engineer: Yu Liu	
Site: AC5	Time: 2022/06/21 - 22:25
Limit: FCC_Part15.209_RE(3m)	Margin: 0
Probe: HORN_3117_00167055(1-18GHZ)	Polarity: Vertical
EUT: Touch All In One Computer	Power: AC 120V/60Hz
Note: Mode 4:Transmit at 5700MHz by 11ac20	



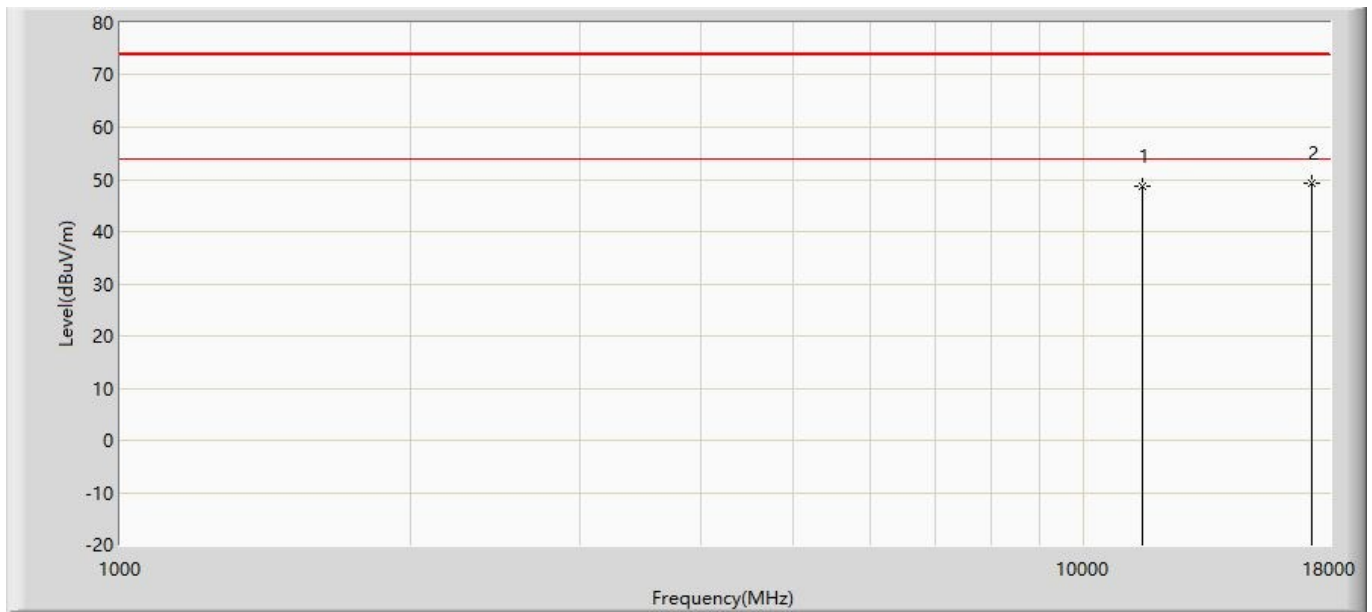
No	Mark	Frequency (MHz)	Measure Level (dBuV/m)	Reading Level (dBuV)	Over Limit (dB)	Limit (dBuV/m)	Factor (dB)	Type
1		11400.000	47.548	48.748	-26.452	74.000	-1.201	PK
2	*	17100.000	47.759	47.034	-26.241	74.000	0.726	PK

Profile: 2250816R	Page No.: 201
Engineer: Yu Liu	
Site: AC5	Time: 2022/06/21 - 22:26
Limit: FCC_Part15.209_RE(3m)	Margin: 0
Probe: HORN_3117_00167055(1-18GHZ)	Polarity: Horizontal
EUT: Touch All In One Computer	Power: AC 120V/60Hz
Note: Mode 4:Transmit at 5745MHz by 11ac20	



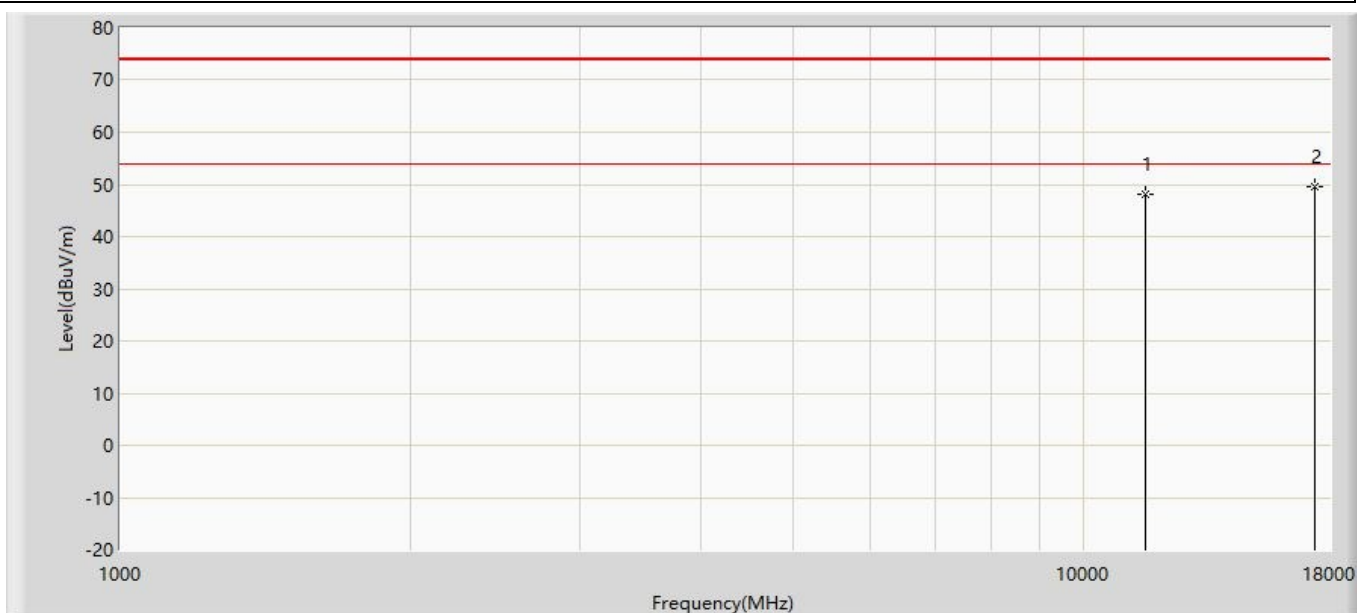
No	Mark	Frequency (MHz)	Measure Level (dBuV/m)	Reading Level (dBuV)	Over Limit (dB)	Limit (dBuV/m)	Factor (dB)	Type
1		11490.000	48.602	49.533	-25.398	74.000	-0.931	PK
2	*	17235.000	49.163	47.482	-24.837	74.000	1.681	PK

Profile: 2250816R	Page No.: 202
Engineer: Yu Liu	
Site: AC5	Time: 2022/06/21 - 22:26
Limit: FCC_Part15.209_RE(3m)	Margin: 0
Probe: HORN_3117_00167055(1-18GHZ)	Polarity: Vertical
EUT: Touch All In One Computer	Power: AC 120V/60Hz
Note: Mode 4:Transmit at 5745MHz by 11ac20	



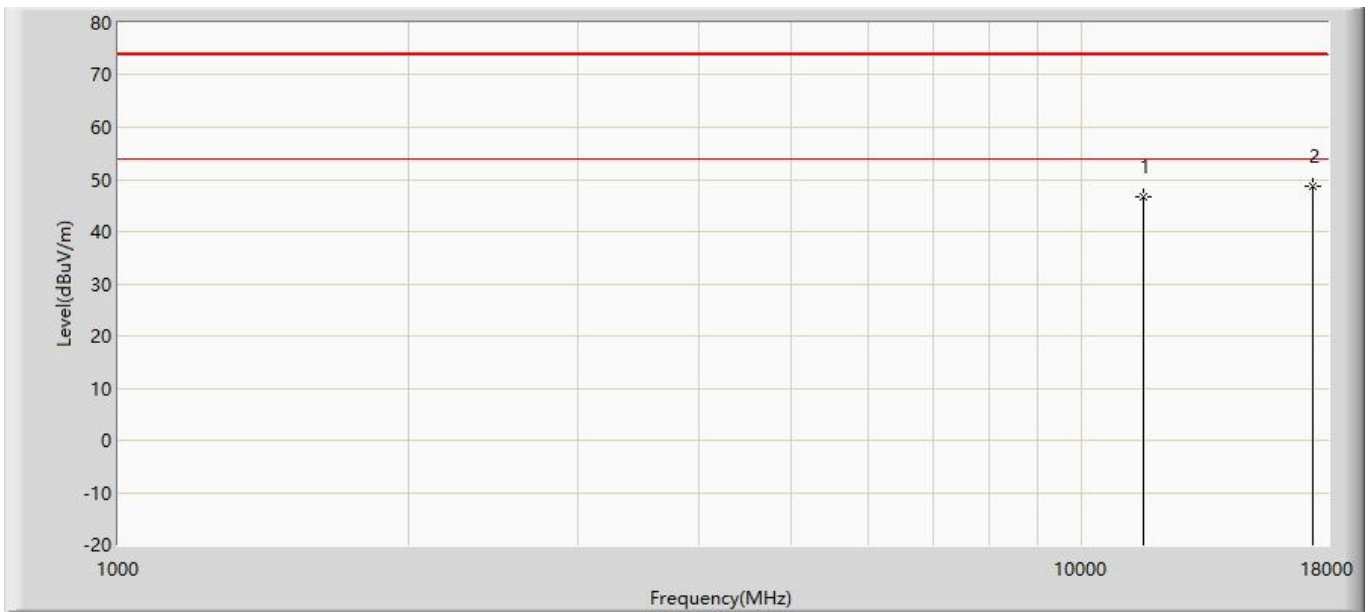
No	Mark	Frequency (MHz)	Measure Level (dBuV/m)	Reading Level (dBuV)	Over Limit (dB)	Limit (dBuV/m)	Factor (dB)	Type
1		11490.000	48.701	49.632	-25.299	74.000	-0.931	PK
2	*	17235.000	49.201	47.520	-24.799	74.000	1.681	PK

Profile: 2250816R	Page No.: 203
Engineer: Yu Liu	
Site: AC5	Time: 2022/06/21 - 22:26
Limit: FCC_Part15.209_RE(3m)	Margin: 0
Probe: HORN_3117_00167055(1-18GHZ)	Polarity: Horizontal
EUT: Touch All In One Computer	Power: AC 120V/60Hz
Note: Mode 4:Transmit at 5785MHz by 11ac20	



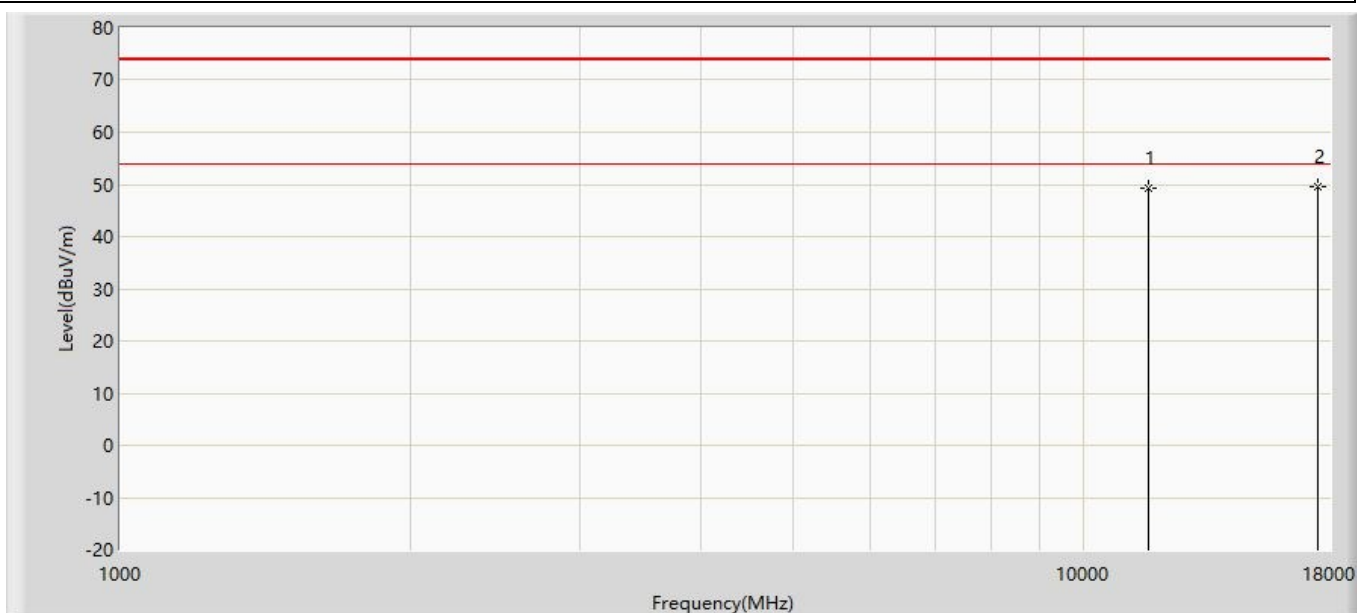
No	Mark	Frequency (MHz)	Measure Level (dBuV/m)	Reading Level (dBuV)	Over Limit (dB)	Limit (dBuV/m)	Factor (dB)	Type
1		11570.000	48.250	48.956	-25.750	74.000	-0.706	PK
2	*	17355.000	49.476	47.496	-24.524	74.000	1.980	PK

Profile: 2250816R	Page No.: 204
Engineer: Yu Liu	
Site: AC5	Time: 2022/06/21 - 22:26
Limit: FCC_Part15.209_RE(3m)	Margin: 0
Probe: HORN_3117_00167055(1-18GHZ)	Polarity: Vertical
EUT: Touch All In One Computer	Power: AC 120V/60Hz
Note: Mode 4:Transmit at 5785MHz by 11ac20	



No	Mark	Frequency (MHz)	Measure Level (dBuV/m)	Reading Level (dBuV)	Over Limit (dB)	Limit (dBuV/m)	Factor (dB)	Type
1		11570.000	46.703	47.409	-27.297	74.000	-0.706	PK
2	*	17355.000	48.725	46.745	-25.275	74.000	1.980	PK

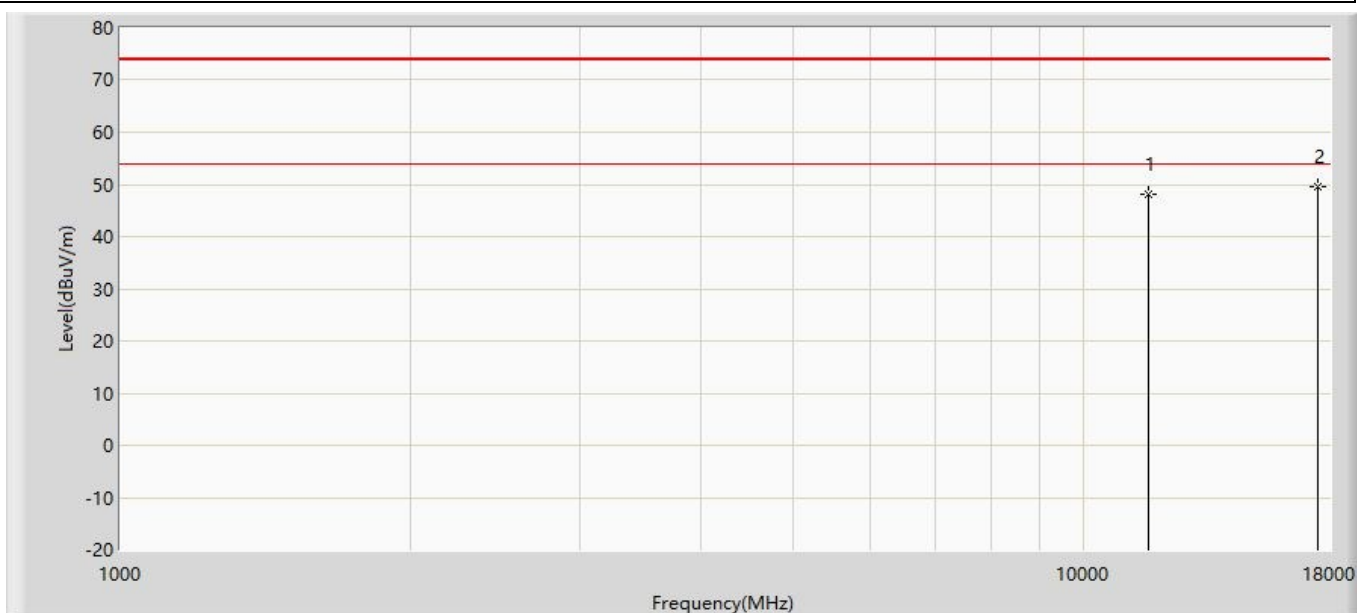
Profile: 2250816R	Page No.: 205
Engineer: Yu Liu	
Site: AC5	Time: 2022/06/21 - 22:26
Limit: FCC_Part15.209_RE(3m)	Margin: 0
Probe: HORN_3117_00167055(1-18GHZ)	Polarity: Horizontal
EUT: Touch All In One Computer	Power: AC 120V/60Hz
Note: Mode 4:Transmit at 5825MHz by 11ac20	



No	Mark	Frequency (MHz)	Measure Level (dBuV/m)	Reading Level (dBuV)	Over Limit (dB)	Limit (dBuV/m)	Factor (dB)	Type
1		11650.000	49.334	49.411	-24.666	74.000	-0.078	PK
2	*	17475.000	49.686	47.252	-24.314	74.000	2.434	PK

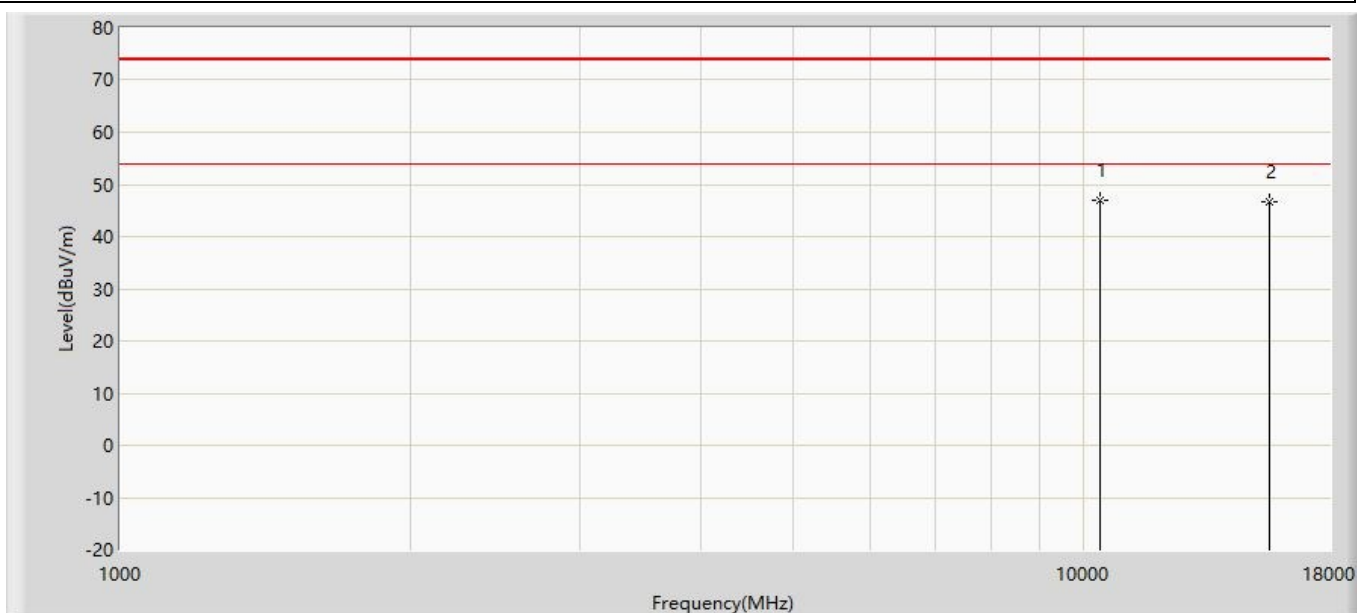


Profile: 2250816R	Page No.: 206
Engineer: Yu Liu	
Site: AC5	Time: 2022/06/21 - 22:26
Limit: FCC_Part15.209_RE(3m)	Margin: 0
Probe: HORN_3117_00167055(1-18GHZ)	Polarity: Vertical
EUT: Touch All In One Computer	Power: AC 120V/60Hz
Note: Mode 4:Transmit at 5825MHz by 11ac20	



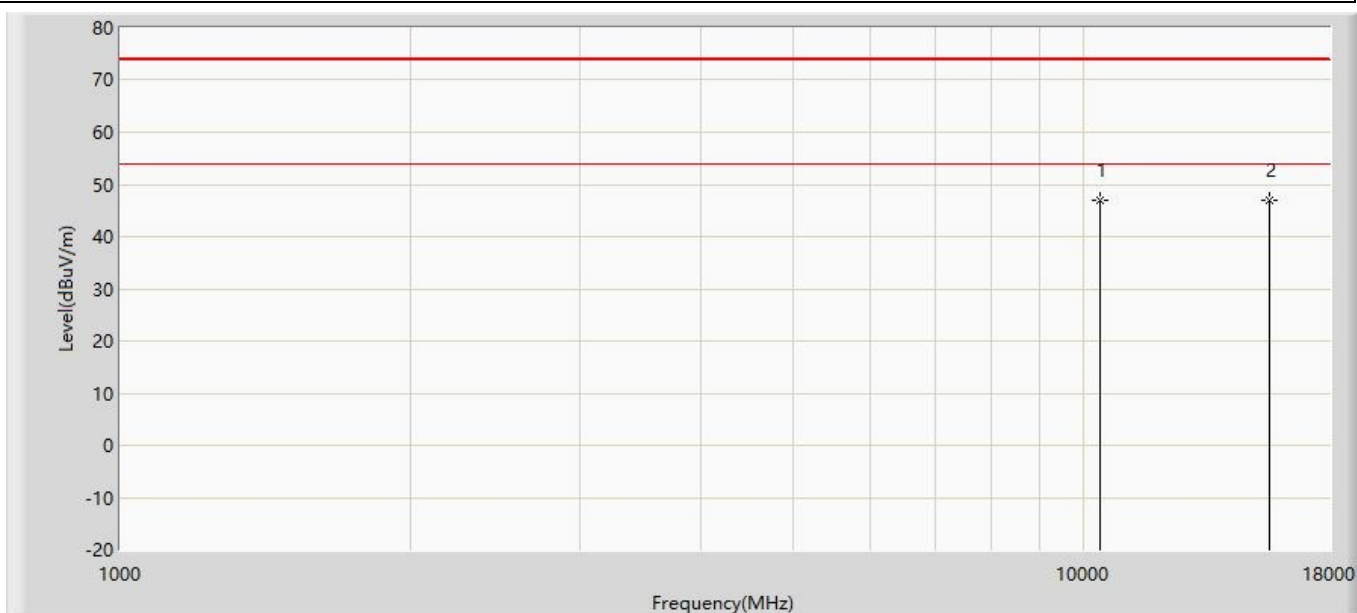
No	Mark	Frequency (MHz)	Measure Level (dBuV/m)	Reading Level (dBuV)	Over Limit (dB)	Limit (dBuV/m)	Factor (dB)	Type
1		11650.000	48.166	48.243	-25.834	74.000	-0.078	PK
2	*	17475.000	49.517	47.083	-24.483	74.000	2.434	PK

Profile: 2250816R	Page No.: 207
Engineer: Yu Liu	
Site: AC5	Time: 2022/06/21 - 22:26
Limit: FCC_Part15.209_RE(3m)	Margin: 0
Probe: HORN_3117_00167055(1-18GHZ)	Polarity: Horizontal
EUT: Touch All In One Computer	Power: AC 120V/60Hz
Note: Mode 5:Transmit at 5190MHz by 11ac40	



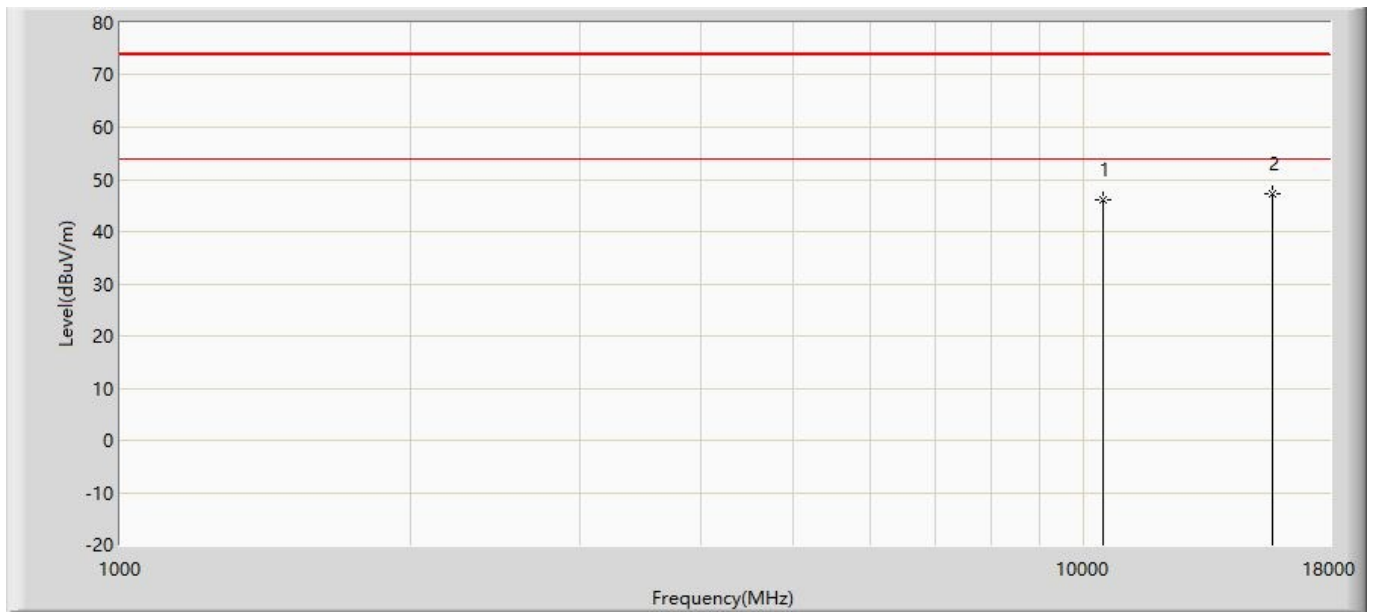
No	Mark	Frequency (MHz)	Measure Level (dBuV/m)	Reading Level (dBuV)	Over Limit (dB)	Limit (dBuV/m)	Factor (dB)	Type
1	*	10380.000	46.951	50.044	-27.049	74.000	-3.093	PK
2		15570.000	46.787	48.732	-27.213	74.000	-1.945	PK

Profile: 2250816R	Page No.: 208
Engineer: Yu Liu	
Site: AC5	Time: 2022/06/21 - 22:26
Limit: FCC_Part15.209_RE(3m)	Margin: 0
Probe: HORN_3117_00167055(1-18GHZ)	Polarity: Vertical
EUT: Touch All In One Computer	Power: AC 120V/60Hz
Note: Mode 5:Transmit at 5190MHz by 11ac40	



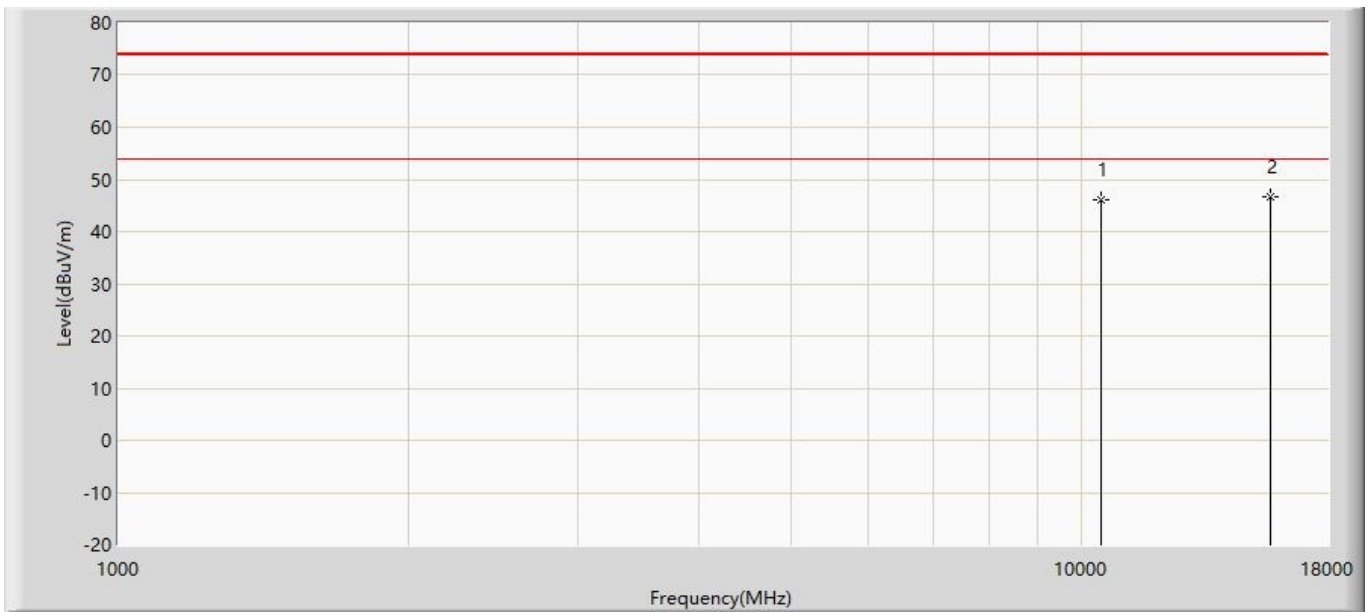
No	Mark	Frequency (MHz)	Measure Level (dBuV/m)	Reading Level (dBuV)	Over Limit (dB)	Limit (dBuV/m)	Factor (dB)	Type
1		10380.000	46.998	50.091	-27.002	74.000	-3.093	PK
2	*	15570.000	47.051	48.996	-26.949	74.000	-1.945	PK

Profile: 2250816R	Page No.: 209
Engineer: Yu Liu	
Site: AC5	Time: 2022/06/21 - 22:26
Limit: FCC_Part15.209_RE(3m)	Margin: 0
Probe: HORN_3117_00167055(1-18GHZ)	Polarity: Horizontal
EUT: Touch All In One Computer	Power: AC 120V/60Hz
Note: Mode 5:Transmit at 5230MHz by 11ac40	



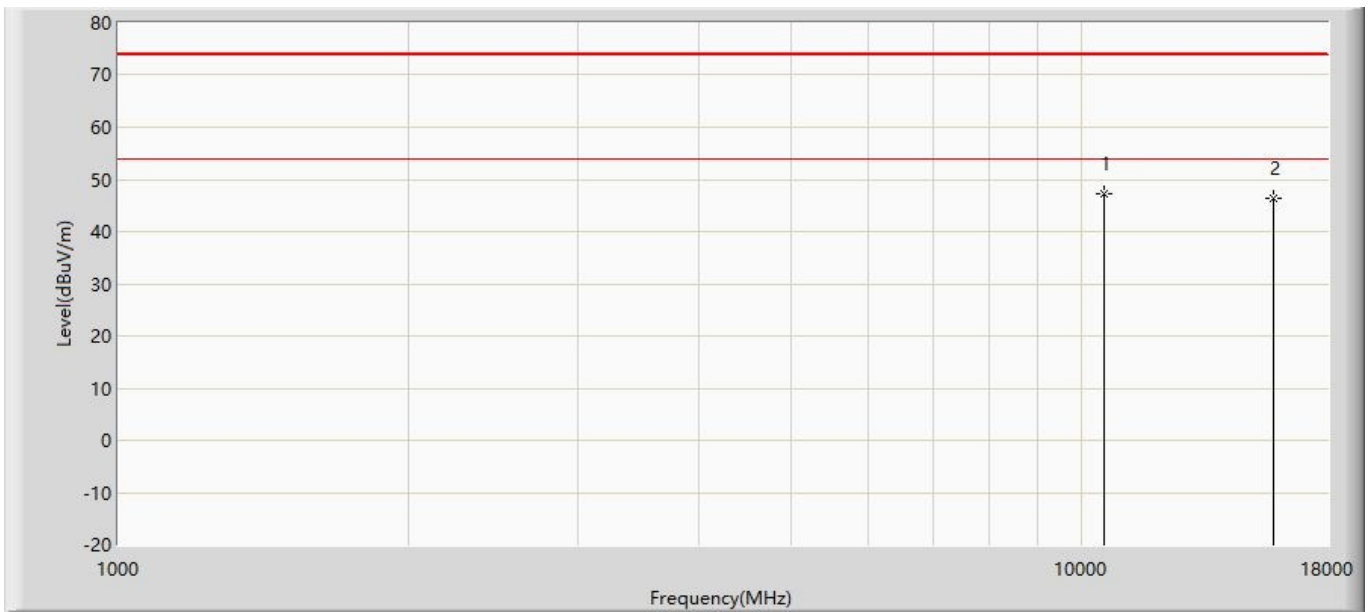
No	Mark	Frequency (MHz)	Measure Level (dBuV/m)	Reading Level (dBuV)	Over Limit (dB)	Limit (dBuV/m)	Factor (dB)	Type
1		10460.000	46.015	48.848	-27.985	74.000	-2.833	PK
2	*	15690.000	47.326	49.249	-26.674	74.000	-1.923	PK

Profile: 2250816R	Page No.: 210
Engineer: Yu Liu	
Site: AC5	Time: 2022/06/21 - 22:26
Limit: FCC_Part15.209_RE(3m)	Margin: 0
Probe: HORN_3117_00167055(1-18GHZ)	Polarity: Vertical
EUT: Touch All In One Computer	Power: AC 120V/60Hz
Note: Mode 5:Transmit at 5230MHz by 11ac40	



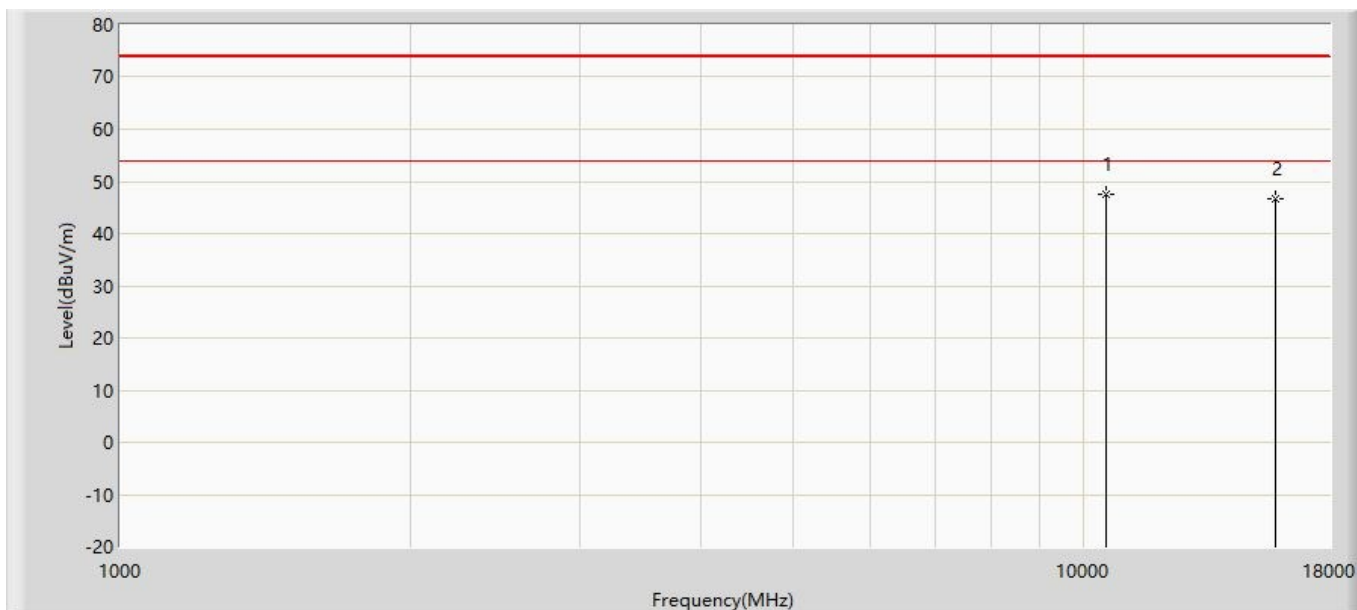
No	Mark	Frequency (MHz)	Measure Level (dBuV/m)	Reading Level (dBuV)	Over Limit (dB)	Limit (dBuV/m)	Factor (dB)	Type
1		10460.000	46.061	48.894	-27.939	74.000	-2.833	PK
2	*	15690.000	46.619	48.542	-27.381	74.000	-1.923	PK

Profile: 2250816R	Page No.: 211
Engineer: Yu Liu	
Site: AC5	Time: 2022/06/21 - 22:26
Limit: FCC_Part15.209_RE(3m)	Margin: 0
Probe: HORN_3117_00167055(1-18GHZ)	Polarity: Horizontal
EUT: Touch All In One Computer	Power: AC 120V/60Hz
Note: Mode 5:Transmit at 5270MHz by 11ac40	



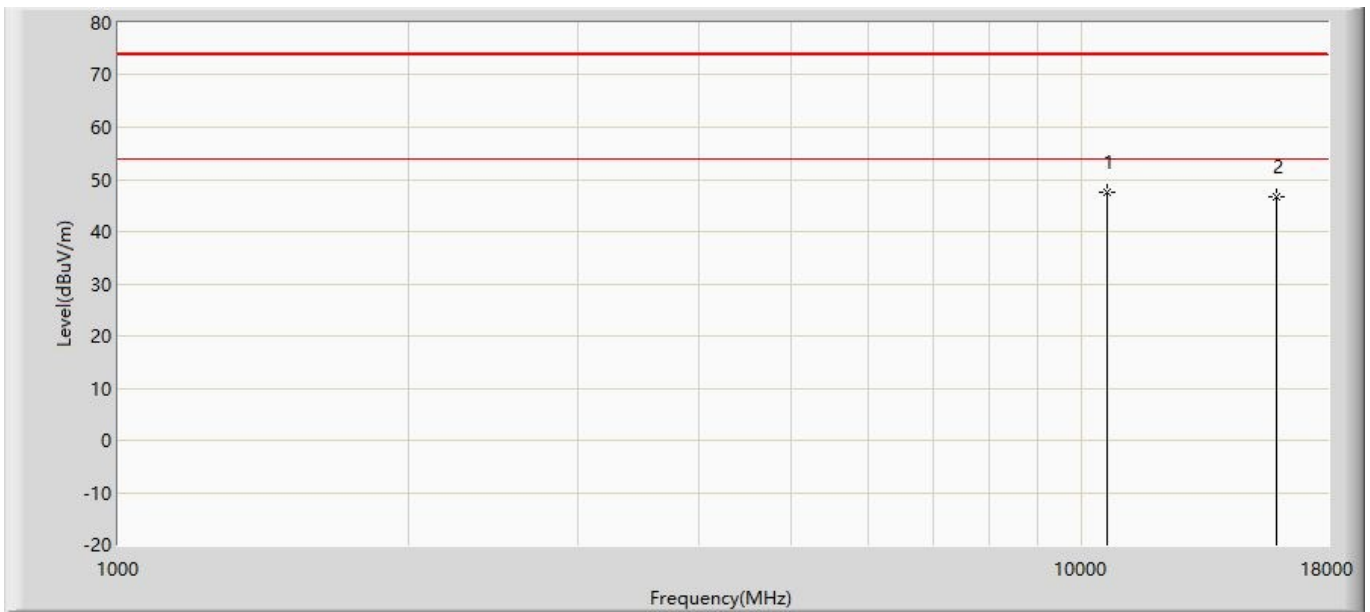
No	Mark	Frequency (MHz)	Measure Level (dBuV/m)	Reading Level (dBuV)	Over Limit (dB)	Limit (dBuV/m)	Factor (dB)	Type
1	*	10540.000	47.123	49.626	-26.877	74.000	-2.502	PK
2		15810.000	46.233	47.818	-27.767	74.000	-1.586	PK

Profile: 2250816R	Page No.: 212
Engineer: Yu Liu	
Site: AC5	Time: 2022/06/21 - 22:26
Limit: FCC_Part15.209_RE(3m)	Margin: 0
Probe: HORN_3117_00167055(1-18GHZ)	Polarity: Vertical
EUT: Touch All In One Computer	Power: AC 120V/60Hz
Note: Mode 5:Transmit at 5270MHz by 11ac40	



No	Mark	Frequency (MHz)	Measure Level (dBuV/m)	Reading Level (dBuV)	Over Limit (dB)	Limit (dBuV/m)	Factor (dB)	Type
1	*	10540.000	47.554	50.057	-26.446	74.000	-2.502	PK
2		15810.000	46.674	48.259	-27.326	74.000	-1.586	PK

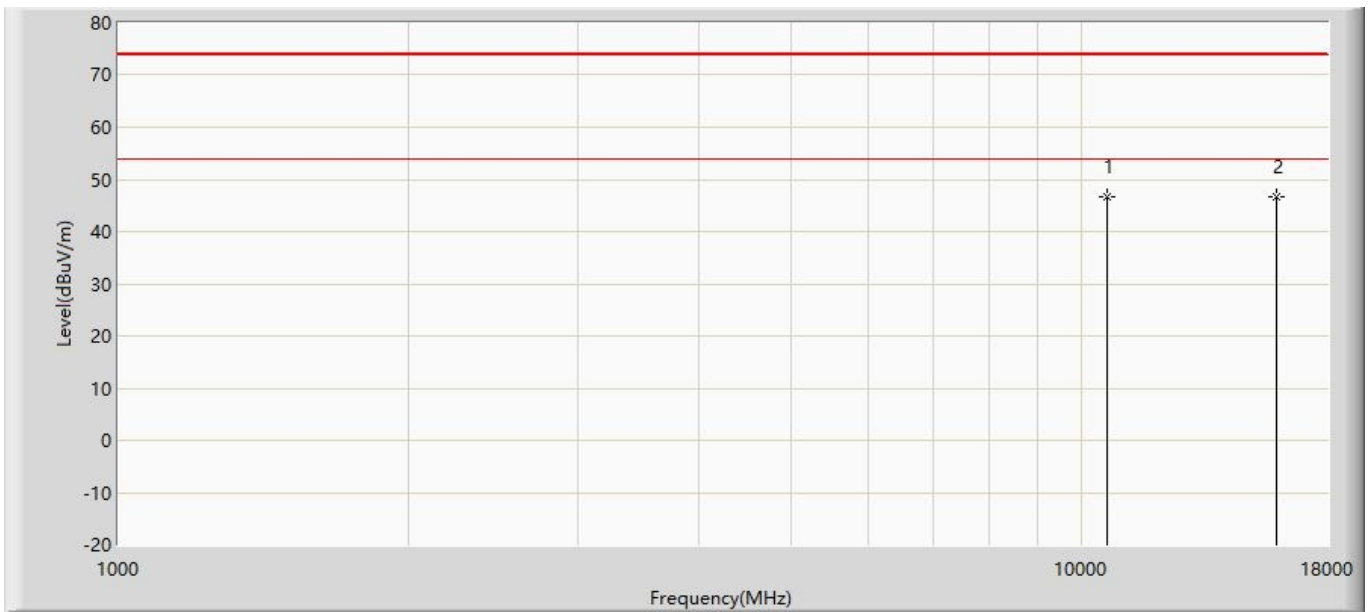
Profile: 2250816R	Page No.: 213
Engineer: Yu Liu	
Site: AC5	Time: 2022/06/21 - 22:26
Limit: FCC_Part15.209_RE(3m)	Margin: 0
Probe: HORN_3117_00167055(1-18GHZ)	Polarity: Horizontal
EUT: Touch All In One Computer	Power: AC 120V/60Hz
Note: Mode 5:Transmit at 5310MHz by 11ac40	



No	Mark	Frequency (MHz)	Measure Level (dBuV/m)	Reading Level (dBuV)	Over Limit (dB)	Limit (dBuV/m)	Factor (dB)	Type
1	*	10620.000	47.476	49.606	-26.524	74.000	-2.130	PK
2		15930.000	46.780	48.307	-27.220	74.000	-1.527	PK

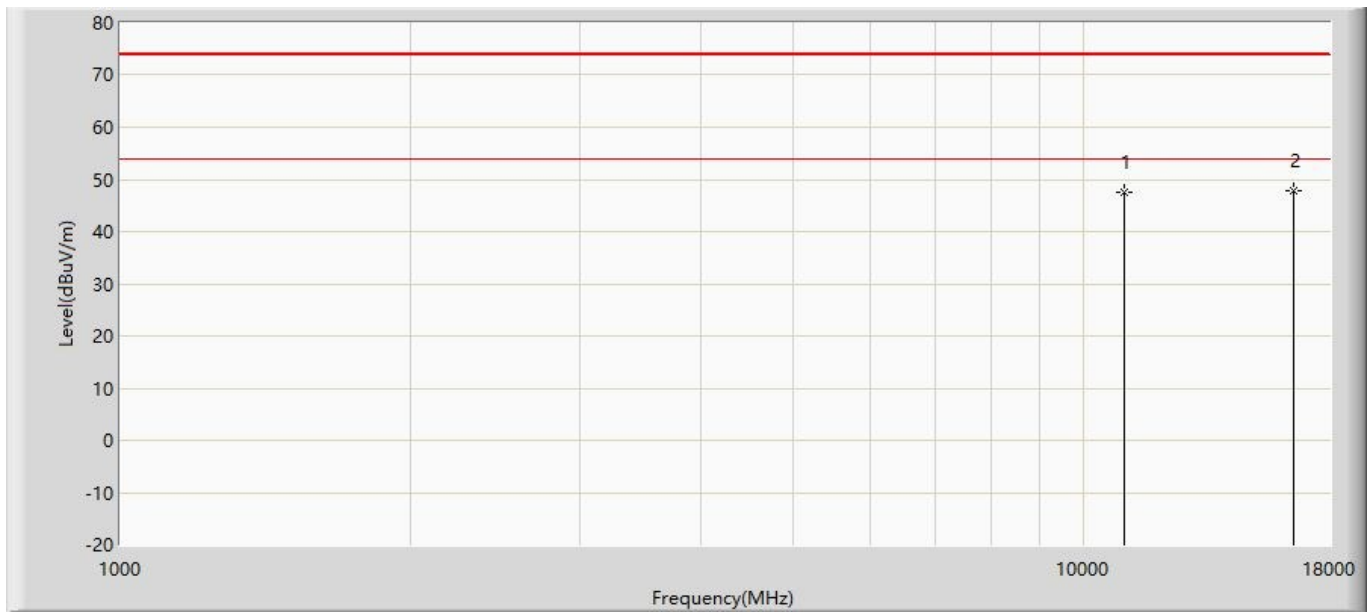


Profile: 2250816R	Page No.: 214
Engineer: Yu Liu	
Site: AC5	Time: 2022/06/21 - 22:27
Limit: FCC_Part15.209_RE(3m)	Margin: 0
Probe: HORN_3117_00167055(1-18GHZ)	Polarity: Vertical
EUT: Touch All In One Computer	Power: AC 120V/60Hz
Note: Mode 5:Transmit at 5310MHz by 11ac40	



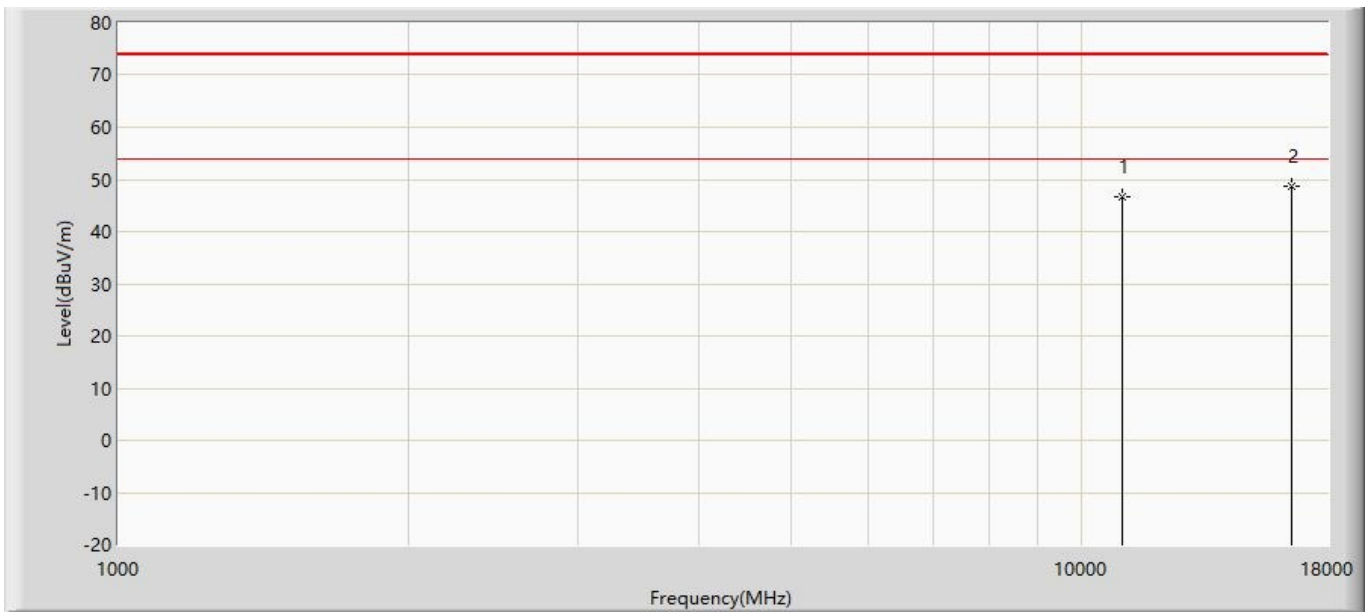
No	Mark	Frequency (MHz)	Measure Level (dBuV/m)	Reading Level (dBuV)	Over Limit (dB)	Limit (dBuV/m)	Factor (dB)	Type
1	*	10620.000	46.693	48.823	-27.307	74.000	-2.130	PK
2		15930.000	46.683	48.210	-27.317	74.000	-1.527	PK

Profile: 2250816R	Page No.: 215
Engineer: Yu Liu	
Site: AC5	Time: 2022/06/21 - 22:27
Limit: FCC_Part15.209_RE(3m)	Margin: 0
Probe: HORN_3117_00167055(1-18GHZ)	Polarity: Horizontal
EUT: Touch All In One Computer	Power: AC 120V/60Hz
Note: Mode 5:Transmit at 5510MHz by 11ac40	



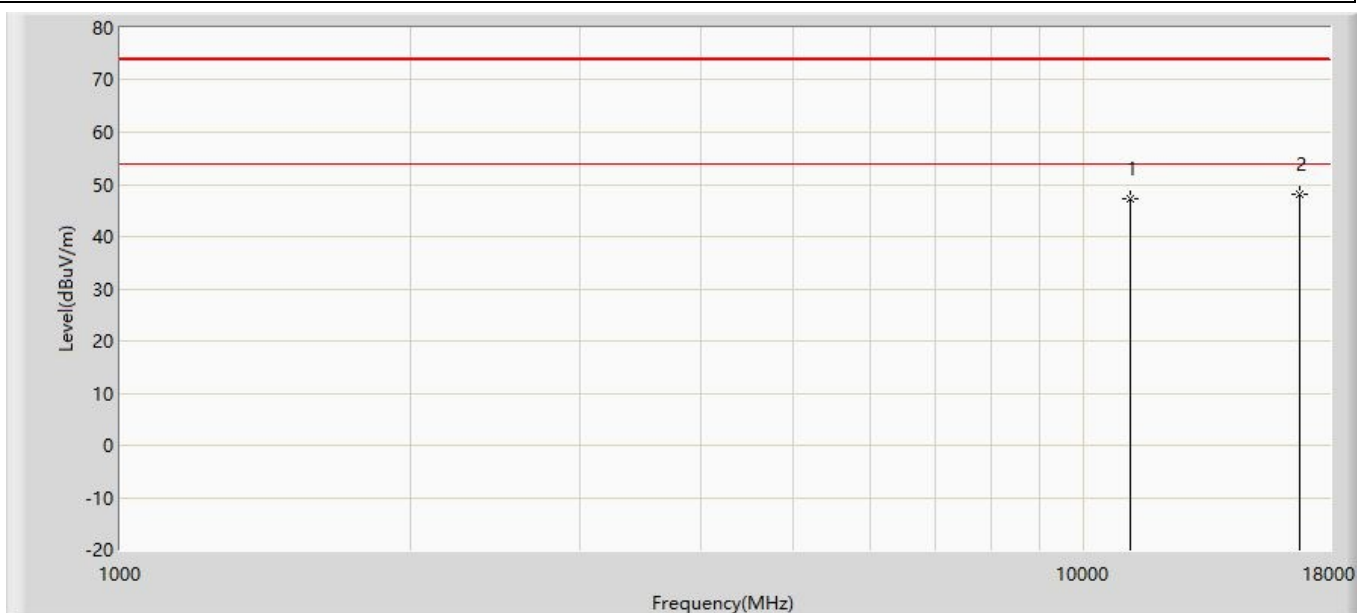
No	Mark	Frequency (MHz)	Measure Level (dBuV/m)	Reading Level (dBuV)	Over Limit (dB)	Limit (dBuV/m)	Factor (dB)	Type
1		11020.000	47.449	49.399	-26.551	74.000	-1.949	PK
2	*	16530.000	47.920	47.971	-26.080	74.000	-0.051	PK

Profile: 2250816R	Page No.: 216
Engineer: Yu Liu	
Site: AC5	Time: 2022/06/21 - 22:27
Limit: FCC_Part15.209_RE(3m)	Margin: 0
Probe: HORN_3117_00167055(1-18GHZ)	Polarity: Vertical
EUT: Touch All In One Computer	Power: AC 120V/60Hz
Note: Mode 5:Transmit at 5510MHz by 11ac40	



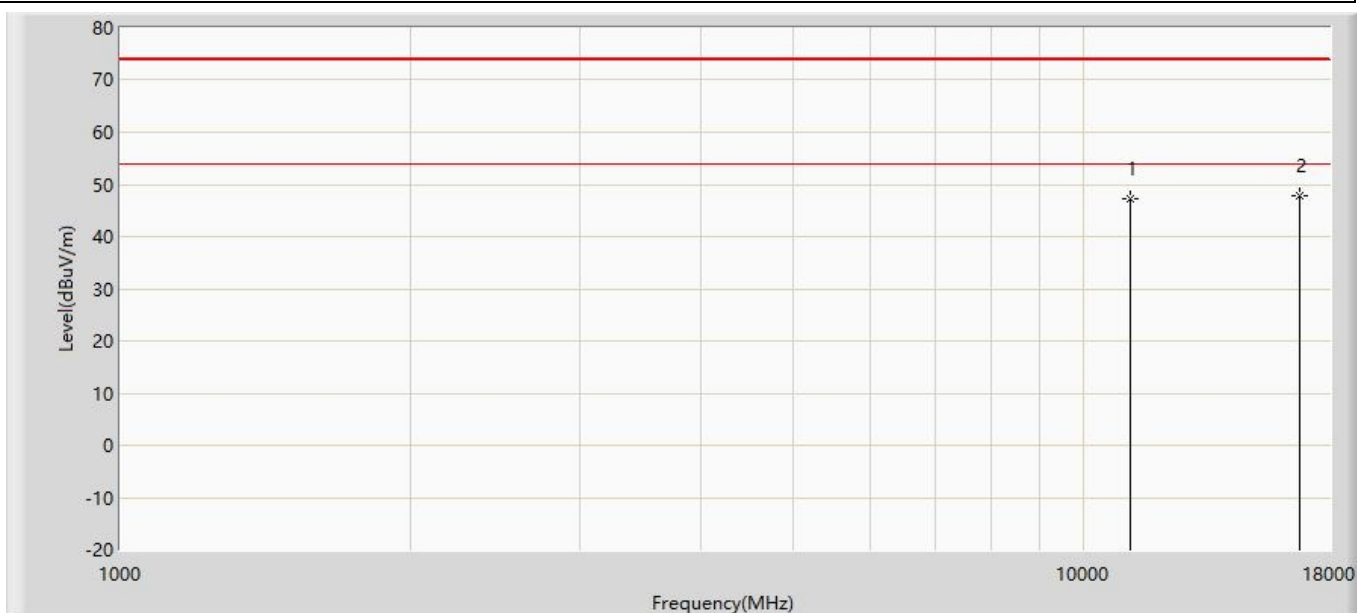
No	Mark	Frequency (MHz)	Measure Level (dBuV/m)	Reading Level (dBuV)	Over Limit (dB)	Limit (dBuV/m)	Factor (dB)	Type
1		11020.000	46.684	48.634	-27.316	74.000	-1.949	PK
2	*	16530.000	48.738	48.789	-25.262	74.000	-0.051	PK

Profile: 2250816R	Page No.: 217
Engineer: Yu Liu	
Site: AC5	Time: 2022/06/21 - 22:27
Limit: FCC_Part15.209_RE(3m)	Margin: 0
Probe: HORN_3117_00167055(1-18GHZ)	Polarity: Horizontal
EUT: Touch All In One Computer	Power: AC 120V/60Hz
Note: Mode 5:Transmit at 5590MHz by 11ac40	



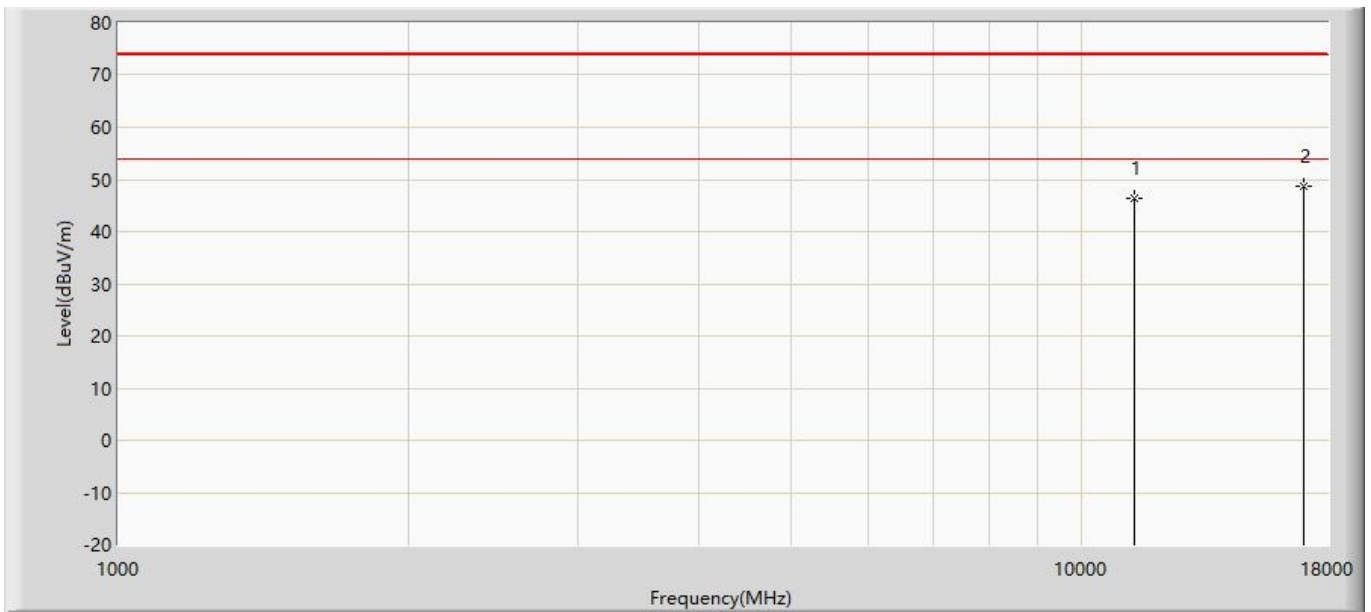
No	Mark	Frequency (MHz)	Measure Level (dBuV/m)	Reading Level (dBuV)	Over Limit (dB)	Limit (dBuV/m)	Factor (dB)	Type
1		11180.000	47.253	49.320	-26.747	74.000	-2.067	PK
2	*	16770.000	48.257	48.844	-25.743	74.000	-0.587	PK

Profile: 2250816R	Page No.: 218
Engineer: Yu Liu	
Site: AC5	Time: 2022/06/21 - 22:27
Limit: FCC_Part15.209_RE(3m)	Margin: 0
Probe: HORN_3117_00167055(1-18GHZ)	Polarity: Vertical
EUT: Touch All In One Computer	Power: AC 120V/60Hz
Note: Mode 5:Transmit at 5590MHz by 11ac40	



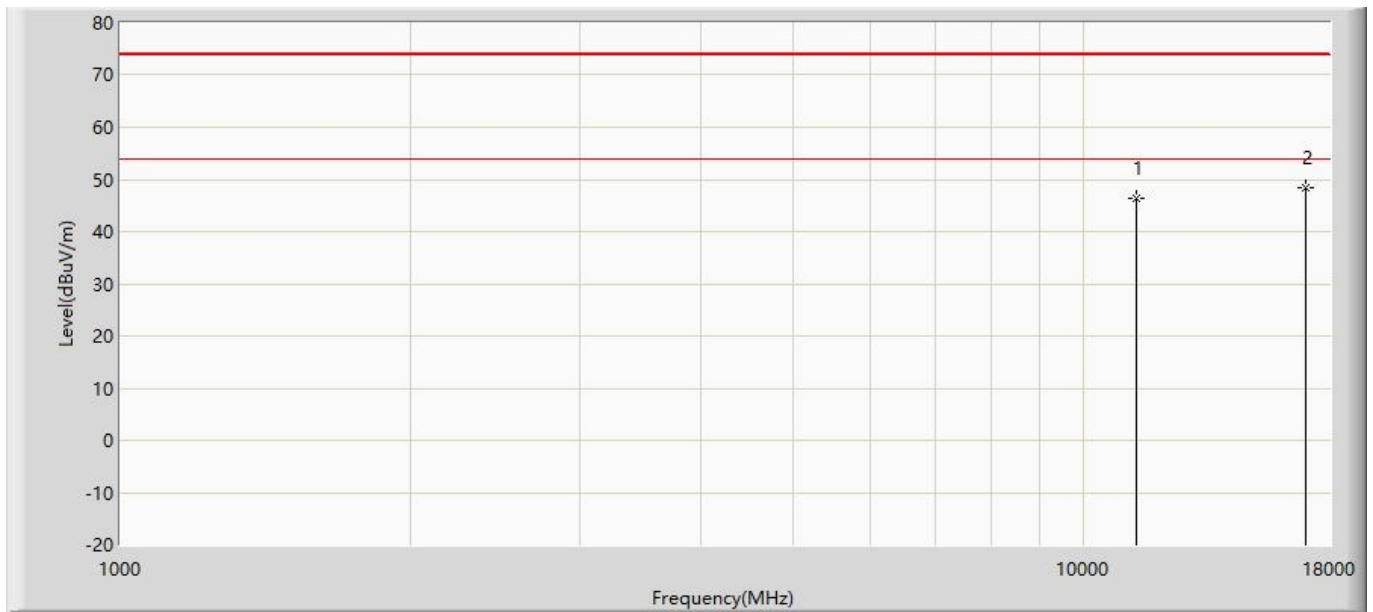
No	Mark	Frequency (MHz)	Measure Level (dBuV/m)	Reading Level (dBuV)	Over Limit (dB)	Limit (dBuV/m)	Factor (dB)	Type
1		11180.000	47.108	49.175	-26.892	74.000	-2.067	PK
2	*	16770.000	47.757	48.344	-26.243	74.000	-0.587	PK

Profile: 2250816R	Page No.: 219
Engineer: Yu Liu	
Site: AC5	Time: 2022/06/21 - 22:27
Limit: FCC_Part15.209_RE(3m)	Margin: 0
Probe: HORN_3117_00167055(1-18GHZ)	Polarity: Horizontal
EUT: Touch All In One Computer	Power: AC 120V/60Hz
Note: Mode 5:Transmit at 5670MHz by 11ac40	



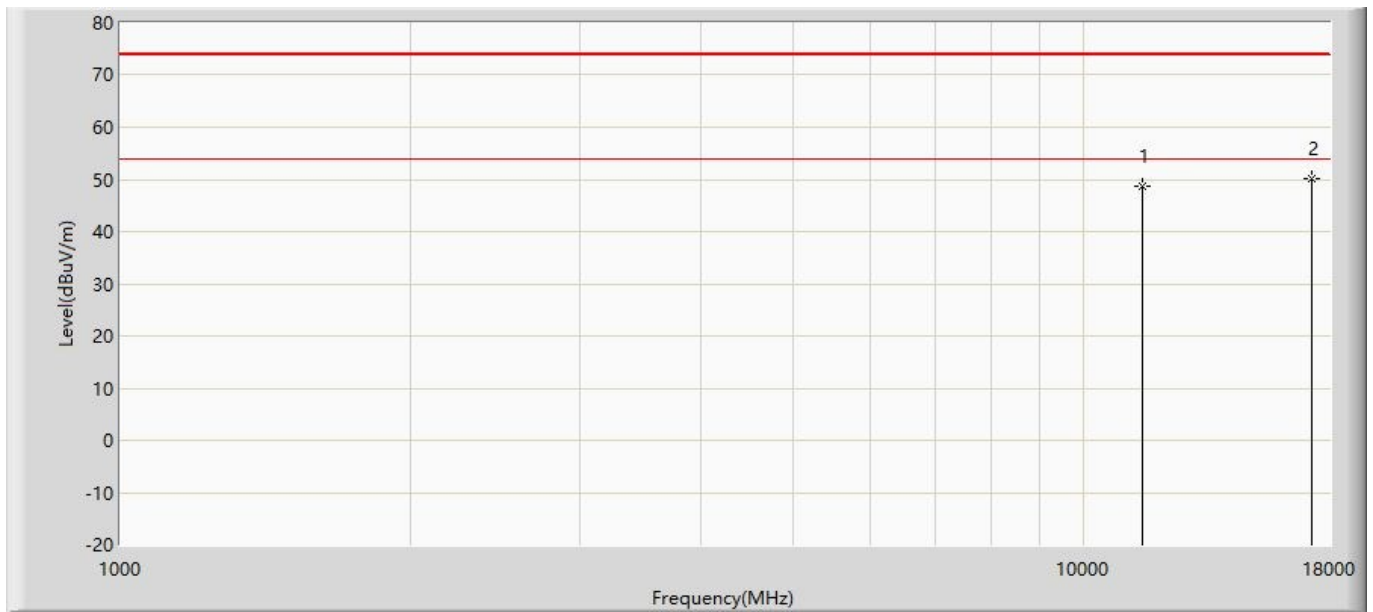
No	Mark	Frequency (MHz)	Measure Level (dBuV/m)	Reading Level (dBuV)	Over Limit (dB)	Limit (dBuV/m)	Factor (dB)	Type
1		11340.000	46.437	47.917	-27.563	74.000	-1.479	PK
2	*	17010.000	48.568	48.241	-25.432	74.000	0.326	PK

Profile: 2250816R	Page No.: 220
Engineer: Yu Liu	
Site: AC5	Time: 2022/06/21 - 22:27
Limit: FCC_Part15.209_RE(3m)	Margin: 0
Probe: HORN_3117_00167055(1-18GHZ)	Polarity: Vertical
EUT: Touch All In One Computer	Power: AC 120V/60Hz
Note: Mode 5:Transmit at 5670MHz by 11ac40	



No	Mark	Frequency (MHz)	Measure Level (dBuV/m)	Reading Level (dBuV)	Over Limit (dB)	Limit (dBuV/m)	Factor (dB)	Type
1		11340.000	46.454	47.934	-27.546	74.000	-1.479	PK
2	*	17010.000	48.438	48.111	-25.562	74.000	0.326	PK

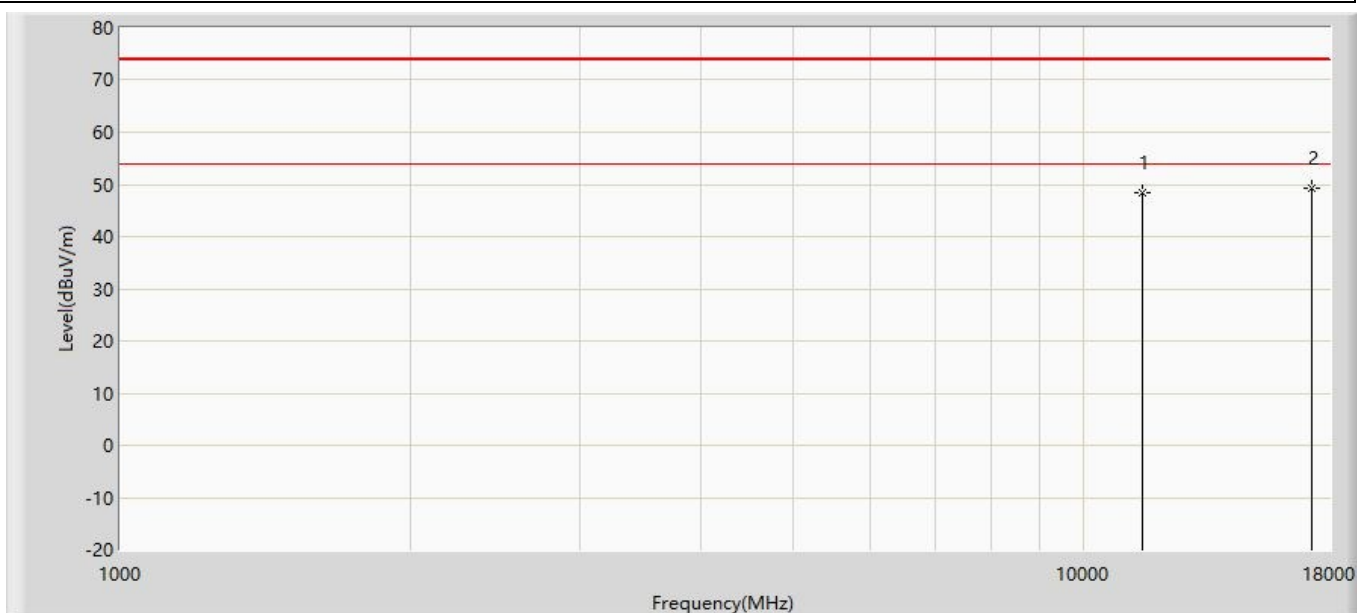
Profile: 2250816R	Page No.: 221
Engineer: Yu Liu	
Site: AC5	Time: 2022/06/21 - 22:27
Limit: FCC_Part15.209_RE(3m)	Margin: 0
Probe: HORN_3117_00167055(1-18GHZ)	Polarity: Horizontal
EUT: Touch All In One Computer	Power: AC 120V/60Hz
Note: Mode 5:Transmit at 5755MHz by 11ac40	



No	Mark	Frequency (MHz)	Measure Level (dBuV/m)	Reading Level (dBuV)	Over Limit (dB)	Limit (dBuV/m)	Factor (dB)	Type
1		11510.000	48.659	49.371	-25.341	74.000	-0.711	PK
2	*	17265.000	50.021	48.473	-23.979	74.000	1.548	PK



Profile: 2250816R	Page No.: 222
Engineer: Yu Liu	
Site: AC5	Time: 2022/06/21 - 22:27
Limit: FCC_Part15.209_RE(3m)	Margin: 0
Probe: HORN_3117_00167055(1-18GHZ)	Polarity: Vertical
EUT: Touch All In One Computer	Power: AC 120V/60Hz
Note: Mode 5:Transmit at 5755MHz by 11ac40	



No	Mark	Frequency (MHz)	Measure Level (dBuV/m)	Reading Level (dBuV)	Over Limit (dB)	Limit (dBuV/m)	Factor (dB)	Type
1		11510.000	48.367	49.079	-25.633	74.000	-0.711	PK
2	*	17265.000	49.343	47.795	-24.657	74.000	1.548	PK