




### 5.5 Test Photographs

Front View



Rear View






### 6.8 Test Photographs (30MHz ~ 1GHz)

Front View




Rear View






### 6.9 Test Photographs (1GHz ~ 25GHz)

Front View




Rear View





Side View






### 6.5 Test Photographs

Front View




Rear View






### 7.8 Test Photographs (30MHz ~ 1GHz)

Front View




Rear View






### 7.9 Test Photographs (1GHz ~ 25GHz)

Front View




Rear View





Side View








### 5.5 Test Photographs

Front View



Rear View






### 6.8 Test Photographs (30MHz ~ 1GHz)

Front View




Rear View






### 6.9 Test Photographs (1GHz ~ 25GHz)

Front View




Rear View





Side View






### 5.5. Test Photographs

Front View



Rear View






### 6.8. Test Photographs (30MHz ~ 1GHz)

Front View




Rear View






### 6.9. Test Photographs (1GHz ~ 40GHz)

Front View




Rear View





Side View







### 5.11. EUT Setup Photos

