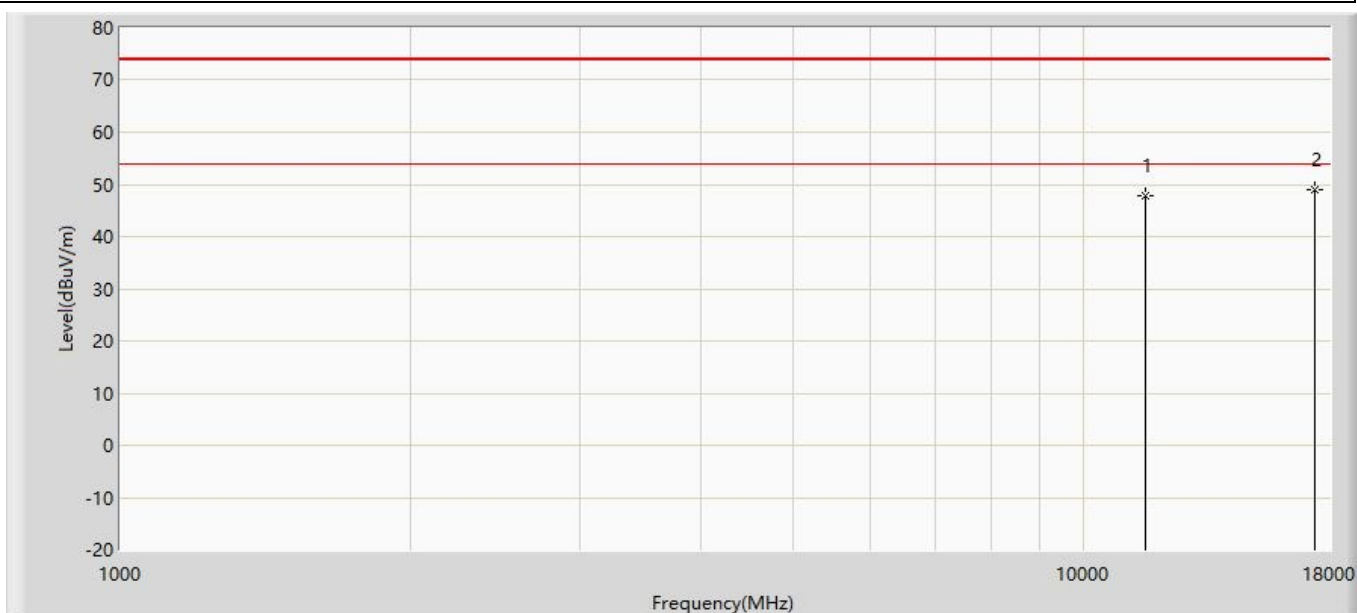
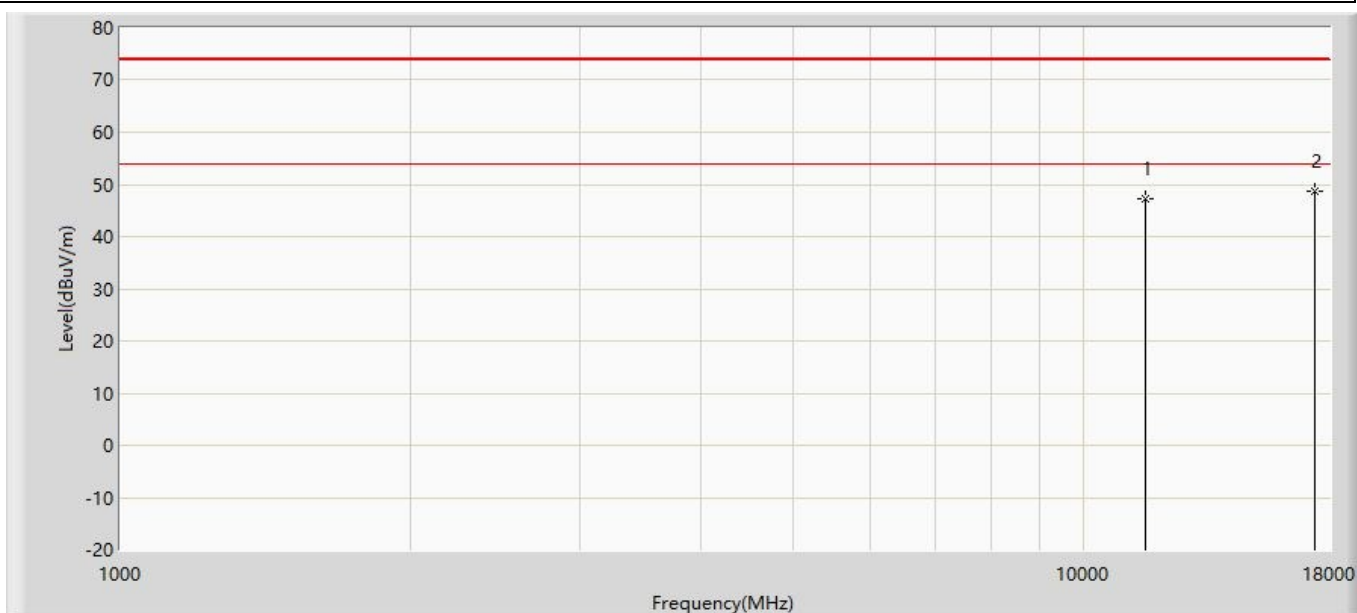


Profile: 2250810R	Page No.: 223
Engineer: Yu Liu	
Site: AC5	Time: 2022/06/21 - 22:27
Limit: FCC_Part15.209_RE(3m)	Margin: 0
Probe: HORN_3117_00167055(1-18GHZ)	Polarity: Horizontal
EUT: Computer BOX	Power: AC 120V/60Hz
Note: Mode 5:Transmit at 5795MHz by 11ac40	



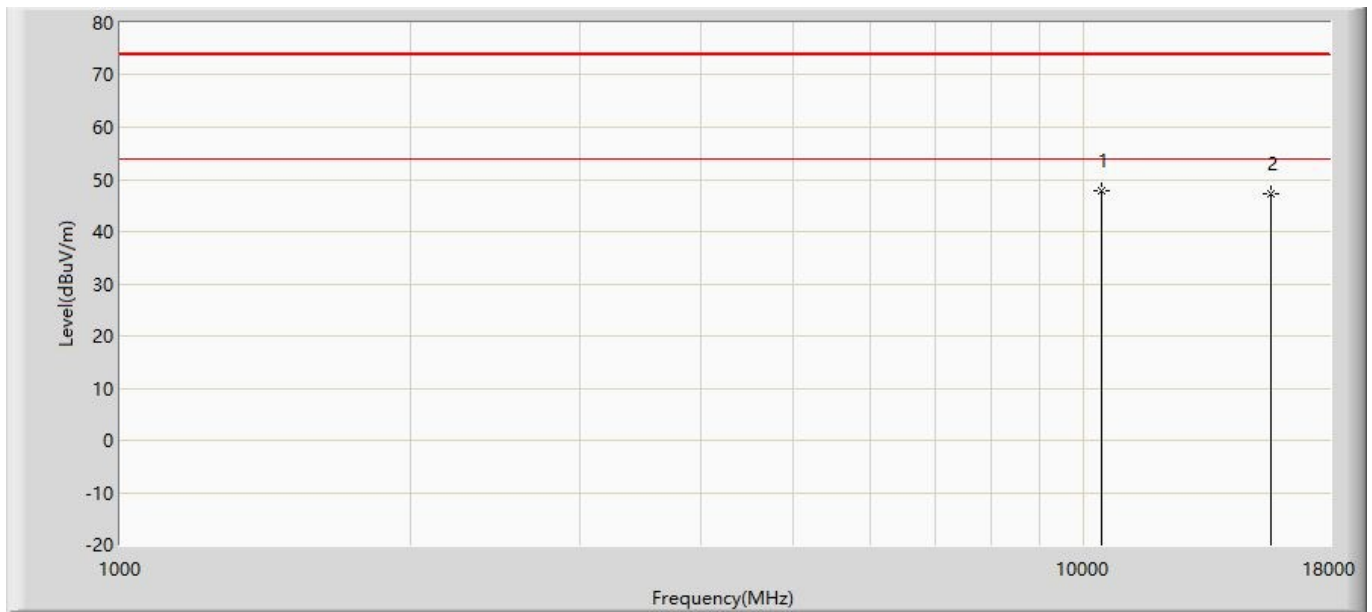
No	Mark	Frequency (MHz)	Measure Level (dBuV/m)	Reading Level (dBuV)	Over Limit (dB)	Limit (dBuV/m)	Factor (dB)	Type
1		11590.000	47.863	48.589	-26.137	74.000	-0.726	PK
2	*	17385.000	48.916	46.707	-25.084	74.000	2.210	PK

Profile: 2250810R	Page No.: 224
Engineer: Yu Liu	
Site: AC5	Time: 2022/06/21 - 22:27
Limit: FCC_Part15.209_RE(3m)	Margin: 0
Probe: HORN_3117_00167055(1-18GHZ)	Polarity: Vertical
EUT: Computer BOX	Power: AC 120V/60Hz
Note: Mode 5:Transmit at 5795MHz by 11ac40	



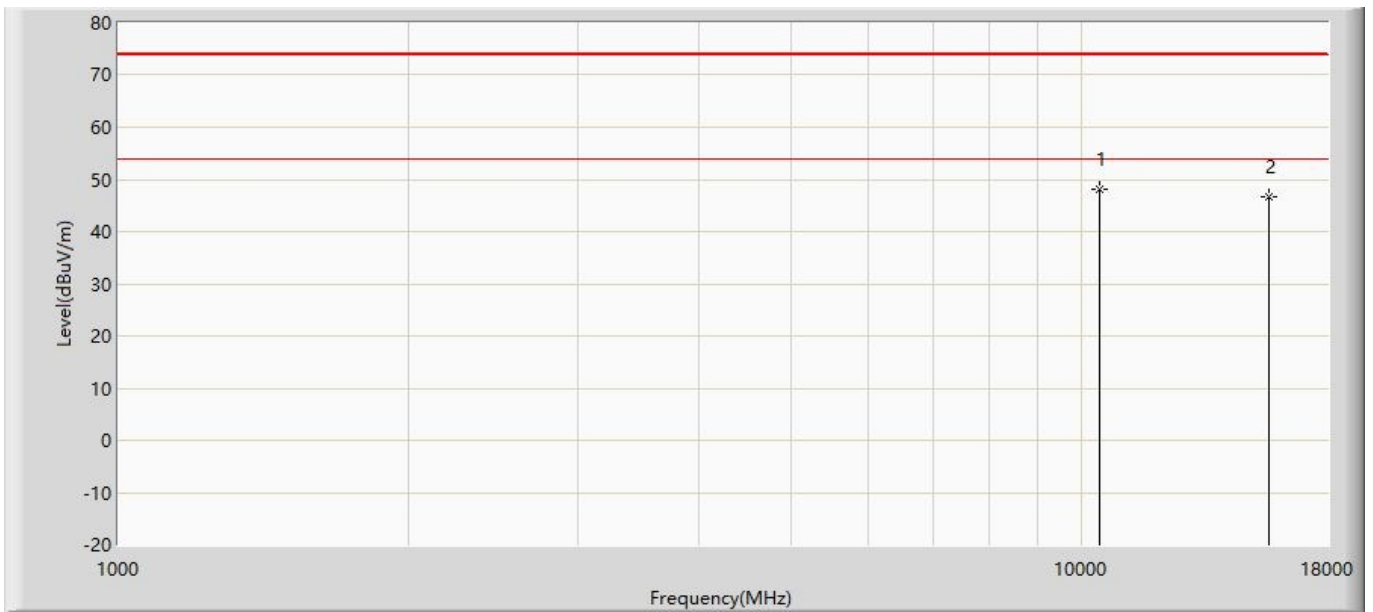
No	Mark	Frequency (MHz)	Measure Level (dBuV/m)	Reading Level (dBuV)	Over Limit (dB)	Limit (dBuV/m)	Factor (dB)	Type
1		11590.000	47.363	48.089	-26.637	74.000	-0.726	PK
2	*	17385.000	48.569	46.360	-25.431	74.000	2.210	PK

Profile: 2250810R	Page No.: 225
Engineer: Yu Liu	
Site: AC5	Time: 2022/06/21 - 22:27
Limit: FCC_Part15.209_RE(3m)	Margin: 0
Probe: HORN_3117_00167055(1-18GHZ)	Polarity: Horizontal
EUT: Computer BOX	Power: AC 120V/60Hz
Note: Mode 6:Transmit at 5210MHz by 11ac80	



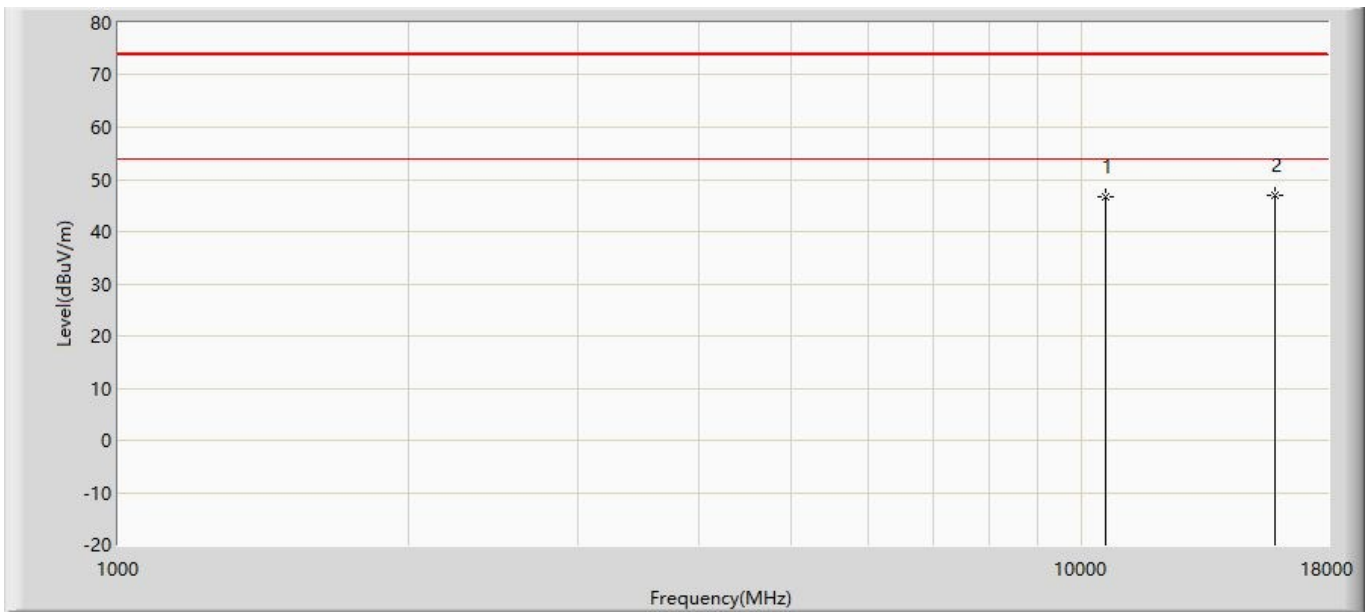
No	Mark	Frequency (MHz)	Measure Level (dBuV/m)	Reading Level (dBuV)	Over Limit (dB)	Limit (dBuV/m)	Factor (dB)	Type
1	*	10420.000	47.732	50.535	-26.268	74.000	-2.804	PK
2		15630.000	47.159	48.457	-26.841	74.000	-1.298	PK

Profile: 2250810R	Page No.: 226
Engineer: Yu Liu	
Site: AC5	Time: 2022/06/21 - 22:27
Limit: FCC_Part15.209_RE(3m)	Margin: 0
Probe: HORN_3117_00167055(1-18GHZ)	Polarity: Vertical
EUT: Computer BOX	Power: AC 120V/60Hz
Note: Mode 6:Transmit at 5210MHz by 11ac80	



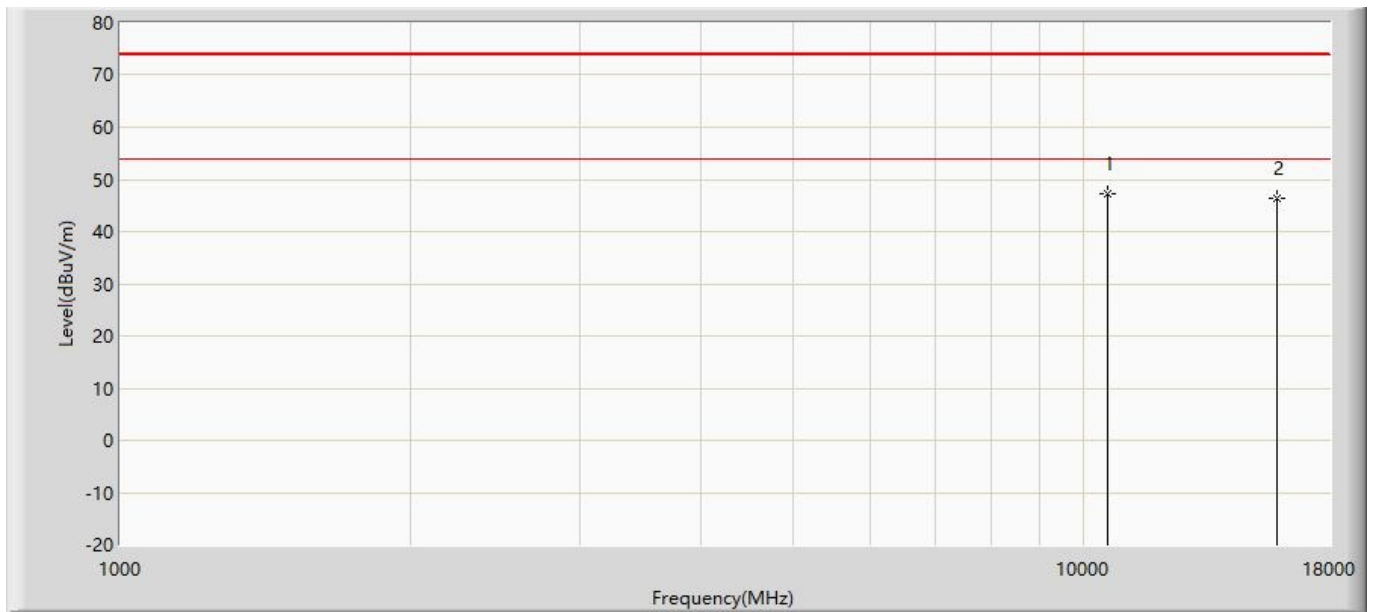
No	Mark	Frequency (MHz)	Measure Level (dBuV/m)	Reading Level (dBuV)	Over Limit (dB)	Limit (dBuV/m)	Factor (dB)	Type
1	*	10420.000	47.975	50.778	-26.025	74.000	-2.804	PK
2		15630.000	46.675	47.973	-27.325	74.000	-1.298	PK

Profile: 2250810R	Page No.: 227
Engineer: Yu Liu	
Site: AC5	Time: 2022/06/21 - 22:28
Limit: FCC_Part15.209_RE(3m)	Margin: 0
Probe: HORN_3117_00167055(1-18GHZ)	Polarity: Horizontal
EUT: Computer BOX	Power: AC 120V/60Hz
Note: Mode 6:Transmit at 5290MHz by 11ac80	



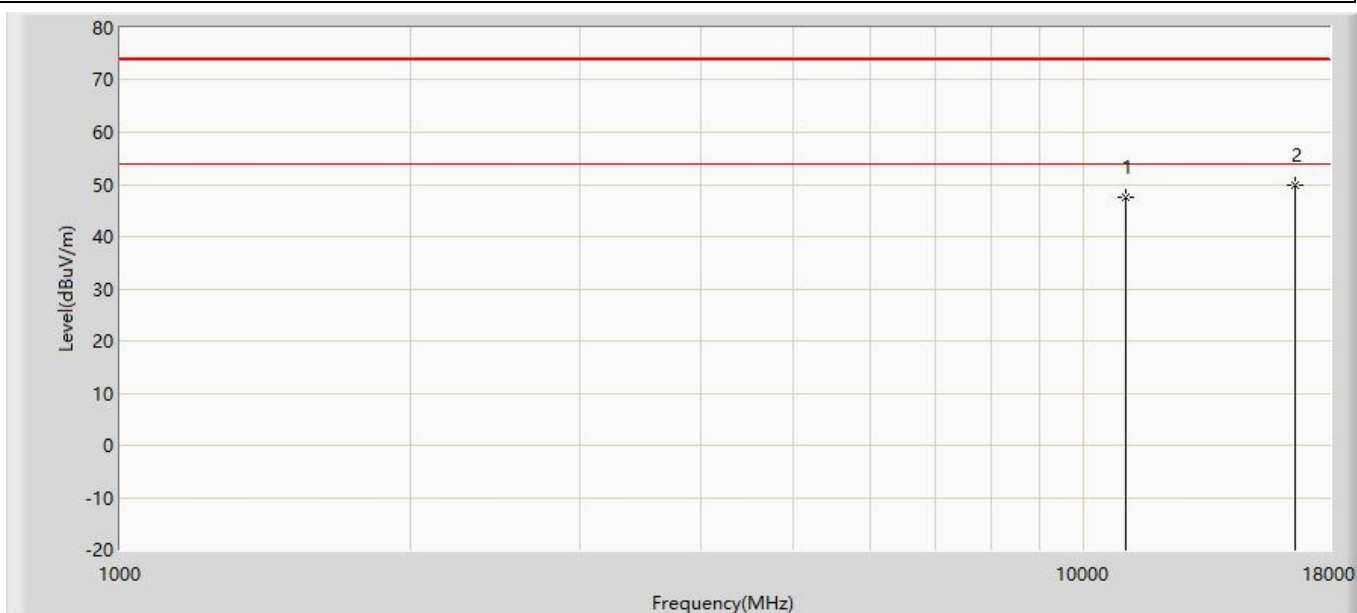
No	Mark	Frequency (MHz)	Measure Level (dBuV/m)	Reading Level (dBuV)	Over Limit (dB)	Limit (dBuV/m)	Factor (dB)	Type
1		10580.000	46.770	49.135	-27.230	74.000	-2.365	PK
2	*	15870.000	47.084	49.262	-26.916	74.000	-2.177	PK

Profile: 2250810R	Page No.: 228
Engineer: Yu Liu	
Site: AC5	Time: 2022/06/21 - 22:28
Limit: FCC_Part15.209_RE(3m)	Margin: 0
Probe: HORN_3117_00167055(1-18GHZ)	Polarity: Vertical
EUT: Computer BOX	Power: AC 120V/60Hz
Note: Mode 6:Transmit at 5290MHz by 11ac80	



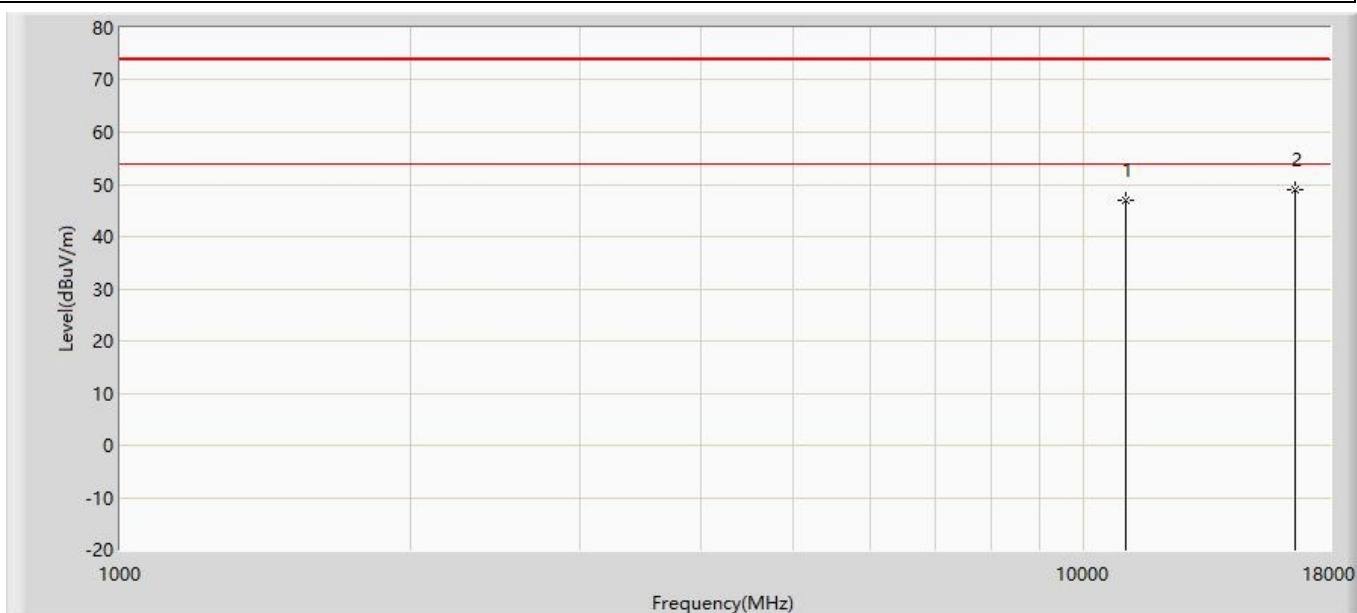
No	Mark	Frequency (MHz)	Measure Level (dBuV/m)	Reading Level (dBuV)	Over Limit (dB)	Limit (dBuV/m)	Factor (dB)	Type
1	*	10580.000	47.296	49.661	-26.704	74.000	-2.365	PK
2		15870.000	46.323	48.501	-27.677	74.000	-2.177	PK

Profile: 2250810R	Page No.: 229
Engineer: Yu Liu	
Site: AC5	Time: 2022/06/21 - 22:28
Limit: FCC_Part15.209_RE(3m)	Margin: 0
Probe: HORN_3117_00167055(1-18GHZ)	Polarity: Horizontal
EUT: Computer BOX	Power: AC 120V/60Hz
Note: Mode 6:Transmit at 5530MHz by 11ac80	



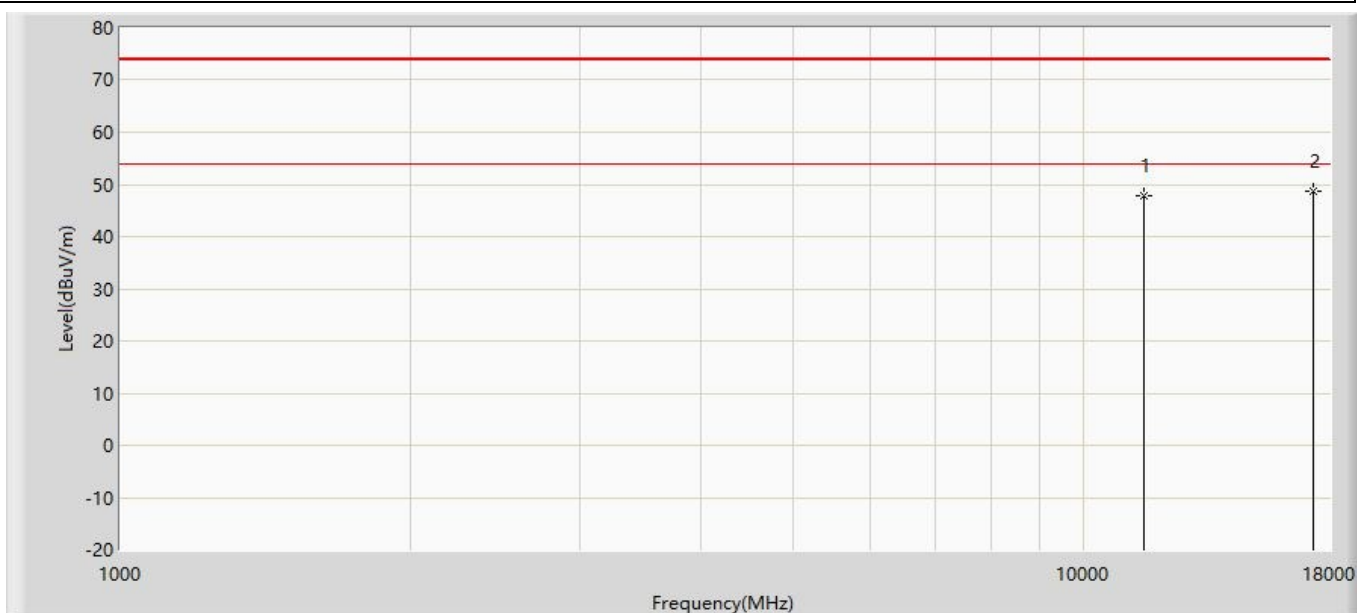
No	Mark	Frequency (MHz)	Measure Level (dBuV/m)	Reading Level (dBuV)	Over Limit (dB)	Limit (dBuV/m)	Factor (dB)	Type
1		11060.000	47.590	49.699	-26.410	74.000	-2.109	PK
2	*	16590.000	49.821	49.852	-24.179	74.000	-0.031	PK

Profile: 2250810R	Page No.: 230
Engineer: Yu Liu	
Site: AC5	Time: 2022/06/21 - 22:28
Limit: FCC_Part15.209_RE(3m)	Margin: 0
Probe: HORN_3117_00167055(1-18GHZ)	Polarity: Vertical
EUT: Computer BOX	Power: AC 120V/60Hz
Note: Mode 6:Transmit at 5530MHz by 11ac80	



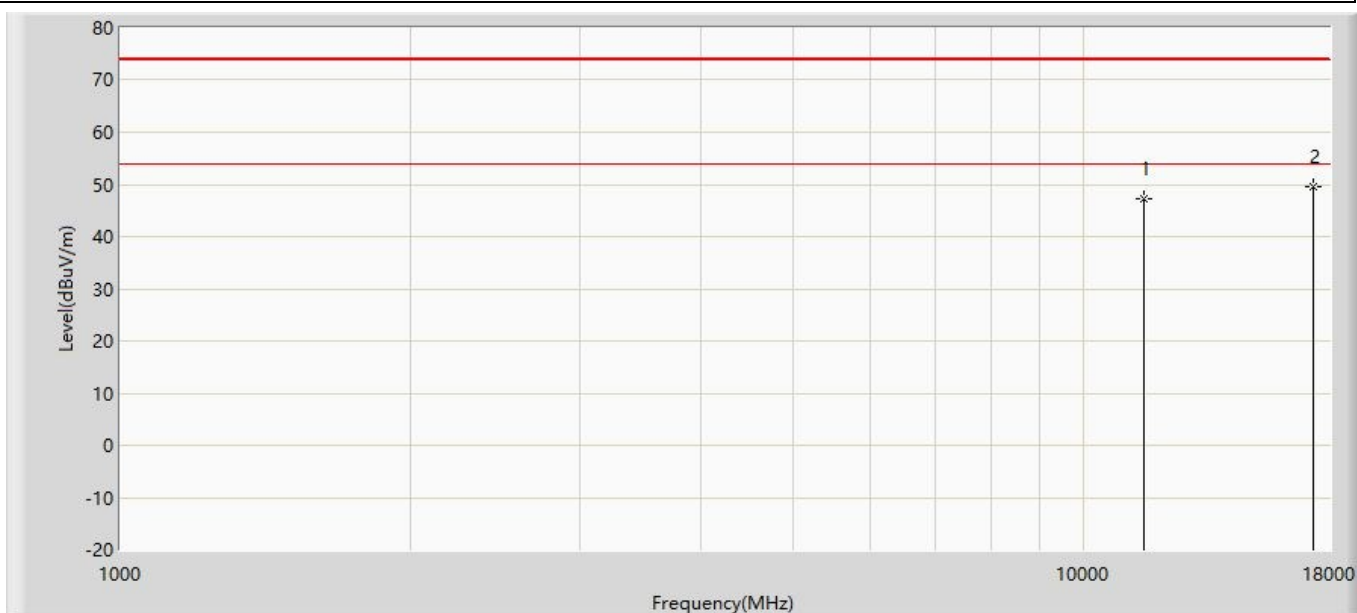
No	Mark	Frequency (MHz)	Measure Level (dBuV/m)	Reading Level (dBuV)	Over Limit (dB)	Limit (dBuV/m)	Factor (dB)	Type
1		11060.000	46.961	49.070	-27.039	74.000	-2.109	PK
2	*	16590.000	48.907	48.938	-25.093	74.000	-0.031	PK

Profile: 2250810R	Page No.: 231
Engineer: Yu Liu	
Site: AC5	Time: 2022/06/21 - 22:28
Limit: FCC_Part15.209_RE(3m)	Margin: 0
Probe: HORN_3117_00167055(1-18GHZ)	Polarity: Horizontal
EUT: Computer BOX	Power: AC 120V/60Hz
Note: Mode 6:Transmit at 5775MHz by 11ac80	



No	Mark	Frequency (MHz)	Measure Level (dBuV/m)	Reading Level (dBuV)	Over Limit (dB)	Limit (dBuV/m)	Factor (dB)	Type
1		11550.000	47.863	48.437	-26.137	74.000	-0.574	PK
2	*	17325.000	48.647	46.541	-25.353	74.000	2.106	PK

Profile: 2250810R	Page No.: 232
Engineer: Yu Liu	
Site: AC5	Time: 2022/06/21 - 22:28
Limit: FCC_Part15.209_RE(3m)	Margin: 0
Probe: HORN_3117_00167055(1-18GHZ)	Polarity: Vertical
EUT: Computer BOX	Power: AC 120V/60Hz
Note: Mode 6:Transmit at 5775MHz by 11ac80	



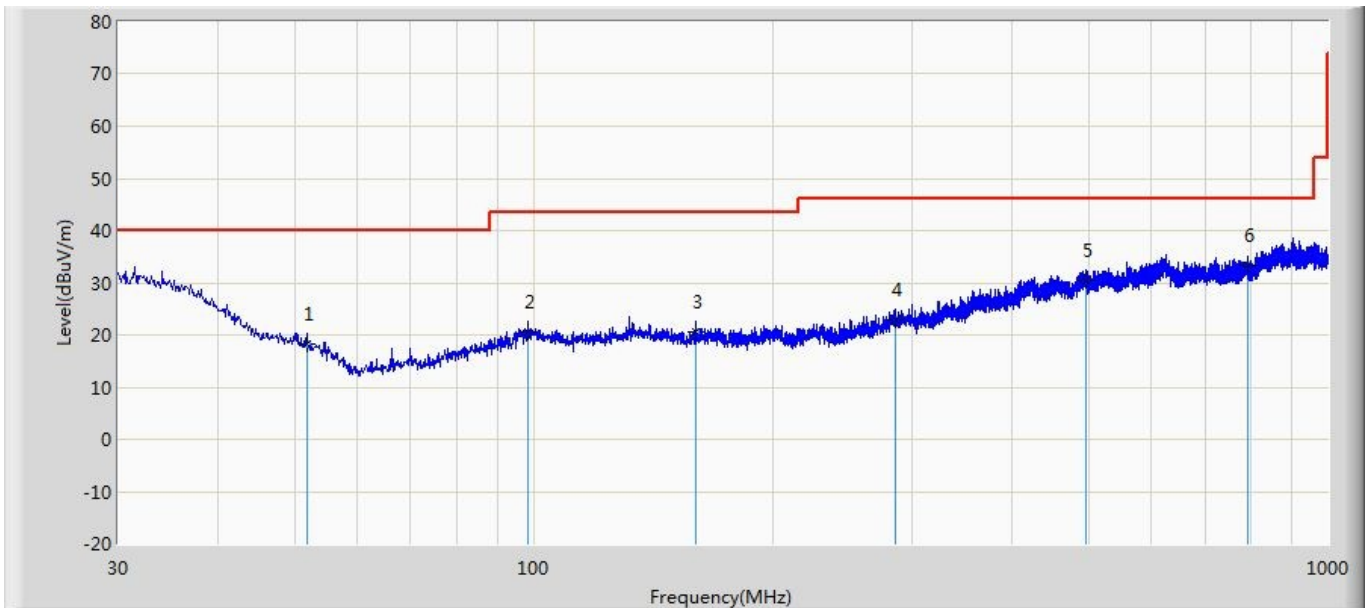
No	Mark	Frequency (MHz)	Measure Level (dBuV/m)	Reading Level (dBuV)	Over Limit (dB)	Limit (dBuV/m)	Factor (dB)	Type
1		11550.000	47.257	47.831	-26.743	74.000	-0.574	PK
2	*	17325.000	49.442	47.336	-24.558	74.000	2.106	PK

Note:

1. We have evaluated both SISO and CDD mode, shown in the report is the worst data.
2. Measured Level = Reading Level + Factor.
3. The test frequency range, 9kHz~30MHz, 18GHz~40GHz, both of the worst case are at least 20dB below the limits, therefore no data appear in the report.
4. This limit applies for using average detector, if the test result on peak is lower than average limit, then average measurement needn't be performed.
5. As the radiated emission was performed, so conducted emission was not tested.

The worst case of Radiated Emission below 1GHz:

Profile: 2250810R	Page No.: 9
Engineer: Yu Liu	
Site: AC3	Time: 2022/06/27 - 22:22
Limit: FCC_Part15.209_RE(3m)	Margin: 0
Probe: AC3_3m (30-1000MHz)	Polarity: Horizontal
EUT: Computer BOX	Power: AC 120V/60Hz
Note: Mode 1	

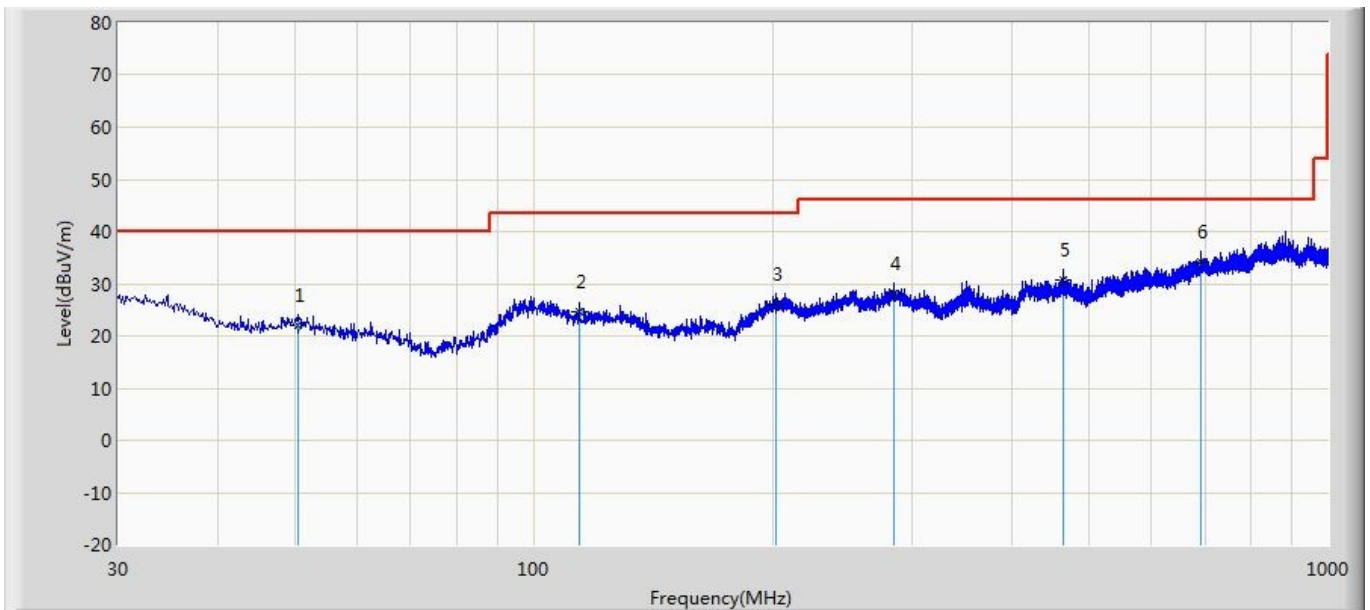


No	Mark	Frequency (MHz)	Measure Level (dBuV/m)	Reading Level (dBuV)	Over Limit (dB)	Limit (dBuV/m)	Factor (dB)	Type
1		51.825	18.221	3.234	-21.779	40.000	14.986	QP
2		98.506	20.566	4.062	-22.934	43.500	16.504	QP
3		159.738	20.503	3.428	-22.997	43.500	17.075	QP
4		285.837	23.019	2.534	-22.981	46.000	20.484	QP
5		496.570	30.570	2.744	-15.430	46.000	27.826	QP
6	*	792.784	33.209	2.895	-12.791	46.000	30.314	QP

Note:

1. All Readings below 1GHz are Quasi-Peak, above are performed with peak and/or average measurements as necessary.
2. " * ", means this data is the worst emission level.
3. Measurement Level = Reading Level + Factor(Probe+Cable-Amp)

Profile: 2250810R	Page No.: 14
Engineer: Yu Liu	
Site: AC3	Time: 2022/06/27 - 22:26
Limit: FCC_Part15.209_RE(3m)	Margin: 0
Probe: AC3_3m (30-1000MHz)	Polarity: Vertical
EUT: Computer BOX	Power: AC 120V/60Hz
Note: Mode 1	



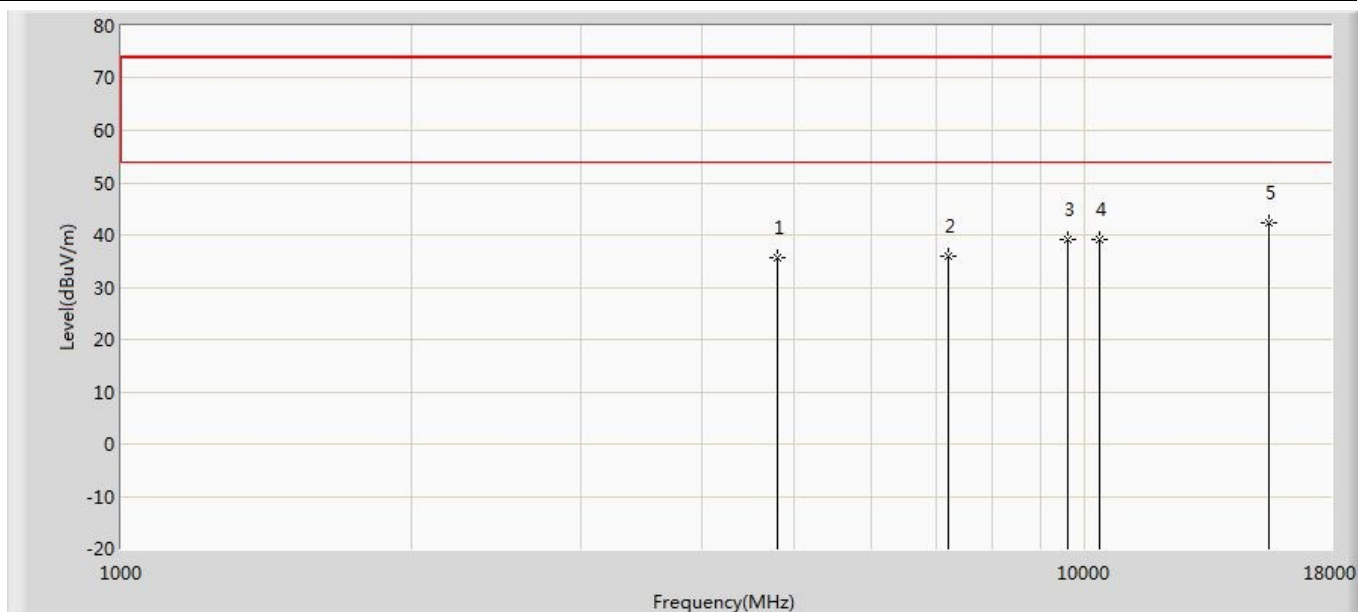
No	Mark	Frequency (MHz)	Measure Level (dBuV/m)	Reading Level (dBuV)	Over Limit (dB)	Limit (dBuV/m)	Factor (dB)	Type
1		50.612	21.929	2.577	-18.071	40.000	19.352	QP
2		114.147	24.548	4.223	-18.952	43.500	20.325	QP
3		201.569	25.974	2.486	-17.526	43.500	23.488	QP
4		283.897	28.213	3.068	-17.787	46.000	25.145	QP
5		463.832	30.712	3.989	-15.288	46.000	26.723	QP
6	*	692.631	34.132	3.759	-11.868	46.000	30.374	QP

Note:

1. All Readings below 1GHz are Quasi-Peak, above are performed with peak and/or average measurements as necessary.
2. " * ", means this data is the worst emission level.
3. Measurement Level = Reading Level + Factor(Probe+Cable-Amp)

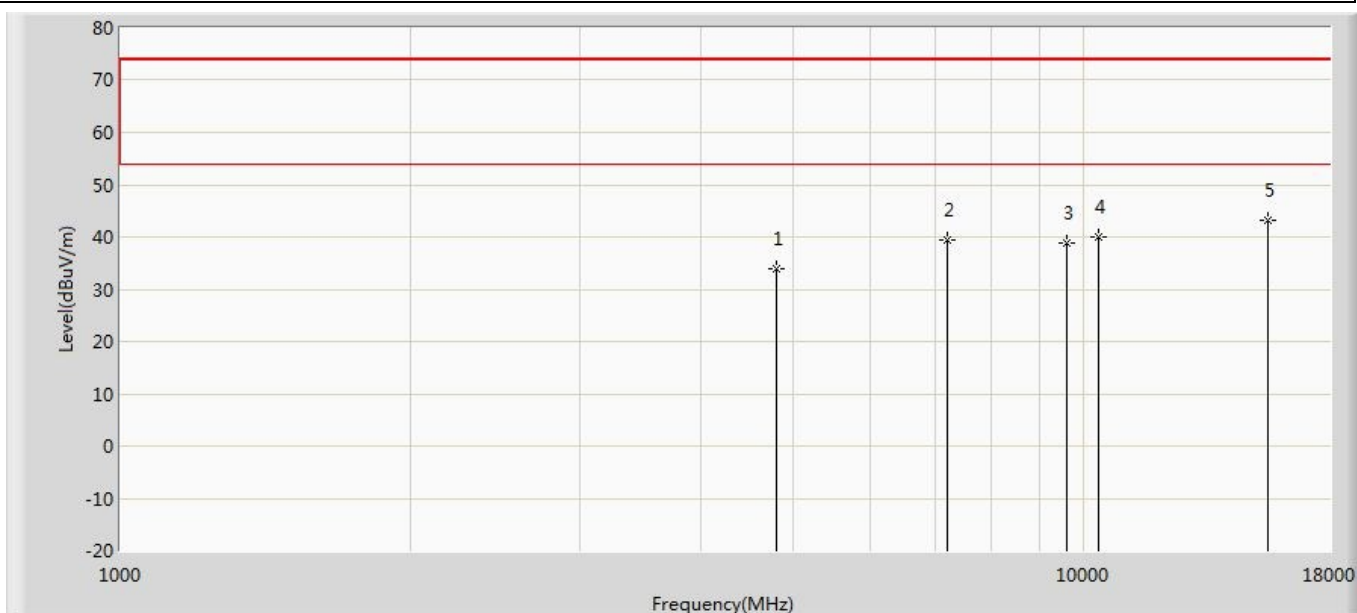
The worst case of Simultaneous Radiated Emission:

Profile: 2250810R	Page No.: 244
Engineer: Yu Liu	
Site: AC5	Time: 2022/06/28 - 11:54
Limit: FCC_Part15.209_RE(3m)	Margin: 0
Probe: Horn_3117_00167055(1-18GHz)	Polarity: Vertical
EUT: Computer BOX	Power: AC 120V/60Hz
Note: Simultaneous transmission with BT + 5G WIFI	



No	Mark	Frequency (MHz)	Measure Level (dBuV/m)	Reading Level (dBuV)	Over Limit (dB)	Limit (dBuV/m)	Factor (dB)	Type
1		4804.000	35.655	48.086	-38.345	74.000	-12.431	PK
2		7206.000	35.925	43.722	-38.075	74.000	-7.796	PK
3		9608.000	39.077	45.336	-34.923	74.000	-6.258	PK
4		10360.000	39.190	43.750	-34.810	74.000	-4.560	PK
5	*	15540.000	42.223	42.876	-31.777	74.000	-0.654	PK

Profile: 2250810R	Page No.: 245
Engineer: Yu Liu	
Site: AC5	Time: 2022/06/28 - 11:54
Limit: FCC_Part15.209_RE(3m)	Margin: 0
Probe: Horn_3117_00167055(1-18GHz)	Polarity: Horizontal
EUT: Computer BOX	Power: AC 120V/60Hz
Note: Simultaneous transmission with BT + 5G WIFI	



No	Mark	Frequency (MHz)	Measure Level (dBuV/m)	Reading Level (dBuV)	Over Limit (dB)	Limit (dBuV/m)	Factor (dB)	Type
1		4804.000	34.056	46.487	-39.944	74.000	-12.431	PK
2		7206.000	39.424	47.221	-34.576	74.000	-7.796	PK
3		9608.000	38.880	45.139	-35.120	74.000	-6.258	PK
4		10360.000	40.138	44.698	-33.862	74.000	-4.560	PK
5	*	15540.000	43.094	43.747	-30.906	74.000	-0.654	PK

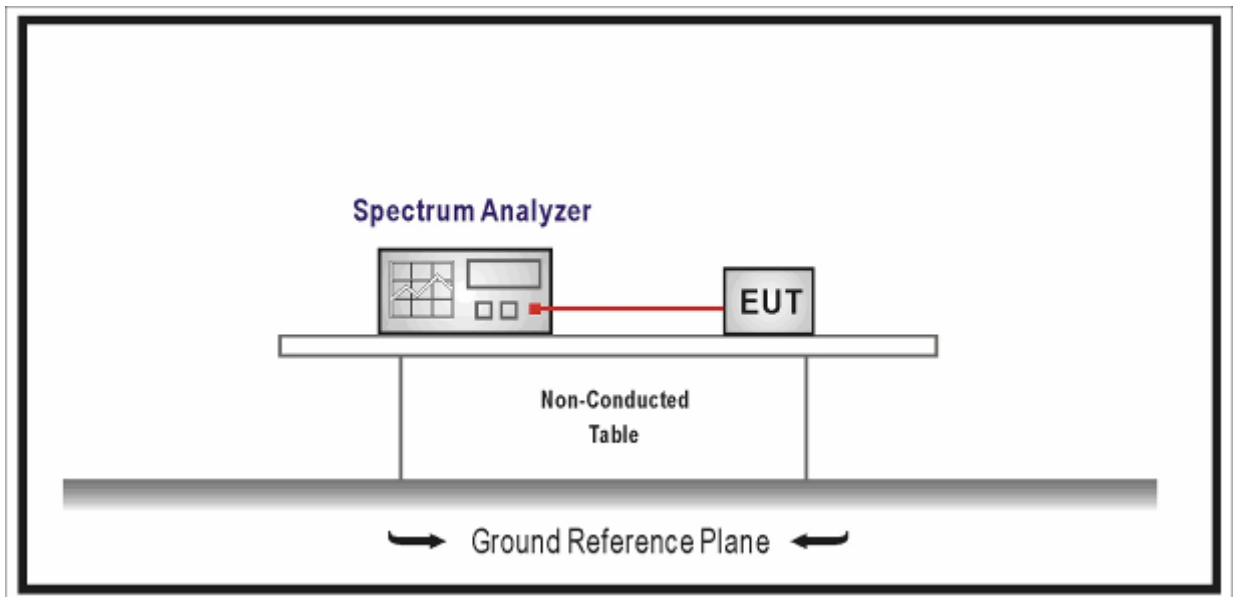
5. Emission bandwidth and occupied bandwidth

5.1. Test Equipment

Emission bandwidth and occupied bandwidth / TR-8					
Instrument	Manufacturer	Type No.	Serial No.	Cal. Date	Cal. Due Date
Spectrum Analyzer	Agilent	N9010A	MY48030494	2021.12.15	2022.12.14
EXA Spectrum Analyzer	Keysight	N9010A	MY55370495	2021.08.12	2022.08.11
MXA Signal Analyzer	Keysight	N9020A	MY56060147	2022.07.14	2023.07.13
4TX MIMO Power Sensor	Keysight	X8750A	MY59400102	2022.03.16	2023.03.15
Coaxial Cable	Woken	SFL402	F02-150410-044	2022.01.18	2023.01.17
Temperature/Humidity Meter	RTS	RTS-8S	RF08	2022.07.07	2023.07.06

Note: All equipment is calibrated with traceable calibrations. Each calibration is traceable to the national or international standards.

5.2. Test Setup




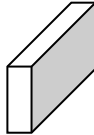

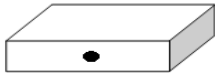
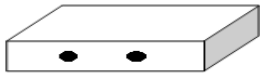


5.3. Limit

N/A

5.4. Test Procedure

Test Method			
	References Rule	Chapter	Description
<input type="checkbox"/>	ANSI C63.10	12.4	Emission bandwidth and occupied bandwidth
	<input type="checkbox"/> ANSI C63.10	12.4.1	Emission bandwidth (26dB)
	<input type="checkbox"/> ANSI C63.10	12.4.2	Occupied bandwidth (99%)
<input checked="" type="checkbox"/>	FCC KDB 789033 D02v02r01	C	Bandwidth Measurement
	<input checked="" type="checkbox"/> FCC KDB 789033 D02v02r01	C.1	Emission Bandwidth (26dB)
	<input type="checkbox"/> FCC KDB 789033 D02v02r01	C.2	Minimum Emission Bandwidth for the band 5.725-5.85 GHz (6dB)
<input checked="" type="checkbox"/>	FCC KDB 789033 D02v02r01	D	99 Percent Occupied Bandwidth

5.5. EUT test Axis definition

Item	Occupied bandwidth			
Device Category	<input type="checkbox"/>	Indoor use		
	<input type="checkbox"/>	Outdoor use		
	<input type="checkbox"/>	Fix position use		
	<input checked="" type="checkbox"/>	Client use		
Test mode	Mode 1-6			
Test method	<input type="checkbox"/>	Radiated		
		X Axis	Y Axis	Z Axis
				
		Worst Axis <input type="checkbox"/>	Worst Axis <input type="checkbox"/>	Worst Axis <input type="checkbox"/>
	<input checked="" type="checkbox"/>	Conducted		
	<input checked="" type="checkbox"/>	Chain 1		
				
	<input checked="" type="checkbox"/>	Chain 1	Chain 2	
				
	<input type="checkbox"/>	Chain 1	Chain 2	Chain 3
				
<input type="checkbox"/>	Chain 1	Chain 2	Chain 3	Chain 4
				

5.6. Test Result

Product Name	:	Computer BOX
Test Mode	:	Mode 1-6

Mode 1: Transmit by 802.11a					
Channel No.	Frequency (MHz)	26dB Occupied Bandwidth (MHz)	99% Occupied Bandwidth (MHz)	Lower/Higher Frequency (MHz)	Result
CH36	5180	23.640	17.405	5171.2975	Pass
CH44	5220	23.360	17.193	N/A	Pass
CH48	5240	23.000	17.201	5248.6005	Pass
CH52	5260	23.600	17.648	N/A	Pass
CH60	5300	23.200	17.864	N/A	Pass
CH64	5320	23.400	17.683	N/A	Pass
CH100	5500	23.520	18.613	N/A	Pass
CH116	5580	23.800	18.132	N/A	Pass
CH140	5700	23.920	18.070	N/A	Pass

Mode 2: Transmit by 802.11n(20MHz)					
Channel No.	Frequency (MHz)	26dB Occupied Bandwidth (MHz)	99% Occupied Bandwidth (MHz)	Lower/Higher Frequency (MHz)	Result
CH36	5180	21.240	18.132	5170.9340	Pass
CH44	5220	21.240	18.056	N/A	Pass
CH48	5240	21.320	18.108	5249.0540	Pass
CH52	5260	22.280	18.307	N/A	Pass
CH60	5300	21.160	18.193	N/A	Pass
CH64	5320	21.280	18.109	N/A	Pass
CH100	5500	21.840	18.230	N/A	Pass
CH116	5580	21.360	18.102	N/A	Pass
CH140	5700	21.600	18.227	N/A	Pass

Mode 3: Transmit by 802.11n(40MHz)					
Channel No.	Frequency (MHz)	26dB Occupied Bandwidth (MHz)	99% Occupied Bandwidth (MHz)	Lower/Higher Frequency (MHz)	Result
CH38	5190	39.880	36.590	5171.7050	Pass
CH46	5230	39.440	36.504	5248.2520	Pass
CH54	5270	39.360	36.708	N/A	Pass
CH62	5310	39.640	36.656	N/A	Pass
CH102	5510	39.200	36.608	N/A	Pass
CH134	5670	39.320	36.734	N/A	Pass

Mode 4: Transmit by 802.11ac(20MHz)					
Channel No.	Frequency (MHz)	26dB Occupied Bandwidth (MHz)	99% Occupied Bandwidth (MHz)	Lower/Higher Frequency (MHz)	Result
CH36	5180	21.720	18.139	5170.9350	Pass
CH44	5220	21.800	18.278	N/A	Pass
CH48	5240	21.760	18.241	5249.1250	Pass
CH52	5260	21.440	18.514	N/A	Pass
CH60	5300	21.080	18.673	N/A	Pass
CH64	5320	21.520	18.600	N/A	Pass
CH100	5500	21.720	19.203	N/A	Pass
CH116	5580	21.320	19.135	N/A	Pass
CH140	5700	21.560	18.834	N/A	Pass

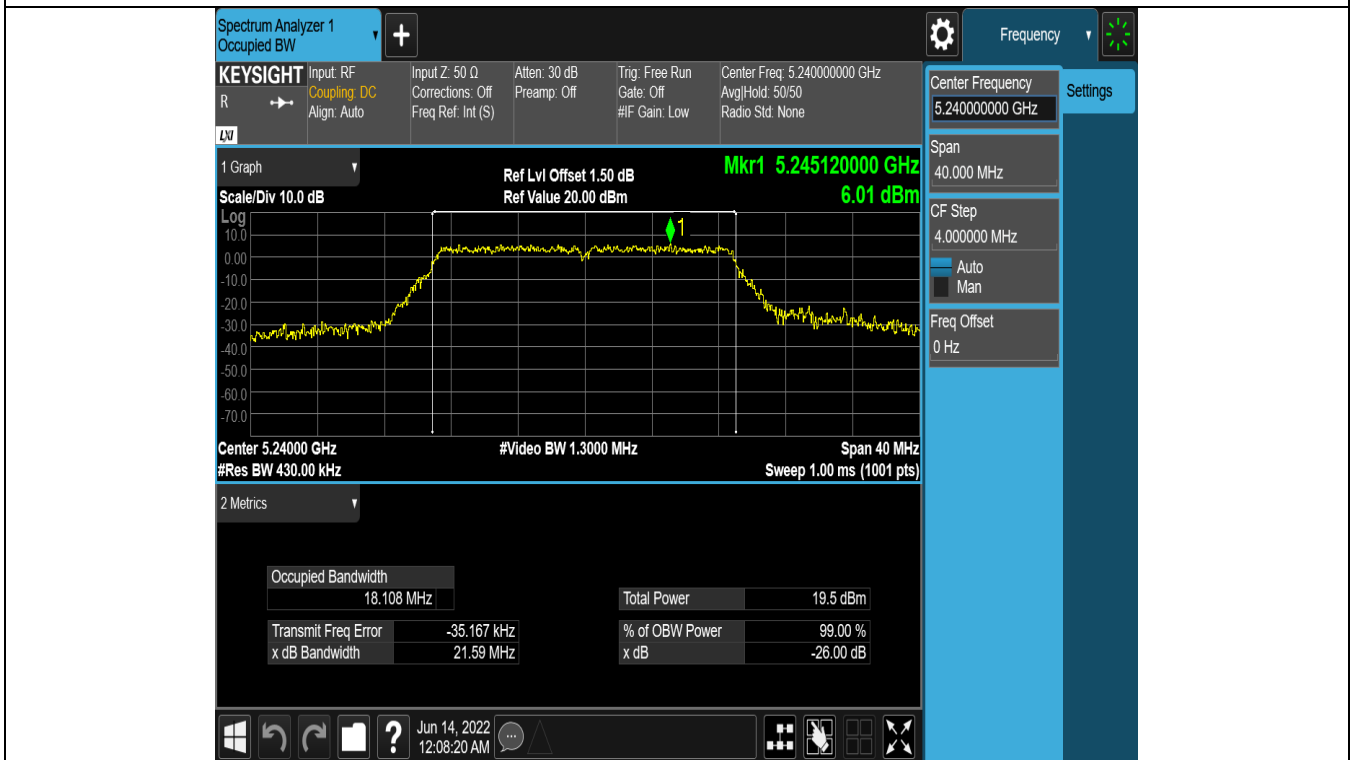
Mode 5: Transmit by 802.11ac(40MHz)					
Channel No.	Frequency (MHz)	26dB Occupied Bandwidth (MHz)	99% Occupied Bandwidth (MHz)	Lower/Higher Frequency (MHz)	Result
CH38	5190	40.000	36.477	5171.7615	Pass
CH46	5230	39.920	36.368	5248.1840	Pass
CH54	5270	40.000	36.427	N/A	Pass
CH62	5310	40.240	36.494	N/A	Pass
CH102	5510	39.440	36.533	N/A	Pass
CH134	5670	40.080	36.509	N/A	Pass

Mode 6: Transmit by 802.11ac(80MHz)

Channel No.	Frequency (MHz)	26dB Occupied Bandwidth (MHz)	99% Occupied Bandwidth (MHz)	Lower/Higher Frequency (MHz)	Result
CH42	5210	81.120	76.309	5171.8455/5248.1545	Pass
CH58	5290	81.280	76.697	N/A	Pass
CH106	5530	81.120	76.084	N/A	Pass

The worst case of Occupied Bandwidth as below:

Mode 2: CH48 (5240MHz)



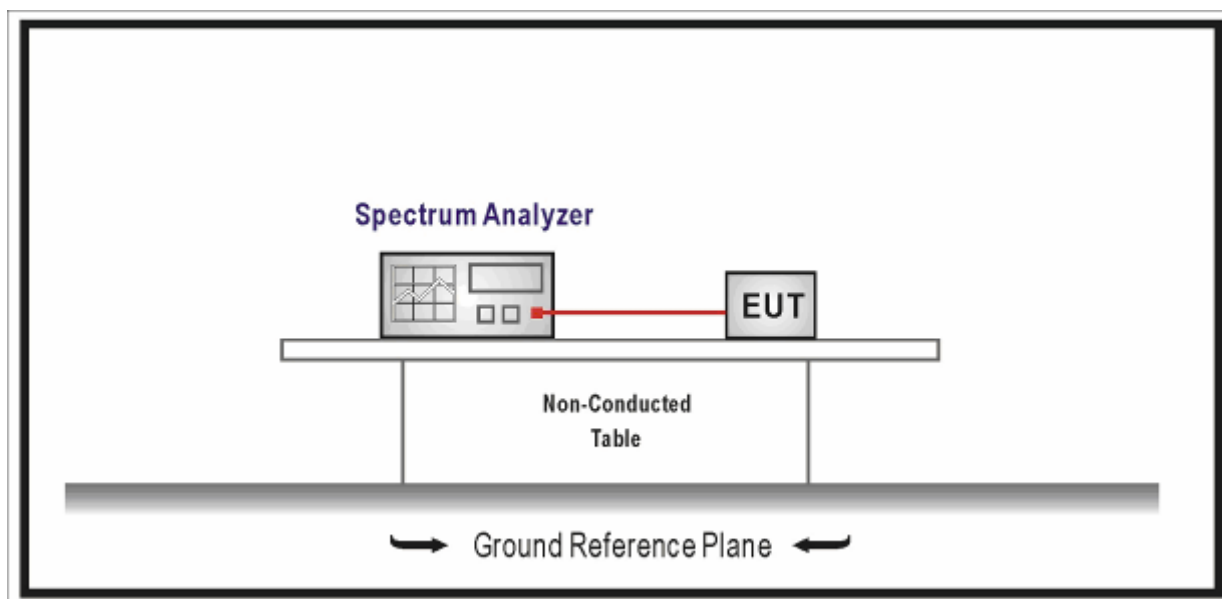
6. 6dB bandwidth

6.1. Test Equipment

6dB bandwidth / TR-8					
Instrument	Manufacturer	Type No.	Serial No.	Cal. Date	Cal. Due Date
Spectrum Analyzer	Agilent	N9010A	MY48030494	2021.12.15	2022.12.14
EXA Spectrum Analyzer	Keysight	N9010A	MY55370495	2021.08.12	2022.08.11
MXA Signal Analyzer	Keysight	N9020A	MY56060147	2022.07.14	2023.07.13
4TX MIMO Power Sensor	Keysight	X8750A	MY59400102	2022.03.16	2023.03.15
Coaxial Cable	Woken	SFL402	F02-150410-044	2022.01.18	2023.01.17
Temperature/Humidity Meter	RTS	RTS-8S	RF08	2022.07.07	2023.07.06

Note: All equipment is calibrated with traceable calibrations. Each calibration is traceable to the national or international standards.

6.2. Test Setup




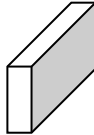





6.3. Limit

> 500 kHz

6.4. Test Procedure

Test Method			
	References Rule	Chapter	Description
<input type="checkbox"/>	ANSI C63.10	12.4	Emission bandwidth and occupied bandwidth
	<input type="checkbox"/> ANSI C63.10	12.4.1	Emission bandwidth (26dB)
	<input type="checkbox"/> ANSI C63.10	12.4.2	Occupied bandwidth (99%)
<input checked="" type="checkbox"/>	FCC KDB 789033 D02v02r01	C	Bandwidth Measurement
	<input type="checkbox"/> FCC KDB 789033 D02v02r01	C.1	Emission Bandwidth (26dB)
	<input checked="" type="checkbox"/> FCC KDB 789033 D02v02r01	C.2	Minimum Emission Bandwidth for the band 5.725-5.85 GHz (6dB)
<input type="checkbox"/>	FCC KDB 789033 D02v02r01	D	99 Percent Occupied Bandwidth

6.5. EUT test Axis definition

Item	6dB bandwidth			
Device Category	<input type="checkbox"/>	Indoor use		
	<input type="checkbox"/>	Outdoor use		
	<input type="checkbox"/>	Fix position use		
	<input checked="" type="checkbox"/>	Client use		
Test mode	Mode 1-6			
Test method	<input type="checkbox"/>	Radiated		
		X Axis	Y Axis	Z Axis
				
		Worst Axis <input type="checkbox"/>	Worst Axis <input type="checkbox"/>	Worst Axis <input type="checkbox"/>
	<input checked="" type="checkbox"/>	Conducted		
	<input checked="" type="checkbox"/>	Chain 1		
				
	<input checked="" type="checkbox"/>	Chain 1	Chain 2	
				
	<input type="checkbox"/>	Chain 1	Chain 2	Chain 3
				
	<input type="checkbox"/>	Chain 1	Chain 2	Chain 3
				

6.6. Test Result

Product Name	:	Computer BOX
Test Mode	:	Mode 1-6

Mode 1: Transmit by 802.11a

Channel No.	Frequency (MHz)	6dB Bandwidth (MHz)	Limit (kHz)	Result
149	5745	15.400	>500	Pass
157	5785	15.840		Pass
165	5825	16.320		Pass

Mode 2: Transmit by 802.11n(20MHz)

Channel No.	Frequency (MHz)	6dB Bandwidth (MHz)	Limit (kHz)	Result
149	5745	17.640	>500	Pass
157	5785	17.680		Pass
165	5825	17.600		Pass

Mode 3: Transmit by 802.11n(40MHz)

Channel No.	Frequency (MHz)	6dB Bandwidth (MHz)	Limit (kHz)	Result
151	5755	35.600	>500	Pass
159	5795	36.080		Pass

Mode 4: Transmit by 802.11ac(20MHz)

Channel No.	Frequency (MHz)	6dB Bandwidth (MHz)	Limit (kHz)	Result
149	5745	17.280	>500	Pass
157	5785	17.320		Pass
165	5825	17.600		Pass

Mode 5: Transmit by 802.11ac(40MHz)

Channel No.	Frequency (MHz)	6dB Bandwidth (MHz)	Limit (kHz)	Result
151	5755	36.320	>500	Pass
159	5795	35.360		Pass

Mode 6: Transmit by 802.11ac(80MHz)

Channel No.	Frequency (MHz)	6dB Bandwidth (MHz)	Limit (kHz)	Result
155	5775	75.680	>500	Pass

The worst case of 6dB Bandwidth as below:

Mode 1: CH149 (5745MHz)



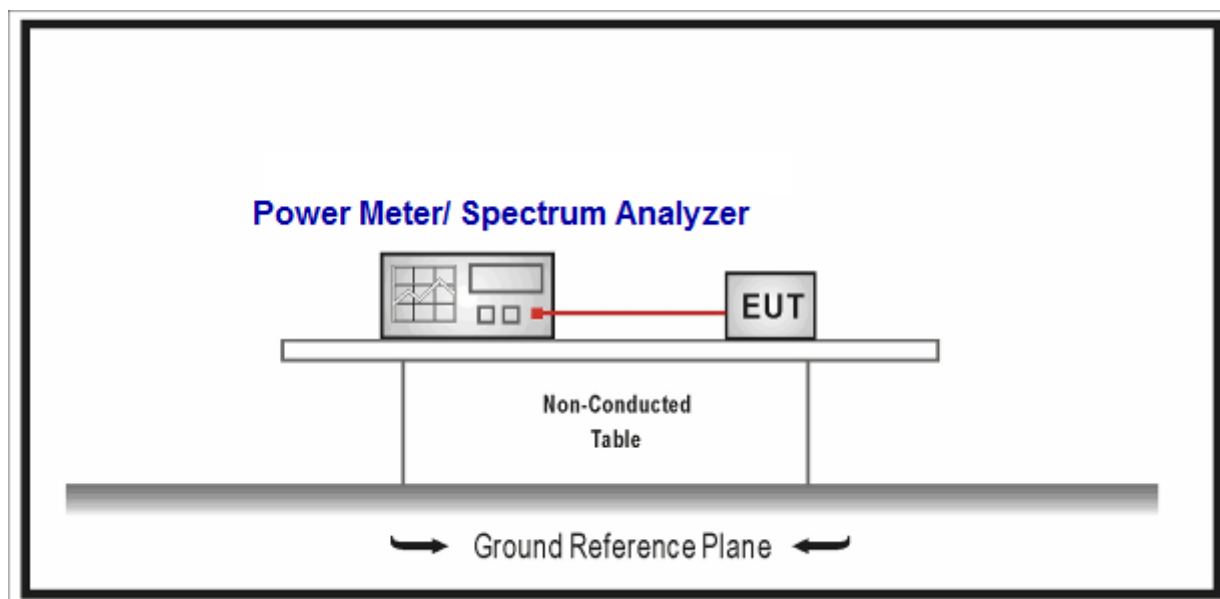
7. Power Output

7.1. Test Equipment

Power Output / TR-8					
Instrument	Manufacturer	Type No.	Serial No.	Cal. Date	Cal. Due Date
Spectrum Analyzer	Agilent	N9010A	MY48030494	2021.12.15	2022.12.14
EXA Spectrum Analyzer	Keysight	N9010A	MY55370495	2021.08.12	2022.08.11
MXA Signal Analyzer	Keysight	N9020A	MY56060147	2022.07.14	2023.07.13
4TX MIMO Power Sensor	Keysight	X8750A	MY59400102	2022.03.16	2023.03.15
Coaxial Cable	Woken	SFL402	F02-150410-044	2022.01.18	2023.01.17
Temperature/Humidity Meter	RTS	RTS-8S	RF08	2022.07.07	2023.07.06

Note: All equipment is calibrated with traceable calibrations. Each calibration is traceable to the national or international standards.

7.2. Test Setup



7.3. Limit


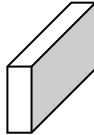




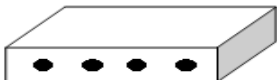
Fundamental emission output power Limit	
<input checked="" type="checkbox"/>	For the band 5.15-5.25 GHz
<input type="checkbox"/>	Outdoor access point: the maximum conducted output power shall not exceed 1 W. If $G_{TX} > 6\text{dBi}$, then $P_{out} \leq 30 - (G_{TX} - 6)$ and $\leq 125\text{mW}$ at any angle above 30 degrees
<input type="checkbox"/>	Indoor access point: the maximum conducted output power shall not exceed 1 W. If $G_{TX} > 6\text{dBi}$, then $P_{out} \leq 30 - (G_{TX} - 6)$
<input type="checkbox"/>	Fixed point-to-point access points: the maximum conducted output power shall not exceed 1 W. If $G_{TX} > 23\text{dBi}$, then $P_{out} \leq 30 - (G_{TX} - 23)$
<input checked="" type="checkbox"/>	Mobile and portable client devices: the maximum conducted output power shall not exceed 250mW. If $G_{TX} > 6\text{dBi}$, then $P_{out} \leq 24 - (G_{TX} - 6)$
<input checked="" type="checkbox"/>	For the band 5.25-5.35 GHz:
<input checked="" type="checkbox"/>	The maximum conducted output power shall not exceed 250mW or $11\text{dBm} + 10 \text{Log B}$, where B is the 26dB emission bandwidth in MHz. If $G_{TX} > 6\text{dBi}$, then $P_{out} \leq (\text{The lesser of } 24 \text{ or } 11\text{dBm} + 10 \text{Log B}) - (G_{TX} - 6)$
<input checked="" type="checkbox"/>	For the 5.47-5.725 GHz:
<input checked="" type="checkbox"/>	The maximum conducted output power shall not exceed 250mW or $11\text{dBm} + 10 \text{Log B}$, where B is the 26dB emission bandwidth in MHz. If $G_{TX} > 6\text{dBi}$, then $P_{out} \leq (\text{The lesser of } 24 \text{ or } 11\text{dBm} + 10 \text{Log B}) - (G_{TX} - 6)$
<input checked="" type="checkbox"/>	For the band 5.725-5.85 GHz:
<input checked="" type="checkbox"/>	The maximum conducted output power over the frequency band of operation shall not exceed 1 W. If $G_{TX} > 6\text{dBi}$, then $P_{out} \leq 30 - (G_{TX} - 6)$
Note 1 : G_{TX} directional gain of transmitting antennas.	
Note 2 : P_{out} is maximum peak conducted output power .	

7.4. Test Procedure

Fundamental emission output power Test Method			
	References Rule	Chapter	Description
<input checked="" type="checkbox"/>	ANSI C63.10	12.3	Maximum conducted output power
<input type="checkbox"/>	ANSI C63.10	12.3.2	Maximum conducted output power measurement using a spectrum analyzer (SA) or EMI receiver
	<input type="checkbox"/> ANSI C63.10	12.3.2.2	Method SA-1
	<input type="checkbox"/> ANSI C63.10	12.3.2.3	Method SA-1A (alternative)
	<input type="checkbox"/> ANSI C63.10	12.3.2.4	Method SA-2
	<input type="checkbox"/> ANSI C63.10	12.3.2.5	Method SA-2A (alternative)
	<input type="checkbox"/> ANSI C63.10	12.3.2.6	Method SA-3
	<input type="checkbox"/> ANSI C63.10	12.3.2.7	Method SA-3A (alternative)
<input checked="" type="checkbox"/>	ANSI C63.10	12.3.3	Maximum conducted output power using a power meter
	<input type="checkbox"/> ANSI C63.10	12.3.3.1	Method PM
	<input checked="" type="checkbox"/> ANSI C63.10	12.3.3.2	Method PM-G

Directional Gain Calculations for In-Band test method				
	References	Rule	Chapter	Description
<input type="checkbox"/>	KDB 662911		F2)a)	Basic methodology
	<input type="checkbox"/>	KDB 662911	F2)a) (i)	transmit signals are correlated
	<input type="checkbox"/>	KDB 662911	F2)a) (ii)	transmit signals are uncorrelated
<input type="checkbox"/>	KDB 662911		F2)b)	Sectorized antenna systems.
<input type="checkbox"/>	KDB 662911		F2)c)	Cross-polarized antennas
	<input type="checkbox"/>	ANSI C63.10	F2)c) (i)	Cross-polarized antennas
	<input type="checkbox"/>	ANSI C63.10	F2)c) (ii)	Multiple antennas
<input type="checkbox"/>	KDB 662911		F2)e)	Spatial stream
	<input type="checkbox"/>	KDB 662911	F2)e) (i)	Antennas have the same gain
	<input type="checkbox"/>	KDB 662911	F2)e) (ii)	Antenna have the different gain with one spatial stream
	<input type="checkbox"/>	KDB 662911	F2)e) (iii)	Antenna have the different gain with more than one spatial stream
<input checked="" type="checkbox"/>	KDB 662911		F2)f)	Cyclic Delay Diversity (CDD)
	<input type="checkbox"/>	KDB 662911	F2)f) (i)	Antennas have the same gain
	<input type="checkbox"/>	KDB 662911	F2)f) (ii)	Antenna have the different gain with one spatial stream
	<input checked="" type="checkbox"/>	KDB 662911	F2)f) (iii)	Antenna have the different gain with more than one spatial stream

7.5. EUT test Axis definition

Item	output power			
Device Category	<input type="checkbox"/>	Indoor use		
	<input type="checkbox"/>	Outdoor use		
	<input type="checkbox"/>	Fix position use		
	<input checked="" type="checkbox"/>	Client use		
Test mode	Mode 1-6			
Test method	<input type="checkbox"/>	Radiated		
		X Axis	Y Axis	Z Axis
				
		Worst Axis <input type="checkbox"/>	Worst Axis <input type="checkbox"/>	Worst Axis <input type="checkbox"/>
	<input checked="" type="checkbox"/>	Conducted		
	<input checked="" type="checkbox"/>	Chain 1		
				
	<input checked="" type="checkbox"/>	Chain 1	Chain 2	
				
	<input type="checkbox"/>	Chain 1	Chain 2	Chain 3
				
	<input type="checkbox"/>	Chain 1	Chain 2	Chain 3
				

7.6. Test Result

Pass

The test data please refer to the files attached.

Appendix 1: 5GHz FCC RF output power

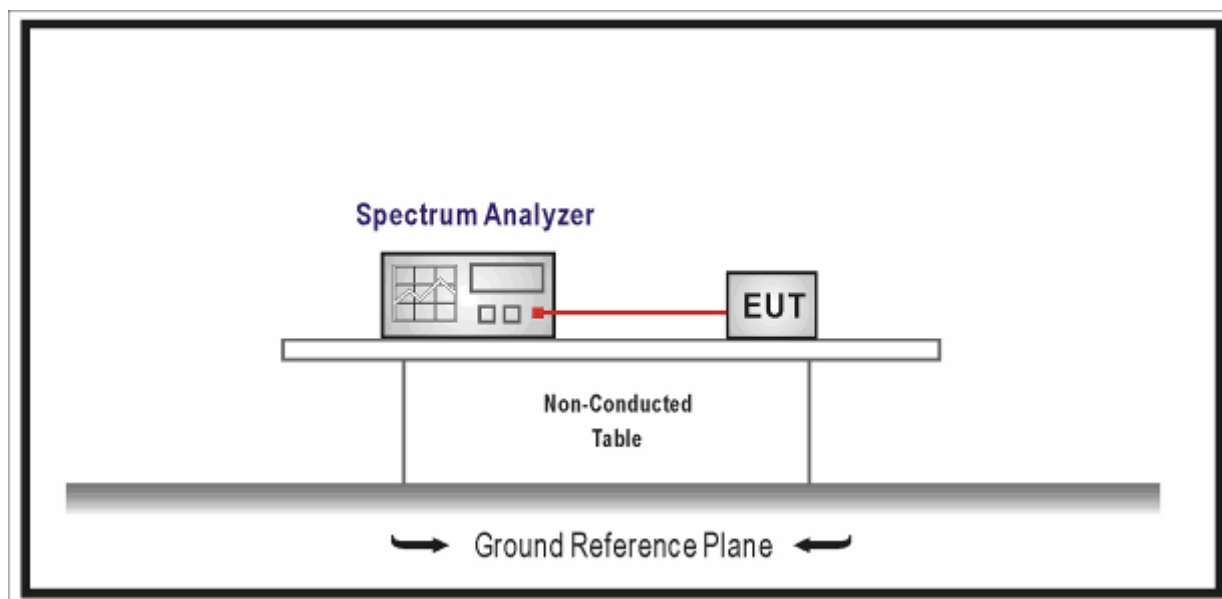
8. Maximum Power Spectral Density

8.1. Test Equipment

Maximum Power Spectral Density / TR-8					
Instrument	Manufacturer	Type No.	Serial No.	Cal. Date	Cal. Due Date
Spectrum Analyzer	Agilent	N9010A	MY48030494	2021.12.15	2022.12.14
EXA Spectrum Analyzer	Keysight	N9010A	MY55370495	2021.08.12	2022.08.11
MXA Signal Analyzer	Keysight	N9020A	MY56060147	2022.07.14	2023.07.13
4TX MIMO Power Sensor	Keysight	X8750A	MY59400102	2022.03.16	2023.03.15
Coaxial Cable	Woken	SFL402	F02-150410-044	2022.01.18	2023.01.17
Temperature/Humidity Meter	RTS	RTS-8S	RF08	2022.07.07	2023.07.06

Note: All equipment is calibrated with traceable calibrations. Each calibration is traceable to the national or international standards.

8.2. Test Setup



8.3. Limit


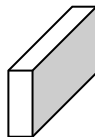
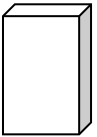




Maximum power spectral density Limit	
<input checked="" type="checkbox"/>	For the band 5.15-5.25 GHz
<input type="checkbox"/>	Outdoor access point: the maximum power spectral density shall not exceed 17 dBm/MHz. If $G_{TX} > 6\text{dBi}$, then $P_{out} \leq 17 - (G_{TX} - 6)$
<input type="checkbox"/>	Indoor access point: the maximum power spectral density shall not exceed 17 dBm/MHz. If $G_{TX} > 6\text{dBi}$, then $P_{out} \leq 17 - (G_{TX} - 6)$
<input type="checkbox"/>	Fixed point-to-point access points: the maximum power spectral density shall not exceed 17 dBm/MHz. If $G_{TX} > 23\text{dBi}$, then $P_{out} \leq 17 - (G_{TX} - 23)$
<input checked="" type="checkbox"/>	Mobile and portable client devices: the maximum power spectral density shall not exceed 11 dBm/MHz. If $G_{TX} > 6\text{dBi}$, then $P_{out} \leq 11 - (G_{TX} - 6)$
<input checked="" type="checkbox"/>	For the 5.25-5.35 GHz:
<input checked="" type="checkbox"/>	The maximum power spectral density shall not exceed 11 dBm/MHz. If $G_{TX} > 6\text{dBi}$, then $P_{out} \leq 11 - (G_{TX} - 6)$
<input checked="" type="checkbox"/>	For the 5.47-5.725 GHz:
<input checked="" type="checkbox"/>	The maximum power spectral density shall not exceed 11 dBm/MHz. If $G_{TX} > 6\text{dBi}$, then $P_{out} \leq 11 - (G_{TX} - 6)$
<input checked="" type="checkbox"/>	For the band 5.725-5.85 GHz:
<input checked="" type="checkbox"/>	The maximum power spectral density shall not exceed 30 dBm/500KHz. If $G_{TX} > 6\text{dBi}$, then $P_{out} \leq 30 - (G_{TX} - 6)$
Note 1: G_{TX} directional gain of transmitting antennas.	
Note 2: P_{out} is maximum power spectral density.	

Directional Gain Calculations for In-Band test method				
	References	Rule	Chapter	Description
<input type="checkbox"/>	KDB 662911		F2)a)	Basic methodology
	<input type="checkbox"/>	KDB 662911	F2)a) (i)	transmit signals are correlated
	<input type="checkbox"/>	KDB 662911	F2)a) (ii)	transmit signals are uncorrelated
<input type="checkbox"/>	KDB 662911		F2)b)	Sectorized antenna systems.
<input type="checkbox"/>	KDB 662911		F2)c)	Cross-polarized antennas
	<input type="checkbox"/>	ANSI C63.10	F2)c) (i)	Cross-polarized antennas
	<input type="checkbox"/>	ANSI C63.10	F2)c) (ii)	Multiple antennas
<input type="checkbox"/>	KDB 662911		F2)e)	Spatial stream
	<input type="checkbox"/>	KDB 662911	F2)e) (i)	Antennas have the same gain
	<input type="checkbox"/>	KDB 662911	F2)e) (ii)	Antenna have the different gain with one spatial stream
	<input type="checkbox"/>	KDB 662911	F2)e) (iii)	Antenna have the different gain with more than one spatial stream
<input checked="" type="checkbox"/>	KDB 662911		F2)f)	Cyclic Delay Diversity (CDD)
	<input type="checkbox"/>	KDB 662911	F2)f) (i)	Antennas have the same gain
	<input type="checkbox"/>	KDB 662911	F2)f) (ii)	Antenna have the different gain with one spatial stream
	<input checked="" type="checkbox"/>	KDB 662911	F2)f) (iii)	Antenna have the different gain with more than one spatial stream

8.4. Test Procedure

Fundamental emission output power Test Method			
	References Rule	Chapter	Description
<input checked="" type="checkbox"/>	ANSI C63.10	12.5	Peak power spectral density
<input checked="" type="checkbox"/>	FCC KDB 789033 D02v02r01	F	Maximum Power Spectral Density (PSD)

8.5. EUT test Axis definition

Item	Power Spectral Density			
Device Category	<input type="checkbox"/>	Indoor use		
	<input type="checkbox"/>	Outdoor use		
	<input type="checkbox"/>	Fix position use		
	<input checked="" type="checkbox"/>	Client use		
Test mode	Mode 1-6			
Test method	<input type="checkbox"/>	Radiated		
		X Axis	Y Axis	Z Axis
				
		Worst Axis <input type="checkbox"/>	Worst Axis <input type="checkbox"/>	Worst Axis <input type="checkbox"/>
	<input checked="" type="checkbox"/>	Conducted		
	<input checked="" type="checkbox"/>	Chain 1		
				
	<input checked="" type="checkbox"/>	Chain 1	Chain 2	
				
	<input type="checkbox"/>	Chain 1	Chain 2	Chain 3
				
<input type="checkbox"/>	Chain 1	Chain 2	Chain 3	Chain 4
				

8.6. Test Result

Product Name	:	Computer BOX
Test Mode	:	Mode 1~6

Mode 1: Transmit by 802.11a with CDD						
Channel No.	Frequency (MHz)	Measurement Power Spectral Density (dBm/MHz)	Duty factor	Total Measurement PSD (dBm/MHz)	Limit (dBm/MHz)	Result
		Worst Chain				
CH36	5180	3.86	0.101	6.971	11	Pass
CH44	5220	3.65	0.101	6.761	11	Pass
CH48	5240	3.58	0.101	6.691	11	Pass
CH52	5260	4.16	0.101	7.271	11	Pass
CH60	5300	4.02	0.101	7.131	11	Pass
CH64	5320	3.92	0.101	7.031	11	Pass
CH100	5500	1.09	0.101	4.201	11	Pass
CH116	5580	1.24	0.101	4.351	11	Pass
CH140	5700	1.81	0.101	4.921	11	Pass
Channel No.	Frequency (MHz)	Measurement Power Spectral Density (dBm/500KHz)	Duty factor	Total Measurement PSD (dBm/500KHz)	Limit (dBm/500KHz)	Result
		Worst Chain				
CH149	5745	1.45	0.101	4.561	30	Pass
CH157	5785	2.06	0.101	5.171	30	Pass
CH165	5825	1.98	0.101	5.091	30	Pass

Mode 2: Transmit by 802.11n(20MHz) with CDD						
Channel No.	Frequency (MHz)	Measurement Power Spectral Density (dBm/MHz)	Duty factor	Total Measurement PSD (dBm/MHz)	Limit (dBm/MHz)	Result
		Worst Chain				
CH36	5180	3.57	0.101	6.681	11	Pass
CH44	5220	3.23	0.101	6.341	11	Pass
CH48	5240	2.86	0.101	5.971	11	Pass
CH52	5260	3.67	0.101	6.781	11	Pass
CH60	5300	3.02	0.101	6.131	11	Pass
CH64	5320	4.10	0.101	7.211	11	Pass
CH100	5500	1.01	0.101	4.121	11	Pass
CH116	5580	1.42	0.101	4.531	11	Pass
CH140	5700	1.51	0.101	4.621	11	Pass
Channel No.	Frequency (MHz)	Measurement Power Spectral Density (dBm/500KHz)	Duty factor	Total Measurement PSD (dBm/500KHz)	Limit (dBm/500KHz)	Result
		Worst Chain				
CH149	5745	1.42	0.101	4.531	30	Pass
CH157	5785	1.96	0.101	5.071	30	Pass
CH165	5825	1.56	0.101	4.671	30	Pass

Mode 3: Transmit by 802.11n(40MHz) with CDD						
Channel No.	Frequency (MHz)	Measurement Power Spectral Density (dBm/MHz)	Duty factor	Total Measurement PSD (dBm/MHz)	Limit (dBm/MHz)	Result
		Worst Chain				
CH38	5190	-1.28	0.921	2.651	11	Pass
CH46	5230	-1.58	0.921	2.351	11	Pass
CH54	5270	-0.05	0.921	3.881	11	Pass
CH62	5310	-1.13	0.921	2.801	11	Pass
CH102	5510	-4.63	0.921	-0.699	11	Pass
CH134	5670	-3.79	0.921	0.141	11	Pass
Channel No.	Frequency (MHz)	Measurement Power Spectral Density (dBm/500KHz)	Duty factor	Total Measurement PSD (dBm/500KHz)	Limit (dBm/500KHz)	Result
		Worst Chain				
CH151	5755	-7.56	0.921	-3.629	30	Pass
CH159	5795	-6.65	0.921	-2.719	30	Pass

Mode 4: Transmit by 802.11ac(20MHz) with CDD						
Channel No.	Frequency (MHz)	Measurement Power Spectral Density (dBm/MHz)	Duty factor	Total Measurement PSD (dBm/MHz)	Limit (dBm/MHz)	Result
		Worst Chain				
CH36	5180	3.64	0.101	6.751	11	Pass
CH44	5220	3.75	0.101	6.861	11	Pass
CH48	5240	3.42	0.101	6.531	11	Pass
CH52	5260	3.65	0.101	6.761	11	Pass
CH60	5300	4.57	0.101	7.681	11	Pass
CH64	5320	4.31	0.101	7.421	11	Pass
CH100	5500	1.16	0.101	4.271	11	Pass
CH116	5580	1.21	0.101	4.321	11	Pass
CH140	5700	1.25	0.101	4.361	11	Pass
Channel No.	Frequency (MHz)	Measurement Power Spectral Density (dBm/500KHz)	Duty factor	Total Measurement PSD (dBm/500KHz)	Limit (dBm/500KHz)	Result
		Worst Chain				
CH149	5745	0.99	0.101	4.101	30	Pass
CH157	5785	1.81	0.101	4.921	30	Pass
CH165	5825	1.79	0.101	4.901	30	Pass

Mode 5: Transmit by 802.11ac(40MHz) with CDD						
Channel No.	Frequency (MHz)	Measurement Power Spectral Density (dBm/MHz)	Duty factor	Total Measurement PSD (dBm/MHz)	Limit (dBm/MHz)	Result
		Worst Chain				
CH38	5190	-1.72	0.921	2.211	11	Pass
CH46	5230	-1.61	0.921	2.321	11	Pass
CH54	5270	0.23	0.921	4.161	11	Pass
CH62	5310	-0.12	0.921	3.811	11	Pass
CH102	5510	-4.64	0.921	-0.709	11	Pass
CH134	5670	-4.42	0.921	-0.489	11	Pass
Channel No.	Frequency (MHz)	Measurement Power Spectral Density (dBm/500KHz)	Duty factor	Total Measurement PSD (dBm/500KHz)	Limit (dBm/500KHz)	Result
		Worst Chain				
CH151	5755	-7.24	0.921	-3.309	30	Pass
CH159	5795	-6.24	0.921	-2.309	30	Pass

Mode 6: Transmit by 802.11ac(80MHz) with CDD						
Channel No.	Frequency (MHz)	Measurement Power Spectral Density (dBm/MHz)	Duty factor	Total Measurement PSD (dBm/MHz)	Limit (dBm/MHz)	Result
		Worst Chain				
CH42	5210	-5.57	1.662	-0.898	11	Pass
CH58	5290	-4.98	1.662	-0.308	11	Pass
CH106	5530	-8.37	1.662	-3.698	11	Pass
Channel No.	Frequency (MHz)	Measurement Power Spectral Density (dBm/500KHz)	Duty factor	Total Measurement PSD (dBm/500KHz)	Limit (dBm/500KHz)	Result
		Worst Chain				
CH155	5775	-11.55	1.662	-6.878	30	Pass

Note 1: We have evaluated both SISO and MIMO mode, shown in the report is the worst data.

Note 2: All the chains are tested for SISO and CDD mode and only the worst chain of the PSD was showed.

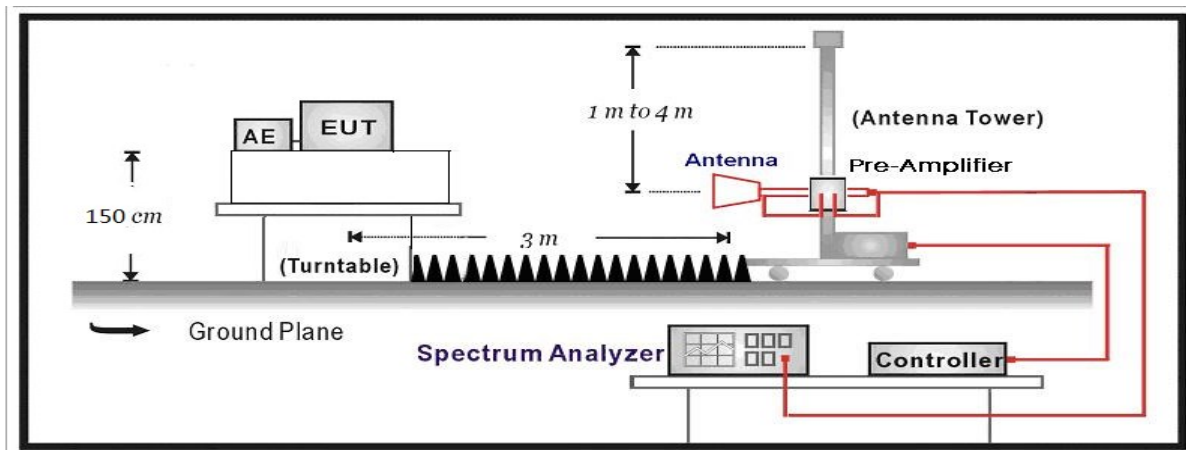
9. Band Edge

9.1. Test Equipment

Instrument	Manufacturer	Type No.	Serial No.	Cal. Date	Cal. Due Date
EXASpectrum Analyzer	Keysight	N9010A	MY55370495	2021.08.12	2022.08.11
Amplifier	SKET	LNPA_0118G-45	SK2021041201	2022.04.15	2023.04.14
Preamplifier	EMCI	EMC184045SE	980263	2022.05.21	2023.05.20
DRG Horn Antenna	ETS-Lindgren	3117	00167055	2021.08.23	2022.08.22
Broad-BandHornAntenna	Schwarzbeck	BBHA9170	294	2022.05.19	2023.05.18
Coaxial Cable	Huber+Suhner	SUCOFLEX 106	AC5-C2	2022.03.30	2023.03.29
Coaxial Cable	ROSENBERGER	LA1-C011-2000/3000	AC5-40G	2022.03.21	2023.03.20
Temperature/Humidity Meter	RTS	RTS-8S	AC5-TH	2022.07.07	2023.07.06
Dekra test software	Dekra	-	-	-	-

Note: All equipment is calibrated with traceable calibrations. Each calibration is traceable to the national or international standards.

9.2. Test Setup



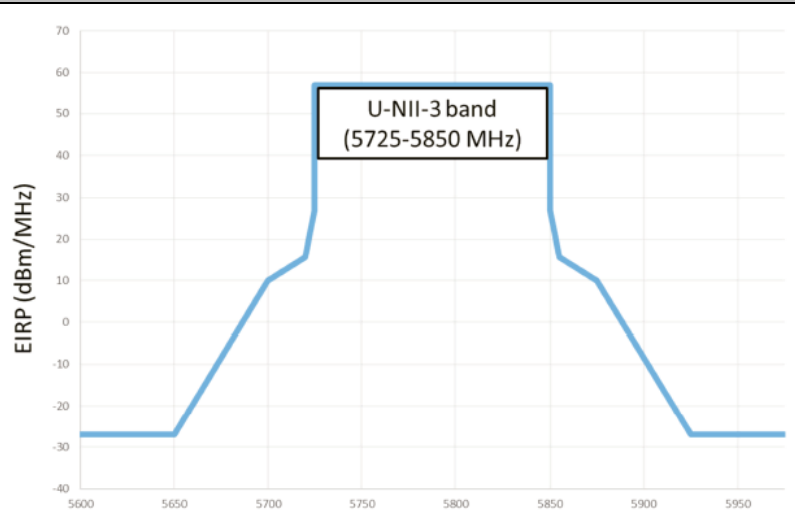
9.3. Limit

FCC Part 15 Subpart C Paragraph 15.209 (Restricted Band Emissions Limit)		
Frequency (MHz)	Distance (m)	Level (dBµV/m)
0.009-0.490	300	2400/F(kHz)
0.490-1.705	30	24000/F(kHz)
1.705-30.0	30	30
30-88	3	100**
88-216	3	150**
216-960	3	200**
Above 960	3	500

Note 1: At frequencies below 30 MHz, measurements may be performed at a distance closer than that specified in the regulations; however, an attempt should be made to avoid making measurements in the near field. Pending the development of an appropriate measurement procedure for measurements performed below 30 MHz, when performing measurements at a closer distance than specified, the results shall be extrapolated to the specified distance by either making measurements at a minimum of two distances on at least one radial to determine the proper extrapolation factor or by using the square of an inverse linear distance extrapolation factor (40 dB/decade).

Note 2: At frequencies at or above 30 MHz, measurements may be performed at a distance other than what is specified provided: measurements are not made in the near field except where it can be shown that near field measurements are appropriate due to the characteristics of the device; and it can be demonstrated that the signal levels needed to be measured at the distance employed can be detected by the measurement equipment. Measurements shall not be performed at a distance greater than 30 meters unless it can be further demonstrated that measurements at a distance of 30 meters or less are impractical. When performing measurements at a distance other than that specified, the results shall be extrapolated to the specified distance using an extrapolation factor of 20 dB/decade (inverse linear-distance for field strength measurements; inverse-linear-distance-squared for power density measurements).


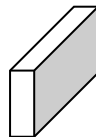

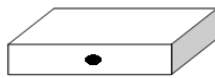



FCC Part 15 Subpart C Paragraph 15.205 (Restricted Band)			
Frequency (MHz)	Frequency (MHz)	Frequency (MHz)	Frequency (MHz)
0.090 – 0.110	16.42 – 16.423	399.9 – 410	4.5 – 5.15
0.495 – 0.505	16.69475 – 16.69525	608 – 614	5.35 – 5.46
2.1735 – 2.1905	16.80425 – 16.80475	960 – 1240	7.25 – 7.75
4.125 – 4.128	25.5 – 25.67	1300 – 1427	8.025 – 8.5
4.17725 – 4.17775	37.5 – 38.25	1435 – 1626.5	9.0 – 9.2
4.20725 – 4.20775	73 – 74.6	1645.5 – 1646.5	9.3 – 9.5
6.215 – 6.218	74.8 – 75.2	1660 – 1710	10.6 – 12.7
6.26775 – 6.26825	108 – 121.94	1718.8 – 1722.2	13.25 – 13.4
6.31175 – 6.31225	123 – 138	2200 – 2300	14.47 – 14.5
8.291 – 8.294	149.9 – 150.05	2310 – 2390	15.35 – 16.2
8.362 – 8.366	156.52475 – 156.52525	2483.5 – 2500	17.7 – 21.4
8.37625 – 8.38675	156.7 – 156.9	2690 – 2900	22.01 – 23.12
8.81425 – 8.81475	162.0125 – 167.17	3260 – 3267	23.6 – 24.0
12.29 – 12.293	167.72 – 173.2	3332 – 3339	31.2 – 31.8
12.51975–12.52025	240 – 285	3345.8 – 3358	36.43 – 36.5
12.57675–12.57725	322 – 335.4	3600 – 4400	
13.36 – 13.41			

FCC Part 15 Subpart E Paragraph 15.407(5)(b) (Unrestricted Band Emissions Limit)		
Operating Frequency Band (MHz)	EIRP Limit (dBm/MHz)	Equivalent Field Strength at 3m (dB μ V/m)
5150 - 5250	-27	68.3
5250 - 5350	-27	68.3
5470 - 5725	-27	68.3
Operating Frequency Band (MHz)	EIRP Limit (dBm/MHz)	
5725 - 5850		

9.4. Test Procedure

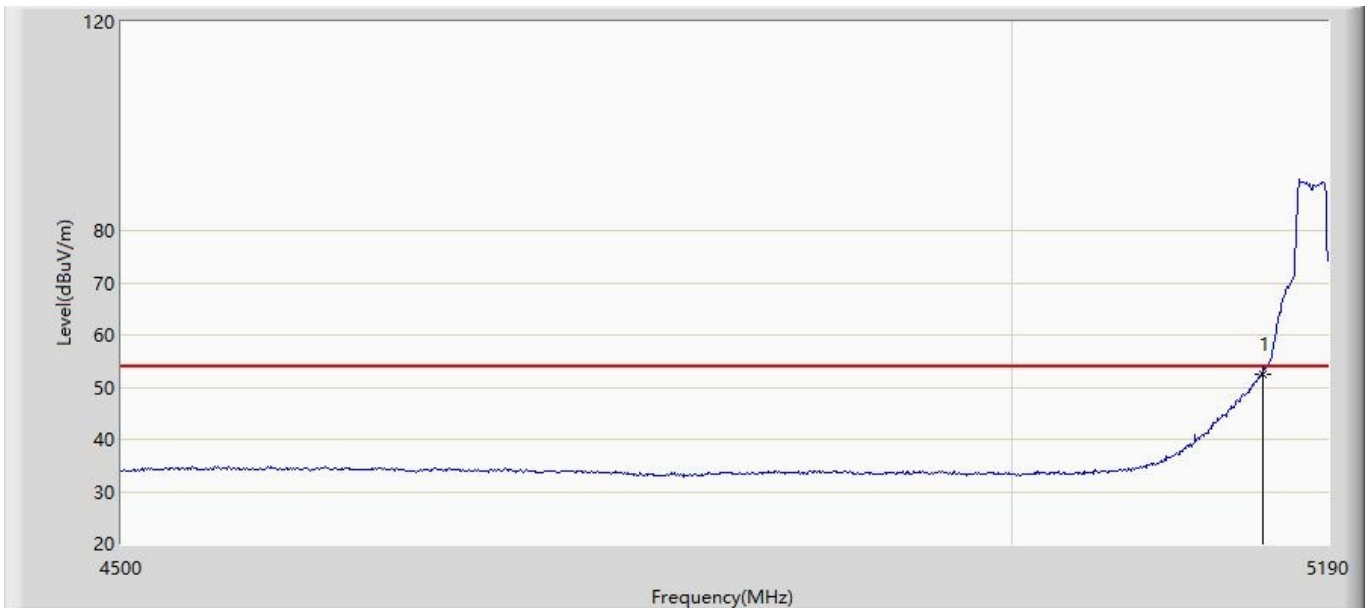
Test Method				
	References Rule	Chapter	Description	
<input type="checkbox"/>	ANSI C63.10	12.7.3	Emissions in non-restricted frequency bands	
<input checked="" type="checkbox"/>	ANSI C63.10	12.7.2	Emissions in restricted frequency bands	
	<input type="checkbox"/>	ANSI C63.10	12.7.5	Radiated emission measurements
	<input checked="" type="checkbox"/>	ANSI C63.10	12.7.6	Procedure for peak unwanted emissions measurements above 1000 MHz
	<input checked="" type="checkbox"/>	ANSI C63.10	12.7.7	Procedures for average unwanted emissions measurements above 1000 MHz
	<input type="checkbox"/>	ANSI C63.10	12.7.7.2	Method AD (average detection)—primary method
	<input checked="" type="checkbox"/>	ANSI C63.10	12.7.7.3	Method VB-A (Alternative)
	<input type="checkbox"/>	ANSI C63.10	6.4	Radiated emissions from unlicensed wireless devices below 30 MHz
	<input type="checkbox"/>	ANSI C63.10	6.5	Radiated emissions from unlicensed wireless devices in the frequency range of 30 MHz to 1000 MHz
	<input type="checkbox"/>	ANSI C63.10	6.6	Radiated emissions from unlicensed wireless devices above 1 GHz
<input type="checkbox"/>	FCC KDB 789033 D02v02r01	G.2	Unwanted Emissions that fall Outside of the Restricted Bands	
<input type="checkbox"/>	FCC KDB 789033 D02v02r01	G.1	Unwanted Emissions in the Restricted Bands	
	<input type="checkbox"/>	FCC KDB 789033 D02v02r01	G.4	Procedure for Unwanted Emissions Measurements below 1000 MHz
	<input type="checkbox"/>	FCC KDB 789033 D02v02r01	G.5	Procedure for Unwanted Maximum Emissions Measurements above 1000 MHz
	<input type="checkbox"/>	FCC KDB 789033 D02v02r01	G.6	Procedures for Average Unwanted Emissions Measurements above 1000 MHz
	<input type="checkbox"/>	FCC KDB 789033 D02v02r01	G.6.c	Method AD (Average detection)—primary method
	<input type="checkbox"/>	FCC KDB 789033 D02v02r01	G.6.d	Method VB (Averaging using reduced video bandwidth): Alternative method.

9.5. EUT test Axis definition

Item	Band Edge			
Device Category	<input type="checkbox"/>	Indoor use		
	<input type="checkbox"/>	Outdoor use		
	<input type="checkbox"/>	Fix position use		
	<input checked="" type="checkbox"/>	Client use		
Test mode	Mode 1-6			
Test method	<input type="checkbox"/>	Radiated		
		X Axis	Y Axis	Z Axis
				
		Worst Axis <input type="checkbox"/>	Worst Axis <input type="checkbox"/>	Worst Axis <input type="checkbox"/>
	<input checked="" type="checkbox"/>	Conducted		
	<input checked="" type="checkbox"/>	Chain 1		
				
	<input checked="" type="checkbox"/>	Chain 1	Chain 2	
				
	<input type="checkbox"/>	Chain 1	Chain 2	Chain 3
				
	<input type="checkbox"/>	Chain 1	Chain 2	Chain 3
				

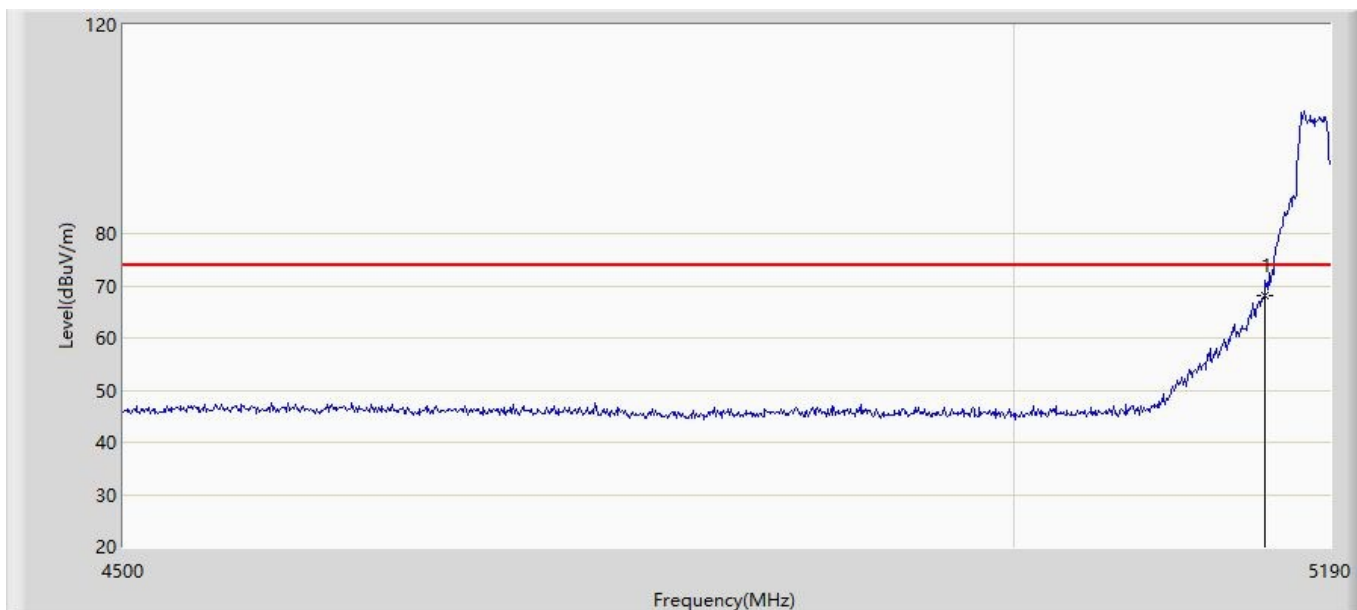
9.6. Test Result
SISO: Worst Antenna2 :

Profile: 2250618R	Page No.: 1
Engineer: Yu Liu	
Site: AC5	Time: 2022/06/17 - 23:00
Limit: FCC_Part15.209_RE(3m)	Margin: 0
Probe: FCC_ANT-1-18G	Polarity: Horizontal
EUT: Computer BOX	Power: AC 120V/60Hz
Note: Mode 1:Transmit at 5180MHz by 11a	



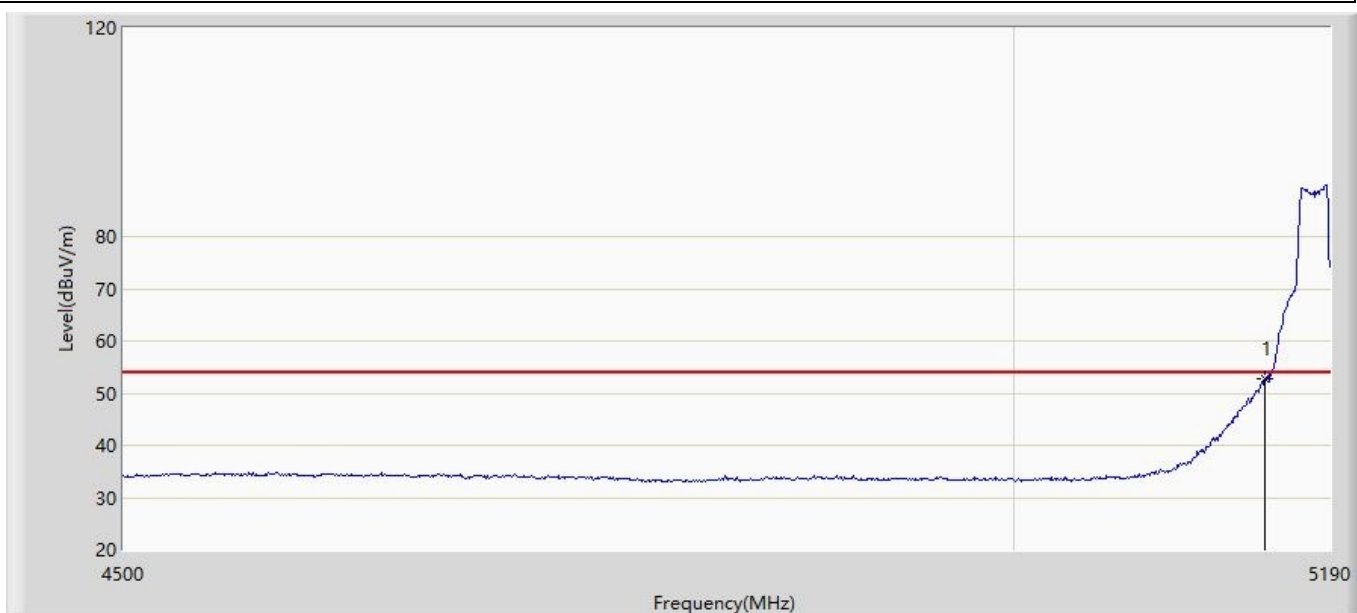
No	Mark	Frequency (MHz)	Measure Level (dBuV/m)	Reading Level (dBuV)	Over Limit (dB)	Limit (dBuV/m)	Factor (dB)	Type
1	*	5150.000	52.567	14.507	-1.433	54.000	38.060	AV

Profile: 2250618R	Page No.: 2
Engineer: Yu Liu	
Site: AC5	Time: 2022/06/17 - 23:16
Limit: FCC_Part15.209_RE(3m)	Margin: 0
Probe: FCC_ANT-1-18G	Polarity: Horizontal
EUT: Computer BOX	Power: AC 120V/60Hz
Note: Mode 1:Transmit at 5180MHz by 11a	



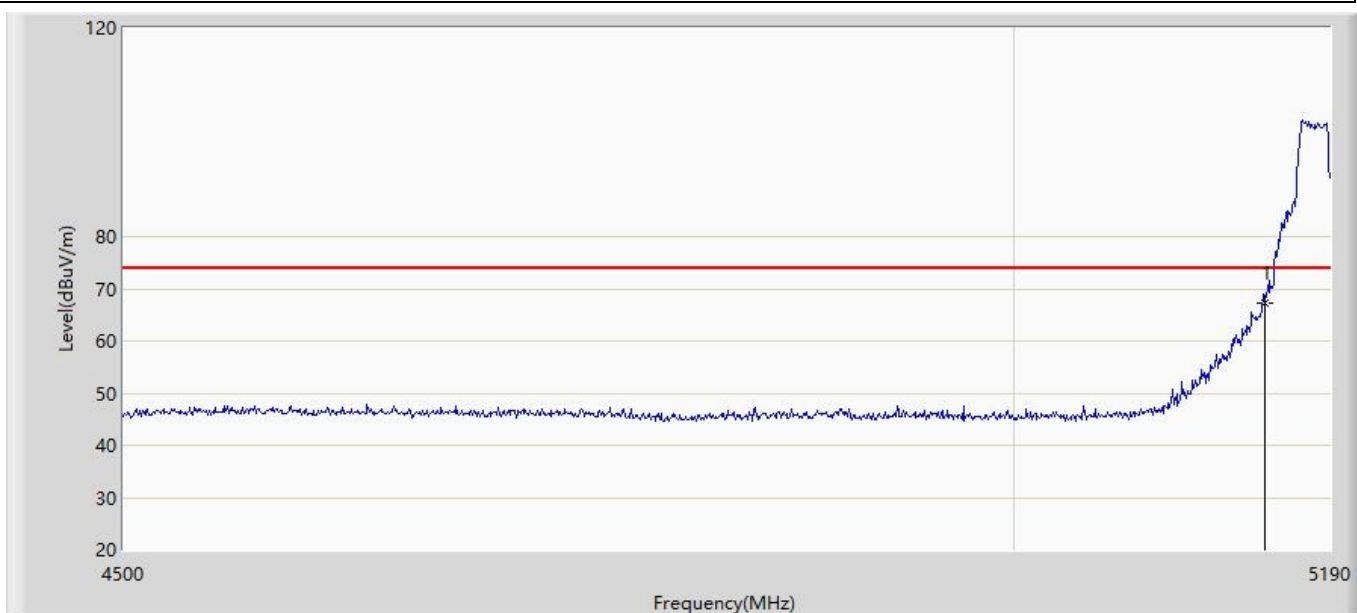
No	Mark	Frequency (MHz)	Measure Level (dBuV/m)	Reading Level (dBuV)	Over Limit (dB)	Limit (dBuV/m)	Factor (dB)	Type
1	*	5150.000	68.103	30.043	-5.897	74.000	38.060	PK

Profile: 2250618R	Page No.: 3
Engineer: Yu Liu	
Site: AC5	Time: 2022/06/17 - 23:17
Limit: FCC_Part15.209_RE(3m)	Margin: 0
Probe: FCC_ANT-1-18G	Polarity: Vertical
EUT: Computer BOX	Power: AC 120V/60Hz
Note: Mode 1:Transmit at 5180MHz by 11a	



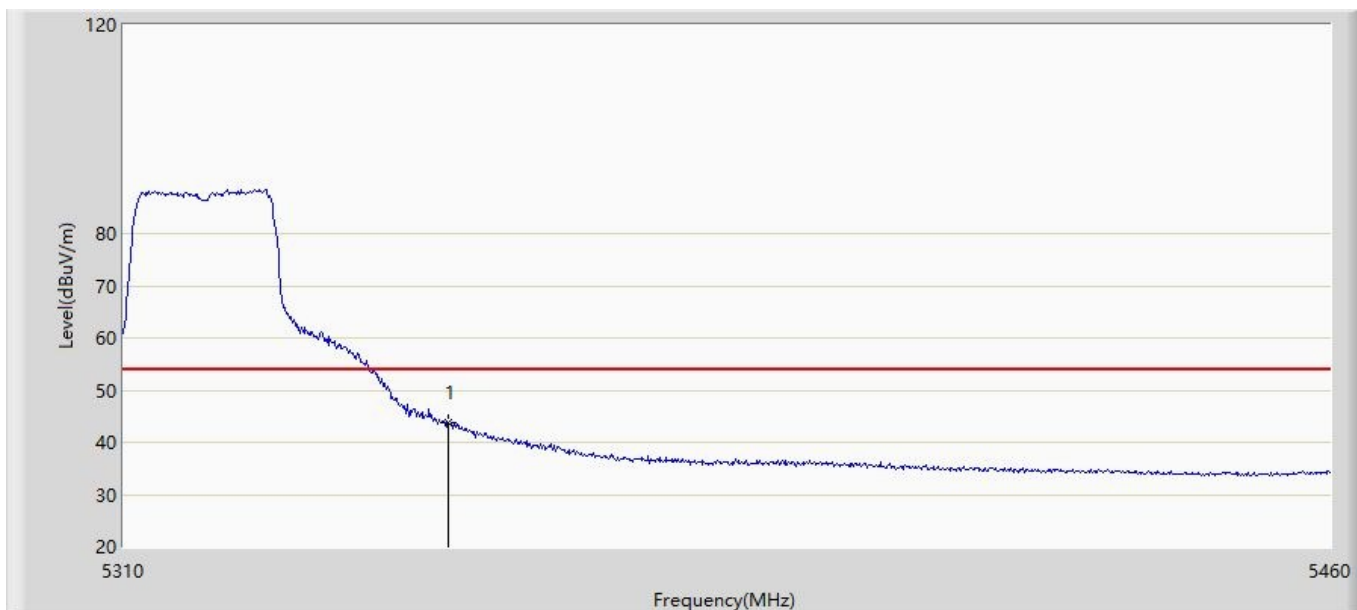
No	Mark	Frequency (MHz)	Measure Level (dBuV/m)	Reading Level (dBuV)	Over Limit (dB)	Limit (dBuV/m)	Factor (dB)	Type
1	*	5150.000	52.653	14.593	-1.347	54.000	38.060	AV

Profile: 2250618R	Page No.: 4
Engineer: Yu Liu	
Site: AC5	Time: 2022/06/17 - 23:21
Limit: FCC_Part15.209_RE(3m)	Margin: 0
Probe: FCC_ANT-1-18G	Polarity: Vertical
EUT: Computer BOX	Power: AC 120V/60Hz
Note: Mode 1:Transmit at 5180MHz by 11a	



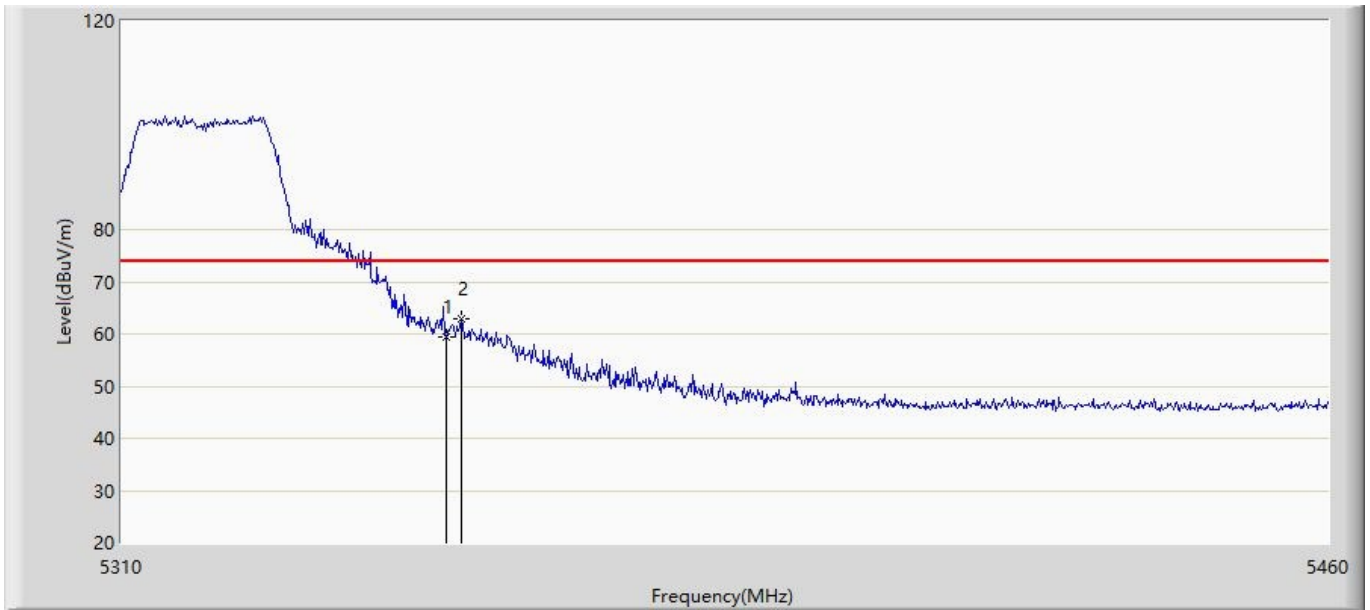
No	Mark	Frequency (MHz)	Measure Level (dBuV/m)	Reading Level (dBuV)	Over Limit (dB)	Limit (dBuV/m)	Factor (dB)	Type
1	*	5150.000	67.171	29.111	-6.829	74.000	38.060	PK

Profile: 2250618R	Page No.: 5
Engineer: Yu Liu	
Site: AC5	Time: 2022/06/17 - 23:24
Limit: FCC_Part15.209_RE(3m)	Margin: 0
Probe: FCC_ANT-1-18G	Polarity: Horizontal
EUT: Computer BOX	Power: AC 120V/60Hz
Note: Mode 1:Transmit at 5320MHz by 11a	



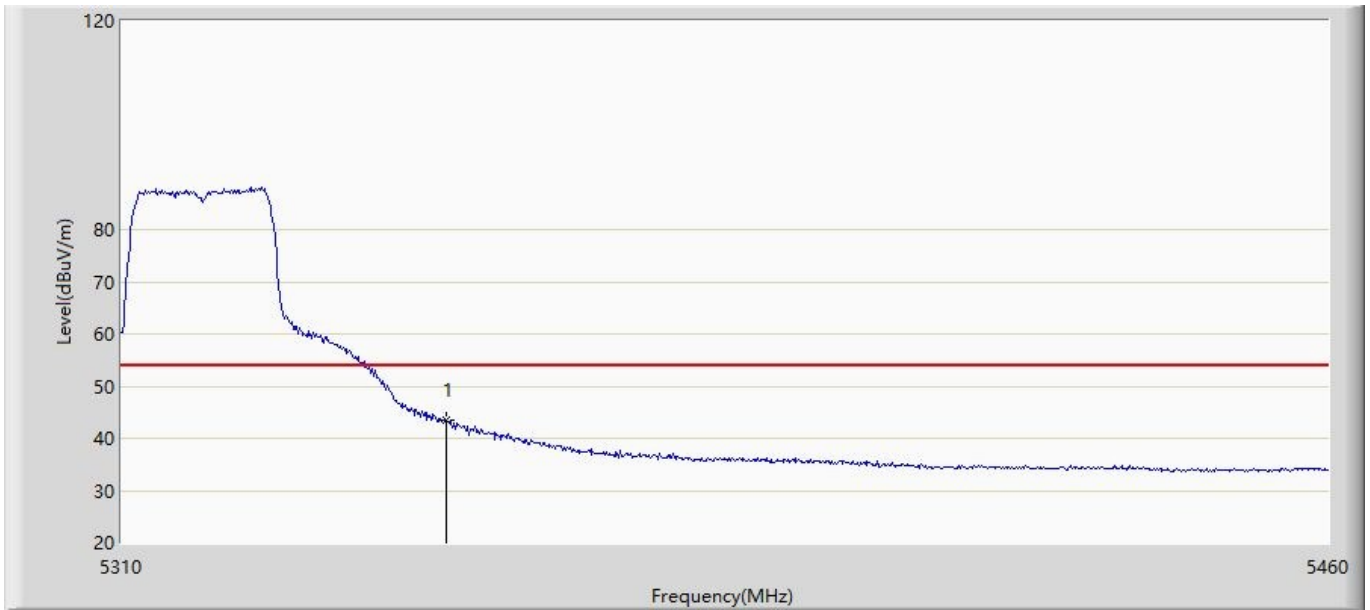
No	Mark	Frequency (MHz)	Measure Level (dBuV/m)	Reading Level (dBuV)	Over Limit (dB)	Limit (dBuV/m)	Factor (dB)	Type
1	*	5350.000	43.779	5.192	-10.221	54.000	38.588	AV

Profile: 2250618R	Page No.: 6
Engineer: Yu Liu	
Site: AC5	Time: 2022/06/17 - 23:25
Limit: FCC_Part15.209_RE(3m)	Margin: 0
Probe: FCC_ANT-1-18G	Polarity: Horizontal
EUT: Computer BOX	Power: AC 120V/60Hz
Note: Mode 1:Transmit at 5320MHz by 11a	



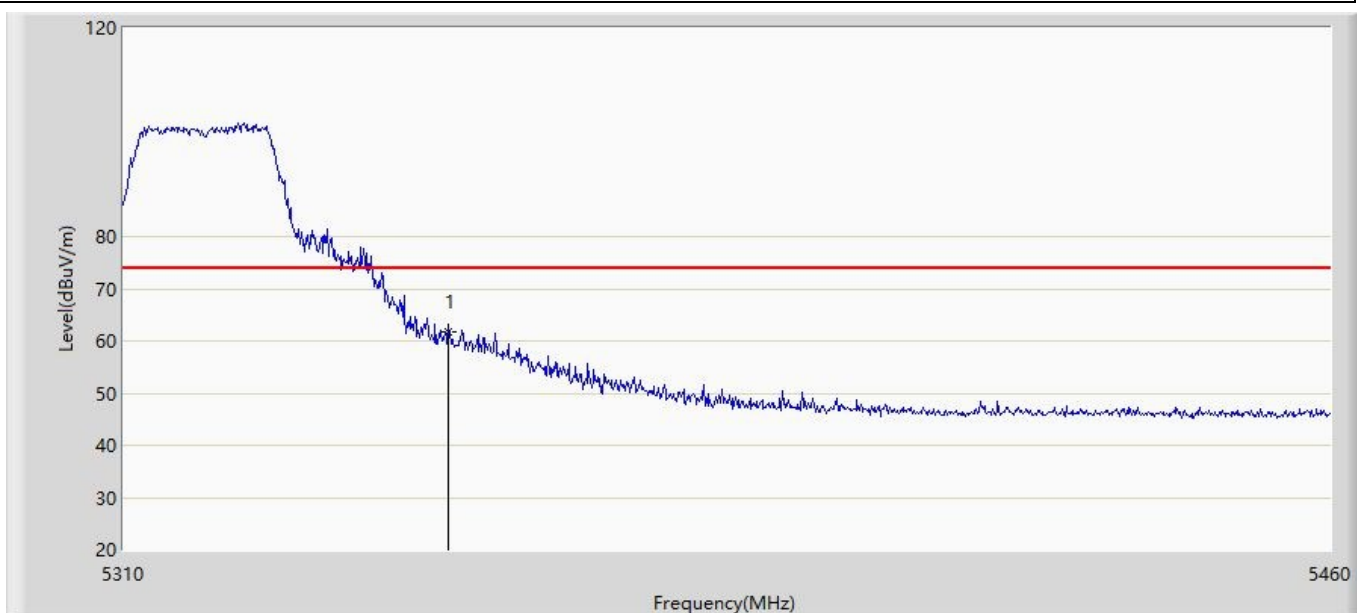
No	Mark	Frequency (MHz)	Measure Level (dBuV/m)	Reading Level (dBuV)	Over Limit (dB)	Limit (dBuV/m)	Factor (dB)	Type
1		5350.000	59.530	20.943	-14.470	74.000	38.588	PK
2	*	5351.850	62.884	24.296	-11.116	74.000	38.588	PK

Profile: 2250618R	Page No.: 7
Engineer: Yu Liu	
Site: AC5	Time: 2022/06/17 - 23:29
Limit: FCC_Part15.209_RE(3m)	Margin: 0
Probe: FCC_ANT-1-18G	Polarity: Vertical
EUT: Computer BOX	Power: AC 120V/60Hz
Note: Mode 1:Transmit at 5320MHz by 11a	



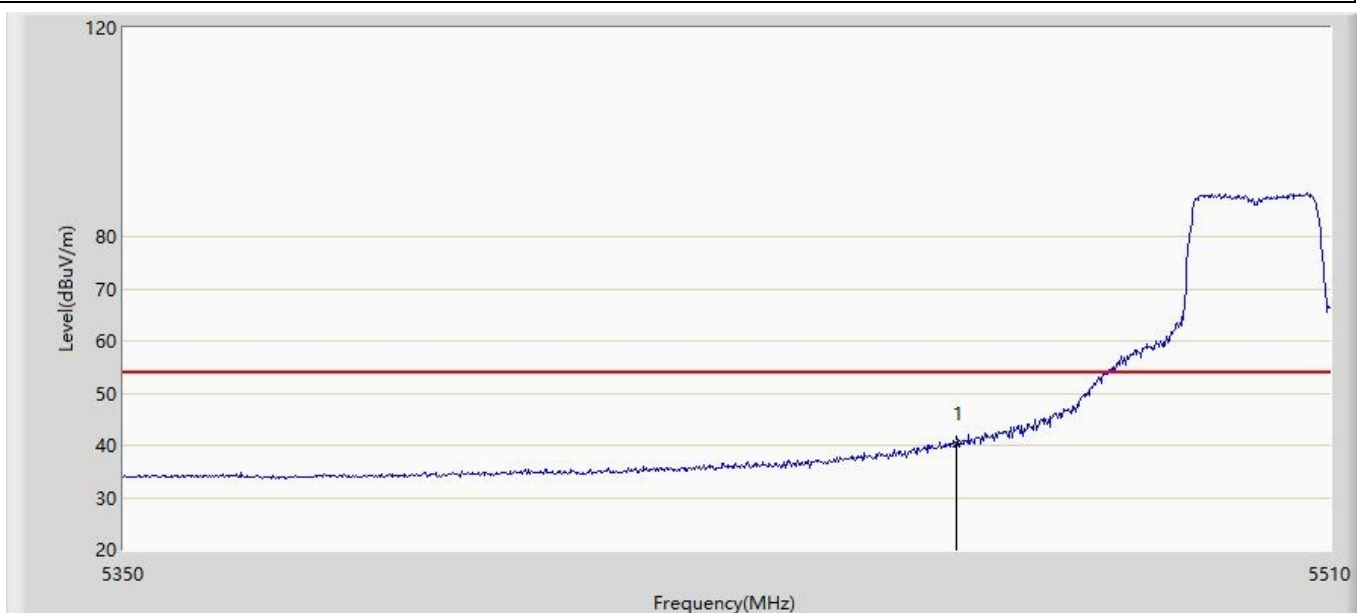
No	Mark	Frequency (MHz)	Measure Level (dBuV/m)	Reading Level (dBuV)	Over Limit (dB)	Limit (dBuV/m)	Factor (dB)	Type
1	*	5350.000	43.374	4.787	-10.626	54.000	38.588	AV

Profile: 2250618R	Page No.: 8
Engineer: Yu Liu	
Site: AC5	Time: 2022/06/17 - 23:30
Limit: FCC_Part15.209_RE(3m)	Margin: 0
Probe: FCC_ANT-1-18G	Polarity: Vertical
EUT: Computer BOX	Power: AC 120V/60Hz
Note: Mode 1:Transmit at 5320MHz by 11a	



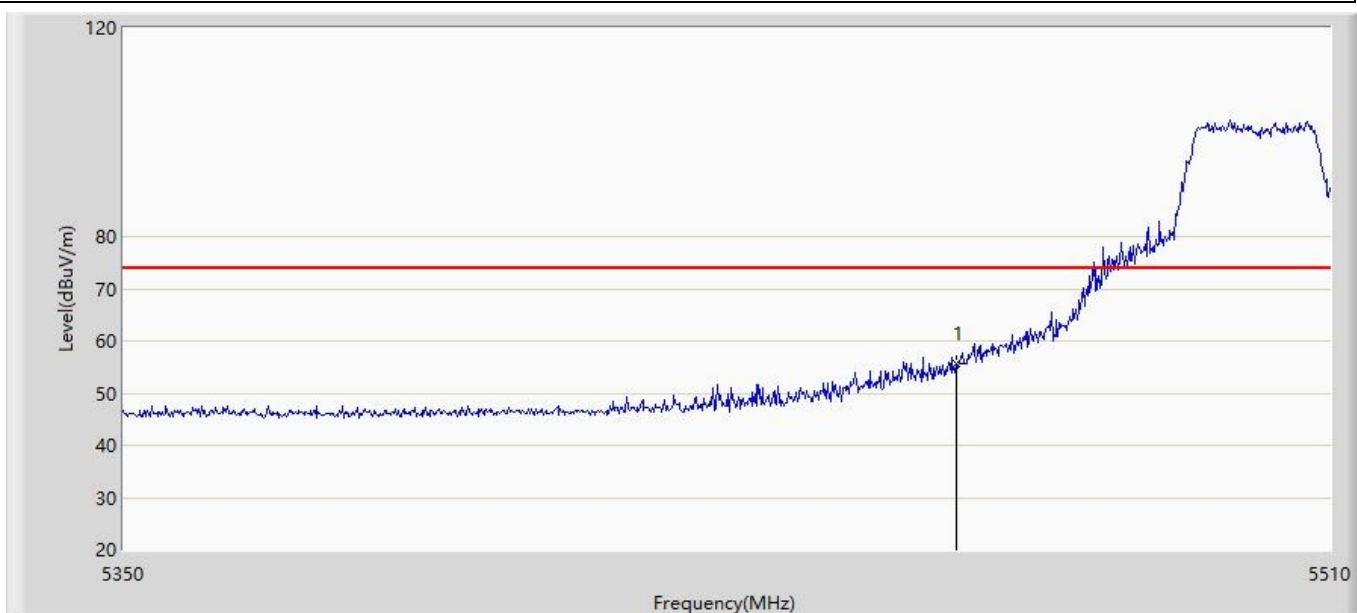
No	Mark	Frequency (MHz)	Measure Level (dBuV/m)	Reading Level (dBuV)	Over Limit (dB)	Limit (dBuV/m)	Factor (dB)	Type
1	*	5350.000	61.654	23.067	-12.346	74.000	38.588	PK

Profile: 2250618R	Page No.: 9
Engineer: Yu Liu	
Site: AC5	Time: 2022/06/17 - 23:32
Limit: FCC_Part15.209_RE(3m)	Margin: 0
Probe: FCC_ANT-1-18G	Polarity: Horizontal
EUT: Computer BOX	Power: AC 120V/60Hz
Note: Mode 1:Transmit at 5500MHz by 11a	



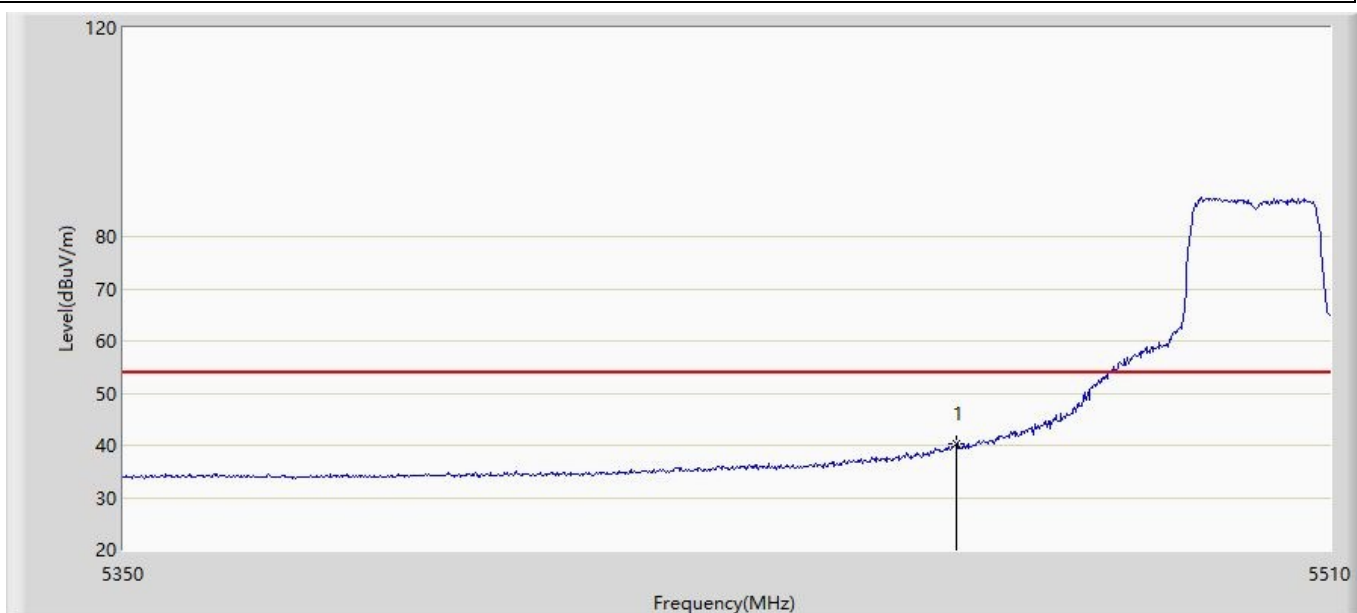
No	Mark	Frequency (MHz)	Measure Level (dBuV/m)	Reading Level (dBuV)	Over Limit (dB)	Limit (dBuV/m)	Factor (dB)	Type
1	*	5460.000	40.292	1.617	-13.708	54.000	38.675	AV

Profile: 2250618R	Page No.: 10
Engineer: Yu Liu	
Site: AC5	Time: 2022/06/17 - 23:36
Limit: FCC_Part15.209_RE(3m)	Margin: 0
Probe: FCC_ANT-1-18G	Polarity: Horizontal
EUT: Computer BOX	Power: AC 120V/60Hz
Note: Mode 1:Transmit at 5500MHz by 11a	



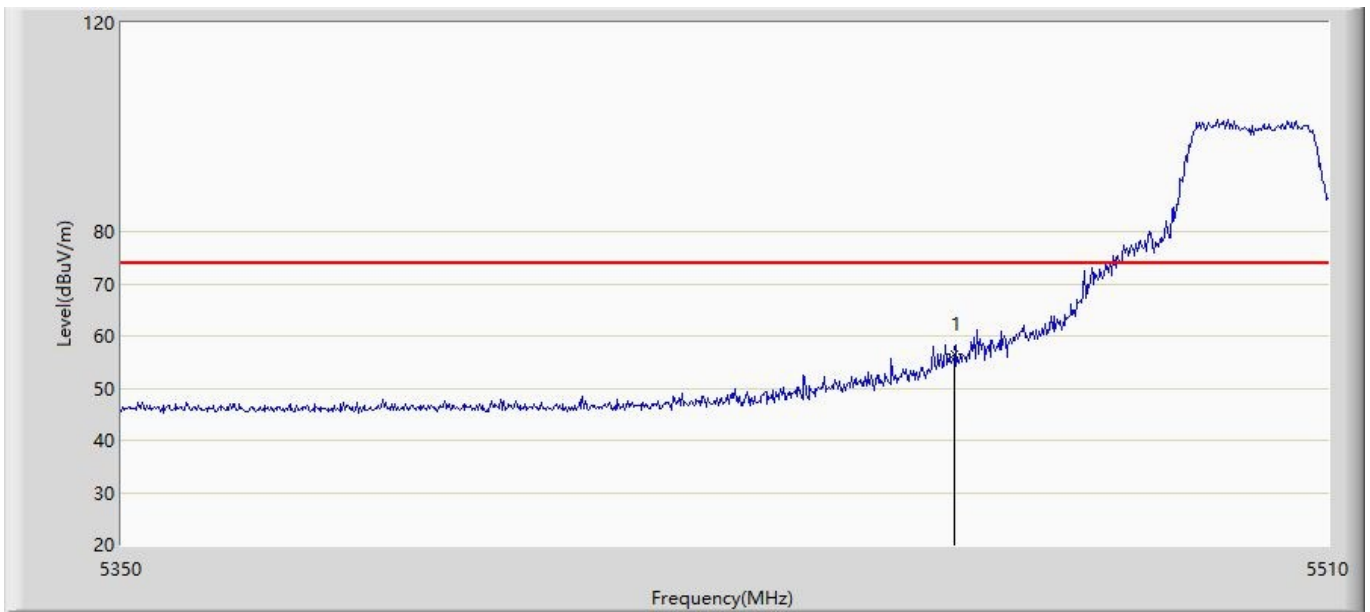
No	Mark	Frequency (MHz)	Measure Level (dBuV/m)	Reading Level (dBuV)	Over Limit (dB)	Limit (dBuV/m)	Factor (dB)	Type
1	*	5460.000	55.512	16.837	-18.488	74.000	38.675	PK

Profile: 2250618R	Page No.: 11
Engineer: Yu Liu	
Site: AC5	Time: 2022/06/17 - 23:37
Limit: FCC_Part15.209_RE(3m)	Margin: 0
Probe: FCC_ANT-1-18G	Polarity: Vertical
EUT: Computer BOX	Power: AC 120V/60Hz
Note: Mode 1:Transmit at 5500MHz by 11a	



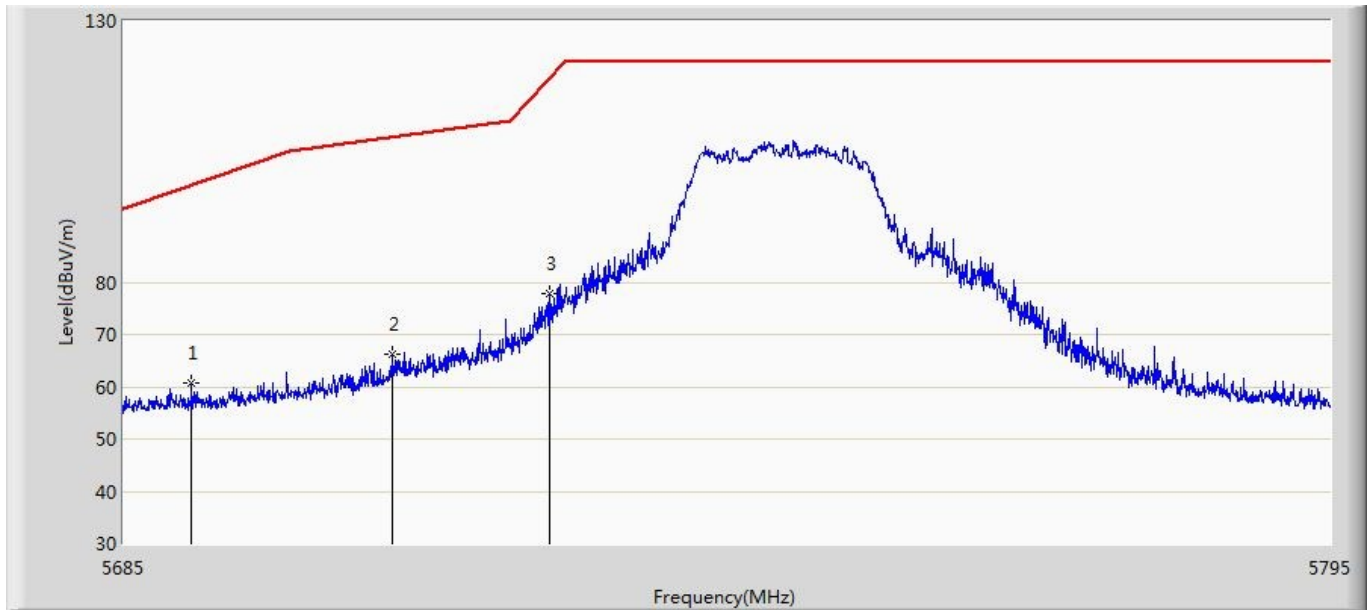
No	Mark	Frequency (MHz)	Measure Level (dBuV/m)	Reading Level (dBuV)	Over Limit (dB)	Limit (dBuV/m)	Factor (dB)	Type
1	*	5460.000	40.361	1.686	-13.639	54.000	38.675	AV

Profile: 2250618R	Page No.: 12
Engineer: Yu Liu	
Site: AC5	Time: 2022/06/17 - 23:38
Limit: FCC_Part15.209_RE(3m)	Margin: 0
Probe: FCC_ANT-1-18G	Polarity: Vertical
EUT: Computer BOX	Power: AC 120V/60Hz
Note: Mode 1:Transmit at 5500MHz by 11a	



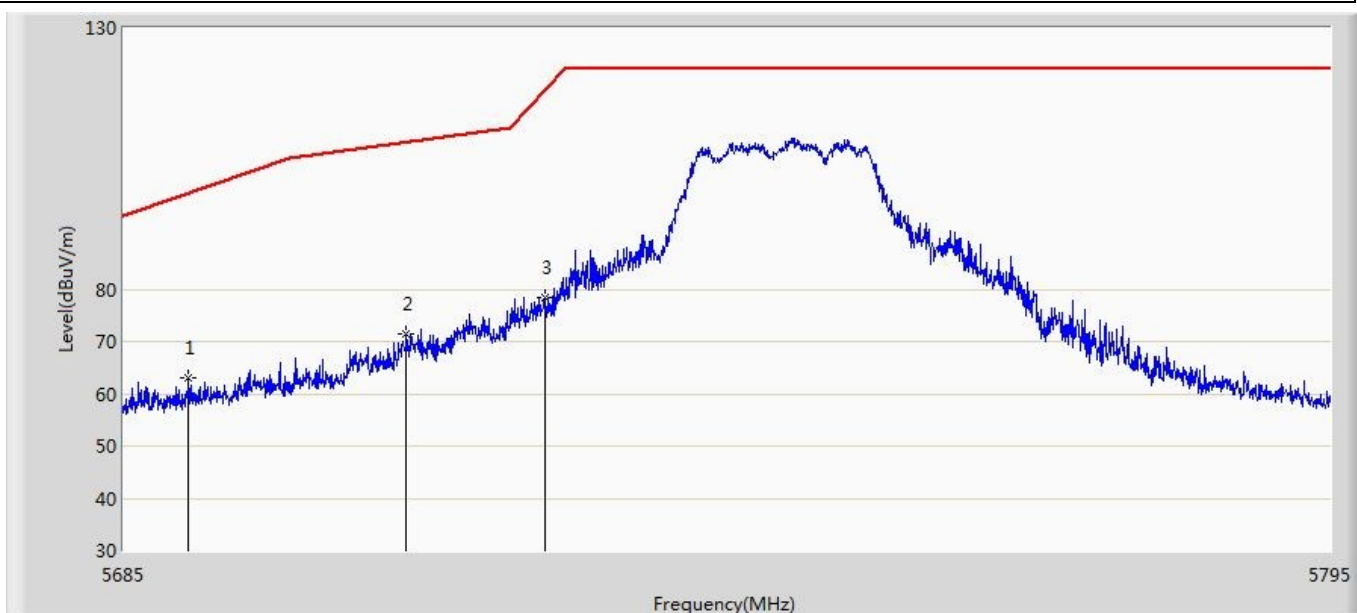
No	Mark	Frequency (MHz)	Measure Level (dBuV/m)	Reading Level (dBuV)	Over Limit (dB)	Limit (dBuV/m)	Factor (dB)	Type
1	*	5460.000	56.613	17.938	-17.387	74.000	38.675	PK

Profile: 2250618R	Page No.: 1
Engineer: Yu Liu	
Site: AC5	Time: 2022/06/18 - 02:47
Limit: FCC-15.407	Margin: 0
Probe: Horn_3117_00167055(1-18GHz)	Polarity: Horizontal
EUT: Computer BOX	Power: AC 120V/60Hz
Note: Mode 1:Transmit at 5745MHz by 11a	



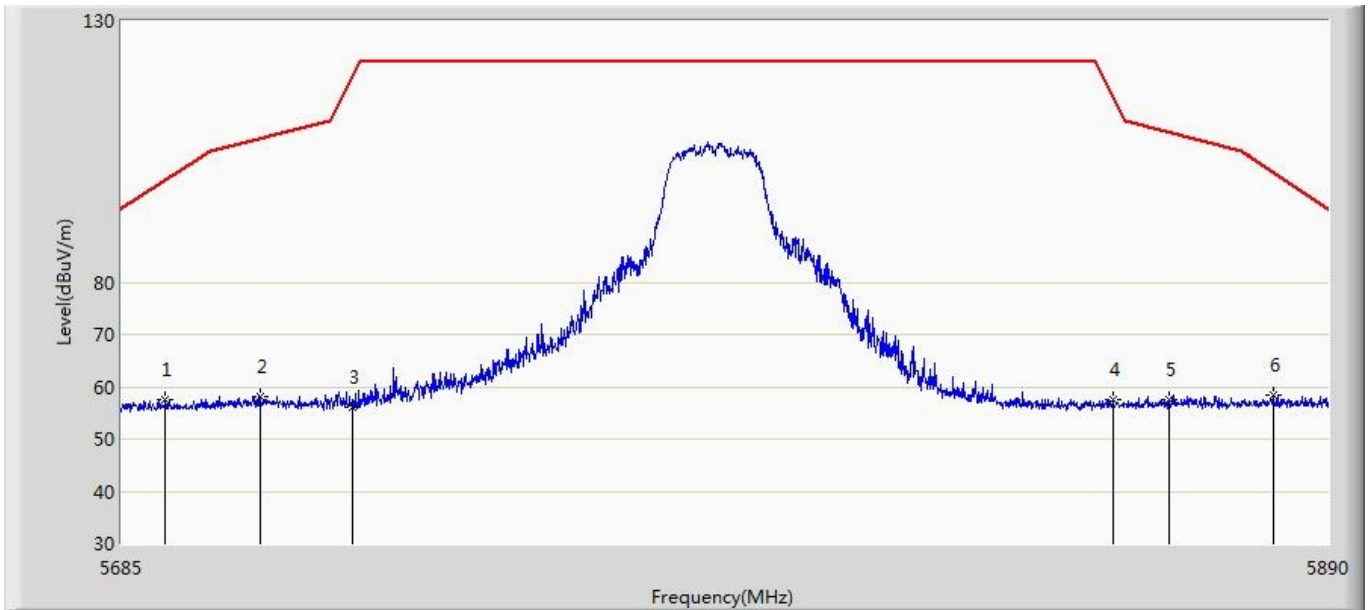
No	Mark	Frequency (MHz)	Measure Level (dBuV/m)	Reading Level (dBuV)	Over Limit (dB)	Limit (dBuV/m)	Factor (dB)	Type
1	*	5691.215	60.640	19.013	-38.083	98.723	41.627	PK
2		5709.310	66.175	23.713	-41.635	107.809	42.461	PK
3		5723.665	77.757	35.776	-41.400	119.157	41.981	PK

Profile: 2250618R	Page No.: 2
Engineer: Yu Liu	
Site: AC5	Time: 2022/06/18 - 02:54
Limit: FCC-15.407	Margin: 0
Probe: Horn_3117_00167055(1-18GHz)	Polarity: Vertical
EUT: Computer BOX	Power: AC 120V/60Hz
Note: Mode 1:Transmit at 5745MHz by 11a	



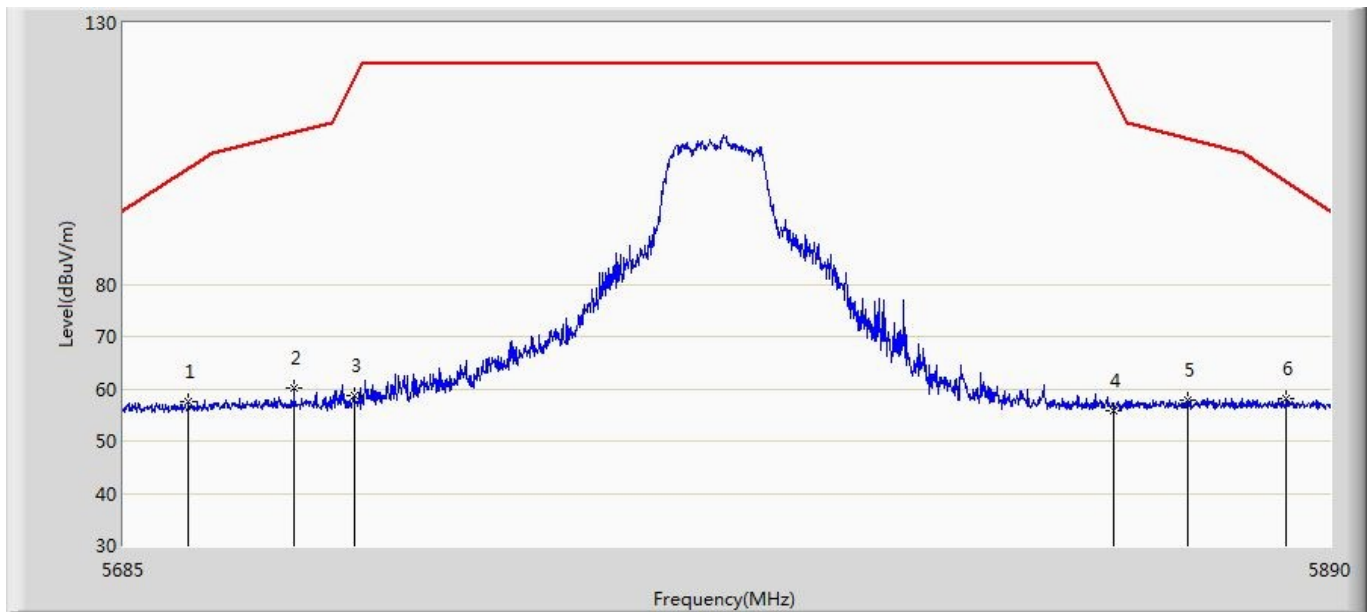
No	Mark	Frequency (MHz)	Measure Level (dBuV/m)	Reading Level (dBuV)	Over Limit (dB)	Limit (dBuV/m)	Factor (dB)	Type
1	*	5690.940	62.936	21.307	-35.584	98.520	41.630	PK
2		5710.630	71.542	29.125	-36.636	108.179	42.417	PK
3		5723.170	78.298	36.300	-39.731	118.029	41.998	PK

Profile: 2250618R	Page No.: 3
Engineer: Yu Liu	
Site: AC5	Time: 2022/06/18 - 02:55
Limit: FCC-15.407	Margin: 0
Probe: Horn_3117_00167055(1-18GHz)	Polarity: Horizontal
EUT: Computer BOX	Power: AC 120V/60Hz
Note: Mode 1:Transmit at 5785MHz by 11a	



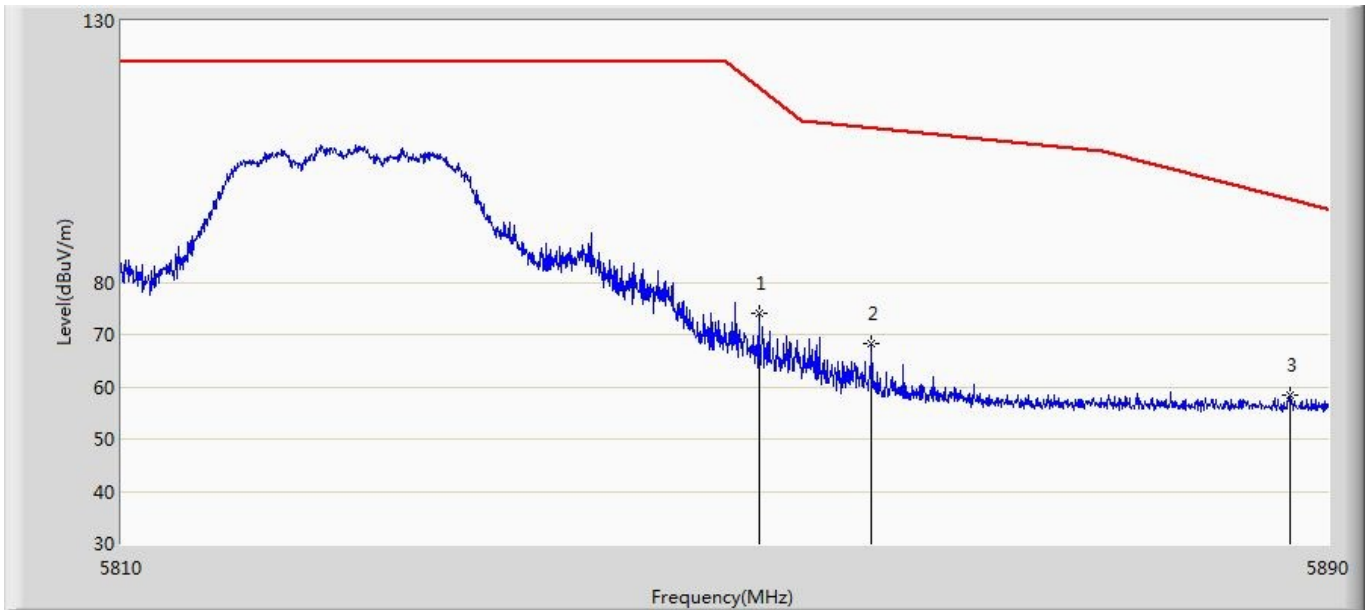
No	Mark	Frequency (MHz)	Measure Level (dBuV/m)	Reading Level (dBuV)	Over Limit (dB)	Limit (dBuV/m)	Factor (dB)	Type
1	*	5692.380	57.499	15.860	-42.083	99.582	41.640	PK
2		5708.370	58.014	15.574	-49.532	107.546	42.440	PK
3		5723.745	56.201	14.223	-63.138	119.340	41.979	PK
4		5852.998	57.540	15.516	-57.823	115.363	42.024	PK
5		5862.530	57.645	15.471	-51.045	108.689	42.174	PK
6		5880.467	58.322	16.053	-42.817	101.139	42.269	PK

Profile: 2250618R	Page No.: 4
Engineer: Yu Liu	
Site: AC5	Time: 2022/06/18 - 02:58
Limit: FCC-15.407	Margin: 0
Probe: Horn_3117_00167055(1-18GHz)	Polarity: Vertical
EUT: Computer BOX	Power: AC 120V/60Hz
Note: Mode 1:Transmit at 5785MHz by 11a	



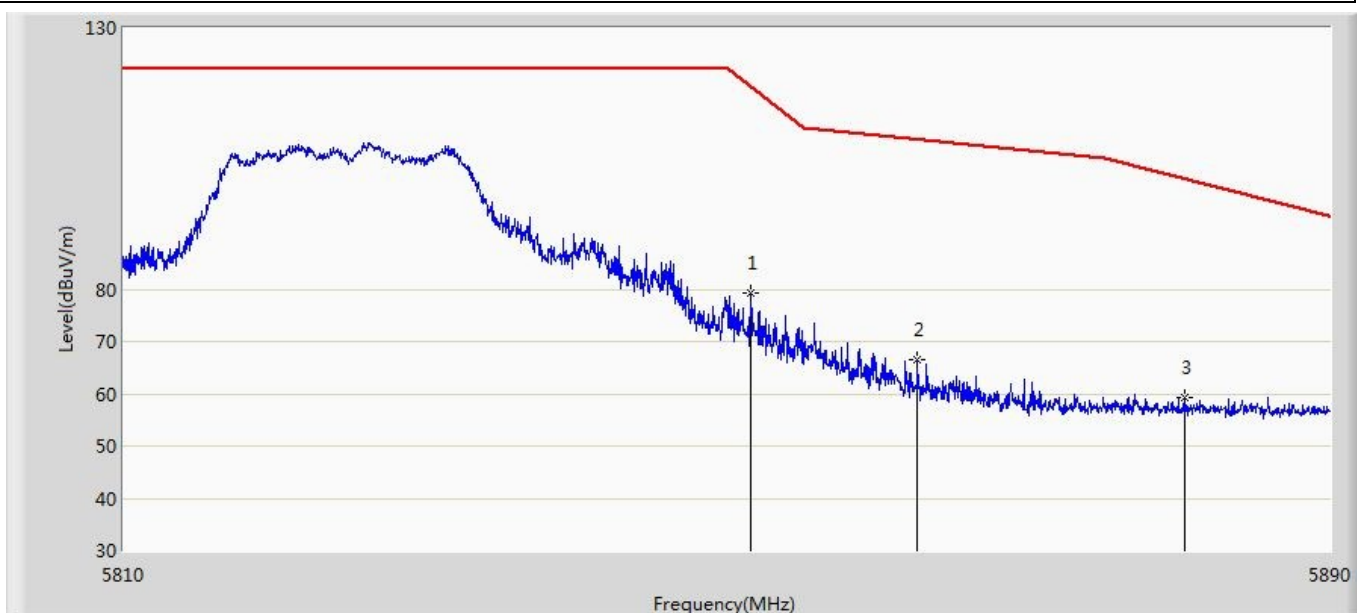
No	Mark	Frequency (MHz)	Measure Level (dBuV/m)	Reading Level (dBuV)	Over Limit (dB)	Limit (dBuV/m)	Factor (dB)	Type
1		5695.967	57.625	15.806	-44.603	102.228	41.819	PK
2		5713.598	60.192	17.874	-48.817	109.010	42.318	PK
3		5723.643	58.559	16.577	-60.548	119.107	41.982	PK
4		5852.690	55.781	13.762	-60.284	116.066	42.019	PK
5		5865.400	57.893	15.705	-49.992	107.886	42.188	PK
6	*	5882.518	58.221	15.936	-41.395	99.617	42.286	PK

Profile: 2250618R	Page No.: 5
Engineer: Yu Liu	
Site: AC5	Time: 2022/06/18 - 02:59
Limit: FCC-15.407	Margin: 0
Probe: Horn_3117_00167055(1-18GHz)	Polarity: Horizontal
EUT: Computer BOX	Power: AC 120V/60Hz
Note: Mode 1:Transmit at 5825MHz by 11a	



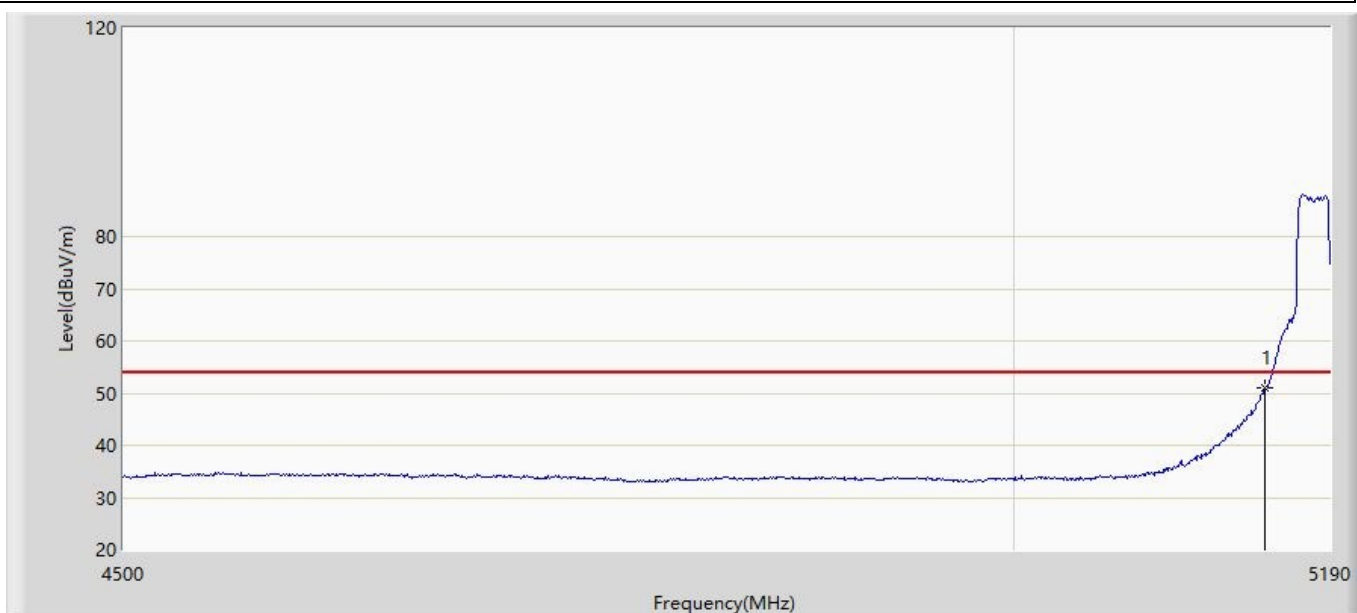
No	Mark	Frequency (MHz)	Measure Level (dBuV/m)	Reading Level (dBuV)	Over Limit (dB)	Limit (dBuV/m)	Factor (dB)	Type
1		5852.120	74.081	32.071	-43.284	117.365	42.010	PK
2		5859.640	68.158	26.025	-41.342	109.499	42.133	PK
3	*	5887.520	58.455	16.129	-37.451	95.906	42.326	PK

Profile: 2250618R	Page No.: 6
Engineer: Yu Liu	
Site: AC5	Time: 2022/06/18 - 03:00
Limit: FCC-15.407	Margin: 0
Probe: Horn_3117_00167055(1-18GHz)	Polarity: Vertical
EUT: Computer BOX	Power: AC 120V/60Hz
Note: Mode 1:Transmit at 5825MHz by 11a	



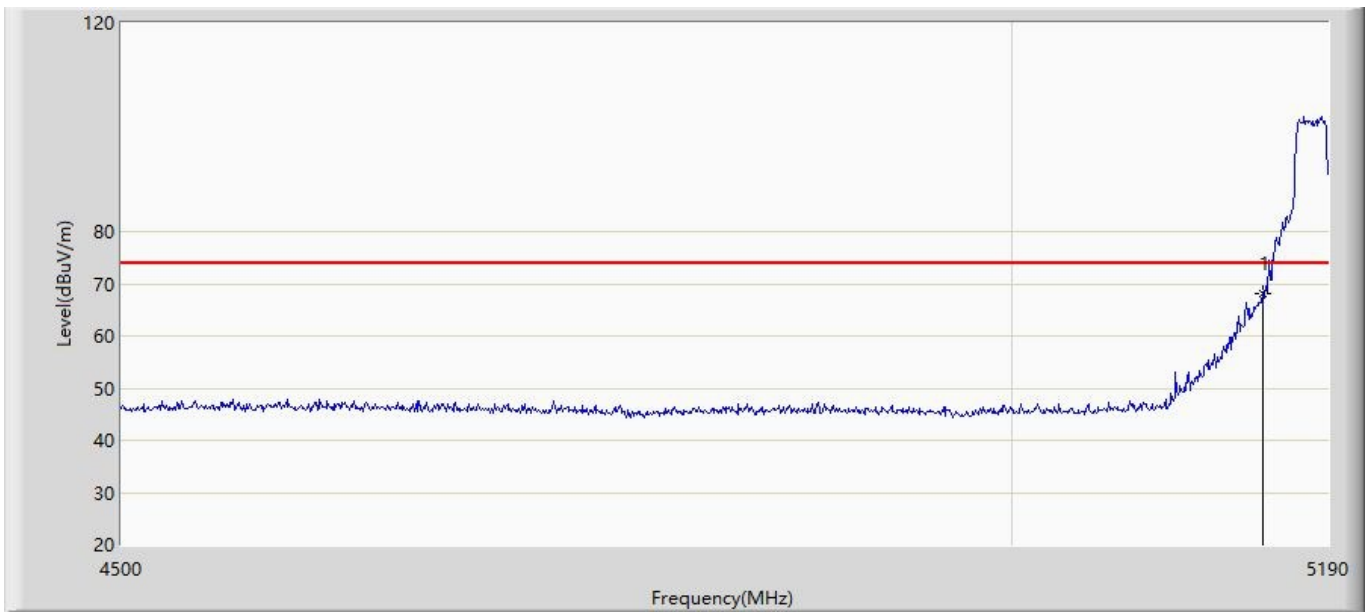
No	Mark	Frequency (MHz)	Measure Level (dBuV/m)	Reading Level (dBuV)	Over Limit (dB)	Limit (dBuV/m)	Factor (dB)	Type
1	*	5851.480	79.382	37.382	-39.443	118.825	41.999	PK
2		5862.520	66.647	24.473	-42.046	108.692	42.174	PK
3		5880.360	59.291	17.023	-41.928	101.219	42.268	PK

Profile: 2250618R	Page No.: 13
Engineer: Yu Liu	
Site: AC5	Time: 2022/06/17 - 23:40
Limit: FCC_Part15.209_RE(3m)	Margin: 0
Probe: FCC_ANT-1-18G	Polarity: Horizontal
EUT: Computer BOX	Power: AC 120V/60Hz
Note: Mode 2:Transmit at 5180MHz by 11n20	



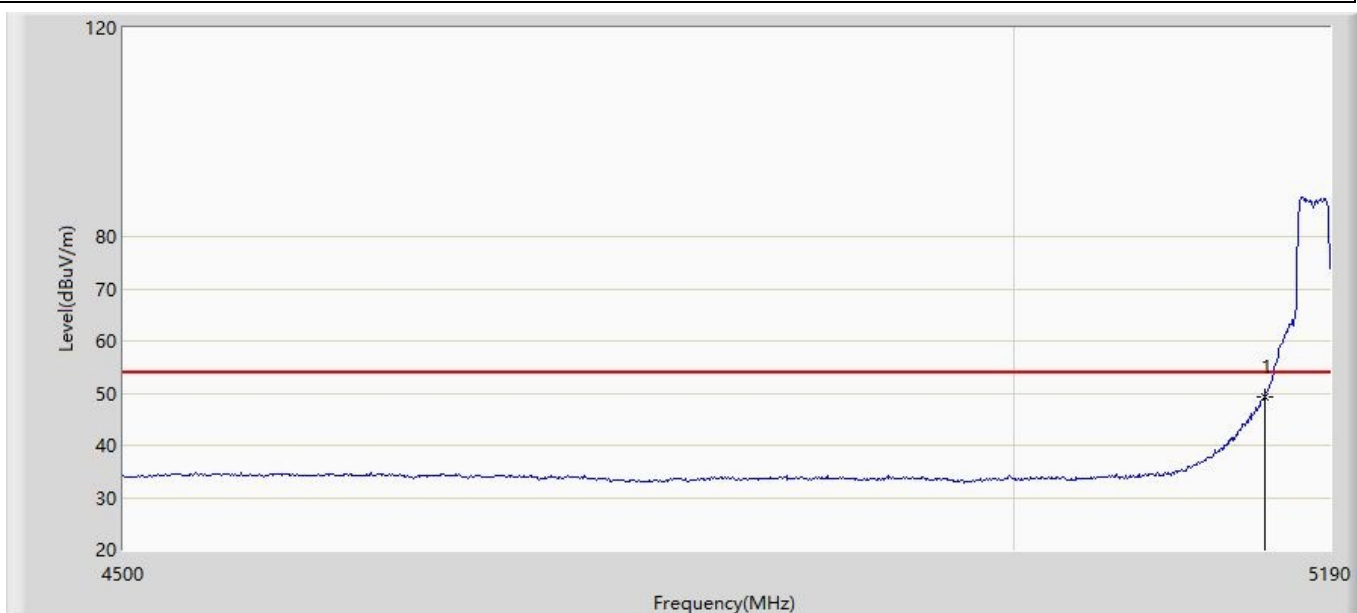
No	Mark	Frequency (MHz)	Measure Level (dBuV/m)	Reading Level (dBuV)	Over Limit (dB)	Limit (dBuV/m)	Factor (dB)	Type
1	*	5150.000	50.950	12.890	-3.050	54.000	38.060	AV

Profile: 2250618R	Page No.: 14
Engineer: Yu Liu	
Site: AC5	Time: 2022/06/17 - 23:47
Limit: FCC_Part15.209_RE(3m)	Margin: 0
Probe: FCC_ANT-1-18G	Polarity: Horizontal
EUT: Computer BOX	Power: AC 120V/60Hz
Note: Mode 2:Transmit at 5180MHz by 11n20	



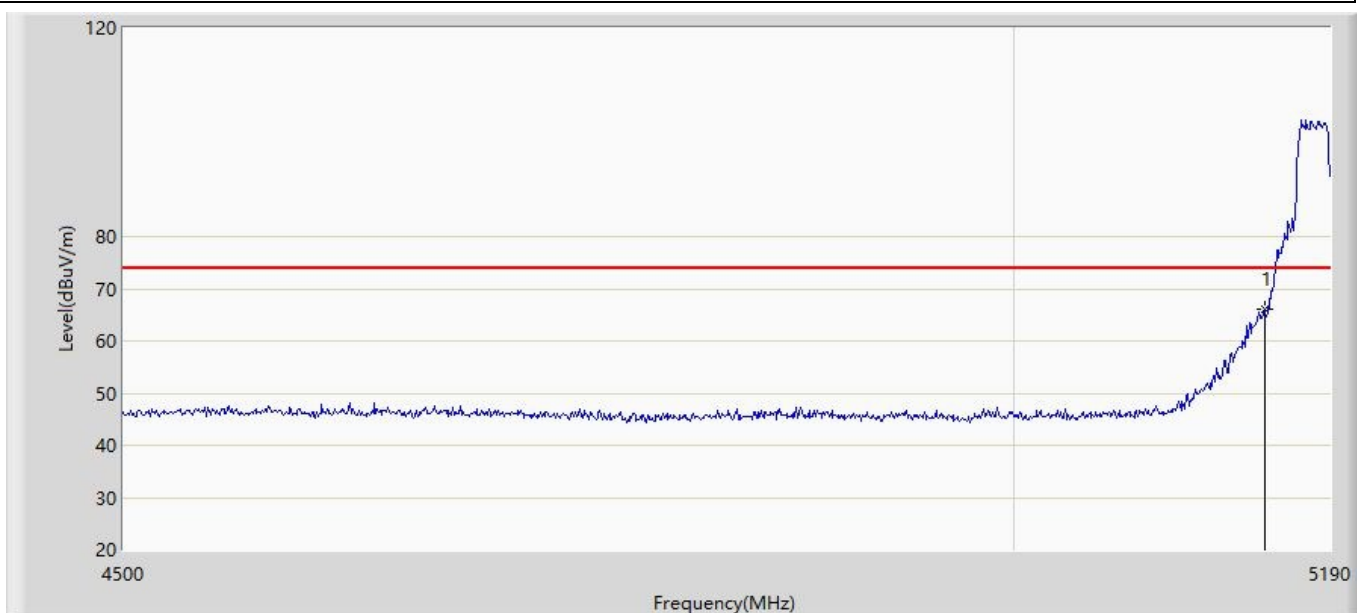
No	Mark	Frequency (MHz)	Measure Level (dBuV/m)	Reading Level (dBuV)	Over Limit (dB)	Limit (dBuV/m)	Factor (dB)	Type
1	*	5150.000	68.213	30.153	-5.787	74.000	38.060	PK

Profile: 2250618R	Page No.: 15
Engineer: Yu Liu	
Site: AC5	Time: 2022/06/17 - 23:48
Limit: FCC_Part15.209_RE(3m)	Margin: 0
Probe: FCC_ANT-1-18G	Polarity: Vertical
EUT: Computer BOX	Power: AC 120V/60Hz
Note: Mode 2:Transmit at 5180MHz by 11n20	



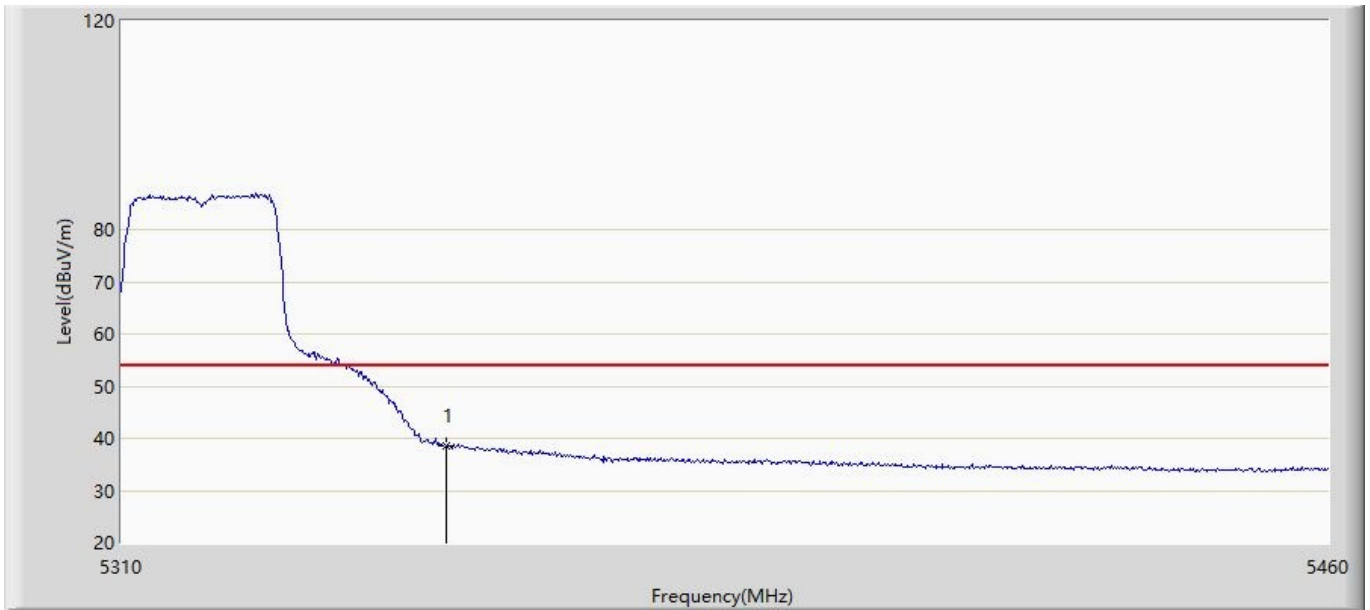
No	Mark	Frequency (MHz)	Measure Level (dBuV/m)	Reading Level (dBuV)	Over Limit (dB)	Limit (dBuV/m)	Factor (dB)	Type
1	*	5150.000	49.306	11.246	-4.694	54.000	38.060	AV

Profile: 2250618R	Page No.: 16
Engineer: Yu Liu	
Site: AC5	Time: 2022/06/18 - 00:11
Limit: FCC_Part15.209_RE(3m)	Margin: 0
Probe: FCC_ANT-1-18G	Polarity: Vertical
EUT: Computer BOX	Power: AC 120V/60Hz
Note: Mode 2:Transmit at 5180MHz by 11n20	



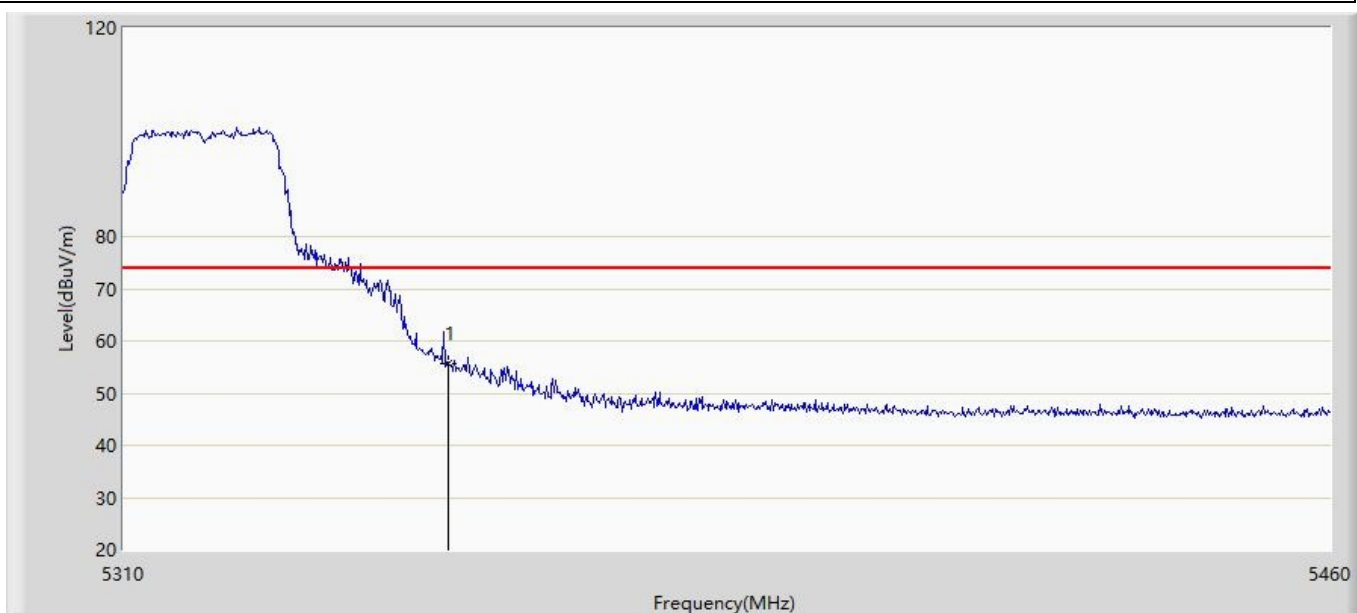
No	Mark	Frequency (MHz)	Measure Level (dBuV/m)	Reading Level (dBuV)	Over Limit (dB)	Limit (dBuV/m)	Factor (dB)	Type
1	*	5150.000	66.186	28.126	-7.814	74.000	38.060	PK

Profile: 2250618R	Page No.: 17
Engineer: Yu Liu	
Site: AC5	Time: 2022/06/18 - 00:13
Limit: FCC_Part15.209_RE(3m)	Margin: 0
Probe: FCC_ANT-1-18G	Polarity: Horizontal
EUT: Computer BOX	Power: AC 120V/60Hz
Note: Mode 2:Transmit at 5320MHz by 11n20	



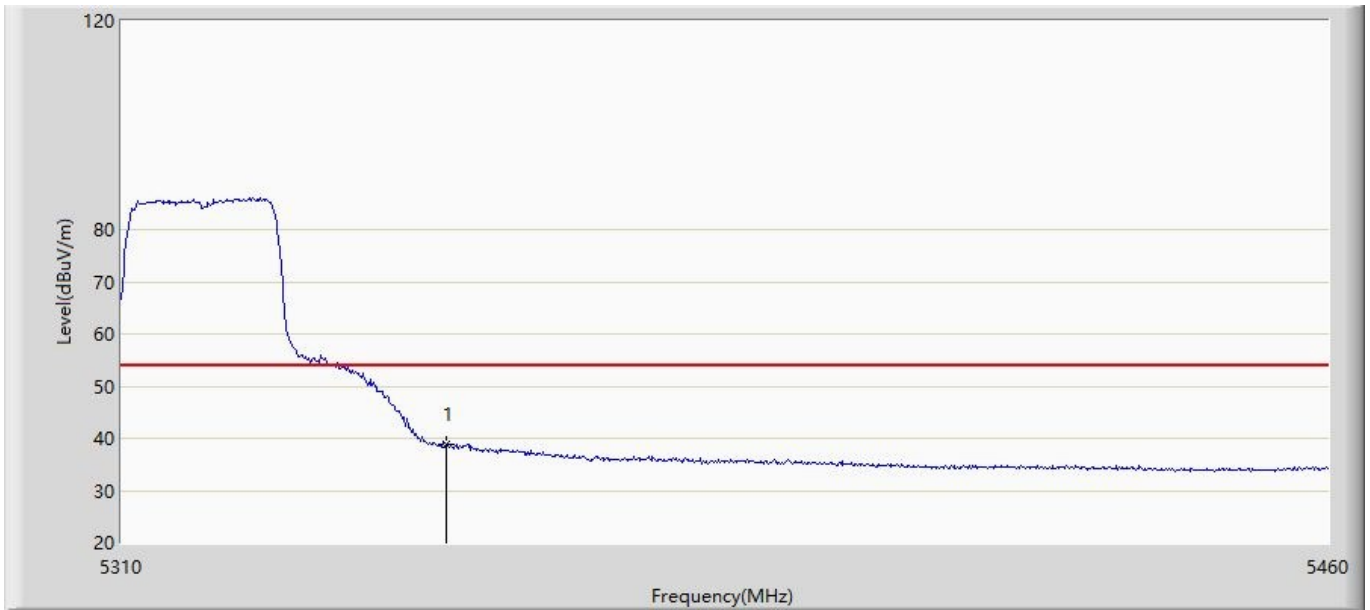
No	Mark	Frequency (MHz)	Measure Level (dBuV/m)	Reading Level (dBuV)	Over Limit (dB)	Limit (dBuV/m)	Factor (dB)	Type
1	*	5350.000	38.575	-0.012	-15.425	54.000	38.588	AV

Profile: 2250618R	Page No.: 18
Engineer: Yu Liu	
Site: AC5	Time: 2022/06/18 - 00:15
Limit: FCC_Part15.209_RE(3m)	Margin: 0
Probe: FCC_ANT-1-18G	Polarity: Horizontal
EUT: Computer BOX	Power: AC 120V/60Hz
Note: Mode 2:Transmit at 5320MHz by 11n20	



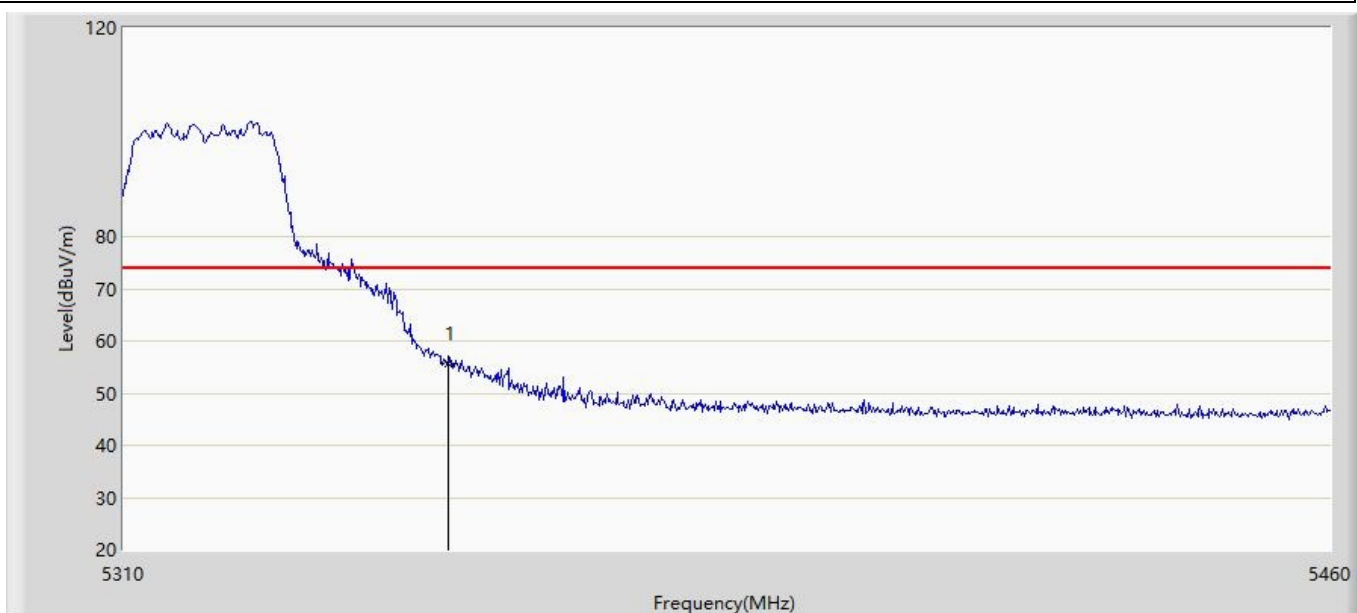
No	Mark	Frequency (MHz)	Measure Level (dBuV/m)	Reading Level (dBuV)	Over Limit (dB)	Limit (dBuV/m)	Factor (dB)	Type
1	*	5350.000	55.713	17.126	-18.287	74.000	38.588	PK

Profile: 2250618R	Page No.: 19
Engineer: Yu Liu	
Site: AC5	Time: 2022/06/18 - 00:17
Limit: FCC_Part15.209_RE(3m)	Margin: 0
Probe: FCC_ANT-1-18G	Polarity: Vertical
EUT: Computer BOX	Power: AC 120V/60Hz
Note: Mode 2:Transmit at 5320MHz by 11n20	



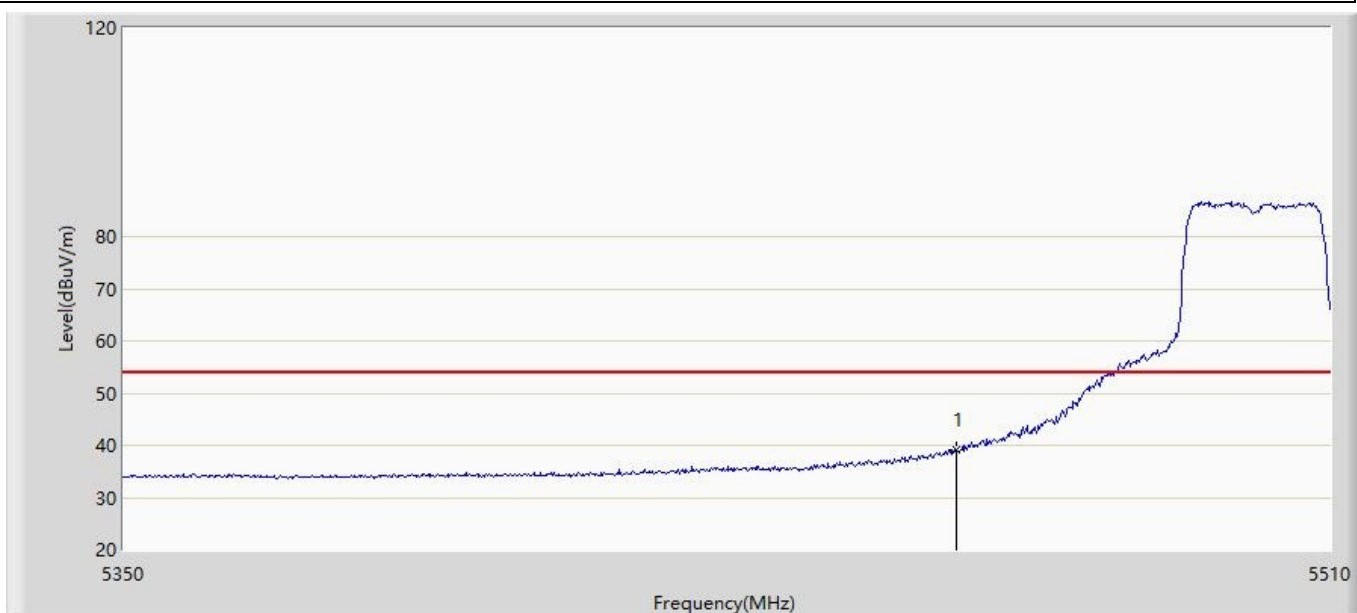
No	Mark	Frequency (MHz)	Measure Level (dBuV/m)	Reading Level (dBuV)	Over Limit (dB)	Limit (dBuV/m)	Factor (dB)	Type
1	*	5350.000	38.778	0.191	-15.222	54.000	38.588	AV

Profile: 2250618R	Page No.: 20
Engineer: Yu Liu	
Site: AC5	Time: 2022/06/18 - 00:18
Limit: FCC_Part15.209_RE(3m)	Margin: 0
Probe: FCC_ANT-1-18G	Polarity: Vertical
EUT: Computer BOX	Power: AC 120V/60Hz
Note: Mode 2:Transmit at 5320MHz by 11n20	



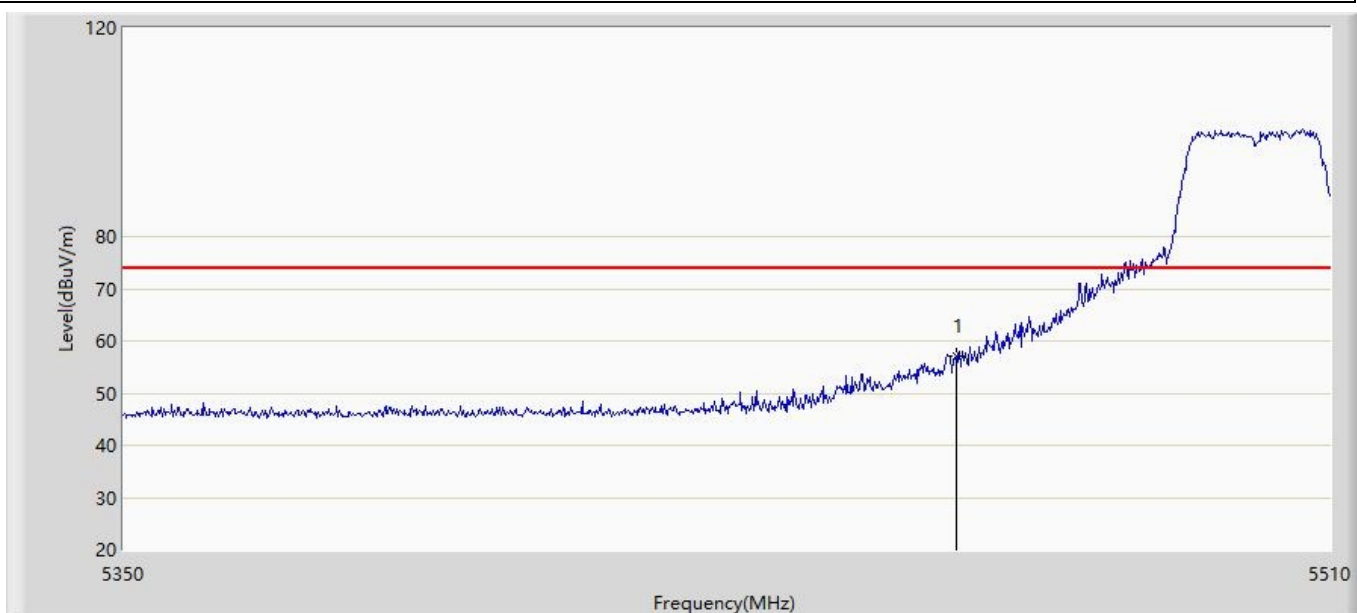
No	Mark	Frequency (MHz)	Measure Level (dBuV/m)	Reading Level (dBuV)	Over Limit (dB)	Limit (dBuV/m)	Factor (dB)	Type
1	*	5350.000	55.630	17.043	-18.370	74.000	38.588	PK

Profile: 2250618R	Page No.: 21
Engineer: Yu Liu	
Site: AC5	Time: 2022/06/18 - 00:20
Limit: FCC_Part15.209_RE(3m)	Margin: 0
Probe: FCC_ANT-1-18G	Polarity: Horizontal
EUT: Computer BOX	Power: AC 120V/60Hz
Note: Mode 2:Transmit at 5500MHz by 11n20	



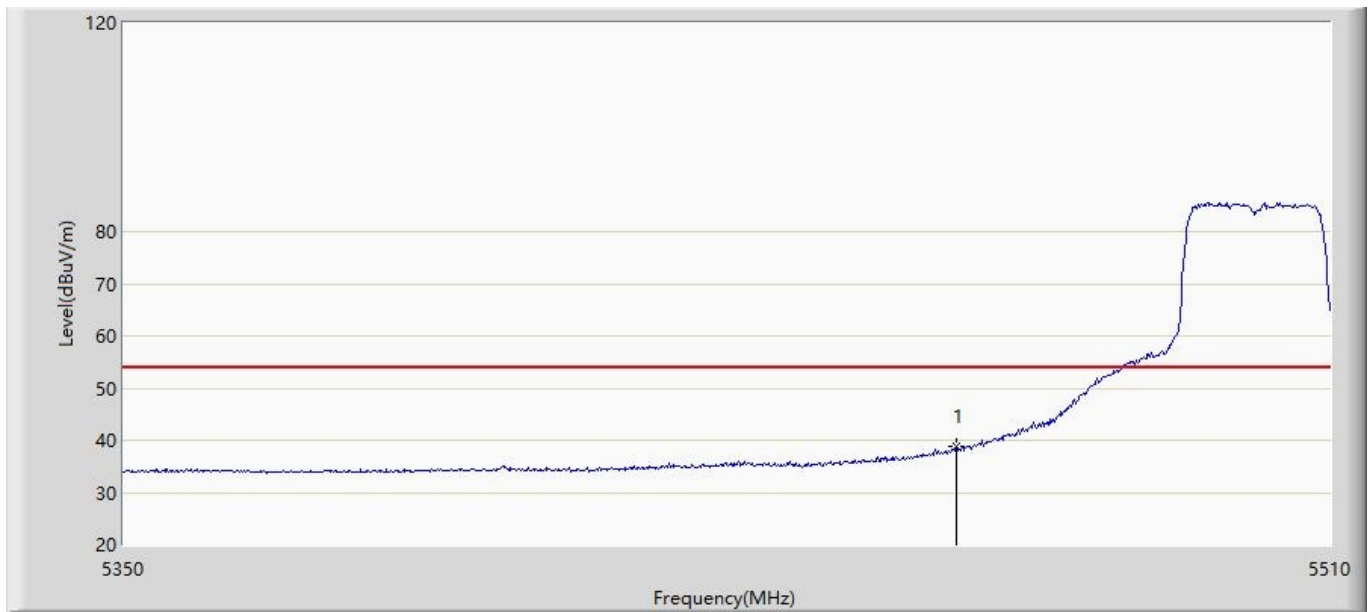
No	Mark	Frequency (MHz)	Measure Level (dBuV/m)	Reading Level (dBuV)	Over Limit (dB)	Limit (dBuV/m)	Factor (dB)	Type
1	*	5460.000	39.003	0.328	-14.997	54.000	38.675	AV

Profile: 2250618R	Page No.: 22
Engineer: Yu Liu	
Site: AC5	Time: 2022/06/18 - 00:21
Limit: FCC_Part15.209_RE(3m)	Margin: 0
Probe: FCC_ANT-1-18G	Polarity: Horizontal
EUT: Computer BOX	Power: AC 120V/60Hz
Note: Mode 2:Transmit at 5500MHz by 11n20	



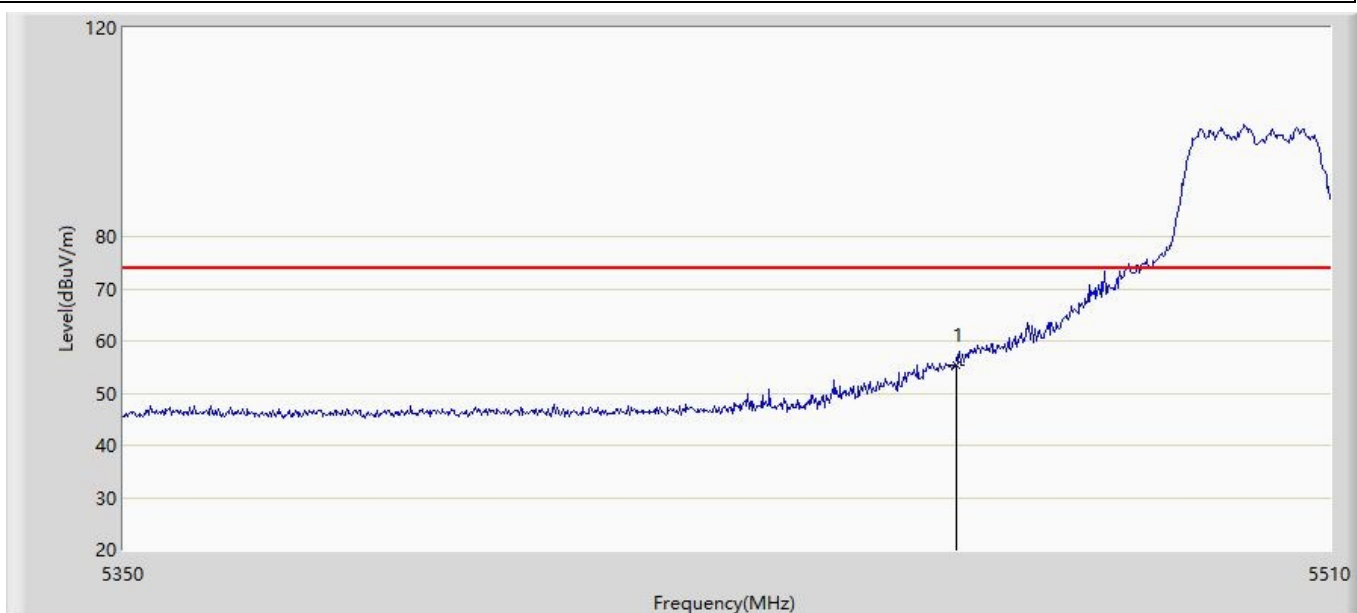
No	Mark	Frequency (MHz)	Measure Level (dBuV/m)	Reading Level (dBuV)	Over Limit (dB)	Limit (dBuV/m)	Factor (dB)	Type
1	*	5460.000	56.987	18.312	-17.013	74.000	38.675	PK

Profile: 2250618R	Page No.: 23
Engineer: Yu Liu	
Site: AC5	Time: 2022/06/18 - 00:22
Limit: FCC_Part15.209_RE(3m)	Margin: 0
Probe: FCC_ANT-1-18G	Polarity: Vertical
EUT: Computer BOX	Power: AC 120V/60Hz
Note: Mode 2:Transmit at 5500MHz by 11n20	



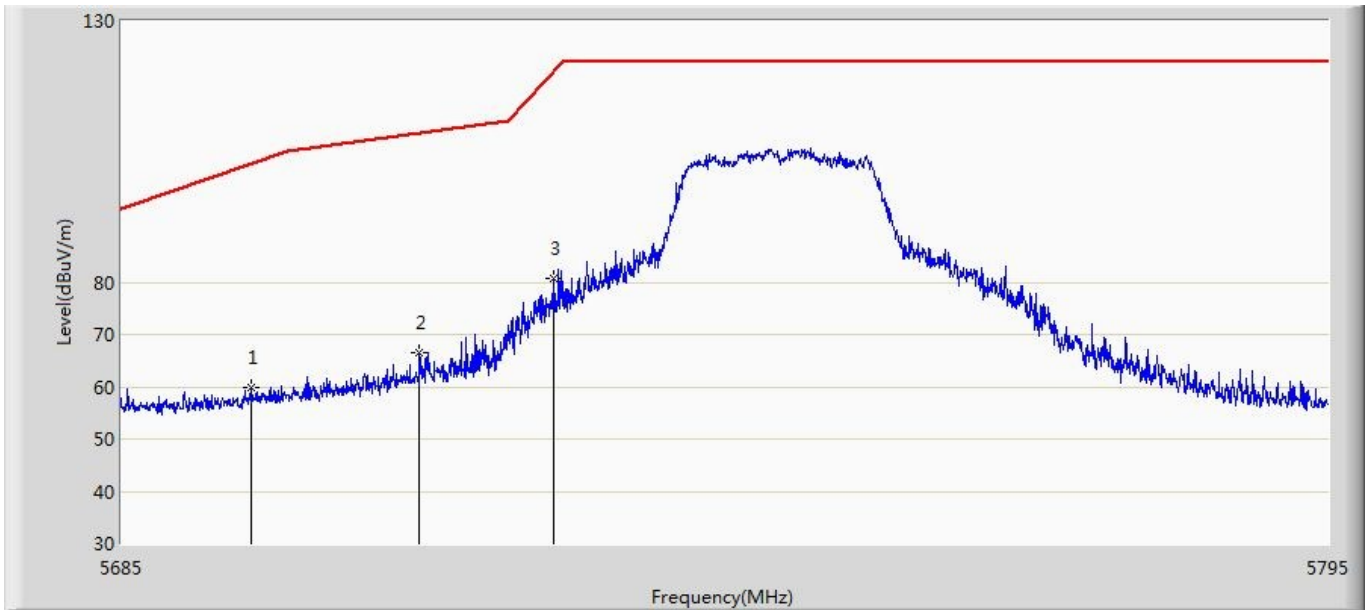
No	Mark	Frequency (MHz)	Measure Level (dBuV/m)	Reading Level (dBuV)	Over Limit (dB)	Limit (dBuV/m)	Factor (dB)	Type
1	*	5460.000	38.728	0.053	-15.272	54.000	38.675	AV

Profile: 2250618R	Page No.: 24
Engineer: Yu Liu	
Site: AC5	Time: 2022/06/18 - 00:24
Limit: FCC_Part15.209_RE(3m)	Margin: 0
Probe: FCC_ANT-1-18G	Polarity: Vertical
EUT: Computer BOX	Power: AC 120V/60Hz
Note: Mode 2:Transmit at 5500MHz by 11n20	



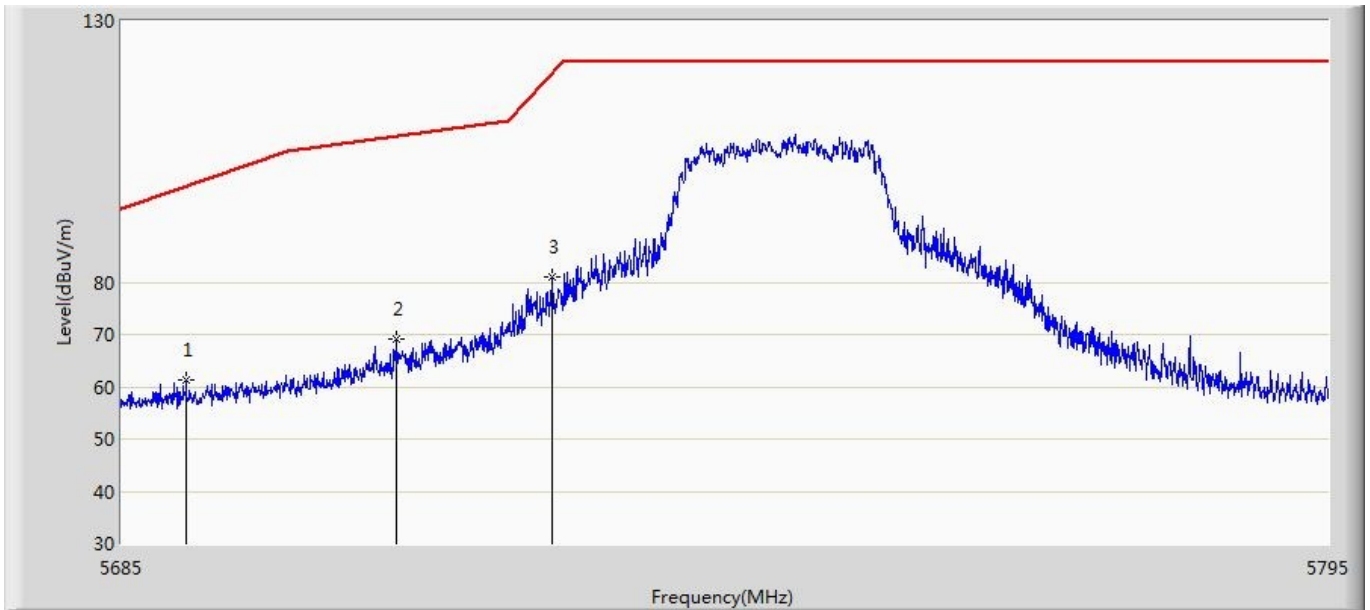
No	Mark	Frequency (MHz)	Measure Level (dBuV/m)	Reading Level (dBuV)	Over Limit (dB)	Limit (dBuV/m)	Factor (dB)	Type
1	*	5460.000	55.437	16.762	-18.563	74.000	38.675	PK

Profile: 2250618R	Page No.: 7
Engineer: Yu Liu	
Site: AC5	Time: 2022/06/18 - 03:01
Limit: FCC-15.407	Margin: 0
Probe: Horn_3117_00167055(1-18GHz)	Polarity: Horizontal
EUT: Computer BOX	Power: AC 120V/60Hz
Note: Mode 2:Transmit at 5745MHz by 11n20	



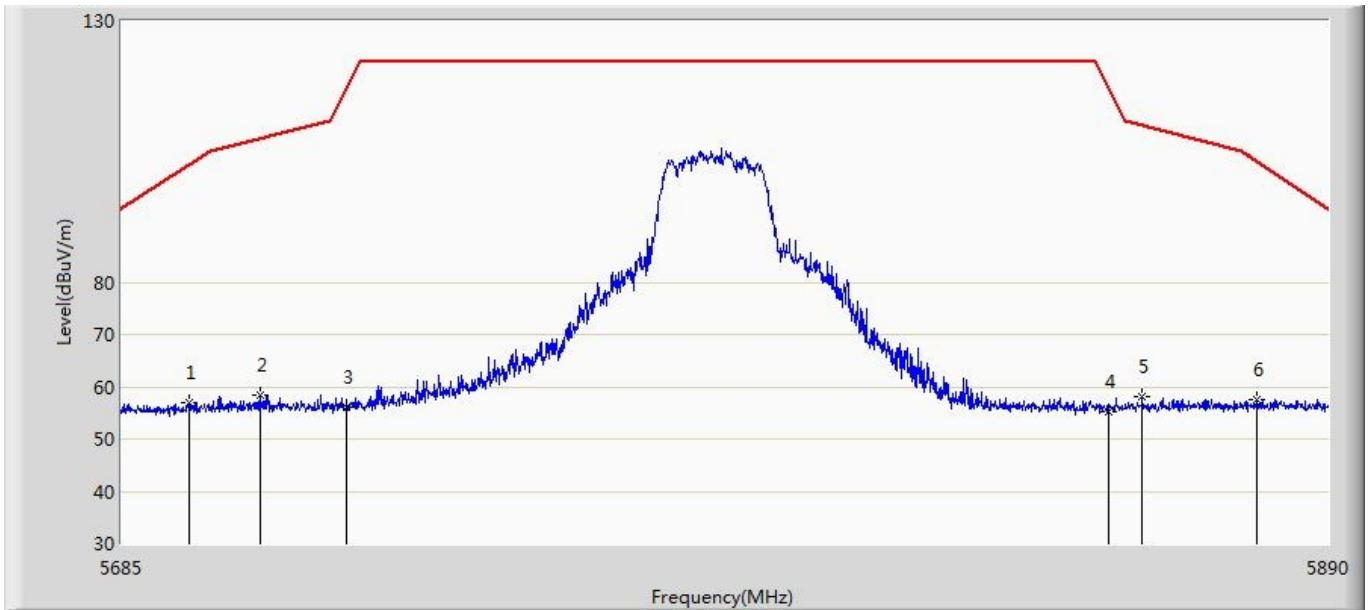
No	Mark	Frequency (MHz)	Measure Level (dBuV/m)	Reading Level (dBuV)	Over Limit (dB)	Limit (dBuV/m)	Factor (dB)	Type
1		5696.770	59.831	17.972	-42.989	102.820	41.859	PK
2		5711.950	66.524	24.151	-42.024	108.548	42.373	PK
3	*	5724.215	80.768	38.805	-39.643	120.411	41.963	PK

Profile: 2250618R	Page No.: 8
Engineer: Yu Liu	
Site: AC5	Time: 2022/06/18 - 03:01
Limit: FCC-15.407	Margin: 0
Probe: Horn_3117_00167055(1-18GHz)	Polarity: Vertical
EUT: Computer BOX	Power: AC 120V/60Hz
Note: Mode 2:Transmit at 5745MHz by 11n20	



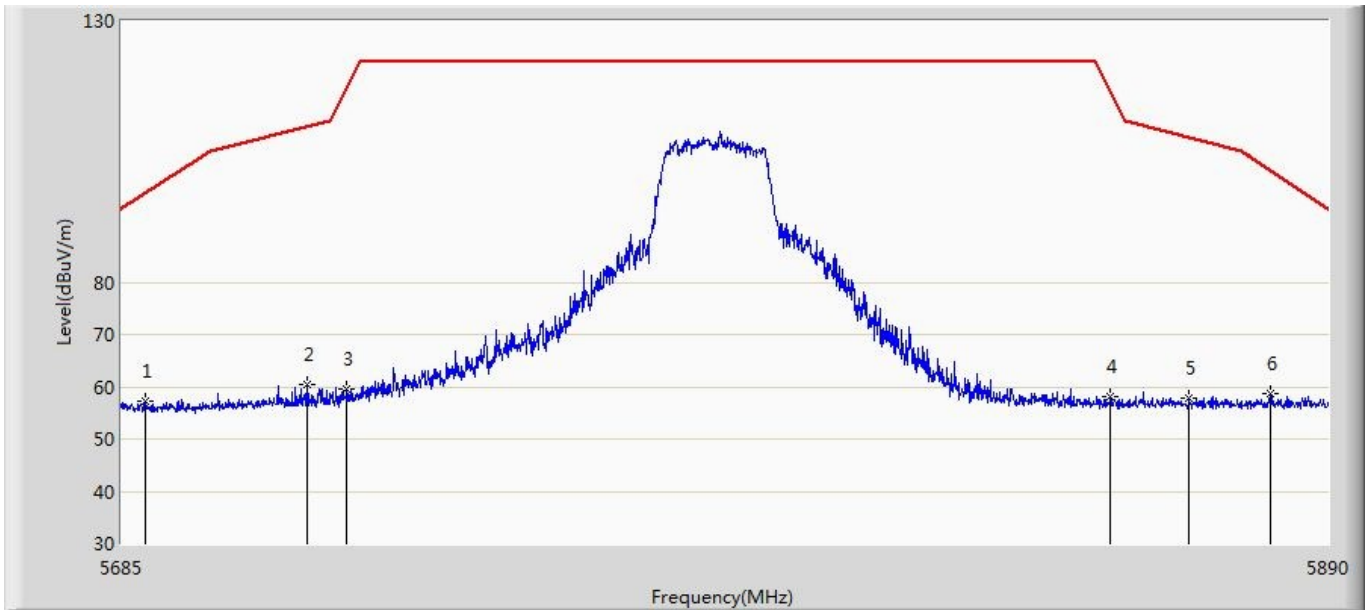
No	Mark	Frequency (MHz)	Measure Level (dBuV/m)	Reading Level (dBuV)	Over Limit (dB)	Limit (dBuV/m)	Factor (dB)	Type
1	*	5690.885	61.416	19.786	-37.064	98.479	41.629	PK
2		5709.970	69.195	26.755	-38.800	107.994	42.439	PK
3		5724.105	81.145	39.179	-39.015	120.160	41.966	PK

Profile: 2250618R	Page No.: 9
Engineer: Yu Liu	
Site: AC5	Time: 2022/06/18 - 03:02
Limit: FCC-15.407	Margin: 0
Probe: Horn_3117_00167055(1-18GHz)	Polarity: Horizontal
EUT: Computer BOX	Power: AC 120V/60Hz
Note: Mode 2:Transmit at 5785MHz by 11n20	



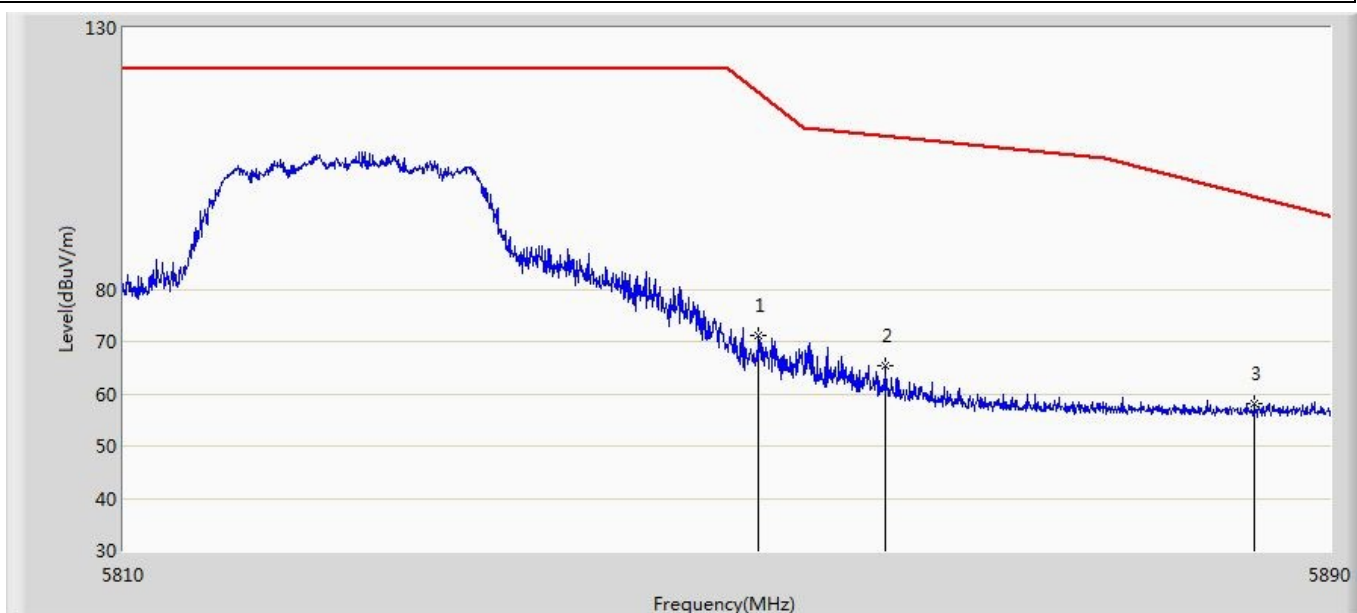
No	Mark	Frequency (MHz)	Measure Level (dBuV/m)	Reading Level (dBuV)	Over Limit (dB)	Limit (dBuV/m)	Factor (dB)	Type
1	*	5696.275	56.890	15.056	-45.564	102.455	41.834	PK
2		5708.165	58.303	15.873	-49.185	107.489	42.430	PK
3		5722.822	56.202	14.193	-61.033	117.235	42.010	PK
4		5852.178	55.308	13.297	-61.925	117.233	42.011	PK
5		5858.020	58.148	16.042	-51.805	109.953	42.106	PK
6		5877.598	57.656	15.406	-45.614	103.270	42.250	PK

Profile: 2250618R	Page No.: 10
Engineer: Yu Liu	
Site: AC5	Time: 2022/06/18 - 03:04
Limit: FCC-15.407	Margin: 0
Probe: Horn_3117_00167055(1-18GHz)	Polarity: Vertical
EUT: Computer BOX	Power: AC 120V/60Hz
Note: Mode 2:Transmit at 5785MHz by 11n20	



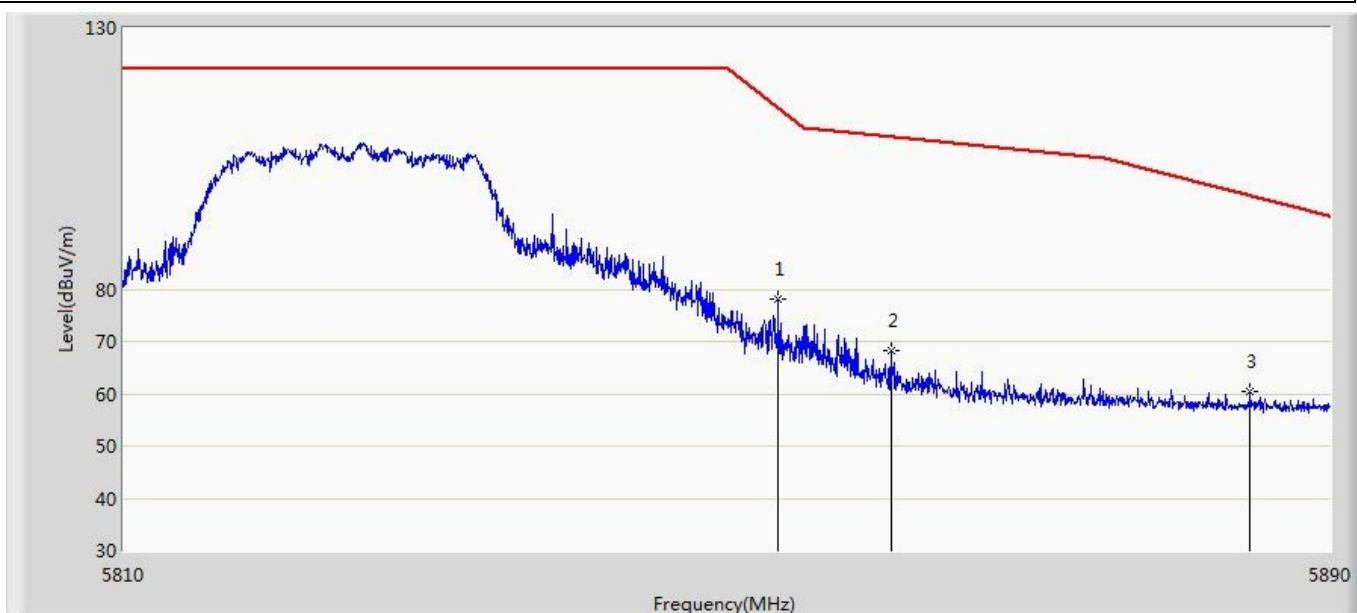
No	Mark	Frequency (MHz)	Measure Level (dBuV/m)	Reading Level (dBuV)	Over Limit (dB)	Limit (dBuV/m)	Factor (dB)	Type
1	*	5688.998	57.353	15.707	-39.733	97.086	41.646	PK
2		5716.160	60.471	18.239	-49.255	109.726	42.233	PK
3		5722.822	59.524	17.515	-57.711	117.235	42.010	PK
4		5852.587	58.256	16.238	-58.045	116.300	42.018	PK
5		5866.015	57.870	15.679	-49.843	107.713	42.192	PK
6		5879.955	58.584	16.319	-42.936	101.519	42.264	PK

Profile: 2250618R	Page No.: 11
Engineer: Yu Liu	
Site: AC5	Time: 2022/06/18 - 03:05
Limit: FCC-15.407	Margin: 0
Probe: Horn_3117_00167055(1-18GHz)	Polarity: Horizontal
EUT: Computer BOX	Power: AC 120V/60Hz
Note: Mode 2:Transmit at 5825MHz by 11n20	



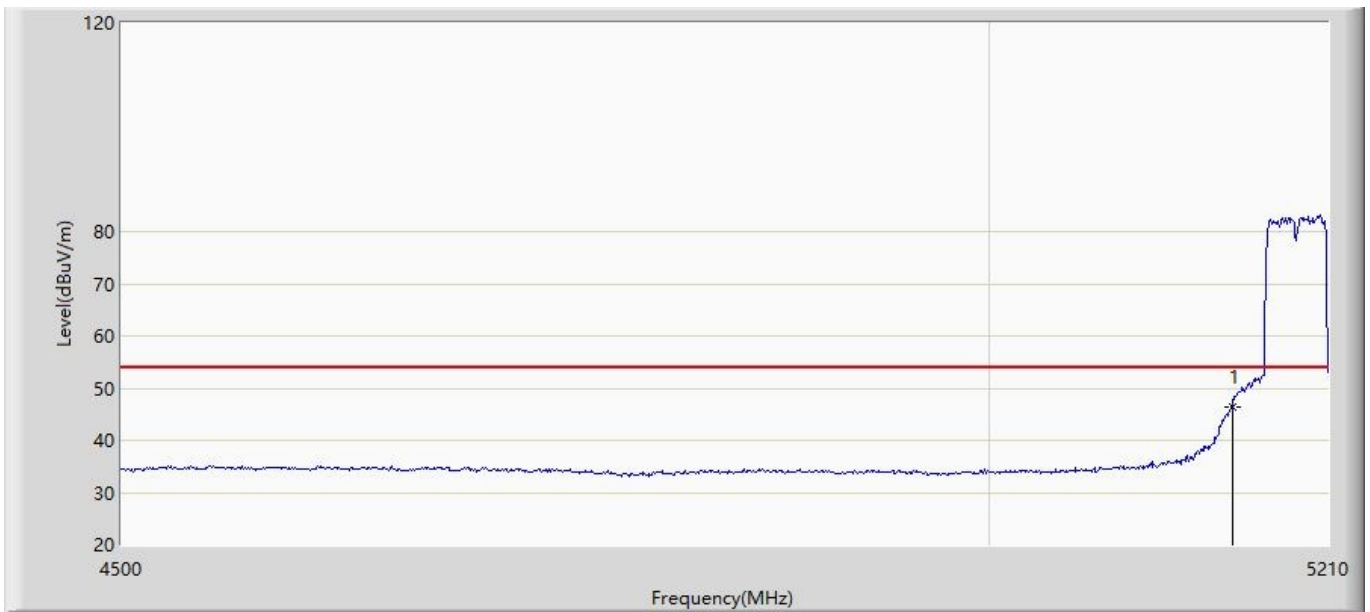
No	Mark	Frequency (MHz)	Measure Level (dBuV/m)	Reading Level (dBuV)	Over Limit (dB)	Limit (dBuV/m)	Factor (dB)	Type
1		5852.000	71.263	29.255	-46.376	117.639	42.008	PK
2		5860.440	65.459	23.313	-43.816	109.275	42.146	PK
3	*	5884.960	58.176	15.871	-39.629	97.805	42.305	PK

Profile: 2250618R	Page No.: 12
Engineer: Yu Liu	
Site: AC5	Time: 2022/06/18 - 03:05
Limit: FCC-15.407	Margin: 0
Probe: Horn_3117_00167055(1-18GHz)	Polarity: Vertical
EUT: Computer BOX	Power: AC 120V/60Hz
Note: Mode 2:Transmit at 5825MHz by 11n20	



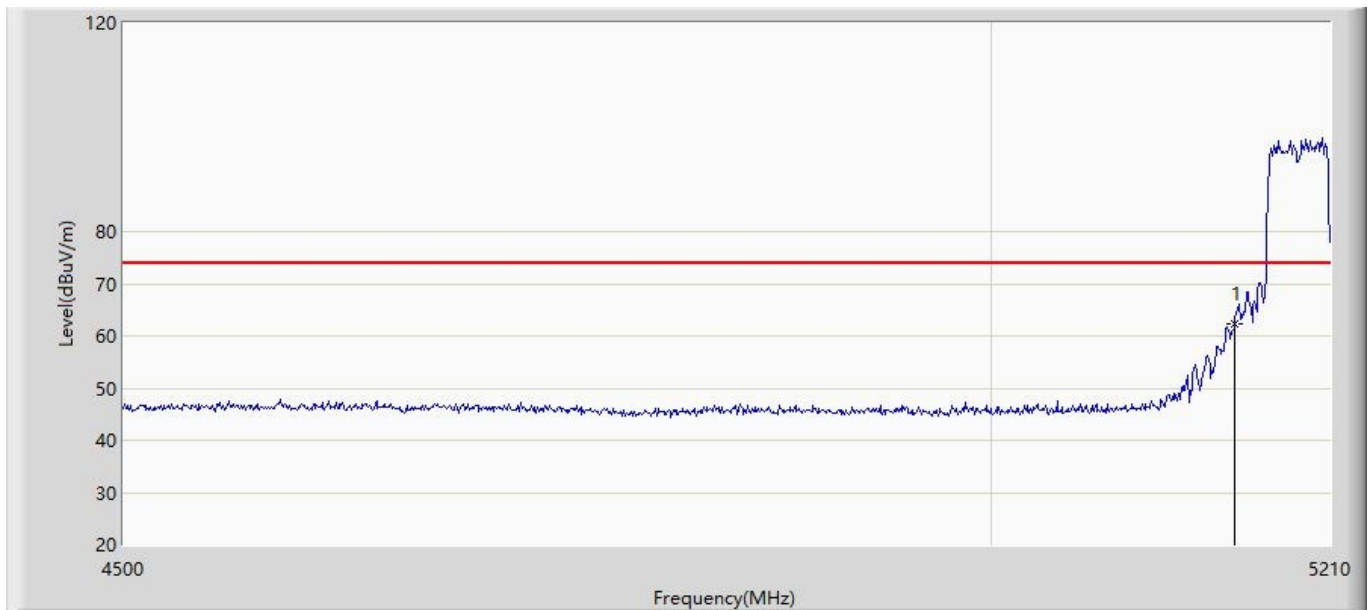
No	Mark	Frequency (MHz)	Measure Level (dBuV/m)	Reading Level (dBuV)	Over Limit (dB)	Limit (dBuV/m)	Factor (dB)	Type
1	*	5853.280	77.973	35.944	-36.748	114.721	42.029	PK
2		5860.760	68.382	26.231	-40.803	109.185	42.151	PK
3		5884.680	60.505	18.202	-37.508	98.012	42.303	PK

Profile: 2250618R	Page No.: 25
Engineer: Yu Liu	
Site: AC5	Time: 2022/06/18 - 00:26
Limit: FCC_Part15.209_RE(3m)	Margin: 0
Probe: FCC_ANT-1-18G	Polarity: Horizontal
EUT: Computer BOX	Power: AC 120V/60Hz
Note: Mode 3:Transmit at 5190MHz by 11n40	



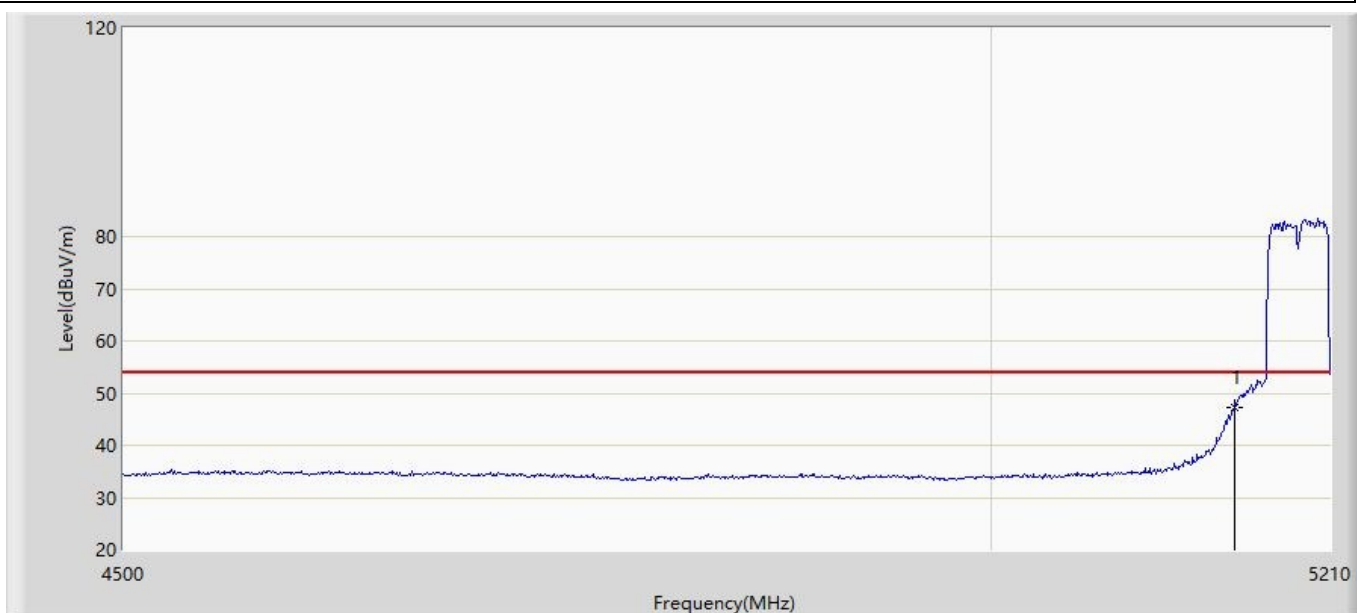
No	Mark	Frequency (MHz)	Measure Level (dBuV/m)	Reading Level (dBuV)	Over Limit (dB)	Limit (dBuV/m)	Factor (dB)	Type
1	*	5150.000	46.256	8.196	-7.744	54.000	38.060	AV

Profile: 2250618R	Page No.: 26
Engineer: Yu Liu	
Site: AC5	Time: 2022/06/18 - 00:41
Limit: FCC_Part15.209_RE(3m)	Margin: 0
Probe: FCC_ANT-1-18G	Polarity: Horizontal
EUT: Computer BOX	Power: AC 120V/60Hz
Note: Mode 3:Transmit at 5190MHz by 11n40	



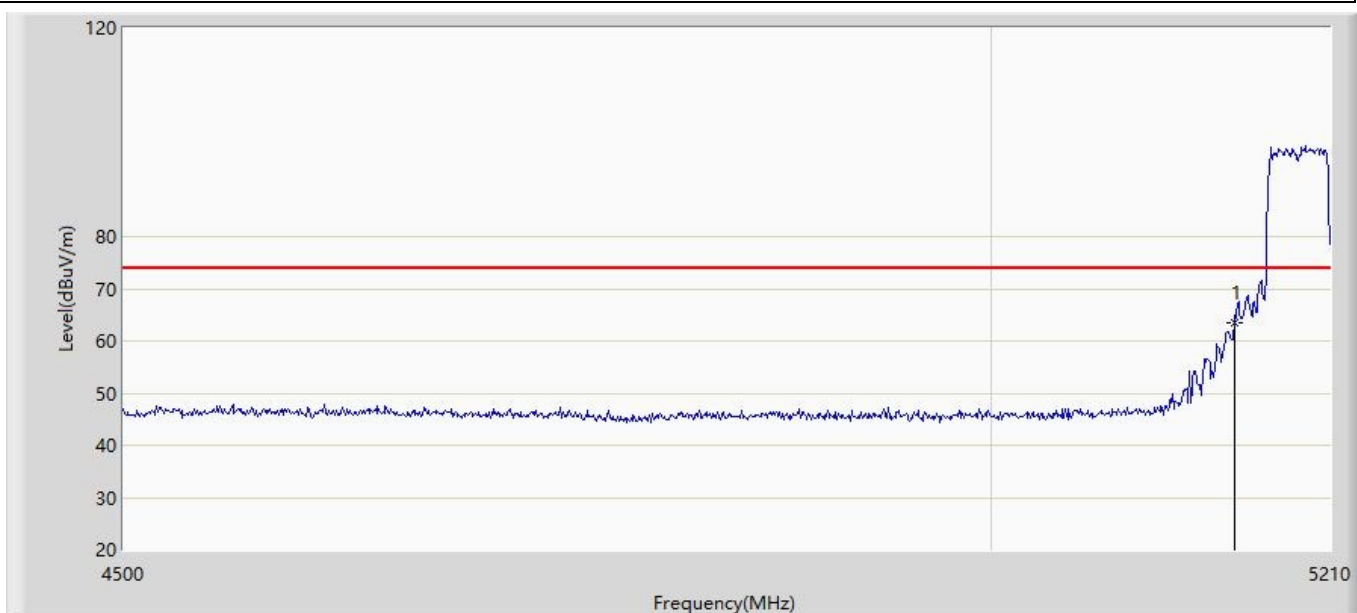
No	Mark	Frequency (MHz)	Measure Level (dBuV/m)	Reading Level (dBuV)	Over Limit (dB)	Limit (dBuV/m)	Factor (dB)	Type
1	*	5150.000	62.263	24.203	-11.737	74.000	38.060	PK

Profile: 2250618R	Page No.: 27
Engineer: Yu Liu	
Site: AC5	Time: 2022/06/18 - 00:42
Limit: FCC_Part15.209_RE(3m)	Margin: 0
Probe: FCC_ANT-1-18G	Polarity: Vertical
EUT: Computer BOX	Power: AC 120V/60Hz
Note: Mode 3:Transmit at 5190MHz by 11n40	



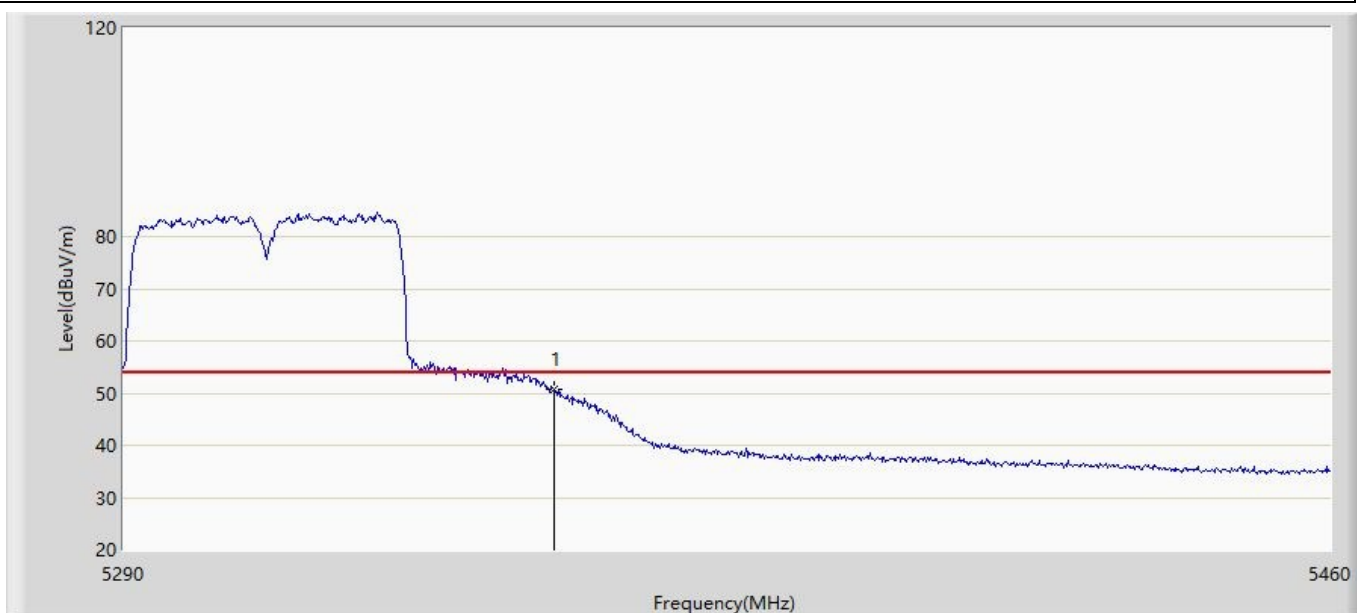
No	Mark	Frequency (MHz)	Measure Level (dBuV/m)	Reading Level (dBuV)	Over Limit (dB)	Limit (dBuV/m)	Factor (dB)	Type
1	*	5150.000	47.212	9.152	-6.788	54.000	38.060	AV

Profile: 2250618R	Page No.: 28
Engineer: Yu Liu	
Site: AC5	Time: 2022/06/18 - 00:43
Limit: FCC_Part15.209_RE(3m)	Margin: 0
Probe: FCC_ANT-1-18G	Polarity: Vertical
EUT: Computer BOX	Power: AC 120V/60Hz
Note: Mode 3:Transmit at 5190MHz by 11n40	



No	Mark	Frequency (MHz)	Measure Level (dBuV/m)	Reading Level (dBuV)	Over Limit (dB)	Limit (dBuV/m)	Factor (dB)	Type
1	*	5150.000	63.399	25.339	-10.601	74.000	38.060	PK

Profile: 2250618R	Page No.: 29
Engineer: Yu Liu	
Site: AC5	Time: 2022/06/18 - 00:45
Limit: FCC_Part15.209_RE(3m)	Margin: 0
Probe: FCC_ANT-1-18G	Polarity: Horizontal
EUT: Computer BOX	Power: AC 120V/60Hz
Note: Mode 3:Transmit at 5310MHz by 11n40	



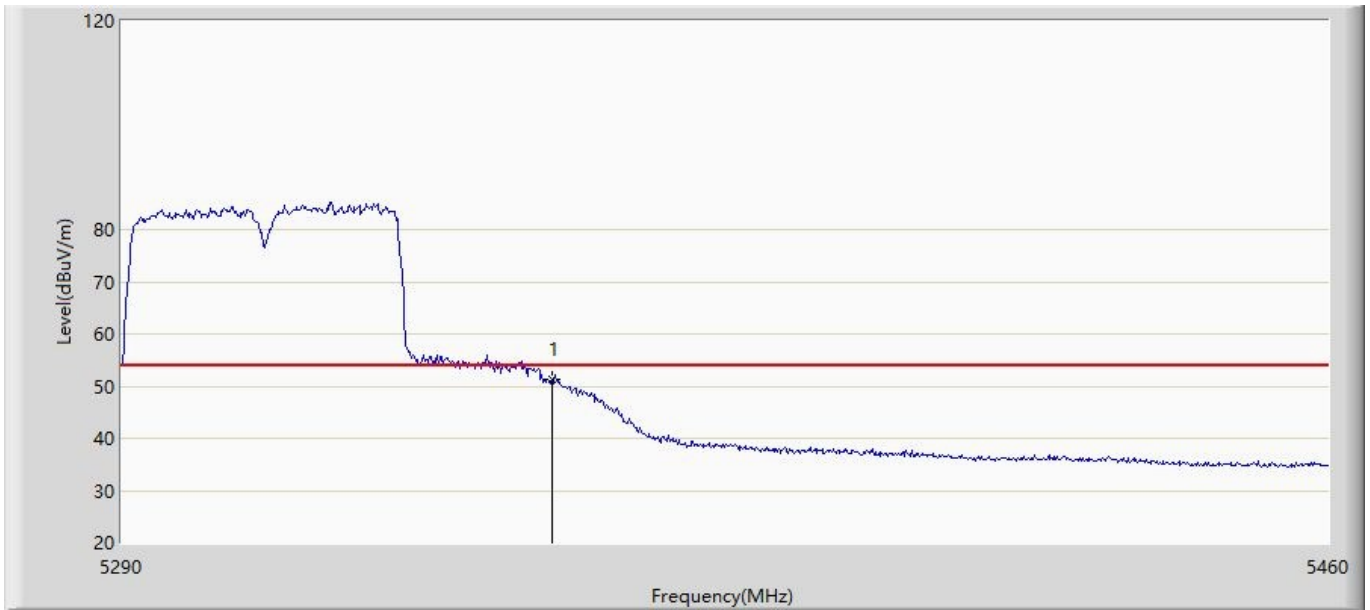
No	Mark	Frequency (MHz)	Measure Level (dBuV/m)	Reading Level (dBuV)	Over Limit (dB)	Limit (dBuV/m)	Factor (dB)	Type
1	*	5350.000	50.664	12.077	-3.336	54.000	38.588	AV

Profile: 2250618R	Page No.: 30
Engineer: Yu Liu	
Site: AC5	Time: 2022/06/18 - 01:02
Limit: FCC_Part15.209_RE(3m)	Margin: 0
Probe: FCC_ANT-1-18G	Polarity: Horizontal
EUT: Computer BOX	Power: AC 120V/60Hz
Note: Mode 3:Transmit at 5310MHz by 11n40	



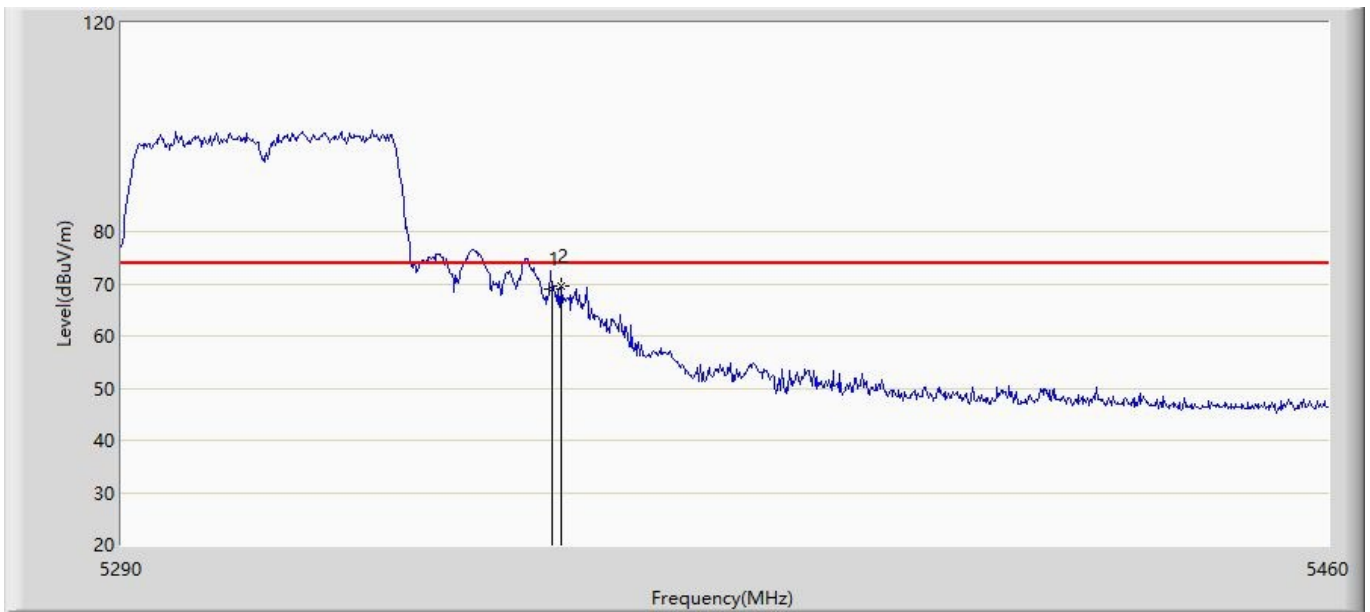
No	Mark	Frequency (MHz)	Measure Level (dBuV/m)	Reading Level (dBuV)	Over Limit (dB)	Limit (dBuV/m)	Factor (dB)	Type
1		5350.000	68.406	29.819	-5.594	74.000	38.588	PK
2	*	5353.750	71.483	32.894	-2.517	74.000	38.589	PK

Profile: 2250618R	Page No.: 31
Engineer: Yu Liu	
Site: AC5	Time: 2022/06/18 - 01:03
Limit: FCC_Part15.209_RE(3m)	Margin: 0
Probe: FCC_ANT-1-18G	Polarity: Vertical
EUT: Computer BOX	Power: AC 120V/60Hz
Note: Mode 3:Transmit at 5310MHz by 11n40	



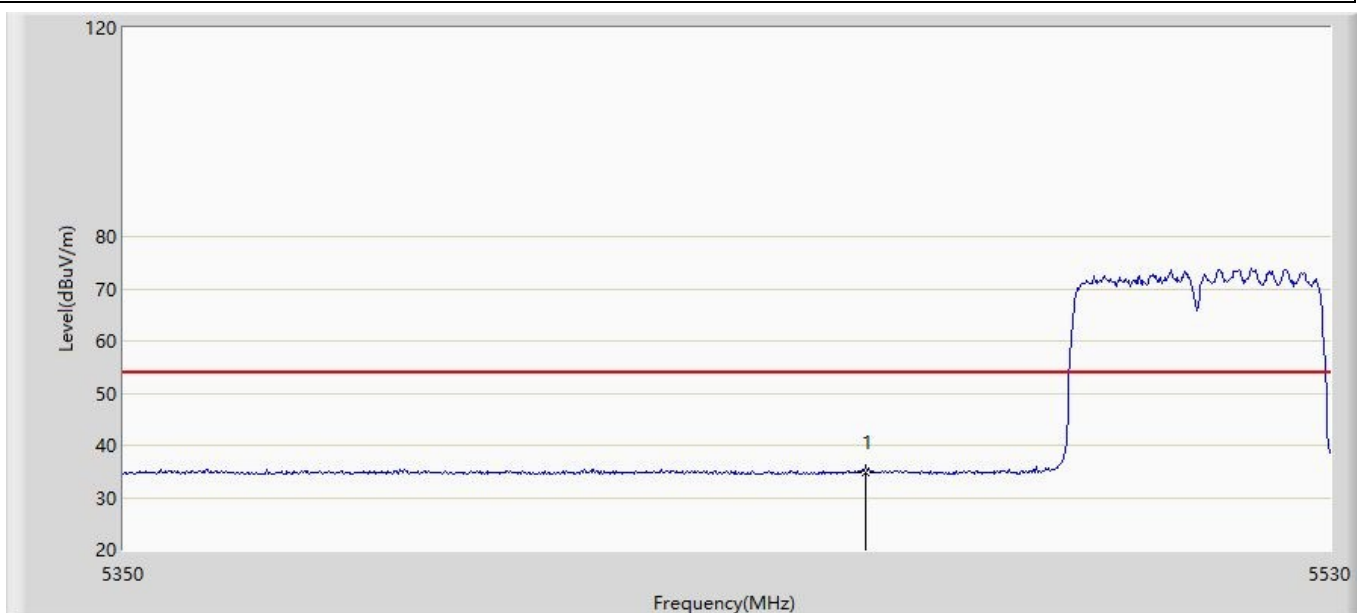
No	Mark	Frequency (MHz)	Measure Level (dBuV/m)	Reading Level (dBuV)	Over Limit (dB)	Limit (dBuV/m)	Factor (dB)	Type
1	*	5350.000	51.195	12.608	-2.805	54.000	38.588	AV

Profile: 2250618R	Page No.: 32
Engineer: Yu Liu	
Site: AC5	Time: 2022/06/18 - 01:05
Limit: FCC_Part15.209_RE(3m)	Margin: 0
Probe: FCC_ANT-1-18G	Polarity: Vertical
EUT: Computer BOX	Power: AC 120V/60Hz
Note: Mode 3:Transmit at 5310MHz by 11n40	



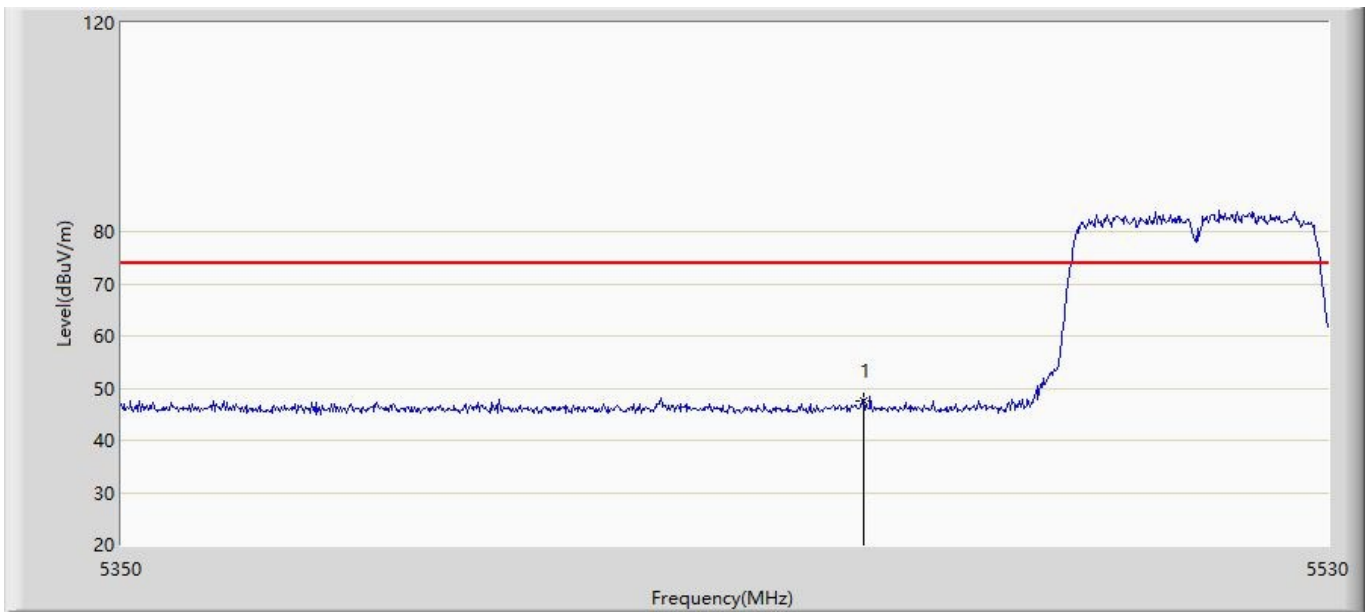
No	Mark	Frequency (MHz)	Measure Level (dBuV/m)	Reading Level (dBuV)	Over Limit (dB)	Limit (dBuV/m)	Factor (dB)	Type
1		5350.000	68.914	30.327	-5.086	74.000	38.588	PK
2	*	5351.370	69.535	30.947	-4.465	74.000	38.588	PK

Profile: 2250618R	Page No.: 33
Engineer: Yu Liu	
Site: AC5	Time: 2022/06/18 - 01:07
Limit: FCC_Part15.209_RE(3m)	Margin: 0
Probe: FCC_ANT-1-18G	Polarity: Horizontal
EUT: Computer BOX	Power: AC 120V/60Hz
Note: Mode 3:Transmit at 5510MHz by 11n40	



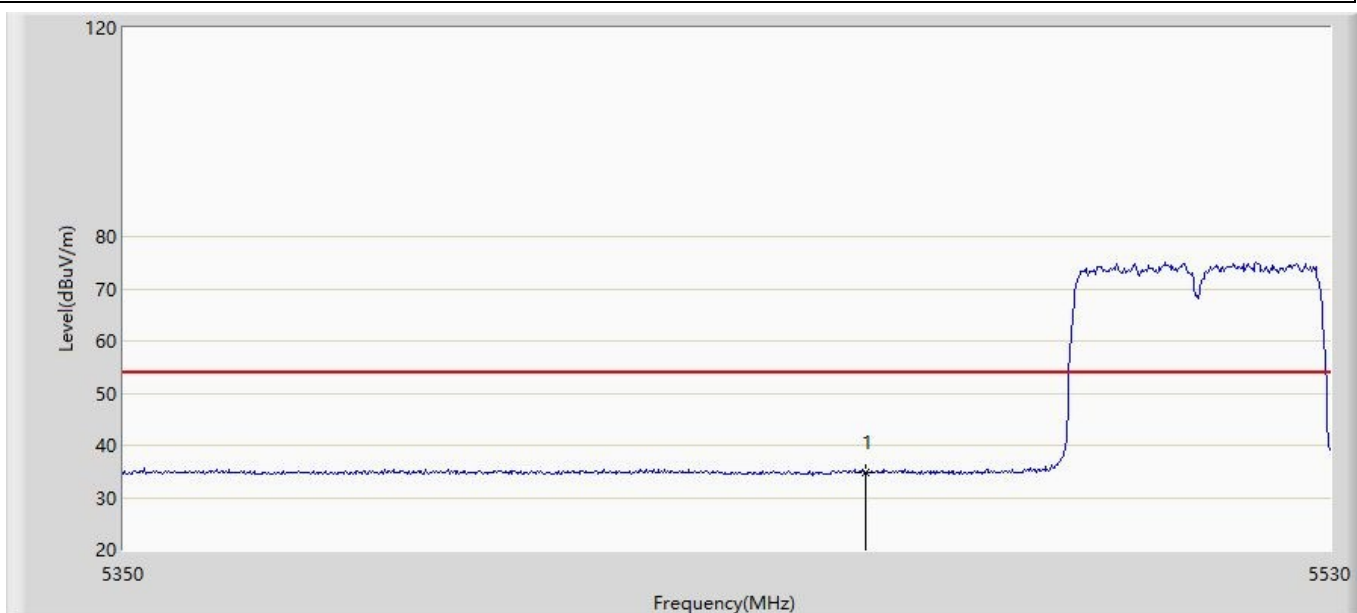
No	Mark	Frequency (MHz)	Measure Level (dBuV/m)	Reading Level (dBuV)	Over Limit (dB)	Limit (dBuV/m)	Factor (dB)	Type
1	*	5460.000	34.812	-3.863	-19.188	54.000	38.675	AV

Profile: 2250618R	Page No.: 34
Engineer: Yu Liu	
Site: AC5	Time: 2022/06/18 - 01:09
Limit: FCC_Part15.209_RE(3m)	Margin: 0
Probe: FCC_ANT-1-18G	Polarity: Horizontal
EUT: Computer BOX	Power: AC 120V/60Hz
Note: Mode 3:Transmit at 5510MHz by 11n40	



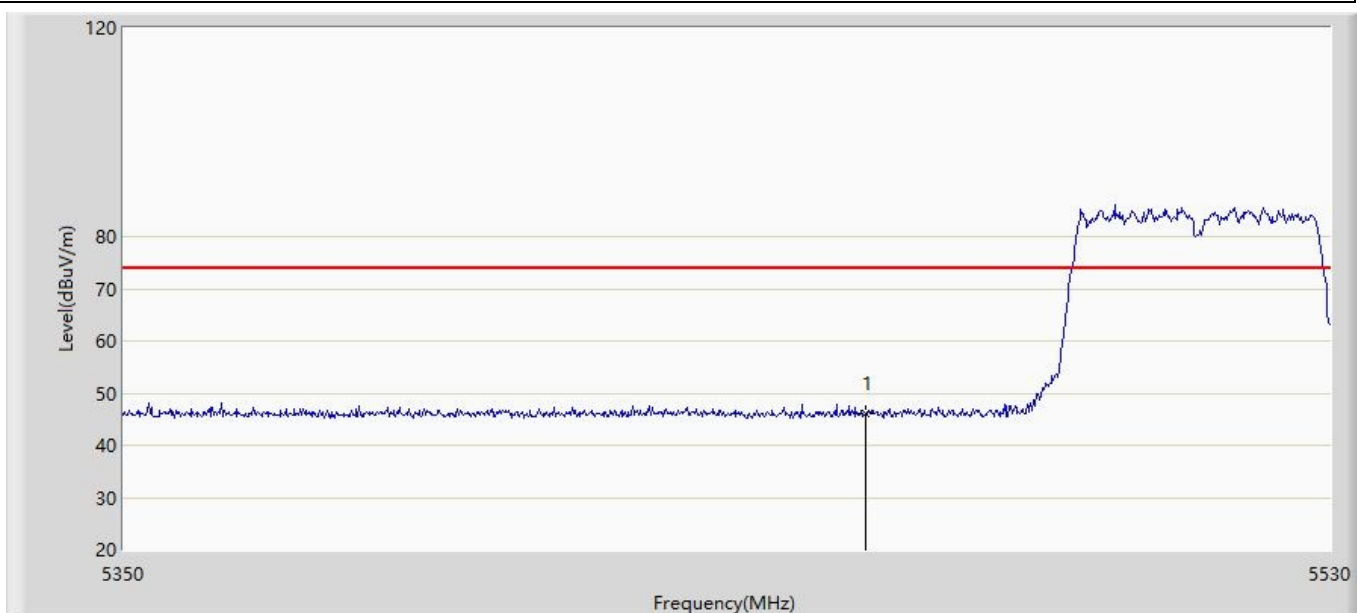
No	Mark	Frequency (MHz)	Measure Level (dBuV/m)	Reading Level (dBuV)	Over Limit (dB)	Limit (dBuV/m)	Factor (dB)	Type
1	*	5460.000	47.557	8.882	-26.443	74.000	38.675	PK

Profile: 2250618R	Page No.: 35
Engineer: Yu Liu	
Site: AC5	Time: 2022/06/18 - 01:10
Limit: FCC_Part15.209_RE(3m)	Margin: 0
Probe: FCC_ANT-1-18G	Polarity: Vertical
EUT: Computer BOX	Power: AC 120V/60Hz
Note: Mode 3:Transmit at 5510MHz by 11n40	



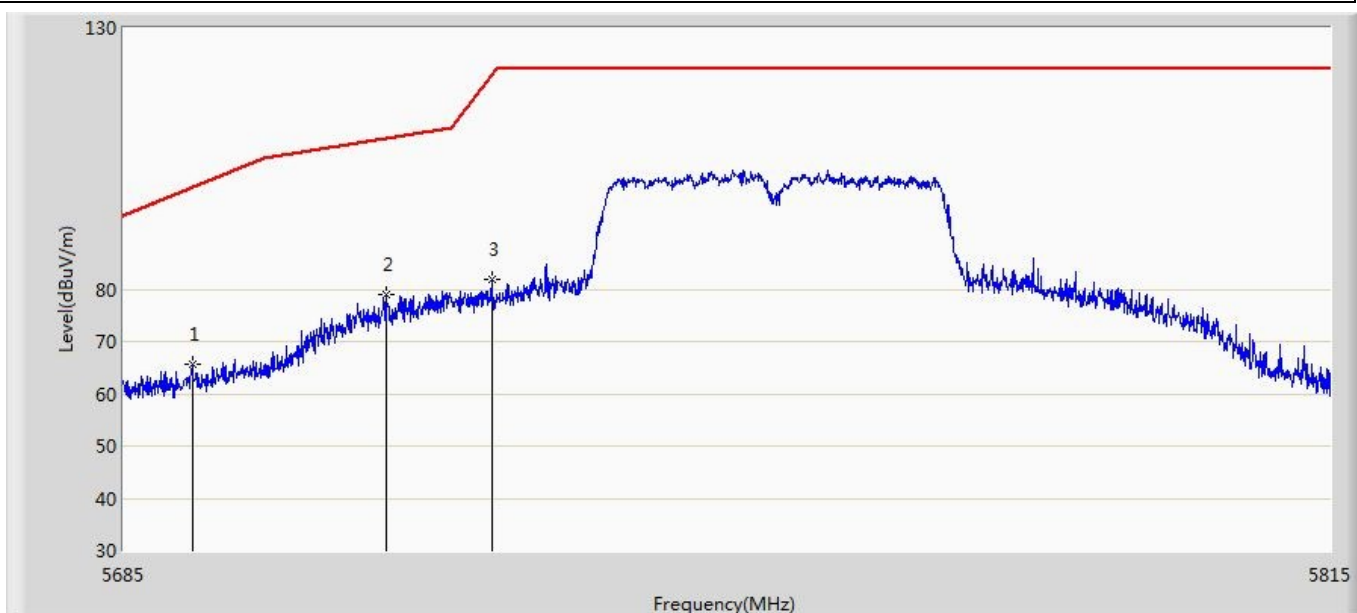
No	Mark	Frequency (MHz)	Measure Level (dBuV/m)	Reading Level (dBuV)	Over Limit (dB)	Limit (dBuV/m)	Factor (dB)	Type
1	*	5460.000	34.809	-3.866	-19.191	54.000	38.675	AV

Profile: 2250618R	Page No.: 36
Engineer: Yu Liu	
Site: AC5	Time: 2022/06/18 - 01:11
Limit: FCC_Part15.209_RE(3m)	Margin: 0
Probe: FCC_ANT-1-18G	Polarity: Vertical
EUT: Computer BOX	Power: AC 120V/60Hz
Note: Mode 3:Transmit at 5510MHz by 11n40	



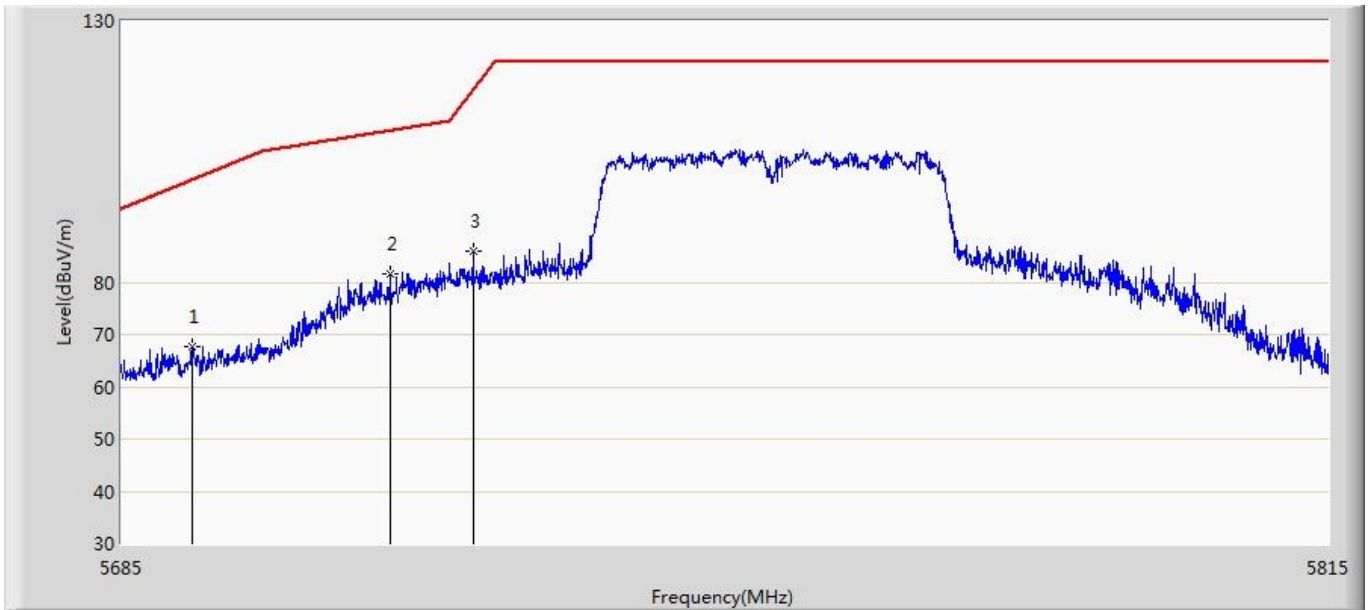
No	Mark	Frequency (MHz)	Measure Level (dBuV/m)	Reading Level (dBuV)	Over Limit (dB)	Limit (dBuV/m)	Factor (dB)	Type
1	*	5460.000	46.188	7.513	-27.812	74.000	38.675	PK

Profile: 2250618R	Page No.: 13
Engineer: Yu Liu	
Site: AC5	Time: 2022/06/18 - 03:06
Limit: FCC-15.407	Margin: 0
Probe: Horn_3117_00167055(1-18GHz)	Polarity: Horizontal
EUT: Computer BOX	Power: AC 120V/60Hz
Note: Mode 3:Transmit at 5755MHz by 11n40	



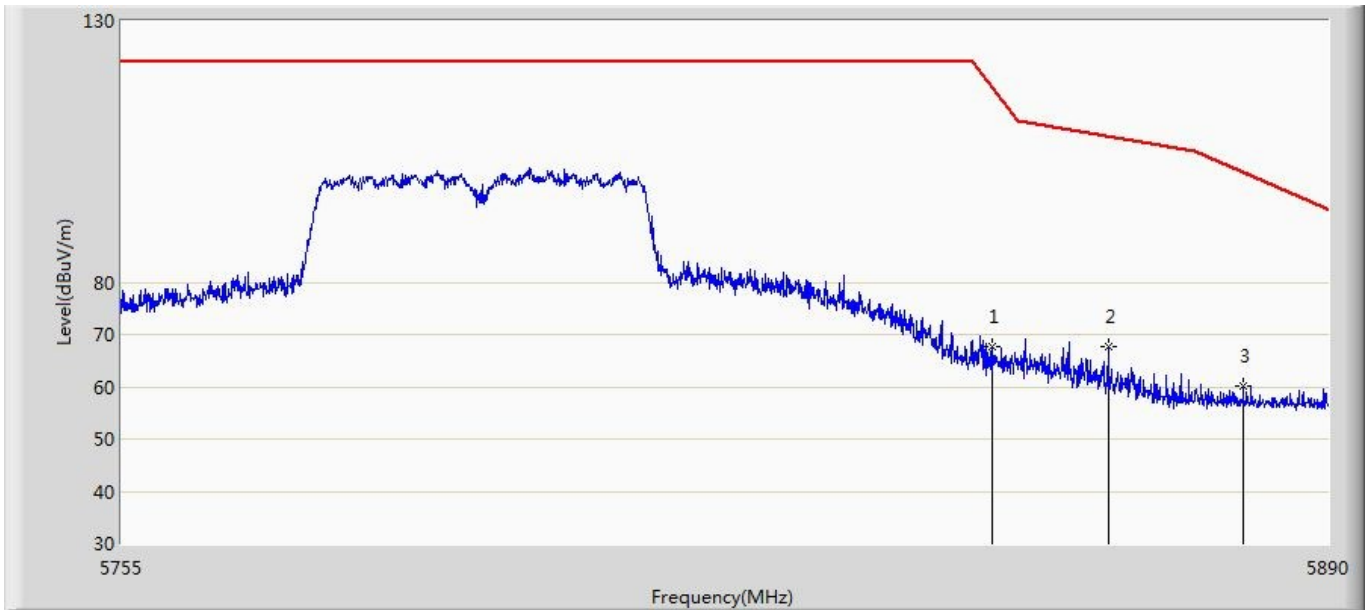
No	Mark	Frequency (MHz)	Measure Level (dBuV/m)	Reading Level (dBuV)	Over Limit (dB)	Limit (dBuV/m)	Factor (dB)	Type
1		5692.345	65.792	24.155	-33.764	99.556	41.637	PK
2	*	5713.015	78.947	36.609	-29.900	108.846	42.337	PK
3		5724.390	81.851	39.894	-38.959	120.810	41.957	PK

Profile: 2250618R	Page No.: 14
Engineer: Yu Liu	
Site: AC5	Time: 2022/06/18 - 03:13
Limit: FCC-15.407	Margin: 0
Probe: Horn_3117_00167055(1-18GHz)	Polarity: Vertical
EUT: Computer BOX	Power: AC 120V/60Hz
Note: Mode 3:Transmit at 5755MHz by 11n40	



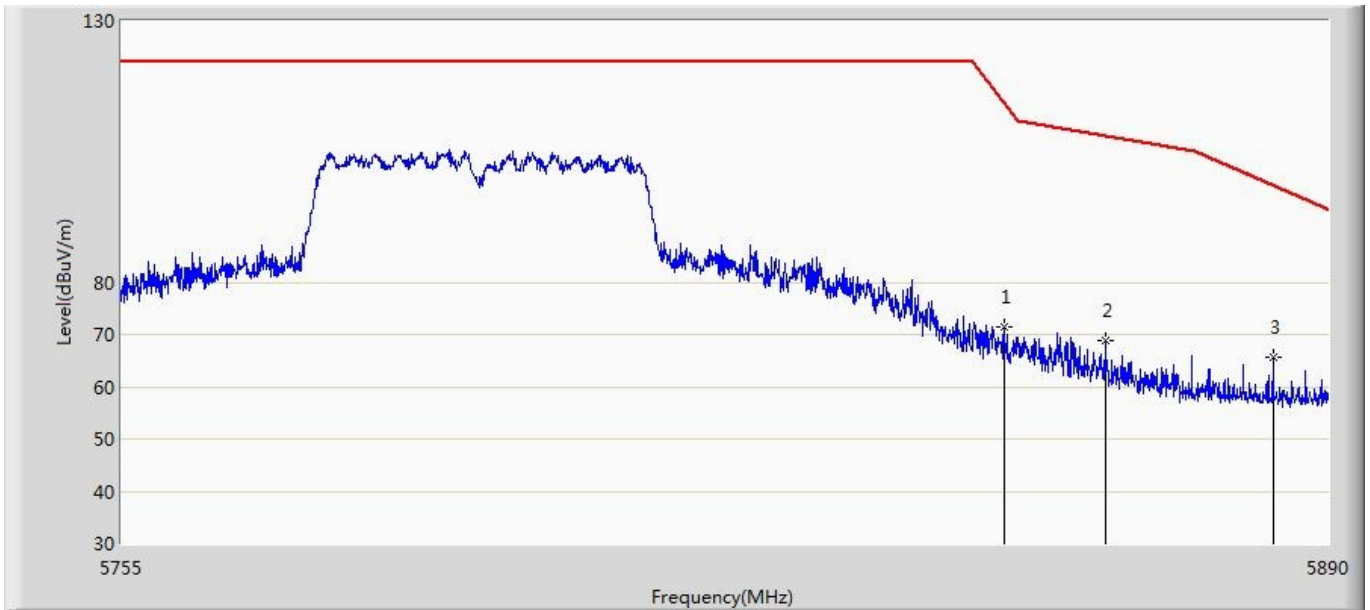
No	Mark	Frequency (MHz)	Measure Level (dBuV/m)	Reading Level (dBuV)	Over Limit (dB)	Limit (dBuV/m)	Factor (dB)	Type
1		5692.605	67.620	25.970	-32.128	99.748	41.650	PK
2	*	5713.665	81.451	39.135	-27.577	109.028	42.316	PK
3		5722.635	85.879	43.863	-30.930	116.809	42.015	PK

Profile: 2250618R	Page No.: 15
Engineer: Yu Liu	
Site: AC5	Time: 2022/06/18 - 03:13
Limit: FCC-15.407	Margin: 0
Probe: Horn_3117_00167055(1-18GHz)	Polarity: Horizontal
EUT: Computer BOX	Power: AC 120V/60Hz
Note: Mode 3:Transmit at 5795MHz by 11n40	



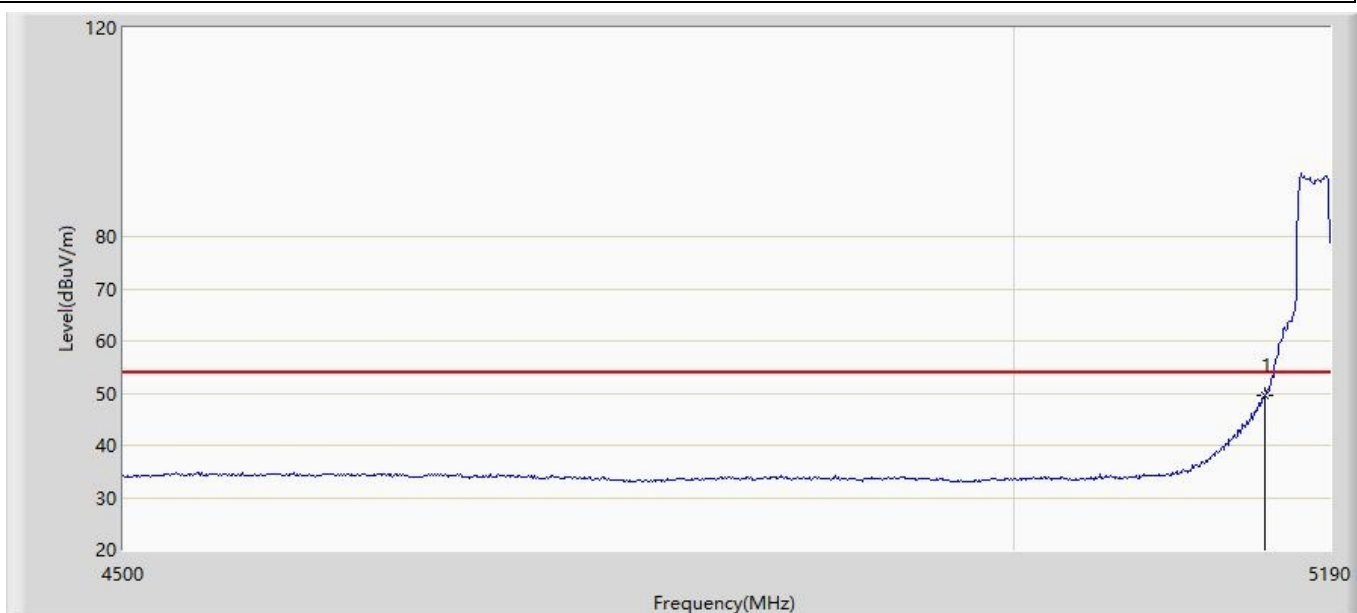
No	Mark	Frequency (MHz)	Measure Level (dBuV/m)	Reading Level (dBuV)	Over Limit (dB)	Limit (dBuV/m)	Factor (dB)	Type
1		5852.200	67.770	25.759	-49.412	117.183	42.011	PK
2	*	5865.160	67.806	25.619	-40.147	107.953	42.187	PK
3		5880.415	60.068	17.800	-41.109	101.178	42.268	PK

Profile: 2250618R	Page No.: 16
Engineer: Yu Liu	
Site: AC5	Time: 2022/06/18 - 03:14
Limit: FCC-15.407	Margin: 0
Probe: Horn_3117_00167055(1-18GHz)	Polarity: Vertical
EUT: Computer BOX	Power: AC 120V/60Hz
Note: Mode 3:Transmit at 5795MHz by 11n40	



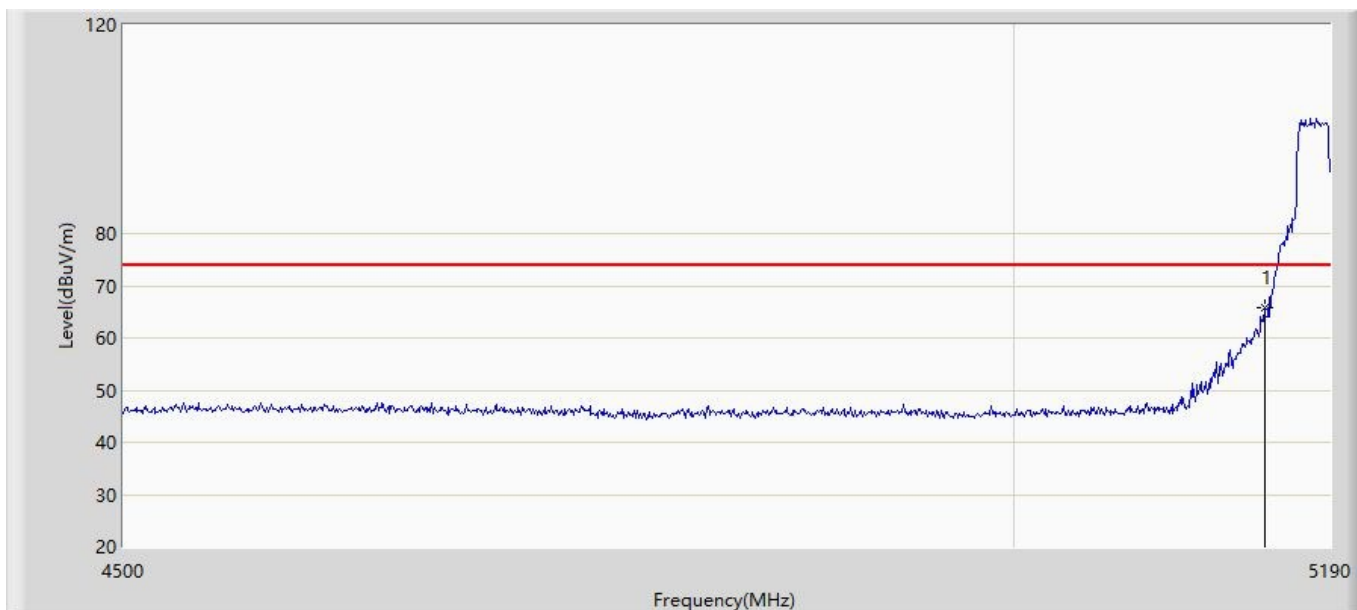
No	Mark	Frequency (MHz)	Measure Level (dBuV/m)	Reading Level (dBuV)	Over Limit (dB)	Limit (dBuV/m)	Factor (dB)	Type
1		5853.415	71.454	29.423	-42.959	114.413	42.031	PK
2		5864.822	68.927	26.742	-39.120	108.047	42.185	PK
3	*	5883.857	65.569	23.273	-33.054	98.623	42.297	PK

Profile: 2250618R	Page No.: 37
Engineer: Yu Liu	
Site: AC5	Time: 2022/06/18 - 01:13
Limit: FCC_Part15.209_RE(3m)	Margin: 0
Probe: FCC_ANT-1-18G	Polarity: Horizontal
EUT: Computer BOX	Power: AC 120V/60Hz
Note: Mode 4:Transmit at 5180MHz by 11ac20	



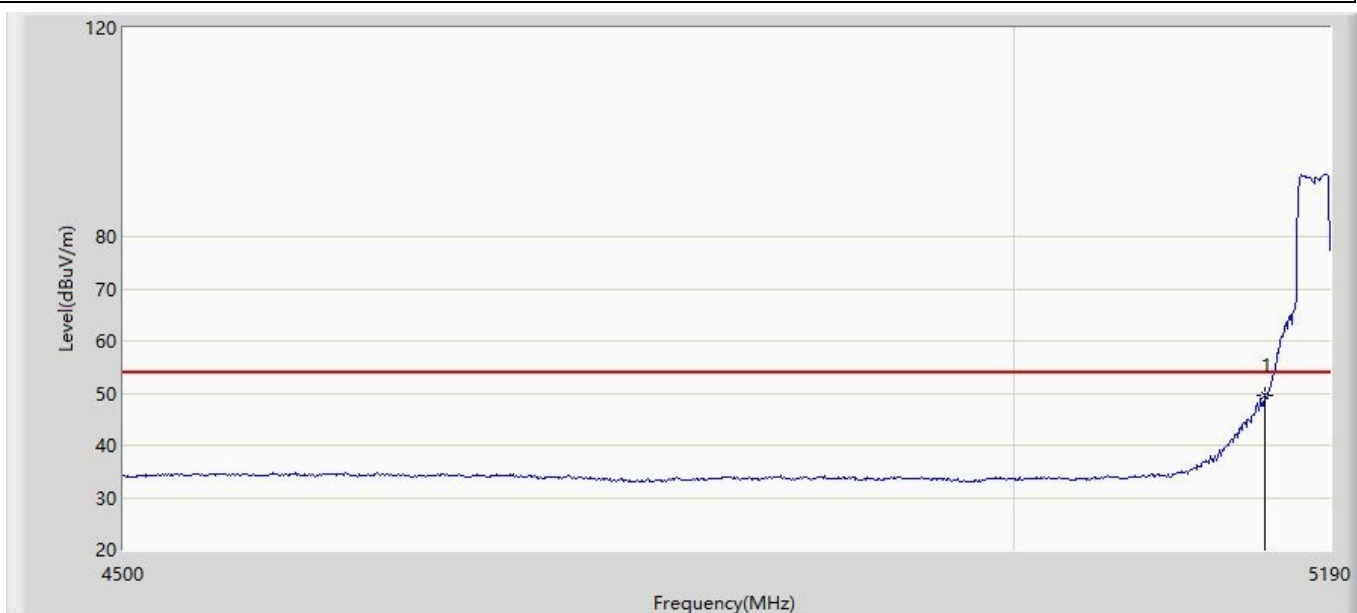
No	Mark	Frequency (MHz)	Measure Level (dBuV/m)	Reading Level (dBuV)	Over Limit (dB)	Limit (dBuV/m)	Factor (dB)	Type
1	*	5150.000	49.554	11.494	-4.446	54.000	38.060	AV

Profile: 2250618R	Page No.: 38
Engineer: Yu Liu	
Site: AC5	Time: 2022/06/18 - 01:16
Limit: FCC_Part15.209_RE(3m)	Margin: 0
Probe: FCC_ANT-1-18G	Polarity: Horizontal
EUT: Computer BOX	Power: AC 120V/60Hz
Note: Mode 4:Transmit at 5180MHz by 11ac20	



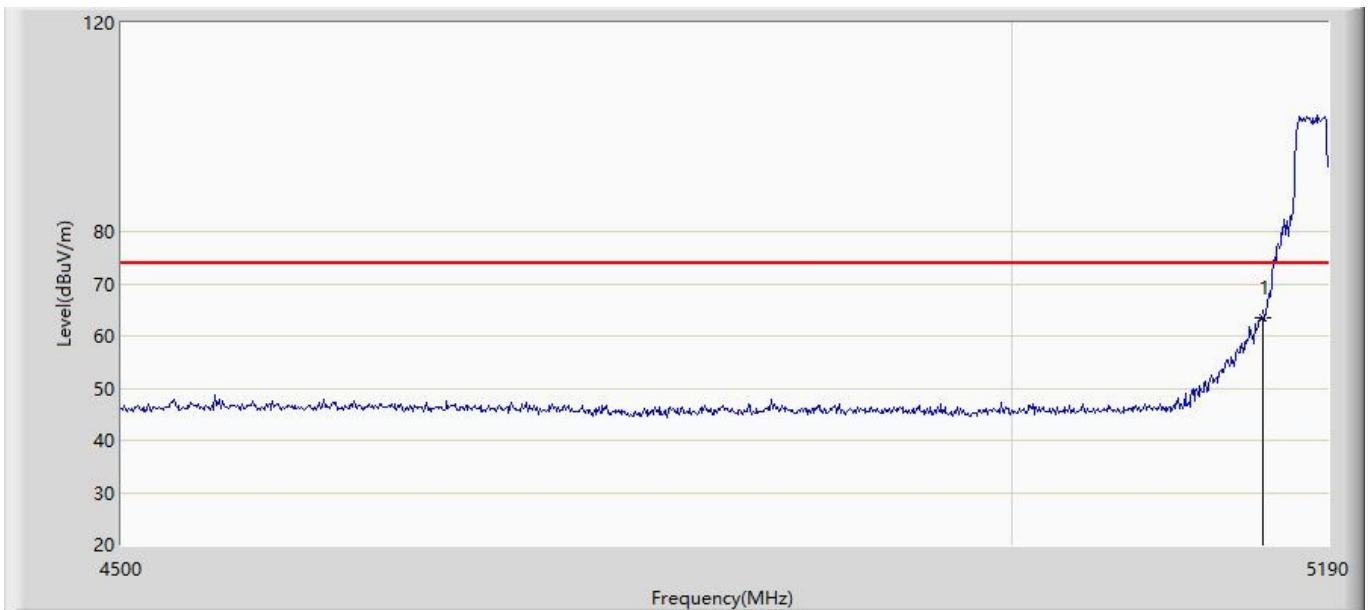
No	Mark	Frequency (MHz)	Measure Level (dBuV/m)	Reading Level (dBuV)	Over Limit (dB)	Limit (dBuV/m)	Factor (dB)	Type
1	*	5150.000	65.801	27.741	-8.199	74.000	38.060	PK

Profile: 2250618R	Page No.: 39
Engineer: Yu Liu	
Site: AC5	Time: 2022/06/18 - 01:17
Limit: FCC_Part15.209_RE(3m)	Margin: 0
Probe: FCC_ANT-1-18G	Polarity: Vertical
EUT: Computer BOX	Power: AC 120V/60Hz
Note: Mode 4:Transmit at 5180MHz by 11ac20	



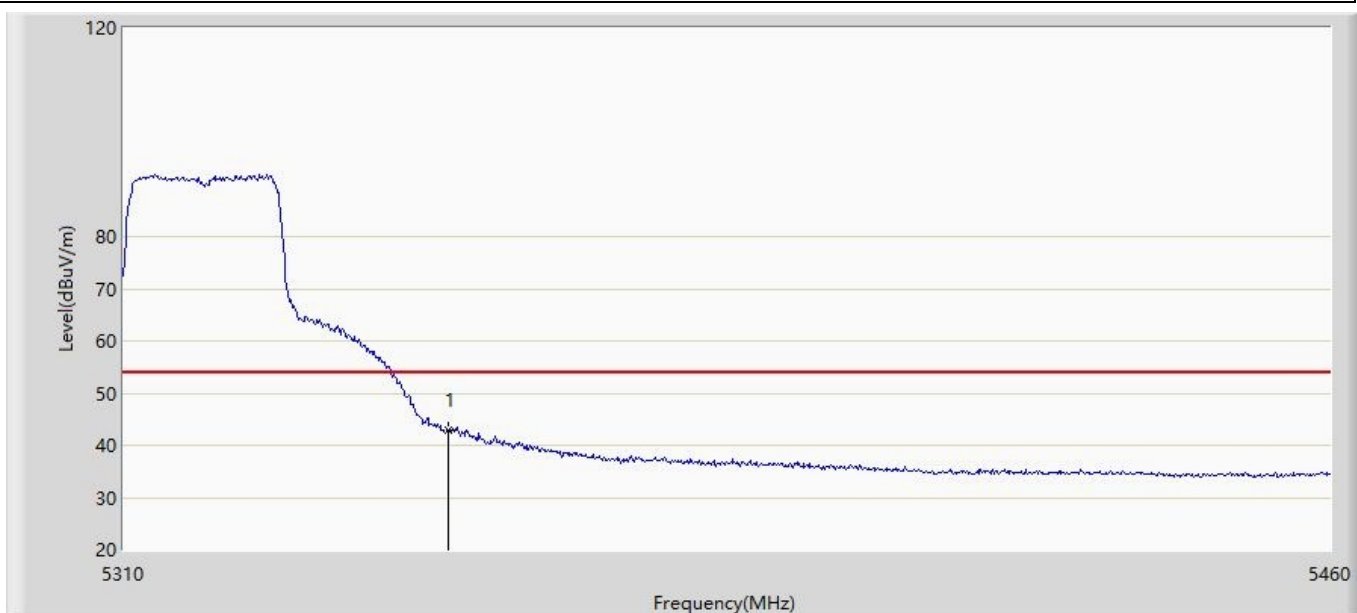
No	Mark	Frequency (MHz)	Measure Level (dBuV/m)	Reading Level (dBuV)	Over Limit (dB)	Limit (dBuV/m)	Factor (dB)	Type
1	*	5150.000	49.544	11.484	-4.456	54.000	38.060	AV

Profile: 2250618R	Page No.: 40
Engineer: Yu Liu	
Site: AC5	Time: 2022/06/18 - 01:18
Limit: FCC_Part15.209_RE(3m)	Margin: 0
Probe: FCC_ANT-1-18G	Polarity: Vertical
EUT: Computer BOX	Power: AC 120V/60Hz
Note: Mode 4:Transmit at 5180MHz by 11ac20	



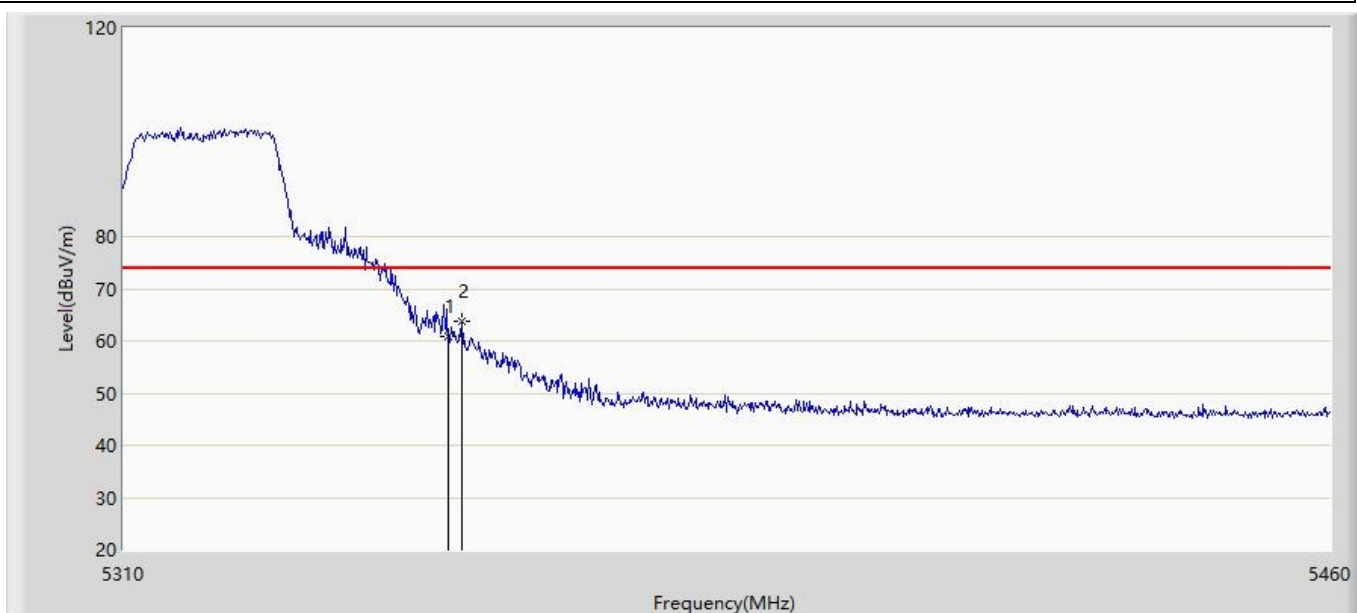
No	Mark	Frequency (MHz)	Measure Level (dBuV/m)	Reading Level (dBuV)	Over Limit (dB)	Limit (dBuV/m)	Factor (dB)	Type
1	*	5150.000	63.380	25.320	-10.620	74.000	38.060	PK

Profile: 2250618R	Page No.: 41
Engineer: Yu Liu	
Site: AC5	Time: 2022/06/18 - 01:20
Limit: FCC_Part15.209_RE(3m)	Margin: 0
Probe: FCC_ANT-1-18G	Polarity: Horizontal
EUT: Computer BOX	Power: AC 120V/60Hz
Note: Mode 4:Transmit at 5320MHz by 11ac20	



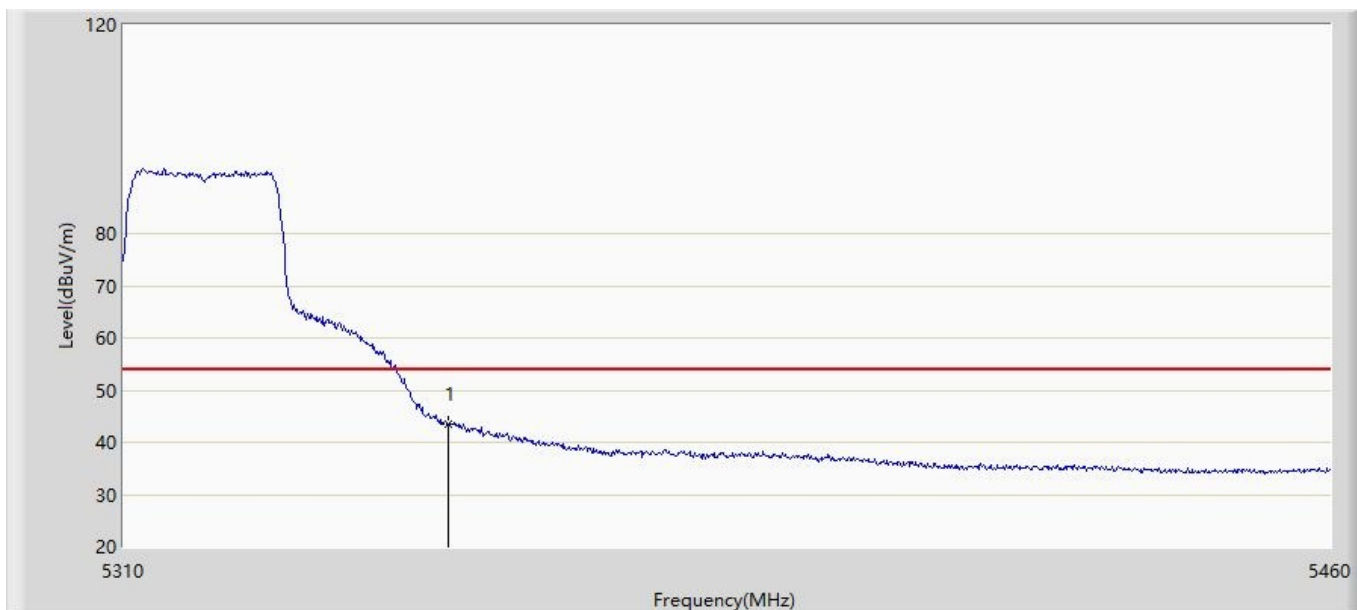
No	Mark	Frequency (MHz)	Measure Level (dBuV/m)	Reading Level (dBuV)	Over Limit (dB)	Limit (dBuV/m)	Factor (dB)	Type
1	*	5350.000	42.995	4.408	-11.005	54.000	38.588	AV

Profile: 2250618R	Page No.: 42
Engineer: Yu Liu	
Site: AC5	Time: 2022/06/18 - 01:22
Limit: FCC_Part15.209_RE(3m)	Margin: 0
Probe: FCC_ANT-1-18G	Polarity: Horizontal
EUT: Computer BOX	Power: AC 120V/60Hz
Note: Mode 4:Transmit at 5320MHz by 11ac20	



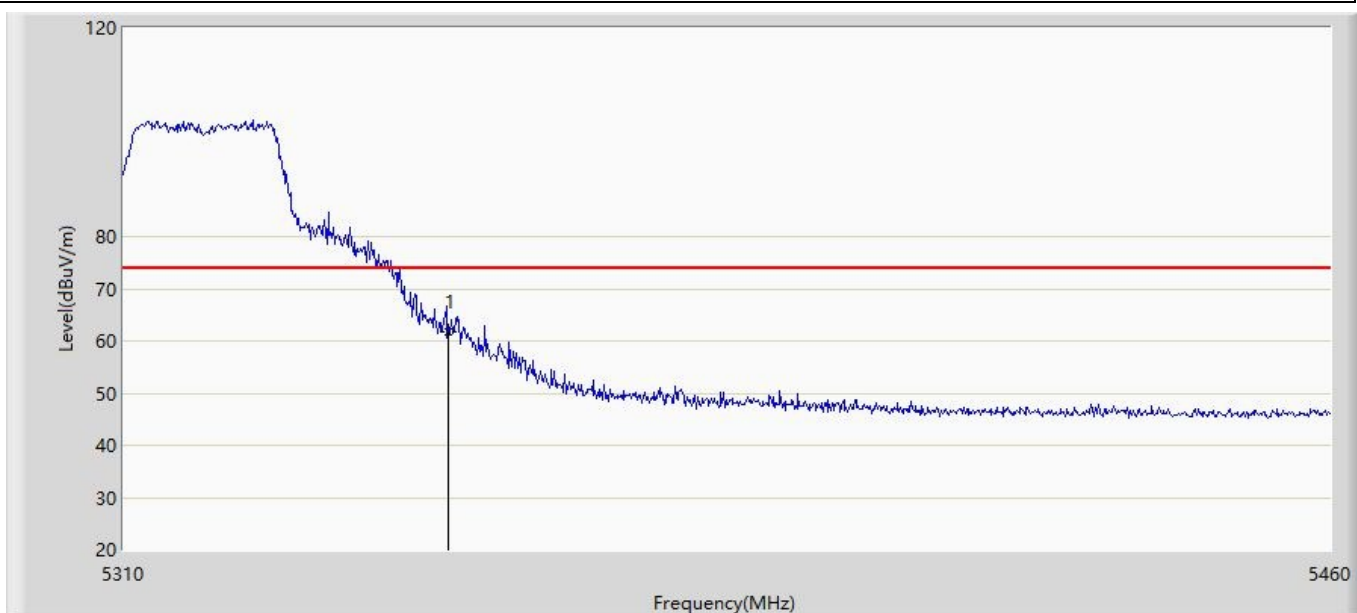
No	Mark	Frequency (MHz)	Measure Level (dBuV/m)	Reading Level (dBuV)	Over Limit (dB)	Limit (dBuV/m)	Factor (dB)	Type
1		5350.000	60.934	22.347	-13.066	74.000	38.588	PK
2	*	5351.700	63.854	25.266	-10.146	74.000	38.589	PK

Profile: 2250618R	Page No.: 43
Engineer: Yu Liu	
Site: AC5	Time: 2022/06/18 - 01:22
Limit: FCC_Part15.209_RE(3m)	Margin: 0
Probe: FCC_ANT-1-18G	Polarity: Vertical
EUT: Computer BOX	Power: AC 120V/60Hz
Note: Mode 4:Transmit at 5320MHz by 11ac20	



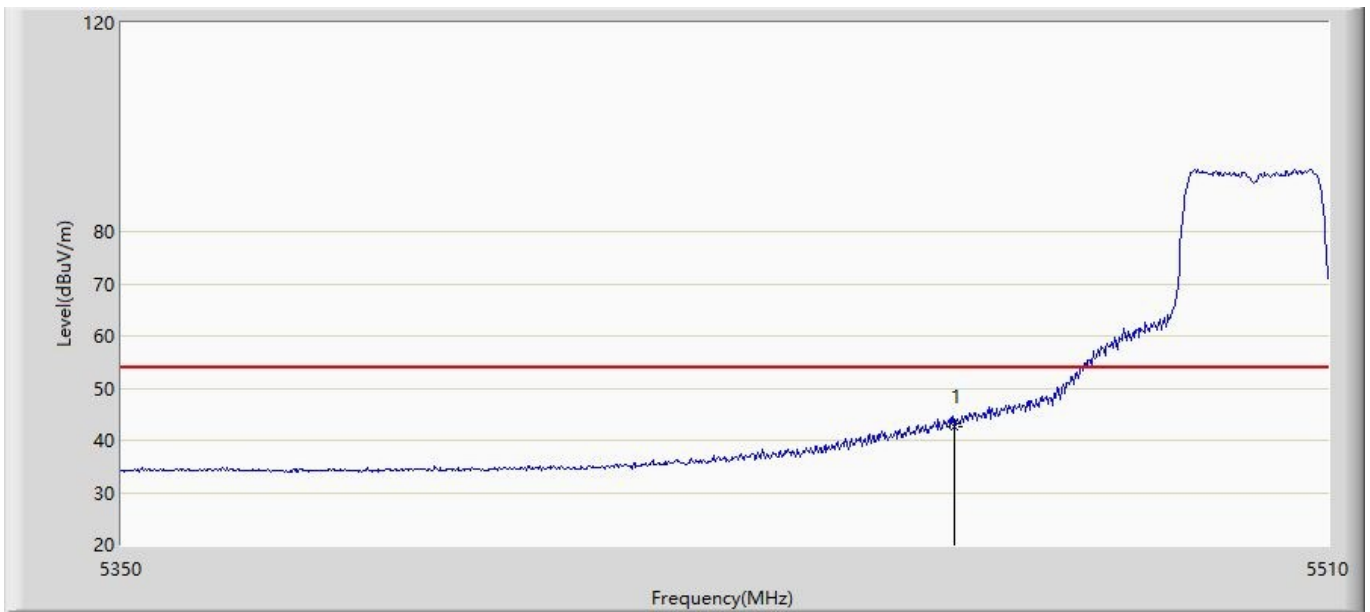
No	Mark	Frequency (MHz)	Measure Level (dBuV/m)	Reading Level (dBuV)	Over Limit (dB)	Limit (dBuV/m)	Factor (dB)	Type
1	*	5350.000	43.375	4.788	-10.625	54.000	38.588	AV

Profile: 2250618R	Page No.: 44
Engineer: Yu Liu	
Site: AC5	Time: 2022/06/18 - 01:24
Limit: FCC_Part15.209_RE(3m)	Margin: 0
Probe: FCC_ANT-1-18G	Polarity: Vertical
EUT: Computer BOX	Power: AC 120V/60Hz
Note: Mode 4:Transmit at 5320MHz by 11ac20	



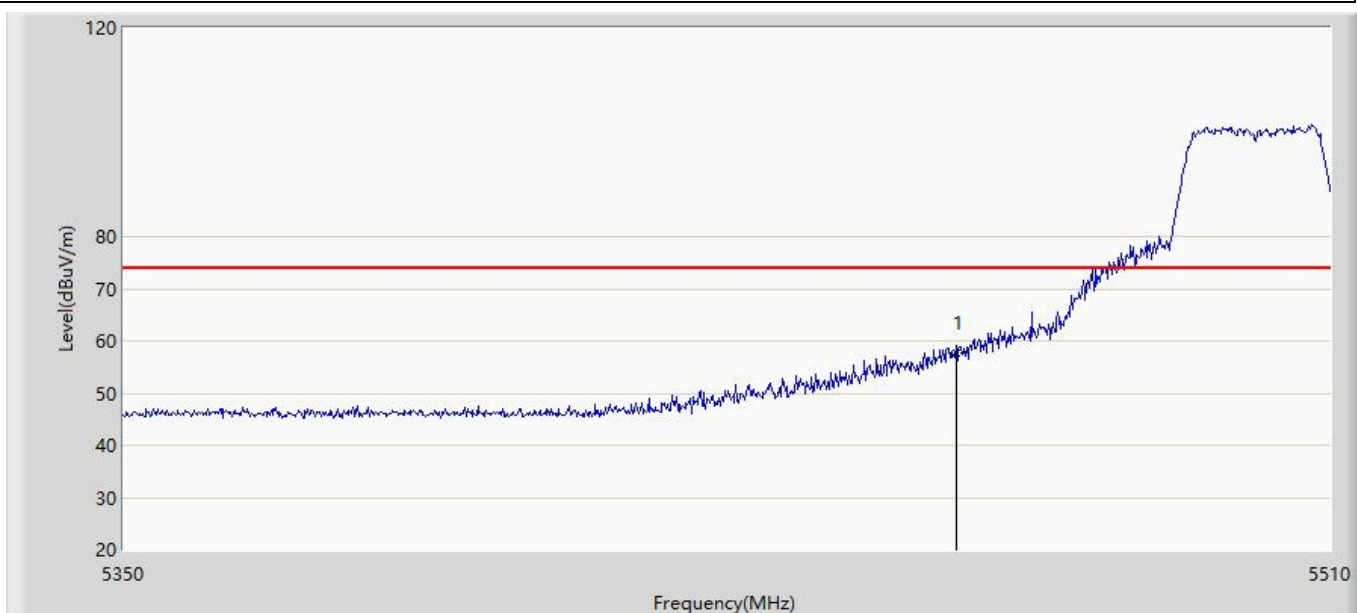
No	Mark	Frequency (MHz)	Measure Level (dBuV/m)	Reading Level (dBuV)	Over Limit (dB)	Limit (dBuV/m)	Factor (dB)	Type
1	*	5350.000	61.801	23.214	-12.199	74.000	38.588	PK

Profile: 2250618R	Page No.: 45
Engineer: Yu Liu	
Site: AC5	Time: 2022/06/18 - 01:25
Limit: FCC_Part15.209_RE(3m)	Margin: 0
Probe: FCC_ANT-1-18G	Polarity: Horizontal
EUT: Computer BOX	Power: AC 120V/60Hz
Note: Mode 4:Transmit at 5500MHz by 11ac20	



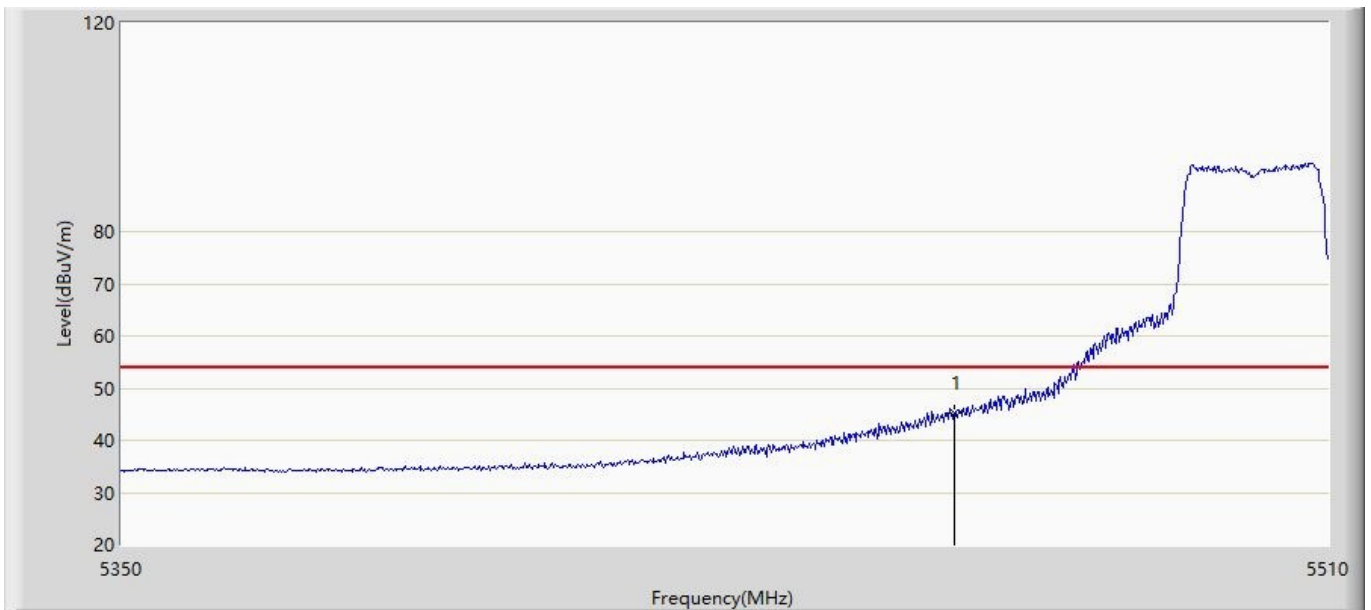
No	Mark	Frequency (MHz)	Measure Level (dBuV/m)	Reading Level (dBuV)	Over Limit (dB)	Limit (dBuV/m)	Factor (dB)	Type
1	*	5460.000	42.572	3.897	-11.428	54.000	38.675	AV

Profile: 2250618R	Page No.: 46
Engineer: Yu Liu	
Site: AC5	Time: 2022/06/18 - 01:28
Limit: FCC_Part15.209_RE(3m)	Margin: 0
Probe: FCC_ANT-1-18G	Polarity: Horizontal
EUT: Computer BOX	Power: AC 120V/60Hz
Note: Mode 4:Transmit at 5500MHz by 11ac20	



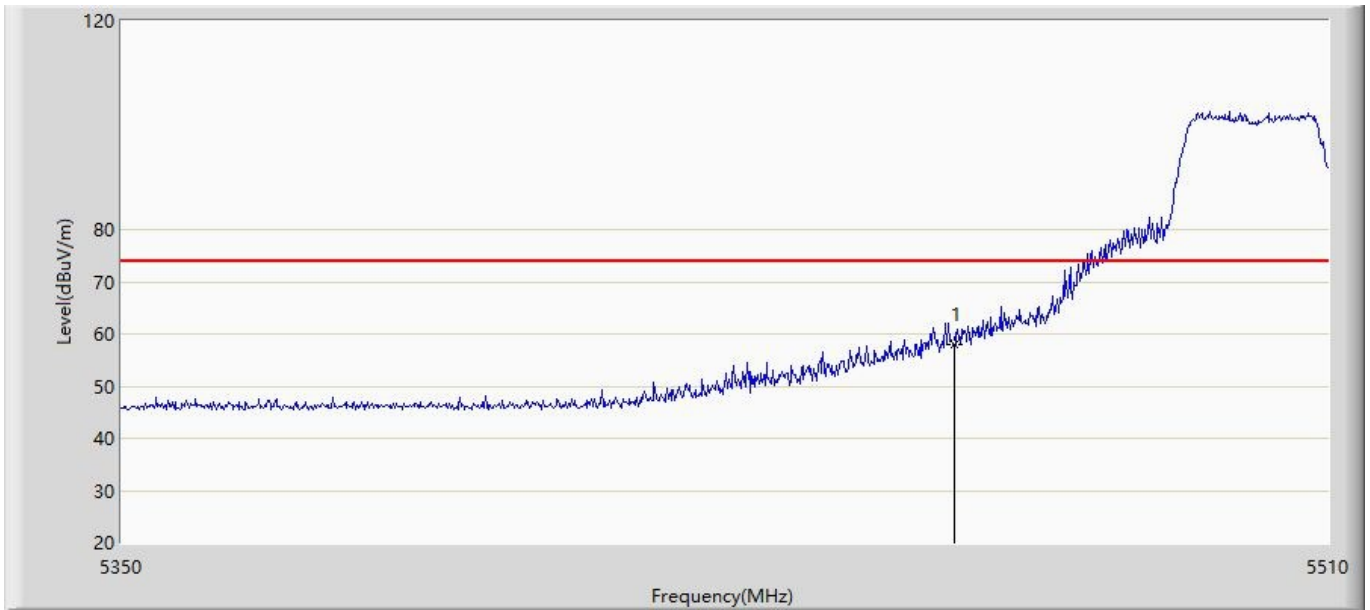
No	Mark	Frequency (MHz)	Measure Level (dBuV/m)	Reading Level (dBuV)	Over Limit (dB)	Limit (dBuV/m)	Factor (dB)	Type
1	*	5460.000	57.663	18.988	-16.337	74.000	38.675	PK

Profile: 2250618R	Page No.: 47
Engineer: Yu Liu	
Site: AC5	Time: 2022/06/18 - 01:29
Limit: FCC_Part15.209_RE(3m)	Margin: 0
Probe: FCC_ANT-1-18G	Polarity: Vertical
EUT: Computer BOX	Power: AC 120V/60Hz
Note: Mode 4:Transmit at 5500MHz by 11ac20	



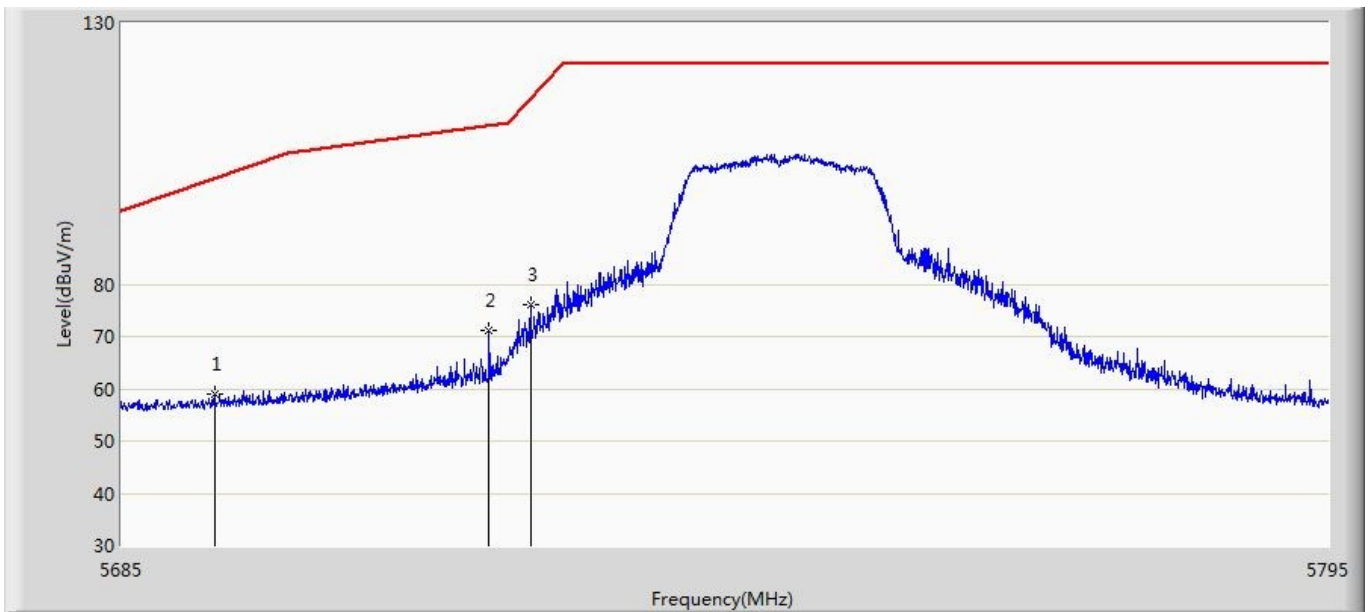
No	Mark	Frequency (MHz)	Measure Level (dBuV/m)	Reading Level (dBuV)	Over Limit (dB)	Limit (dBuV/m)	Factor (dB)	Type
1	*	5460.000	45.295	6.620	-8.705	54.000	38.675	AV

Profile: 2250618R	Page No.: 48
Engineer: Yu Liu	
Site: AC5	Time: 2022/06/18 - 01:30
Limit: FCC_Part15.209_RE(3m)	Margin: 0
Probe: FCC_ANT-1-18G	Polarity: Vertical
EUT: Computer BOX	Power: AC 120V/60Hz
Note: Mode 4:Transmit at 5500MHz by 11ac20	



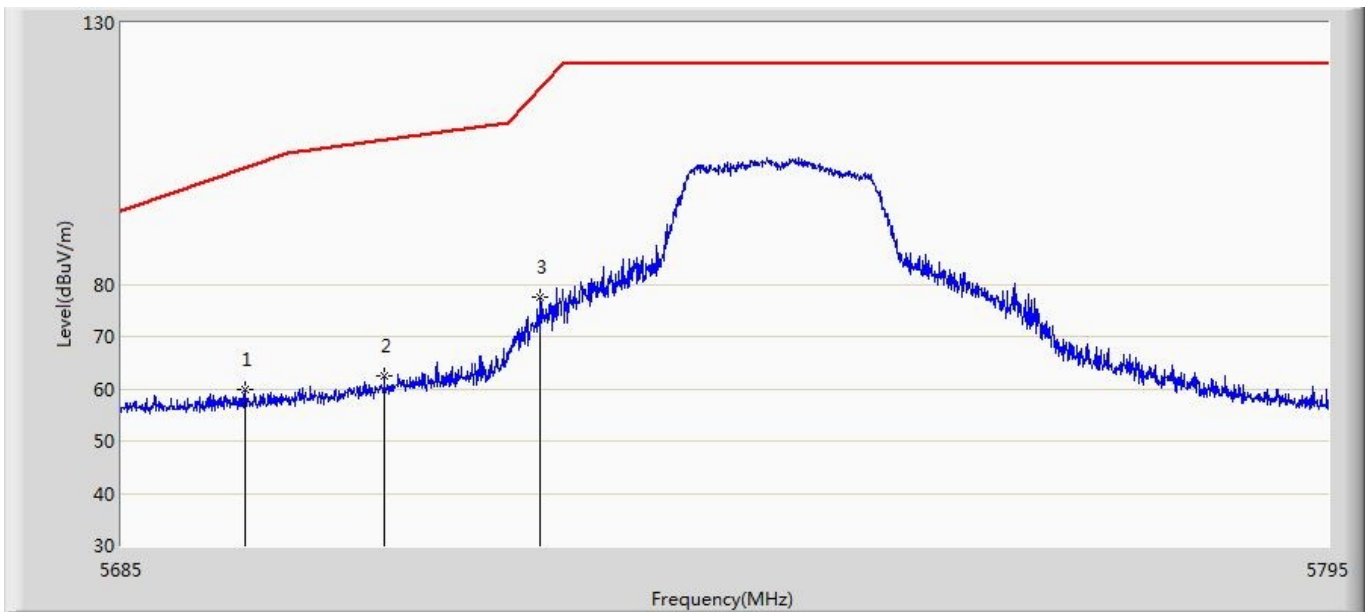
No	Mark	Frequency (MHz)	Measure Level (dBuV/m)	Reading Level (dBuV)	Over Limit (dB)	Limit (dBuV/m)	Factor (dB)	Type
1	*	5460.000	57.905	19.230	-16.095	74.000	38.675	PK

Profile: 2250618R	Page No.: 17
Engineer: Yu Liu	
Site: AC5	Time: 2022/06/18 - 03:15
Limit: FCC-15.407	Margin: 0
Probe: Horn_3117_00167055(1-18GHz)	Polarity: Horizontal
EUT: Computer BOX	Power: AC 120V/60Hz
Note: Mode 4:Transmit at 5745MHz by 11ac20	



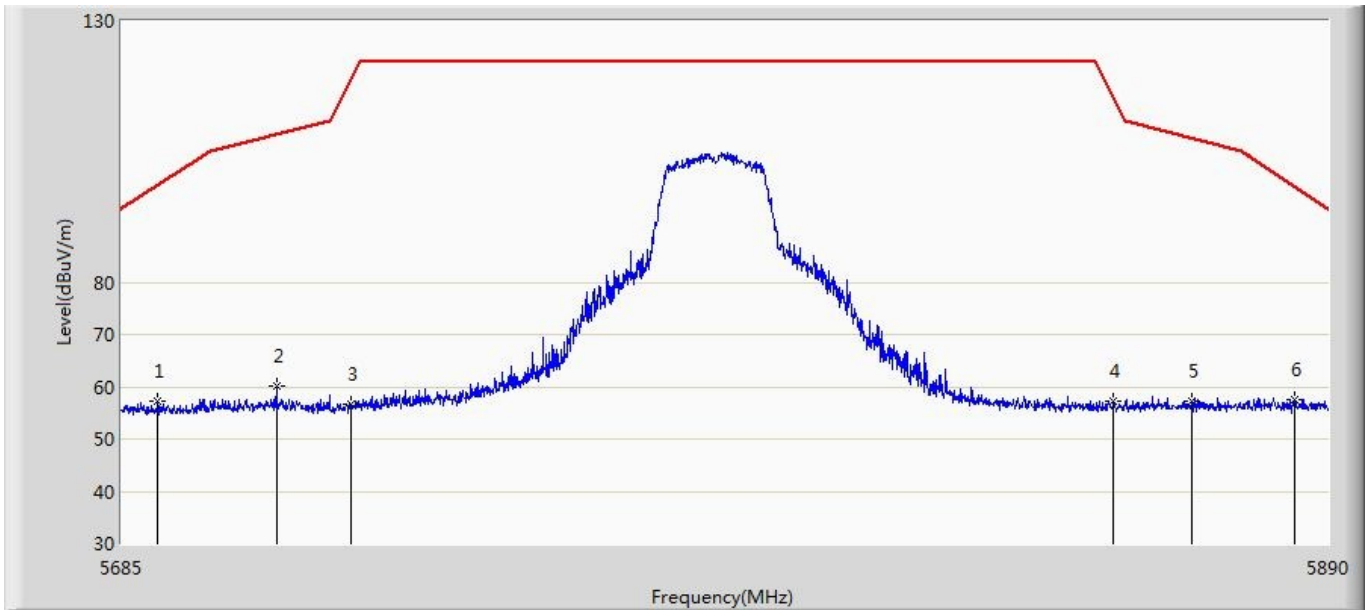
No	Mark	Frequency (MHz)	Measure Level (dBuV/m)	Reading Level (dBuV)	Over Limit (dB)	Limit (dBuV/m)	Factor (dB)	Type
1		5693.415	58.977	17.286	-41.369	100.346	41.691	PK
2	*	5718.330	71.198	29.038	-39.135	110.333	42.160	PK
3		5722.070	76.207	34.172	-39.314	115.521	42.035	PK

Profile: 2250618R	Page No.: 18
Engineer: Yu Liu	
Site: AC5	Time: 2022/06/18 - 03:19
Limit: FCC-15.407	Margin: 0
Probe: Horn_3117_00167055(1-18GHz)	Polarity: Vertical
EUT: Computer BOX	Power: AC 120V/60Hz
Note: Mode 4:Transmit at 5745MHz by 11ac20	



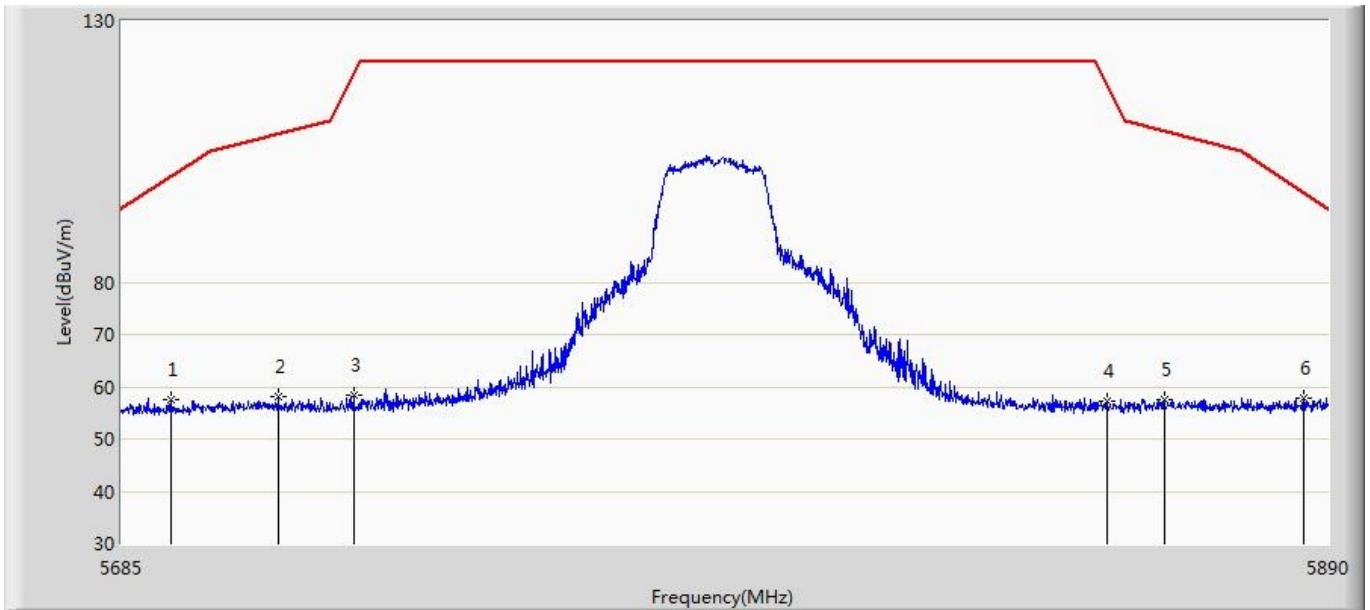
No	Mark	Frequency (MHz)	Measure Level (dBuV/m)	Reading Level (dBuV)	Over Limit (dB)	Limit (dBuV/m)	Factor (dB)	Type
1		5696.165	59.849	18.020	-42.525	102.374	41.829	PK
2		5708.815	62.489	20.026	-45.182	107.671	42.463	PK
3	*	5723.005	77.394	35.391	-40.258	117.653	42.003	PK

Profile: 2250618R	Page No.: 19
Engineer: Yu Liu	
Site: AC5	Time: 2022/06/18 - 03:21
Limit: FCC-15.407	Margin: 0
Probe: Horn_3117_00167055(1-18GHz)	Polarity: Horizontal
EUT: Computer BOX	Power: AC 120V/60Hz
Note: Mode 4:Transmit at 5785MHz by 11ac20	



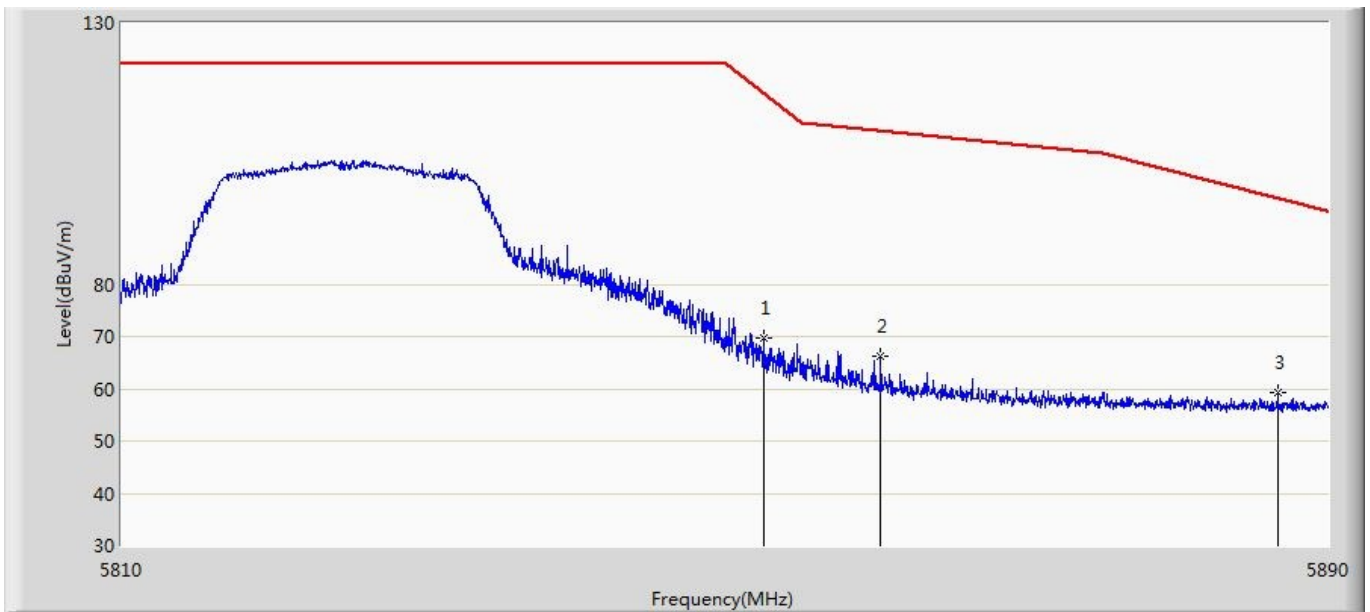
No	Mark	Frequency (MHz)	Measure Level (dBuV/m)	Reading Level (dBuV)	Over Limit (dB)	Limit (dBuV/m)	Factor (dB)	Type
1		5691.150	57.273	15.646	-41.401	98.675	41.628	PK
2		5710.933	60.283	17.876	-47.980	108.264	42.408	PK
3		5723.437	56.614	14.625	-62.024	118.637	41.989	PK
4		5853.100	57.121	15.095	-58.010	115.131	42.026	PK
5		5866.630	57.333	15.139	-50.208	107.541	42.195	PK
6	*	5884.362	57.673	15.373	-40.575	98.248	42.300	PK

Profile: 2250618R	Page No.: 20
Engineer: Yu Liu	
Site: AC5	Time: 2022/06/18 - 03:21
Limit: FCC-15.407	Margin: 0
Probe: Horn_3117_00167055(1-18GHz)	Polarity: Vertical
EUT: Computer BOX	Power: AC 120V/60Hz
Note: Mode 4:Transmit at 5785MHz by 11ac20	



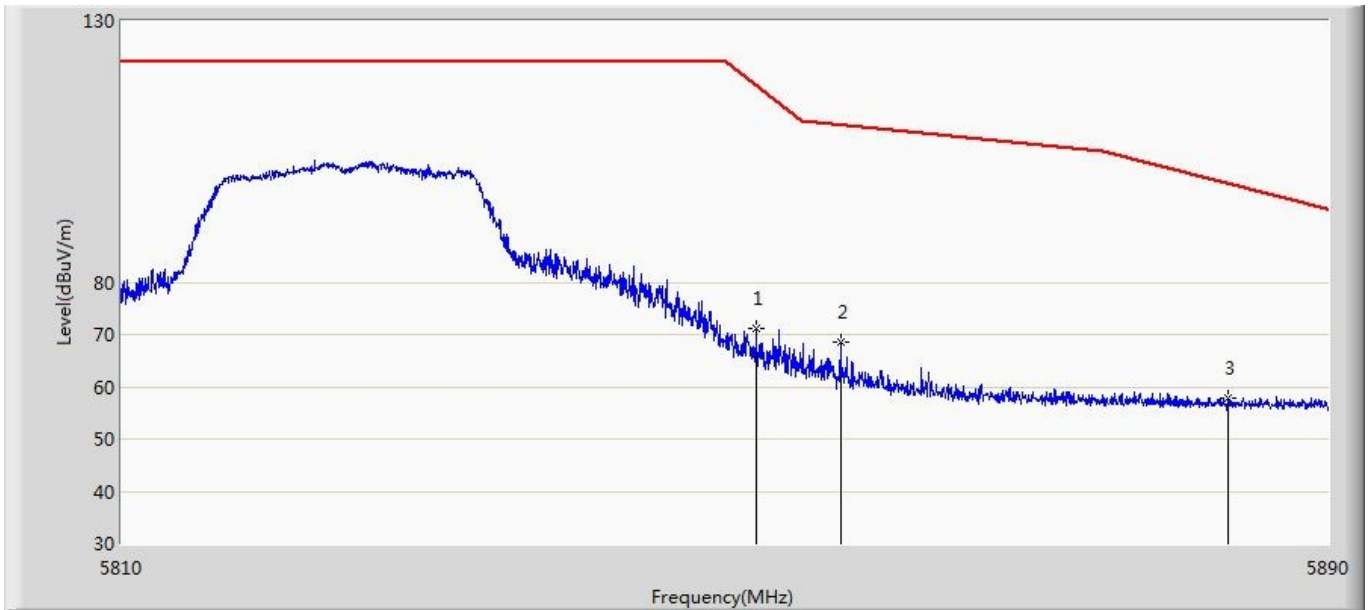
No	Mark	Frequency (MHz)	Measure Level (dBuV/m)	Reading Level (dBuV)	Over Limit (dB)	Limit (dBuV/m)	Factor (dB)	Type
1		5693.405	57.593	15.903	-42.745	100.338	41.690	PK
2		5711.240	58.040	15.643	-50.310	108.350	42.397	PK
3		5723.950	58.286	16.314	-61.521	119.807	41.971	PK
4		5851.973	57.329	15.321	-60.372	117.700	42.008	PK
5		5861.710	57.518	15.352	-51.401	108.919	42.167	PK
6	*	5885.695	57.843	15.532	-39.416	97.259	42.311	PK

Profile: 2250618R	Page No.: 21
Engineer: Yu Liu	
Site: AC5	Time: 2022/06/18 - 03:22
Limit: FCC-15.407	Margin: 0
Probe: Horn_3117_00167055(1-18GHz)	Polarity: Horizontal
EUT: Computer BOX	Power: AC 120V/60Hz
Note: Mode 4:Transmit at 5825MHz by 11ac20	



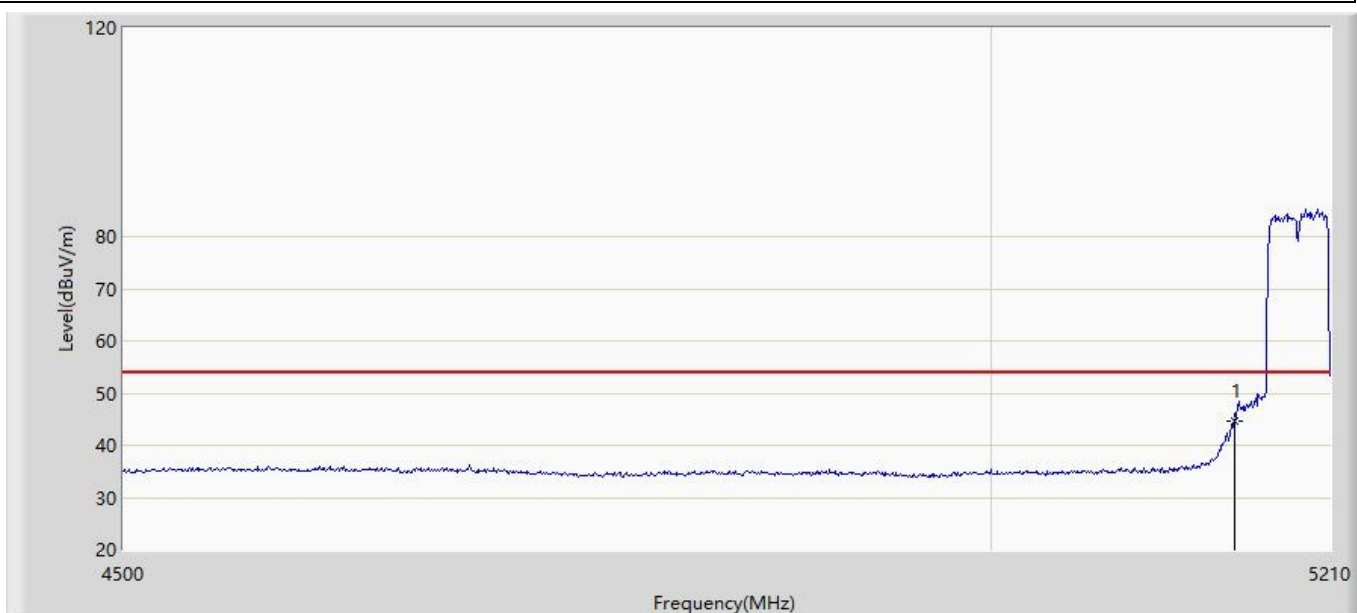
No	Mark	Frequency (MHz)	Measure Level (dBuV/m)	Reading Level (dBuV)	Over Limit (dB)	Limit (dBuV/m)	Factor (dB)	Type
1		5852.520	69.789	27.772	-46.665	116.453	42.017	PK
2		5860.240	66.328	24.186	-43.003	109.331	42.143	PK
3	*	5886.680	59.204	16.885	-37.325	96.529	42.319	PK

Profile: 2250618R	Page No.: 22
Engineer: Yu Liu	
Site: AC5	Time: 2022/06/18 - 03:22
Limit: FCC-15.407	Margin: 0
Probe: Horn_3117_00167055(1-18GHz)	Polarity: Vertical
EUT: Computer BOX	Power: AC 120V/60Hz
Note: Mode 4:Transmit at 5825MHz by 11ac20	



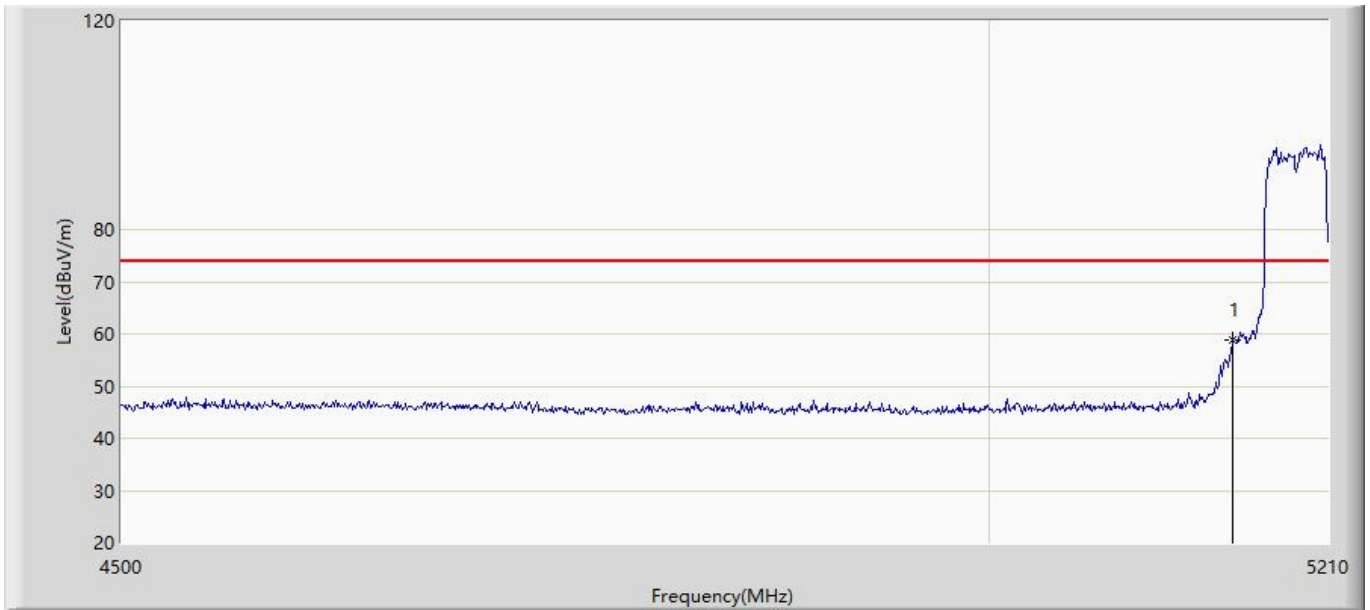
No	Mark	Frequency (MHz)	Measure Level (dBuV/m)	Reading Level (dBuV)	Over Limit (dB)	Limit (dBuV/m)	Factor (dB)	Type
1		5851.960	71.205	29.198	-46.525	117.730	42.008	PK
2		5857.560	68.631	26.532	-41.451	110.082	42.099	PK
3	*	5883.320	57.854	15.562	-41.168	99.021	42.292	PK

Profile: 2250618R	Page No.: 49
Engineer: Yu Liu	
Site: AC5	Time: 2022/06/18 - 01:33
Limit: FCC_Part15.209_RE(3m)	Margin: 0
Probe: FCC_ANT-1-18G	Polarity: Horizontal
EUT: Computer BOX	Power: AC 120V/60Hz
Note: Mode 5:Transmit at 5190MHz by 11ac40	



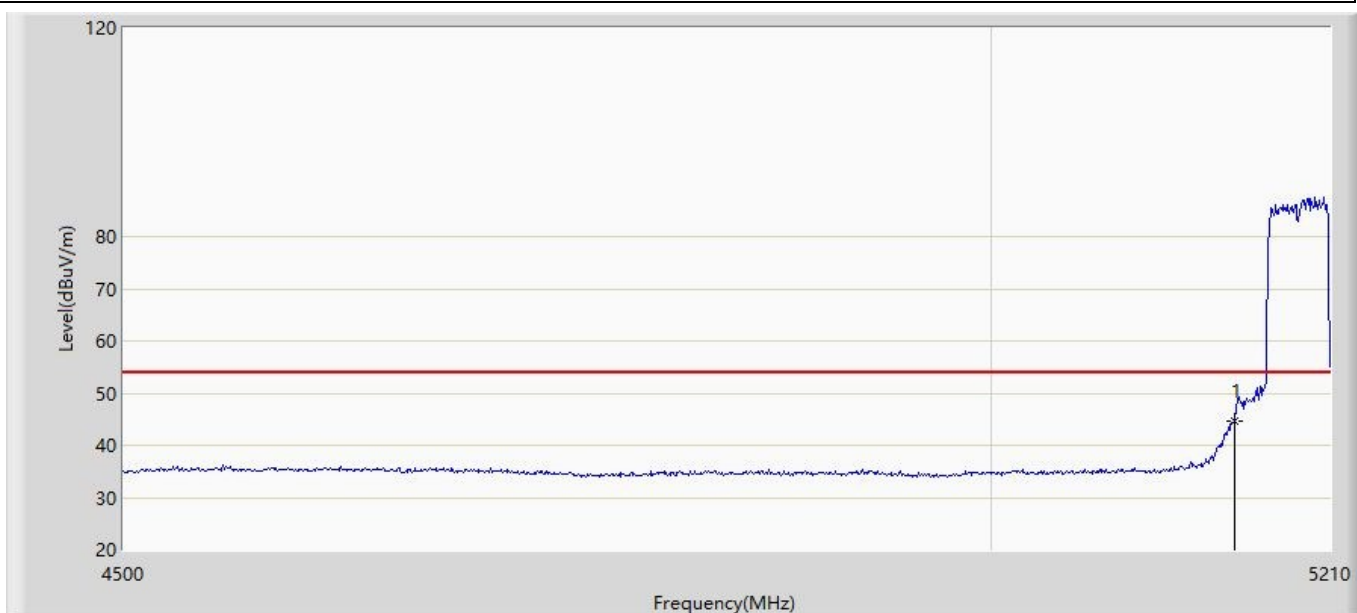
No	Mark	Frequency (MHz)	Measure Level (dBuV/m)	Reading Level (dBuV)	Over Limit (dB)	Limit (dBuV/m)	Factor (dB)	Type
1	*	5150.000	44.636	6.576	-9.364	54.000	38.060	AV

Profile: 2250618R	Page No.: 50
Engineer: Yu Liu	
Site: AC5	Time: 2022/06/18 - 01:43
Limit: FCC_Part15.209_RE(3m)	Margin: 0
Probe: FCC_ANT-1-18G	Polarity: Horizontal
EUT: Computer BOX	Power: AC 120V/60Hz
Note: Mode 5:Transmit at 5190MHz by 11ac40	



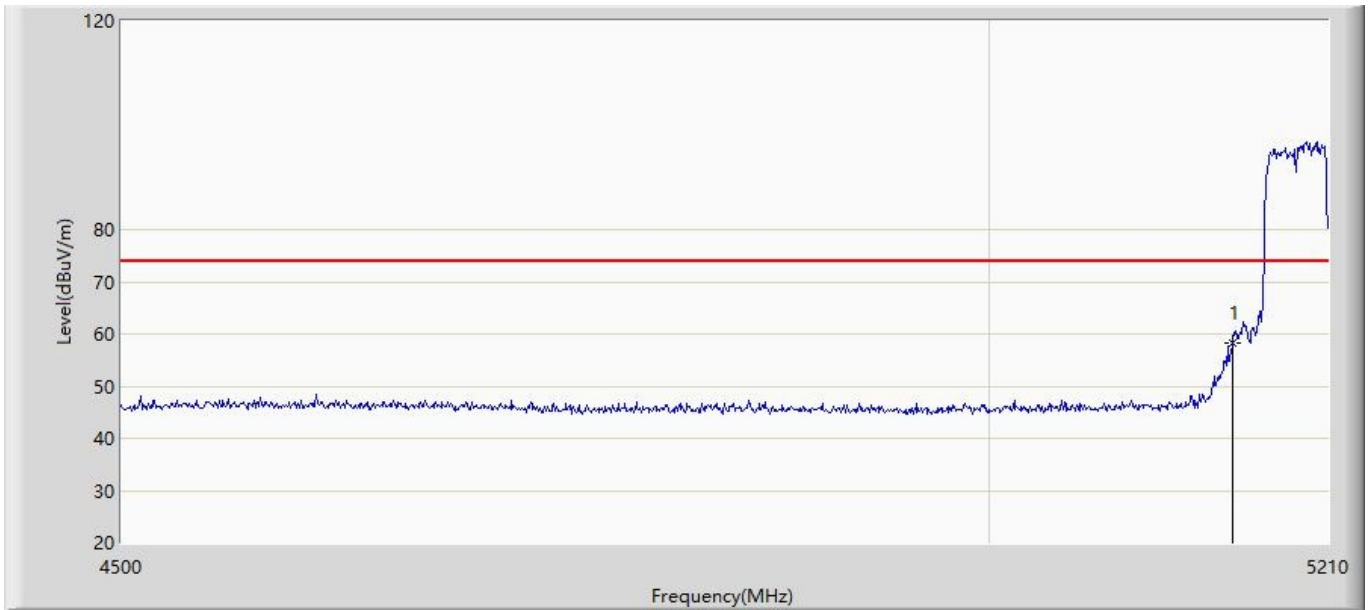
No	Mark	Frequency (MHz)	Measure Level (dBuV/m)	Reading Level (dBuV)	Over Limit (dB)	Limit (dBuV/m)	Factor (dB)	Type
1	*	5150.000	58.923	20.863	-15.077	74.000	38.060	PK

Profile: 2250618R	Page No.: 51
Engineer: Yu Liu	
Site: AC5	Time: 2022/06/18 - 01:44
Limit: FCC_Part15.209_RE(3m)	Margin: 0
Probe: FCC_ANT-1-18G	Polarity: Vertical
EUT: Computer BOX	Power: AC 120V/60Hz
Note: Mode 5:Transmit at 5190MHz by 11ac40	



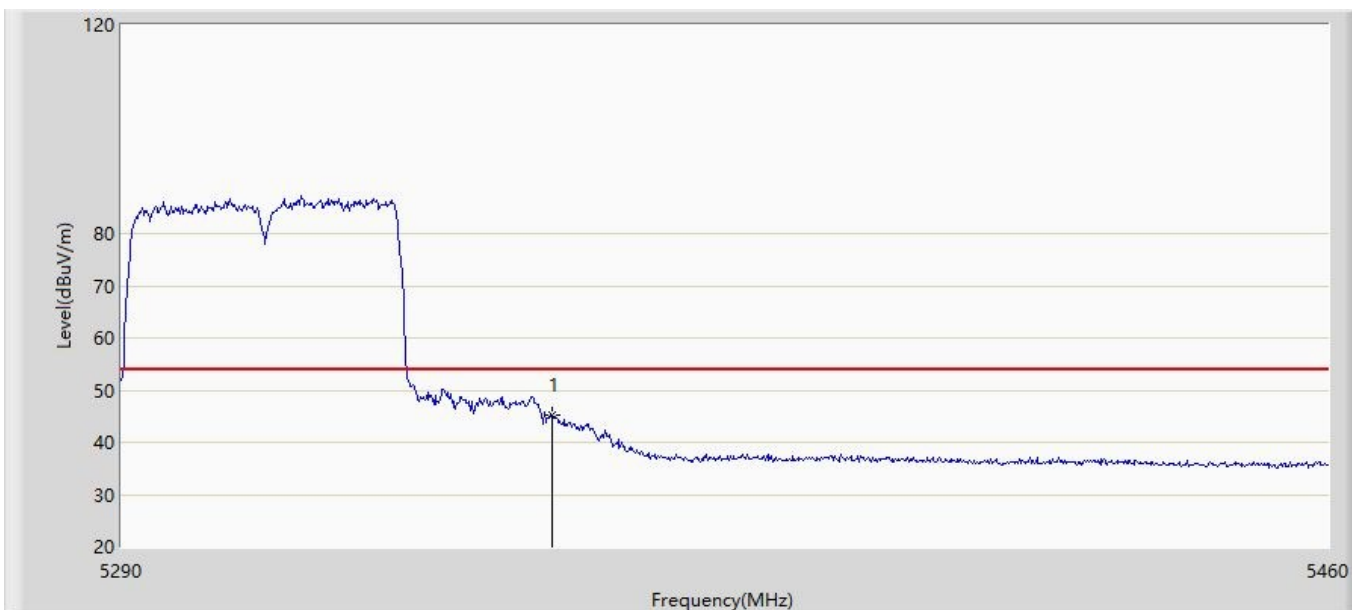
No	Mark	Frequency (MHz)	Measure Level (dBuV/m)	Reading Level (dBuV)	Over Limit (dB)	Limit (dBuV/m)	Factor (dB)	Type
1	*	5150.000	44.607	6.547	-9.393	54.000	38.060	AV

Profile: 2250618R	Page No.: 52
Engineer: Yu Liu	
Site: AC5	Time: 2022/06/18 - 01:45
Limit: FCC_Part15.209_RE(3m)	Margin: 0
Probe: FCC_ANT-1-18G	Polarity: Vertical
EUT: Computer BOX	Power: AC 120V/60Hz
Note: Mode 5:Transmit at 5190MHz by 11ac40	



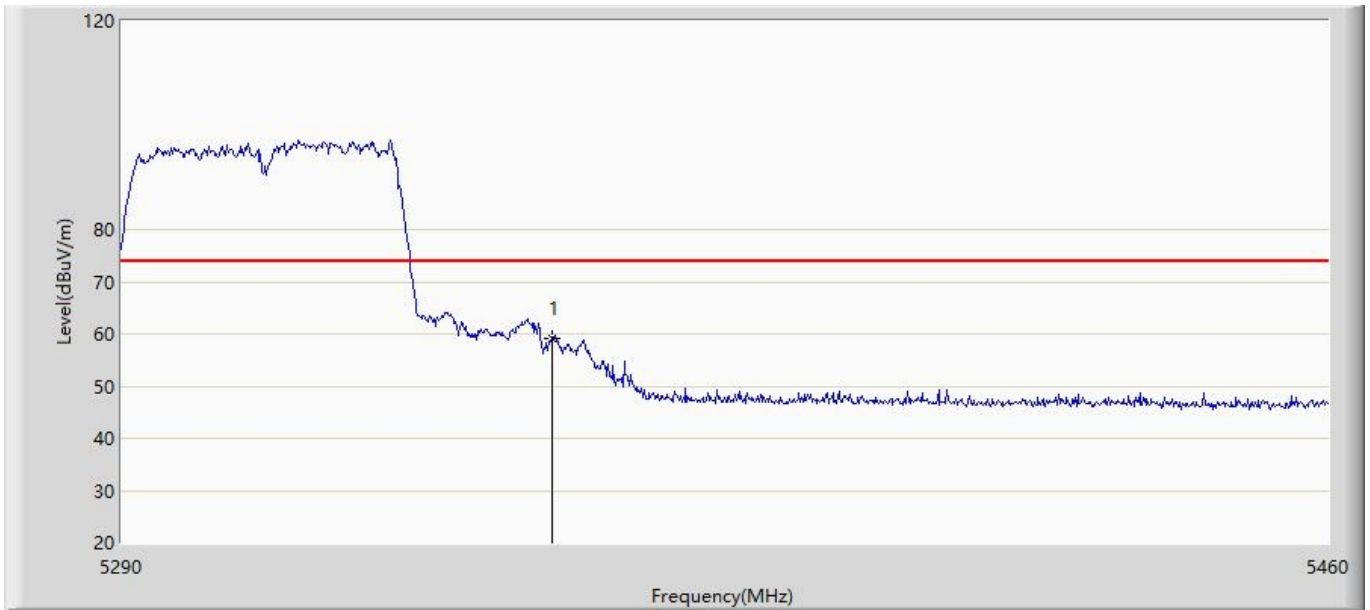
No	Mark	Frequency (MHz)	Measure Level (dBuV/m)	Reading Level (dBuV)	Over Limit (dB)	Limit (dBuV/m)	Factor (dB)	Type
1	*	5150.000	58.163	20.103	-15.837	74.000	38.060	PK

Profile: 2250618R	Page No.: 53
Engineer: Yu Liu	
Site: AC5	Time: 2022/06/18 - 01:47
Limit: FCC_Part15.209_RE(3m)	Margin: 0
Probe: FCC_ANT-1-18G	Polarity: Horizontal
EUT: Computer BOX	Power: AC 120V/60Hz
Note: Mode 5:Transmit at 5310MHz by 11ac40	



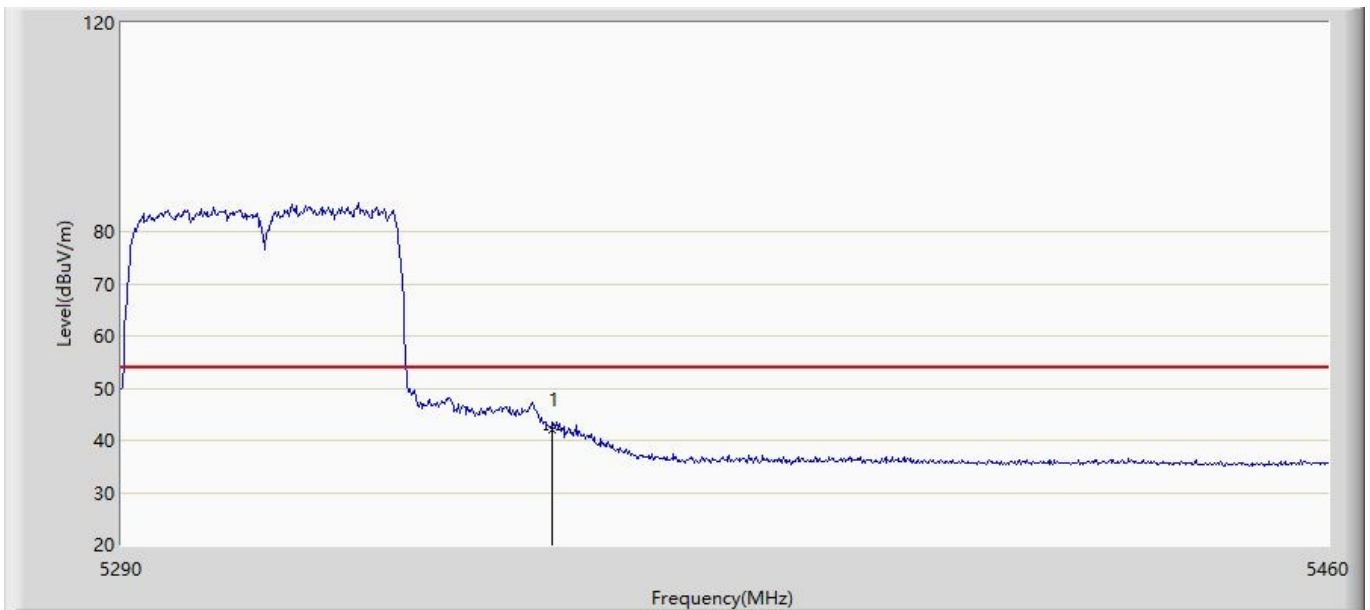
No	Mark	Frequency (MHz)	Measure Level (dBuV/m)	Reading Level (dBuV)	Over Limit (dB)	Limit (dBuV/m)	Factor (dB)	Type
1	*	5350.000	45.083	6.496	-8.917	54.000	38.588	AV

Profile: 2250618R	Page No.: 54
Engineer: Yu Liu	
Site: AC5	Time: 2022/06/18 - 01:48
Limit: FCC_Part15.209_RE(3m)	Margin: 0
Probe: FCC_ANT-1-18G	Polarity: Horizontal
EUT: Computer BOX	Power: AC 120V/60Hz
Note: Mode 5:Transmit at 5310MHz by 11ac40	



No	Mark	Frequency (MHz)	Measure Level (dBuV/m)	Reading Level (dBuV)	Over Limit (dB)	Limit (dBuV/m)	Factor (dB)	Type
1	*	5350.000	59.235	20.648	-14.765	74.000	38.588	PK

Profile: 2250618R	Page No.: 55
Engineer: Yu Liu	
Site: AC5	Time: 2022/06/18 - 01:50
Limit: FCC_Part15.209_RE(3m)	Margin: 0
Probe: FCC_ANT-1-18G	Polarity: Vertical
EUT: Computer BOX	Power: AC 120V/60Hz
Note: Mode 5:Transmit at 5310MHz by 11ac40	



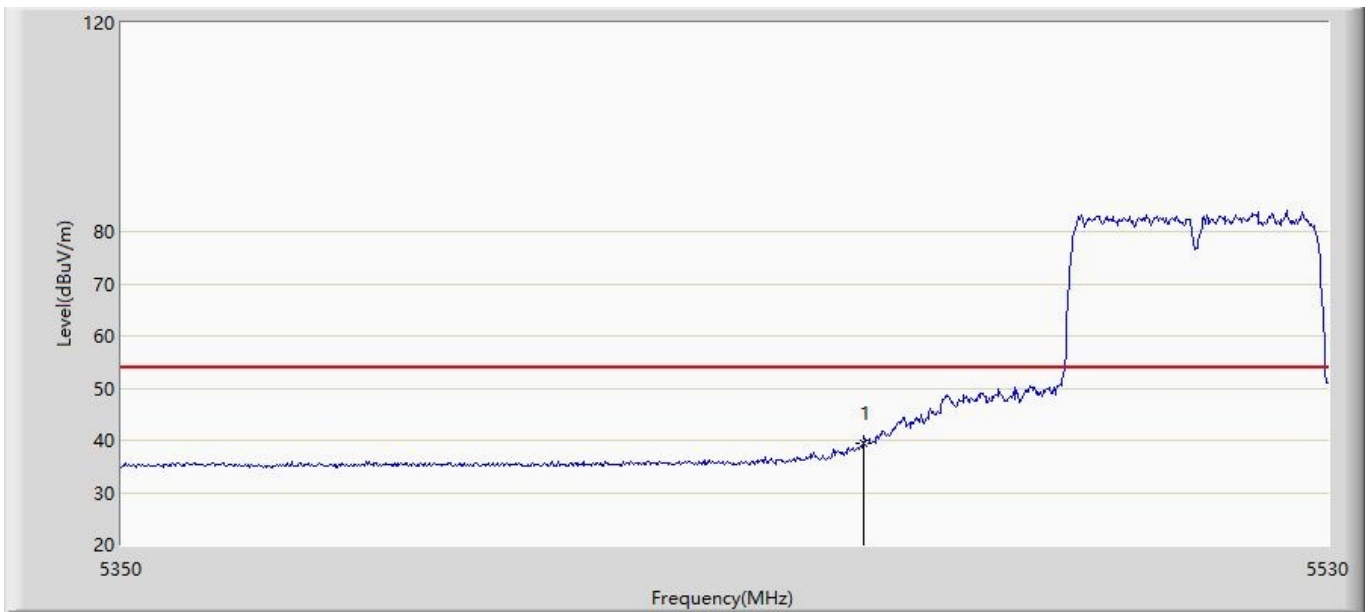
No	Mark	Frequency (MHz)	Measure Level (dBuV/m)	Reading Level (dBuV)	Over Limit (dB)	Limit (dBuV/m)	Factor (dB)	Type
1	*	5350.000	41.929	3.342	-12.071	54.000	38.588	AV

Profile: 2250618R	Page No.: 56
Engineer: Yu Liu	
Site: AC5	Time: 2022/06/18 - 01:51
Limit: FCC_Part15.209_RE(3m)	Margin: 0
Probe: FCC_ANT-1-18G	Polarity: Vertical
EUT: Computer BOX	Power: AC 120V/60Hz
Note: Mode 5:Transmit at 5310MHz by 11ac40	



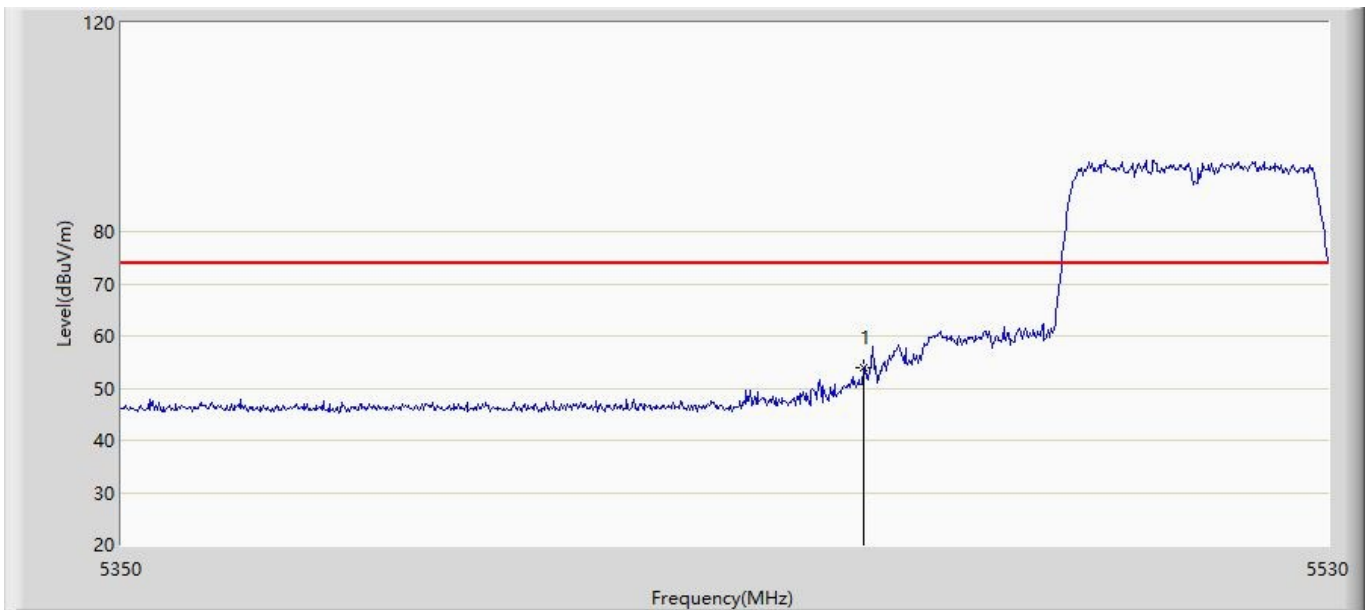
No	Mark	Frequency (MHz)	Measure Level (dBuV/m)	Reading Level (dBuV)	Over Limit (dB)	Limit (dBuV/m)	Factor (dB)	Type
1	*	5350.000	55.378	16.791	-18.622	74.000	38.588	PK

Profile: 2250618R	Page No.: 57
Engineer: Yu Liu	
Site: AC5	Time: 2022/06/18 - 01:53
Limit: FCC_Part15.209_RE(3m)	Margin: 0
Probe: FCC_ANT-1-18G	Polarity: Horizontal
EUT: Computer BOX	Power: AC 120V/60Hz
Note: Mode 5:Transmit at 5510MHz by 11ac40	



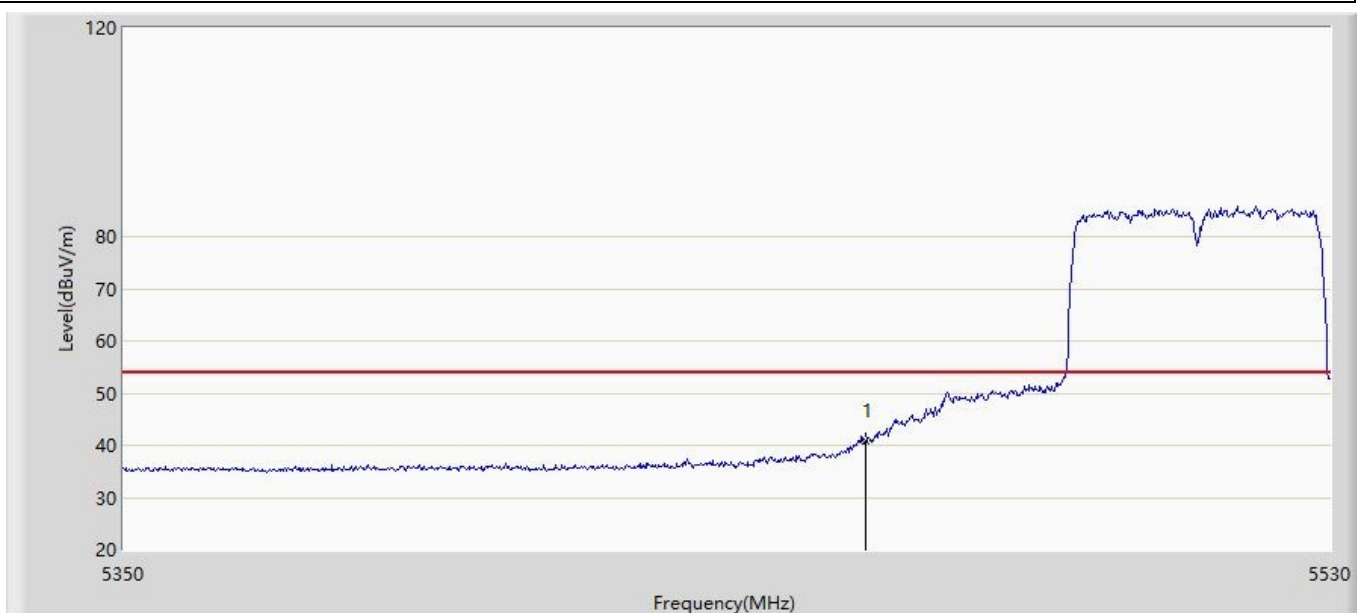
No	Mark	Frequency (MHz)	Measure Level (dBuV/m)	Reading Level (dBuV)	Over Limit (dB)	Limit (dBuV/m)	Factor (dB)	Type
1	*	5460.000	39.374	0.699	-14.626	54.000	38.675	AV

Profile: 2250618R	Page No.: 58
Engineer: Yu Liu	
Site: AC5	Time: 2022/06/18 - 01:54
Limit: FCC_Part15.209_RE(3m)	Margin: 0
Probe: FCC_ANT-1-18G	Polarity: Horizontal
EUT: Computer BOX	Power: AC 120V/60Hz
Note: Mode 5:Transmit at 5510MHz by 11ac40	



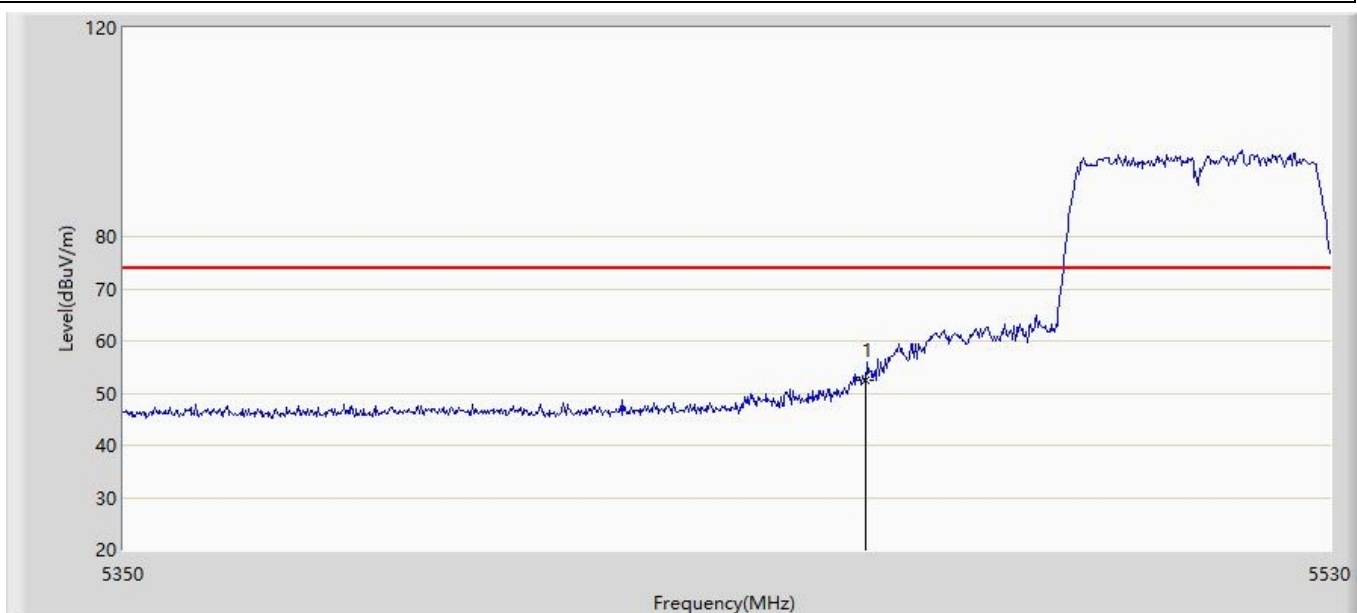
No	Mark	Frequency (MHz)	Measure Level (dBuV/m)	Reading Level (dBuV)	Over Limit (dB)	Limit (dBuV/m)	Factor (dB)	Type
1	*	5460.000	53.873	15.198	-20.127	74.000	38.675	PK

Profile: 2250618R	Page No.: 59
Engineer: Yu Liu	
Site: AC5	Time: 2022/06/18 - 01:55
Limit: FCC_Part15.209_RE(3m)	Margin: 0
Probe: FCC_ANT-1-18G	Polarity: Vertical
EUT: Computer BOX	Power: AC 120V/60Hz
Note: Mode 5:Transmit at 5510MHz by 11ac40	



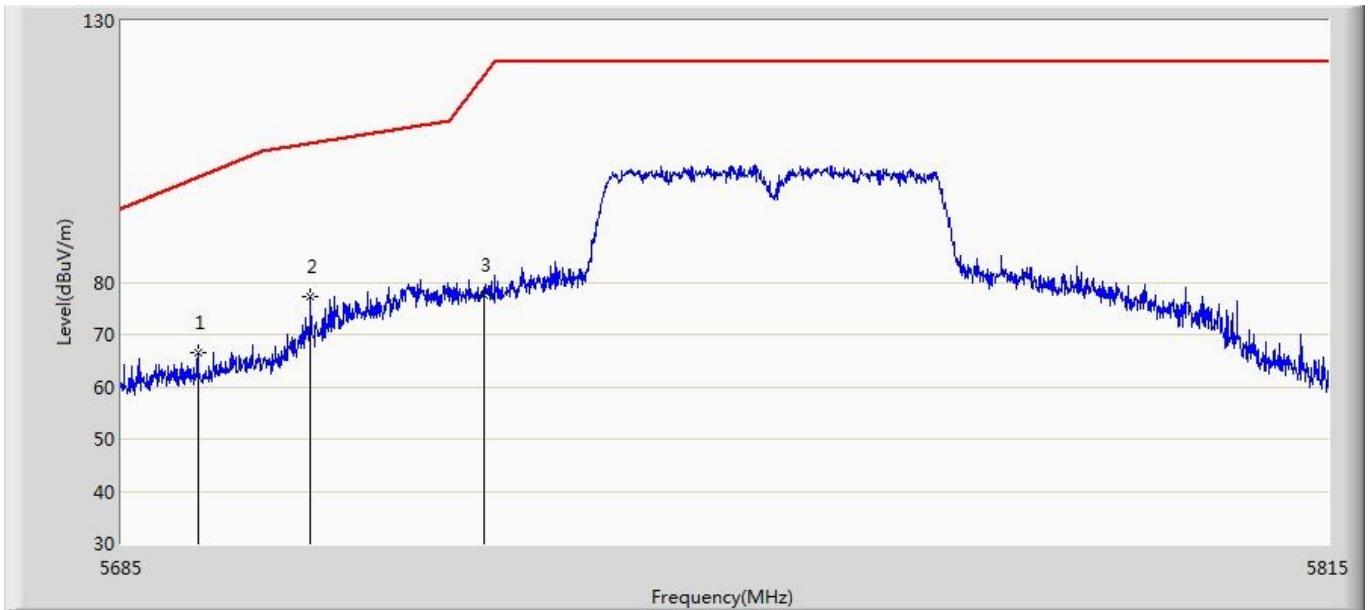
No	Mark	Frequency (MHz)	Measure Level (dBuV/m)	Reading Level (dBuV)	Over Limit (dB)	Limit (dBuV/m)	Factor (dB)	Type
1	*	5460.000	40.889	2.214	-13.111	54.000	38.675	AV

Profile: 2250618R	Page No.: 60
Engineer: Yu Liu	
Site: AC5	Time: 2022/06/18 - 01:56
Limit: FCC_Part15.209_RE(3m)	Margin: 0
Probe: FCC_ANT-1-18G	Polarity: Vertical
EUT: Computer BOX	Power: AC 120V/60Hz
Note: Mode 5:Transmit at 5510MHz by 11ac40	



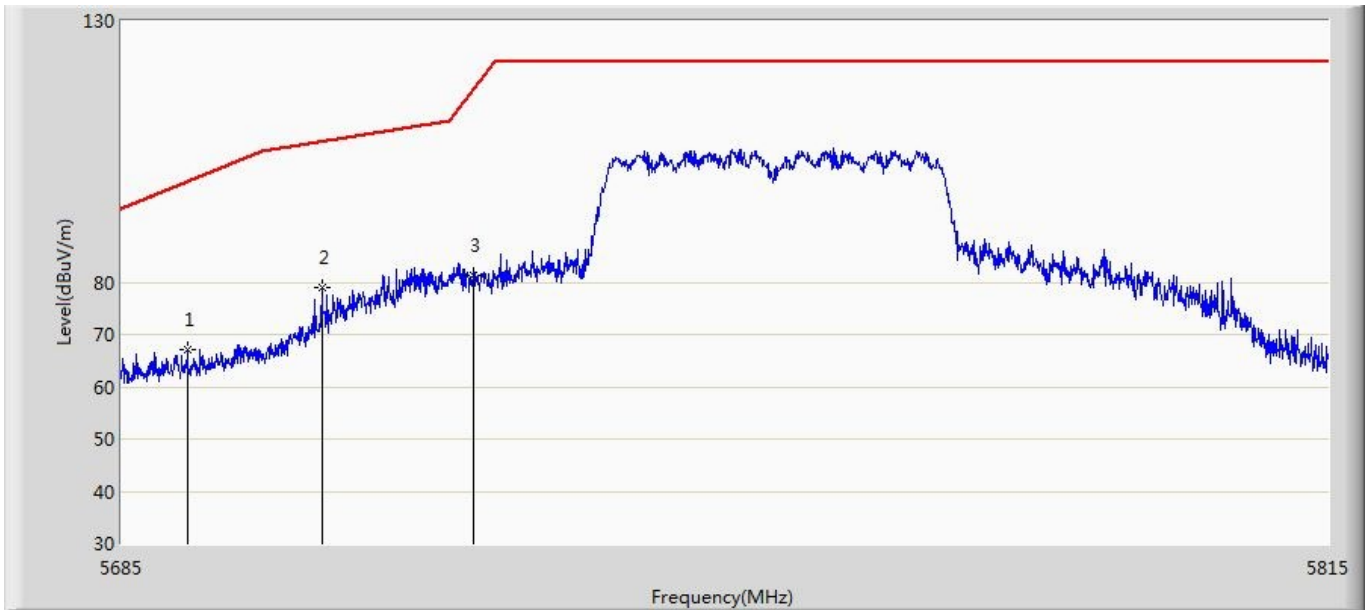
No	Mark	Frequency (MHz)	Measure Level (dBuV/m)	Reading Level (dBuV)	Over Limit (dB)	Limit (dBuV/m)	Factor (dB)	Type
1	*	5460.000	52.363	13.688	-21.637	74.000	38.675	PK

Profile: 2250618R	Page No.: 23
Engineer: Yu Liu	
Site: AC5	Time: 2022/06/18 - 03:23
Limit: FCC-15.407	Margin: 0
Probe: Horn_3117_00167055(1-18GHz)	Polarity: Horizontal
EUT: Computer BOX	Power: AC 120V/60Hz
Note: Mode 5:Transmit at 5755MHz by 11ac40	



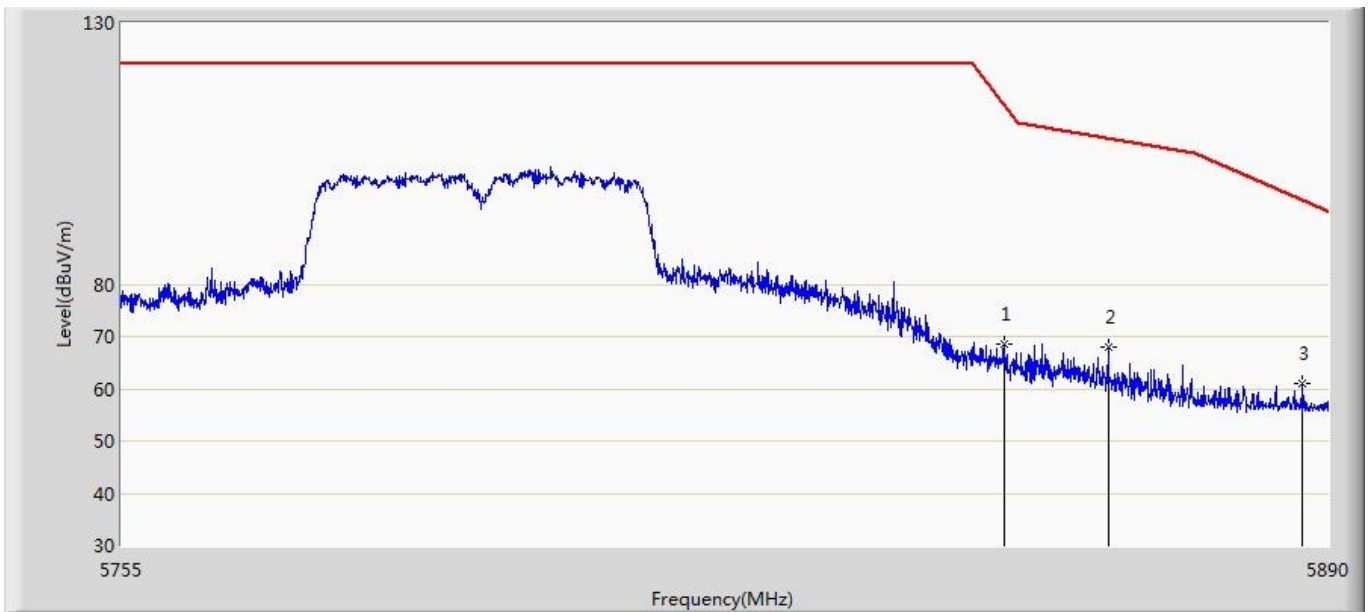
No	Mark	Frequency (MHz)	Measure Level (dBuV/m)	Reading Level (dBuV)	Over Limit (dB)	Limit (dBuV/m)	Factor (dB)	Type
1		5693.190	66.378	24.698	-33.802	100.180	41.680	PK
2	*	5705.215	77.328	35.046	-29.334	106.662	42.283	PK
3		5723.740	77.450	35.471	-41.878	119.328	41.979	PK

Profile: 2250618R	Page No.: 24
Engineer: Yu Liu	
Site: AC5	Time: 2022/06/18 - 03:24
Limit: FCC-15.407	Margin: 0
Probe: Horn_3117_00167055(1-18GHz)	Polarity: Vertical
EUT: Computer BOX	Power: AC 120V/60Hz
Note: Mode 5:Transmit at 5755MHz by 11ac40	



No	Mark	Frequency (MHz)	Measure Level (dBuV/m)	Reading Level (dBuV)	Over Limit (dB)	Limit (dBuV/m)	Factor (dB)	Type
1		5692.085	67.000	25.376	-32.364	99.365	41.624	PK
2	*	5706.385	78.855	36.514	-28.135	106.990	42.341	PK
3		5722.635	81.247	39.231	-35.562	116.809	42.015	PK

Profile: 2250618R	Page No.: 25
Engineer: Yu Liu	
Site: AC5	Time: 2022/06/18 - 03:25
Limit: FCC-15.407	Margin: 0
Probe: Horn_3117_00167055(1-18GHz)	Polarity: Horizontal
EUT: Computer BOX	Power: AC 120V/60Hz
Note: Mode 5:Transmit at 5795MHz by 11ac40	



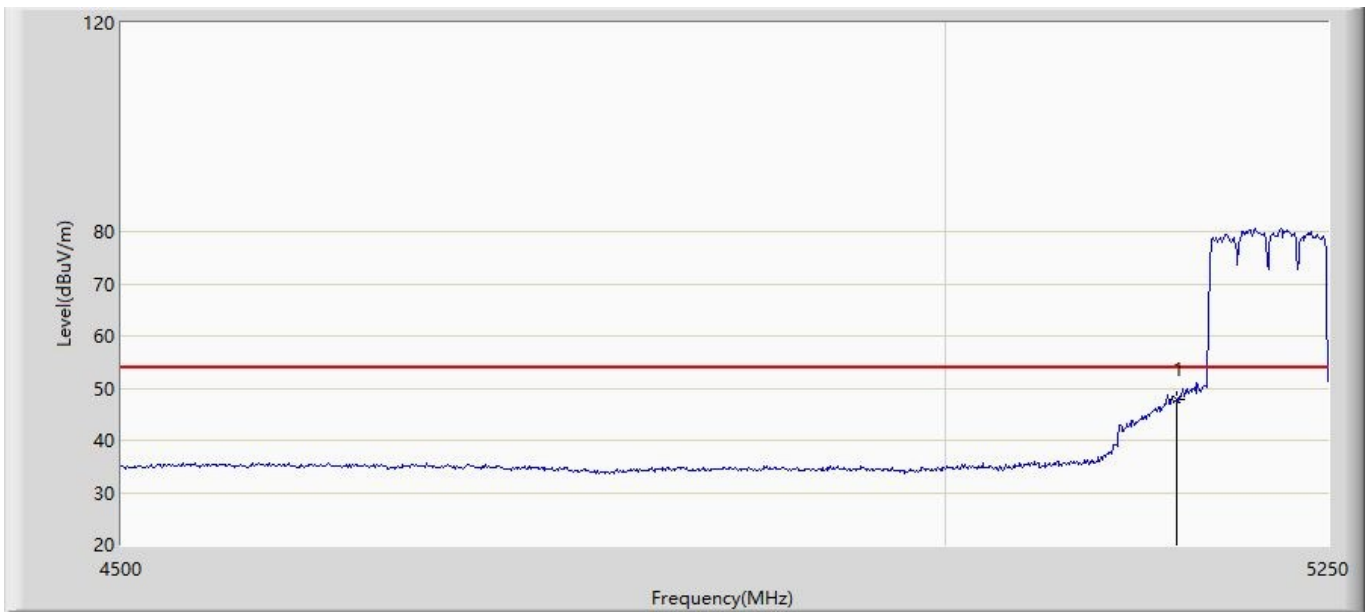
No	Mark	Frequency (MHz)	Measure Level (dBuV/m)	Reading Level (dBuV)	Over Limit (dB)	Limit (dBuV/m)	Factor (dB)	Type
1		5853.415	68.446	26.415	-45.967	114.413	42.031	PK
2		5865.228	67.992	25.805	-39.941	107.934	42.188	PK
3	*	5887.165	61.044	18.721	-35.125	96.169	42.323	PK

Profile: 2250618R	Page No.: 26
Engineer: Yu Liu	
Site: AC5	Time: 2022/06/18 - 03:26
Limit: FCC-15.407	Margin: 0
Probe: Horn_3117_00167055(1-18GHz)	Polarity: Vertical
EUT: Computer BOX	Power: AC 120V/60Hz
Note: Mode 5:Transmit at 5795MHz by 11ac40	



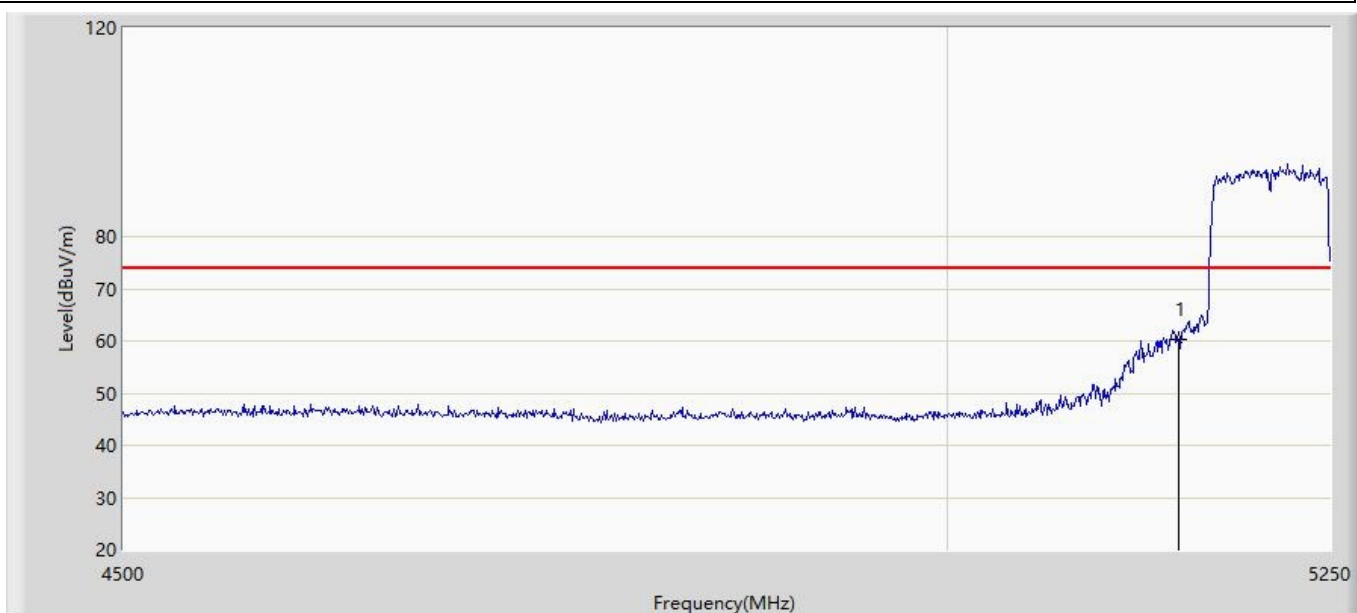
No	Mark	Frequency (MHz)	Measure Level (dBuV/m)	Reading Level (dBuV)	Over Limit (dB)	Limit (dBuV/m)	Factor (dB)	Type
1		5853.145	73.050	31.023	-41.979	115.028	42.026	PK
2		5861.447	70.925	28.763	-38.068	108.993	42.162	PK
3	*	5885.612	65.311	23.001	-32.010	97.321	42.310	PK

Profile: 2250618R	Page No.: 61
Engineer: Yu Liu	
Site: AC5	Time: 2022/06/18 - 01:58
Limit: FCC_Part15.209_RE(3m)	Margin: 0
Probe: FCC_ANT-1-18G	Polarity: Horizontal
EUT: Computer BOX	Power: AC 120V/60Hz
Note: Mode 6:Transmit at 5210MHz by 11ac80	



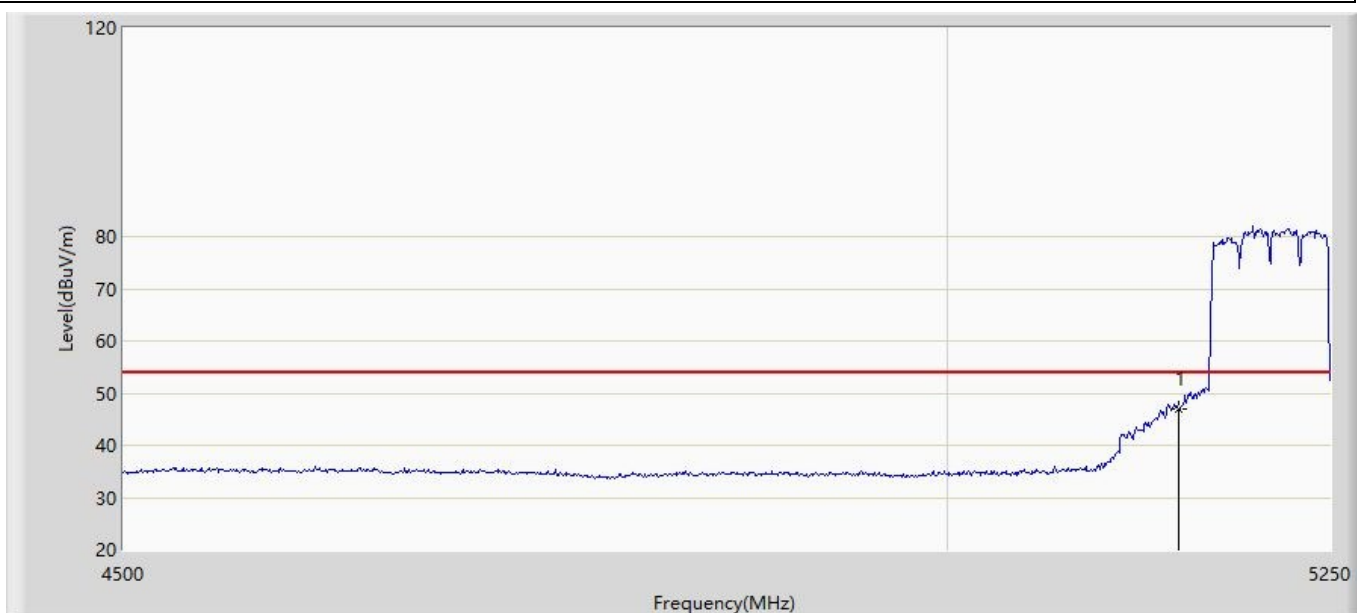
No	Mark	Frequency (MHz)	Measure Level (dBuV/m)	Reading Level (dBuV)	Over Limit (dB)	Limit (dBuV/m)	Factor (dB)	Type
1	*	5150.000	47.691	9.631	-6.309	54.000	38.060	AV

Profile: 2250618R	Page No.: 62
Engineer: Yu Liu	
Site: AC5	Time: 2022/06/18 - 02:10
Limit: FCC_Part15.209_RE(3m)	Margin: 0
Probe: FCC_ANT-1-18G	Polarity: Horizontal
EUT: Computer BOX	Power: AC 120V/60Hz
Note: Mode 6:Transmit at 5210MHz by 11ac80	



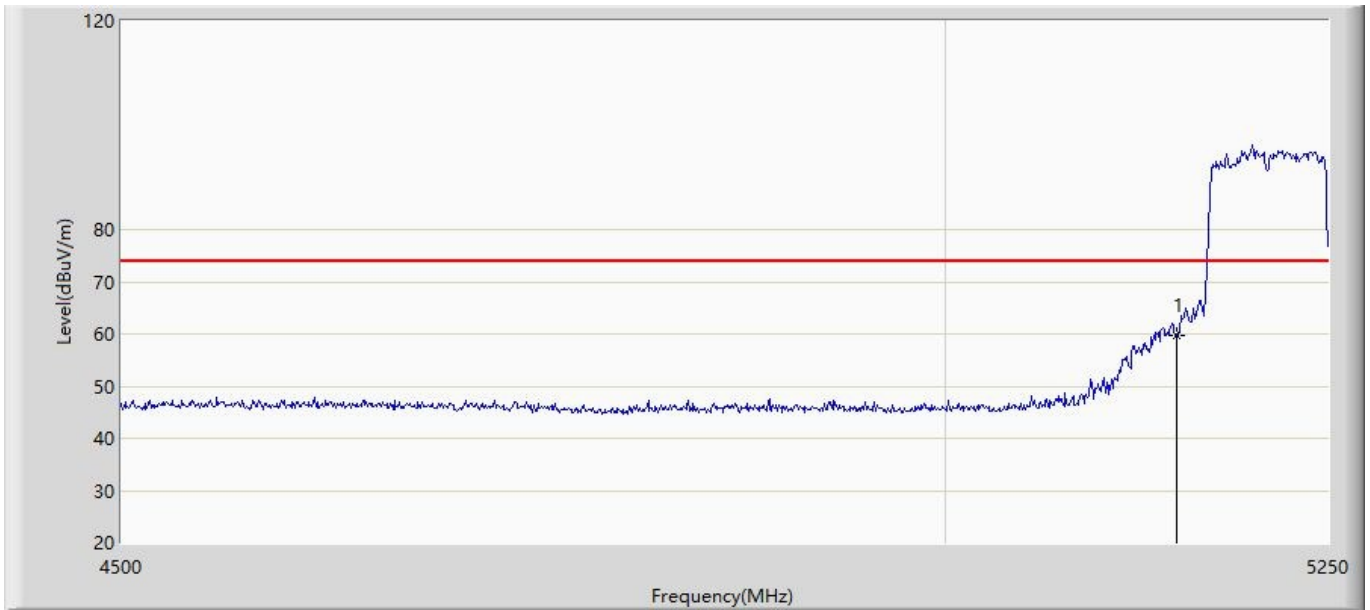
No	Mark	Frequency (MHz)	Measure Level (dBuV/m)	Reading Level (dBuV)	Over Limit (dB)	Limit (dBuV/m)	Factor (dB)	Type
1	*	5150.000	60.205	22.145	-13.795	74.000	38.060	PK

Profile: 2250618R	Page No.: 63
Engineer: Yu Liu	
Site: AC5	Time: 2022/06/18 - 02:11
Limit: FCC_Part15.209_RE(3m)	Margin: 0
Probe: FCC_ANT-1-18G	Polarity: Vertical
EUT: Computer BOX	Power: AC 120V/60Hz
Note: Mode 6:Transmit at 5210MHz by 11ac80	



No	Mark	Frequency (MHz)	Measure Level (dBuV/m)	Reading Level (dBuV)	Over Limit (dB)	Limit (dBuV/m)	Factor (dB)	Type
1	*	5150.000	46.971	8.911	-7.029	54.000	38.060	AV

Profile: 2250618R	Page No.: 64
Engineer: Yu Liu	
Site: AC5	Time: 2022/06/18 - 02:14
Limit: FCC_Part15.209_RE(3m)	Margin: 0
Probe: FCC_ANT-1-18G	Polarity: Vertical
EUT: Computer BOX	Power: AC 120V/60Hz
Note: Mode 6:Transmit at 5210MHz by 11ac80	



No	Mark	Frequency (MHz)	Measure Level (dBuV/m)	Reading Level (dBuV)	Over Limit (dB)	Limit (dBuV/m)	Factor (dB)	Type
1	*	5150.000	59.672	21.612	-14.328	74.000	38.060	PK