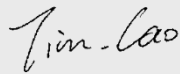
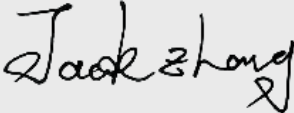




Test report No:  
2250810R-RF-US-P06V01

## FCC & ISED TEST REPORT

|  |   |
|--|---|
| Product Name                               | Computer BOX  |
| Trademark                                  | Elo   |
| Model and /or type reference               | ESY00I4   |
| FCC ID                                     | RBWESY00I4SV  |
| IC   | 10757B-ESY00I4SV  |
| Applicant's name / address                 | Elo Touch Solutions, Inc<br>670 N. McCarthy Blvd., Suite 100, Milpitas, CA 95035, USA.  |
| Test method requested, standard            | FCC CFR Title 47 Part 15 Subpart C Section 15.247<br>ANSI C63.10: 2013<br>KDB 558074 D01v05r02<br>KDB 662911 D01 Multiple Transmitter Output v02r01<br>RSS-Gen Issue 5 /RSS-247 Issue 2 |
| Verdict Summary                            | IN COMPLIANCE   |
| Tested By<br>(name / position & signature) | Tim Cao/Project Engineer<br>   |
| Approved by (name / position & signature)  | Jack Zhang/ Manager<br>   |
| Date of issue                              | 2022-10-12  |
| Report Version                             | V1.1  |
| Report template No                         | Template_FCC Part 15C-RF-V1.0   |

## INDEX

|   | page |
|---|------|
| Competences and Guarantees.....   | 4    |
| General conditions.....   | 4    |
| Environmental conditions.....   | 4    |
| Possible test case verdicts.....  | 5    |
| Abbreviations.....  | 5    |
| Document History.....   | 6    |
| Remarks and Comments.....   | 6    |
| Used Equipment.....   | 7    |
| Uncertainty.....  | 9    |
| 1 General Information.....  | 10   |
| 1.1 General Description of the Item(s).....                               | 10   |
| 1.2 Antenna Information.....  | 11   |
| 1.3 Test Data Rate.....   | 12   |
| 1.4 Channel List.....   | 12   |
| 2 Description of Test Setup.....  | 13   |
| 2.1 Operating mode(s) used for tests.....                                 | 13   |
| 2.2 Accessories Information.....  | 13   |
| 2.3 Support / Auxiliary equipment / unit / Test software for the EUT..... | 13   |
| 2.4 Test Configuration / Block diagram used for tests.....                | 14   |
| 2.5 Testing process.....  | 15   |
| 3 Verdict summary section.....  | 16   |
| 3.1 Standards.....  | 16   |
| 3.2 Overview of results.....  | 17   |
| 3.3 Test Facility.....  | 18   |
| 4 Test Results.....   | 19   |
| 4.1 AC Power Line Conducted Emission.....                                 | 19   |
| 4.1.1 Limit.....  | 19   |
| 4.1.2 Test Setup.....   | 19   |
| 4.1.3 Test Procedure.....   | 19   |
| 4.1.4 Test Data.....  | 20   |
| 4.2 Emissions in restricted frequency bands.....                          | 22   |
| 4.2.1 Limit.....  | 22   |
| 4.2.2 Test Setup.....   | 24   |
| 4.2.3 Test Procedure.....   | 25   |

|       |   |     |
|-------|---|-----|
| 4.2.4 | Test Data .....                                 | 26  |
| 4.3   | Emissions in non-restricted frequency band..... | 48  |
| 4.3.1 | Limit .....                                     | 48  |
| 4.3.2 | Test Setup.....                                 | 48  |
| 4.3.3 | Test Procedure.....                             | 48  |
| 4.3.4 | Test Data .....                                 | 49  |
| 4.4   | Duty cycle .....                                | 52  |
| 4.4.1 | Limit .....                                     | 52  |
| 4.4.2 | Test Setup.....                                 | 52  |
| 4.4.3 | Test Procedure.....                             | 52  |
| 4.4.4 | Test Data .....                                 | 53  |
| 4.5   | Radiated Emission Band Edge .....               | 54  |
| 4.5.1 | Limit .....                                     | 54  |
| 4.5.2 | Test Setup.....                                 | 54  |
| 4.5.3 | Test Procedure.....                             | 55  |
| 4.5.4 | Test Data .....                                 | 56  |
| 4.6   | DTS Bandwidth .....                             | 128 |
| 4.6.1 | Limit .....                                     | 128 |
| 4.6.2 | Test Setup.....                                 | 128 |
| 4.6.3 | Test Procedure.....                             | 128 |
| 4.6.4 | Test Data .....                                 | 129 |
| 4.7   | Fundamental emission output power .....         | 130 |
| 4.7.1 | Limit .....                                     | 130 |
| 4.7.2 | Test Setup.....                                 | 130 |
| 4.7.3 | Test Procedure.....                             | 131 |
| 4.7.4 | Test Data .....                                 | 133 |
| 4.8   | Power Density.....                              | 135 |
| 4.8.1 | Limit: .....                                    | 135 |
| 4.8.2 | Test Setup.....                                 | 135 |
| 4.8.3 | Test Procedure.....                             | 135 |
| 4.8.4 | Test Data .....                                 | 137 |
| 4.9   | Antenna Requirement .....                       | 138 |
| 4.9.1 | Limit: .....                                    | 138 |
| 4.9.2 | Antenna Connector Construction:.....            | 138 |
| 5     | Test setup photo and EUT Photo .....            | 139 |

## COMPETENCES AND GUARANTEES

DEKRA is a testing laboratory competent to carry out the tests described in this report.

In order to assure the traceability to other national and international laboratories, DEKRA has a calibration and maintenance program for its measurement equipment.

DEKRA guarantees the reliability of the data presented in this report, which is the result of the measurements and the tests performed to the item under test on the date and under the conditions stated in the report and it is based on the knowledge and technical facilities available at DEKRA at the time of performance of the test.

DEKRA is liable to the client for the maintenance of the confidentiality of all information related to the item under test and the results of the test.

The results presented in this Test Report apply only to the particular item under test established in this document.

**IMPORTANT:** No parts of this report may be reproduced or quoted out of context, in any form or by any means, except in full, without the previous written permission of DEKRA.

## GENERAL CONDITIONS

|                      |  |
|----------------------|--|
| Test Location        | No. 99, Hongye Road, Suzhou Industrial Park Suzhou, 215006, P.R. China |
| Date(receive sample) | May. 30, 2022  |
| Date (start test)    | May. 31, 2022  |
| Date (finish test)   | Jul. 15, 2022  |

1. This report is only referred to the item that has undergone the test.
2. This report does not constitute or imply on its own an approval of the product by the Certification Bodies or Competent Authorities.
3. This document is only valid if complete; no partial reproduction can be made without previous written permission of DEKRA.
4. This test report cannot be used partially or in full for publicity and/or promotional purposes without previous written permission of DEKRA.
5. The 2.4G WLAN part of AirEngine6761-21T is exactly the same as AirEngine5761-11, so we only verified the power and AC Power Line Conducted Emission, and other data are quoted from AirEngine5761-11.

## ENVIRONMENTAL CONDITIONS

The climatic conditions during the tests are within the limits specified by the manufacturer for the operation of the EUT and the test equipment. The climatic conditions during the tests were within the following limits:

|                       |               |
|-----------------------|---------------|
| Ambient temperature   | 15 °C – 35 °C |
| Relative Humidity air | 30% - 60%     |

If explicitly required in the basic standard or applied product / product family standard the climatic values are recorded and documented separately in this test report.

## POSSIBLE TEST CASE VERDICTS

---

|   |                 |
|---|-----------------|
| Test case does not apply to test object | N/A             |
| Test object does meet requirement       | P (Pass) / PASS |
| Test object does not meet requirement   | F (Fail) / FAIL |
| Not measured                            | N/M             |

## ABBREVIATIONS

---

For the purposes of the present document, the following abbreviations apply:

|       |                               |
|-------|-------------------------------|
| EUT   | : Equipment Under Test        |
| QP    | : Quasi-Peak                  |
| CAV   | : CISPR Average               |
| AV    | : Average                     |
| CDN   | : Coupling Decoupling Network |
| SAC   | : Semi-Anechoic Chamber       |
| OATS  | : Open Area Test Site         |
| BW    | : Bandwidth                   |
| AM    | : Amplitude Modulation        |
| PM    | : Pulse Modulation            |
| HCP   | : Horizontal Coupling Plane   |
| VCP   | : Vertical Coupling Plane     |
| $U_N$ | : Nominal voltage             |
| $T_x$ | : Transmitter                 |
| $R_x$ | : Receiver                    |
| N/A   | : Not Applicable              |
| N/M   | : Not Measured                |

## DOCUMENT HISTORY

| Report No.            | Version | Description              | Issued Date |
|-----------------------|---------|--------------------------|-------------|
| 2250810R-RF-US-P06V01 | V1.0    | Initial issue of report. | 2022-09-16  |
| 2250810R-RF-US-P06V01 | V1.1    | Modify the product name. | 2022-10-12  |
|                       |         |                          |             |
|                       |         |                          |             |
|                       |         |                          |             |
|                       |         |                          |             |
|                       |         |                          |             |
|                       |         |                          |             |
|                       |         |                          |             |

## REMARKS AND COMMENTS

- The equipment under test (EUT) does meet the essential requirements of the stated standard(s)/test(s).
- These test results on a sample of the device are for the purpose of demonstrating Compliance with Part 15 Subpart C Paragraph 15.247, RSS-Gen Issue 5, RSS-247 Issue 2.
- The measurement result is considered in conformance with the requirement if it is within the prescribed limit, It is not necessary to account the uncertainty associated with the measurement result.
- The test results presented in this report relate only to the object tested.
- The test report shall not be reproduced without the written approval of DEKRA Testing and Certification (Suzhou) Co., Ltd.
- This report will not be used for social proof function in China market.
- DEKRA declines any responsibility with the following test data provided by customer that may affect the validity of result:
  - Chapter 1.1 General Description of the Item(s);
  - Chapter 1.2 Antenna Informaion;
  - Chapter 1.3 Test Data Rate;
  - Chapter 1.4 Channel List;
- Client claims the EUT has the same BT/WIFI module of DEKRA report No. 2250816R-RF-US-P06V01, so only conducted emission, band edge and radiated test items is re-evaluated.

## USED EQUIPMENT

### AC Power Line Conducted Emission / TR1

| Instrument                 | Manufacturer | Model No. | Serial No. | Cal. Date  | Next Cal. Date |
|----------------------------|--------------|-----------|------------|------------|----------------|
| EMI Test Receiver          | R&S          | ESCI      | 100726     | 2021.10.30 | 2022.10.29     |
| Two-Line V-Network         | R&S          | ENV216    | 101044     | 2022.03.12 | 2023.03.11     |
| 50ohm Termination          | SHX          | TF2       | 7081403    | 2021.09.04 | 2022.09.03     |
| 50ohm Coaxial Switch       | Anritsu      | MP59B     | 6200464462 | N/A        | N/A            |
| Temperature/Humidity Meter | RTS          | RTS-8S    | TR1-TH     | 2022.07.07 | 2023.07.06     |
| Dekra test software        | Dekra        | -         | -          | -          | -              |

### Emissions in non-restricted frequency bands/ Occupied Bandwidth/ Fundamental emission output power/ Power Spectral Density/Band Edge/ TR8

| Instrument                 | Manufacturer | Model No. | Serial No. | Cal. Date  | Next Cal. Date |
|----------------------------|--------------|-----------|------------|------------|----------------|
| Spectrum Analyzer          | Agilent      | N9010A    | MY48030494 | 2021.12.15 | 2022.12.14     |
| EXA Spectrum Analyzer      | Keysight     | N9010A    | MY55370495 | 2021.08.12 | 2022.08.11     |
| MXA Signal Analyzer        | Keysight     | N9020A    | MY56060147 | 2022.07.14 | 2023.07.13     |
| 4TX MIMO Power Sensor      | Keysight     | X8750A    | MY59400102 | 2022.03.16 | 2023.03.15     |
| Coaxial Cable              | Woken        | N/A       | N/A        | 2022.01.18 | 2023.01.17     |
| Temperature/Humidity Meter | RTS          | RTS-8S    | RF08       | 2022.07.07 | 2023.07.06     |

### Radiated Emission(30MHz-1GHz) / AC3

| Instrument                 | Manufacturer | Model No. | Serial No. | Cal. Date  | Next Cal. Date |
|----------------------------|--------------|-----------|------------|------------|----------------|
| EMI Test Receiver          | R&S          | ESCI      | 100176     | 2021.08.15 | 2022.08.14     |
| Loop Antenna               | R&S          | HFH2-Z2   | 833799/003 | 2022.04.15 | 2023.04.14     |
| Bilog Antenna              | Teseq GmbH   | CBL6112D  | 27613      | 2021.08.23 | 2022.08.22     |
| Coaxial Cable              | Huber+Suhner | RG 214    | AC3-C      | 2022.03.30 | 2023.03.29     |
| Temperature/Humidity Meter | RTS          | RTS-8S    | AC3-TH     | 2022.07.07 | 2023.07.06     |
| Dekra test software        | Dekra        | -         | -          | -          | -              |

## Radiated Emission(1GHz-40GHz) / AC5

| Instrument                 | Manufacturer | Model No.          | Serial No.   | Cal. Date  | Next Cal. Date |
|----------------------------|--------------|--------------------|--------------|------------|----------------|
| EXA Spectrum Analyzer      | Keysight     | N9010A             | MY55370495   | 2021.08.12 | 2022.08.11     |
| Amplifier                  | SKET         | LNPA_0118G-45      | SK2021041201 | 2022.04.15 | 2023.04.14     |
| Preamplifier               | EMCI         | EMC184045SE        | 980263       | 2022.05.21 | 2023.05.20     |
| DRG Horn Antenna           | ETS-Lindgren | 3117               | 00167055     | 2021.08.23 | 2022.08.22     |
| Broad-Band Horn Antenna    | Schwarzbeck  | BBHA9170           | 294          | 2022.05.19 | 2023.05.18     |
| Coaxial Cable              | Huber+Suhner | SUCOFLEX 106       | AC5-C2       | 2022.05.22 | 2023.05.21     |
| Coaxial Cable              | ROSENBERGER  | LA1-C011-2000/3000 | AC5-40G      | 2022.03.21 | 2023.03.20     |
| High-Pass Filter           | Wainwright   | WHKX3.0/18G-12SS   | AC5&AC6      | 2022.06.07 | 2023.06.06     |
| Temperature/Humidity Meter | RTS          | RTS-8S             | AC5-TH       | 2022.07.07 | 2023.07.06     |
| Dekra test software        | Dekra        | -                  | -            | -          | -              |



## UNCERTAINTY

Uncertainties have been calculated according to the DEKRA internal document. The reported expanded uncertainties are based on a standard uncertainty multiplied by a coverage factor of  $k=2$ , providing a level of confidence of approximately 95%.

| Test item                        | Uncertainty  |
|----------------------------------|--|
| AC Power Line Conducted Emission | $\pm 2.92$ dB  |
| Peak Power Output                | $\pm 1.13$ dB  |
| Radiated Emission(30MHz~1GHz)    | Horizontal: 30MHz~200MHz: 4.60 dB<br>200MHz~1GHz: 4.10 dB<br>Vertical: 30MHz~200MHz: 4.80 dB<br>200MHz~1GHz: 4.10 dB                   |
| Radiated Emission(1GHz~40GHz)    | Horizontal: 1GHz~18GHz: 5.00 dB<br>Vertical: 1GHz~18GHz: 4.80 dB<br>Horizontal: 18GHz~40GHz: 4.70 dB<br>Vertical: 18GHz~40GHz: 4.60 dB |
| RF antenna conducted test        | $\pm 1.13$ dB  |
| Radiated Emission Band Edge      | $\pm 5.00$ dB  |
| DTS Bandwidth                    | $\pm 279$ Hz   |
| Occupied Bandwidth               | $\pm 279$ Hz   |
| Power Density                    | $\pm 1.13$ dB  |

# 1 GENERAL INFORMATION

## 1.1 General Description of the Item(s)

|                             |  |
|-----------------------------|--|
| Product Name..... :         | Computer BOX   |
| Model No. .... :            | ESY00I4  |
| Hardware Version. .... :    | R04  |
| Software Version..... :     | Android 10   |
| HVIN..... :                 | ESY00I4SV  |
| FCC ID..... :               | RBWESY00I4SV   |
| IC..... :                   | 10757B-ESY00I4SV   |
| Manufacturer..... :         | Elo Touch Solutions, Inc                                   |
| Manufacturer Address..... : | 670 N. McCarthy Blvd., Suite 100, Milpitas, CA 95035, USA. |

|                                     |  |
|-------------------------------------|--|
| Wireless specification..... :       | WIFI   |
| Operating frequency range(s)..... : | 2400~2483.5MHz   |
| Type of modulation..... :           | 802.11b: DSSS-DBPSK, DQPSK, CCK<br>802.11g/n: OFDM-BPSK, QPSK, 16QAM, 64QAM                  |
| Number of channel..... :            | 802.11b/g/n (20MHz) : 11   |
| Data Rate .....                     | 802.11b: 1/2/5.5/11 Mbps<br>802.11g: 6/9/12/18/24/36/48/54 Mbps<br>802.11n: up to 144.4 Mbps |

|                          |                                     |                                   |
|--------------------------|-------------------------------------|-----------------------------------|
| Rated power supply ..... | Voltage and Frequency               |                                   |
|                          | <input type="checkbox"/>            | AC: 220 – 240 V, 50/60 Hz         |
|                          | <input type="checkbox"/>            | AC: 110 – 130 Vac, 50/60 Hz       |
|                          | <input checked="" type="checkbox"/> | 19 Vdc and POE 44-57V for ESY00I4 |
|                          | <input type="checkbox"/>            | Battery: .....                    |

## 1.2 Antenna Information

|                                   |                                     |   |   |
|-----------------------------------|-------------------------------------|---|---|
| Antenna model / type number.....: | N/A                                 |   |   |
| Antenna serial number .....       | N/A                                 |   |   |
| Antenna Delivery .....            | <input checked="" type="checkbox"/> | 1TX + 1RX                                     |   |
|                                   | <input checked="" type="checkbox"/> | 2TX + 2RX                                     |   |
|                                   | <input type="checkbox"/>            | Others:.....                                  |   |
| Antenna technology.....:          | <input checked="" type="checkbox"/> | SISO  |   |
|                                   | <input checked="" type="checkbox"/> | MIMO  | <input checked="" type="checkbox"/> CDD         |
|                                   |                                     |   | <input type="checkbox"/> Beam-forming           |
| Antenna Type.....:                | <input type="checkbox"/>            | External                                      | <input type="checkbox"/> Dipole                 |
|                                   |                                     |   | <input type="checkbox"/> Sectorized             |
|                                   | <input checked="" type="checkbox"/> | Internal                                      | <input checked="" type="checkbox"/> PIFA        |
|                                   |                                     |   | <input type="checkbox"/> PCB                    |
|                                   |                                     |   | <input type="checkbox"/> Metal Monopole Antenna |
|                                   |                                     |   | <input type="checkbox"/> Ceramic chip           |
|                                   |                                     |   | <input type="checkbox"/> Others.....            |
| Antenna Gain .....                | SISO:                               | Antenna1                                      | 2 dBi for ESY00I4                               |
|                                   |                                     | Antenna2                                      | 2 dBi for ESY00I4                               |
|                                   | CDD:                                | 2 dBi for Power; 5.01 dBi for PSD for ESY00I4 |   |

### 1.3 Test Data Rate

Note: The test rate is the lowest rate of 802.11b/g/n(20MHz)

### 1.4 Channel List

#### IEEE 802.11b/g & IEEE 802.11n (20MHz)

| Working Frequency of Each Channel |           |         |           |         |           |         |           |
|-----------------------------------|-----------|---------|-----------|---------|-----------|---------|-----------|
| Channel                           | Frequency | Channel | Frequency | Channel | Frequency | Channel | Frequency |
| 1                                 | 2412 MHz  | 2       | 2417 MHz  | 3       | 2422 MHz  | 4       | 2427 MHz  |
| 5                                 | 2432 MHz  | 6       | 2437 MHz  | 7       | 2442 MHz  | 8       | 2447 MHz  |
| 9                                 | 2452 MHz  | 10      | 2457 MHz  | 11      | 2462 MHz  | -       | -         |

Note: The General Description of the Item, antenna information, Test Data Rate and Channel List in clause 1 are provided and confirmed by the client.

## 2 DESCRIPTION OF TEST SETUP

### 2.1 Operating mode(s) used for tests

During the tests the following operating mode(s) has(have) been used.

|           |                                    |
|-----------|------------------------------------|
| Test Mode | Mode 1: Transmit by 802.11b        |
|           | Mode 2: Transmit by 802.11g        |
|           | Mode 3: Transmit by 802.11n(20MHz) |

### 2.2 Accessories Information

| Accessories Information | Brand/model name | Cable                       |                                     |                                     |
|-------------------------|------------------|-----------------------------|-------------------------------------|-------------------------------------|
|                         |                  | Length used during test [m] | Attached during test                | Shielded                            |
| USB Cable               | N/A              | 10                          | <input checked="" type="checkbox"/> | <input checked="" type="checkbox"/> |
| USB Cable               | N/A              | 0.5                         | <input checked="" type="checkbox"/> | <input checked="" type="checkbox"/> |

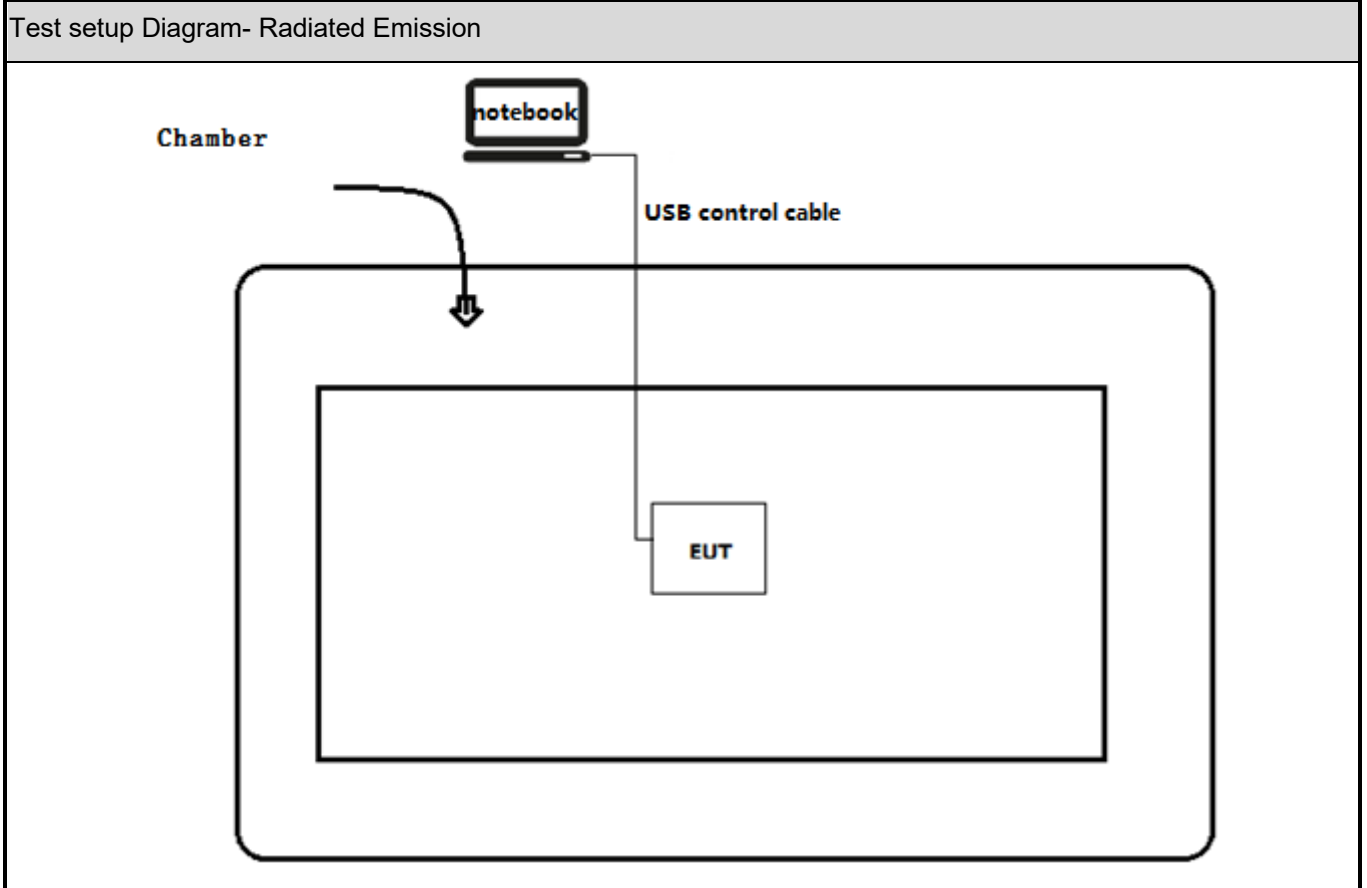
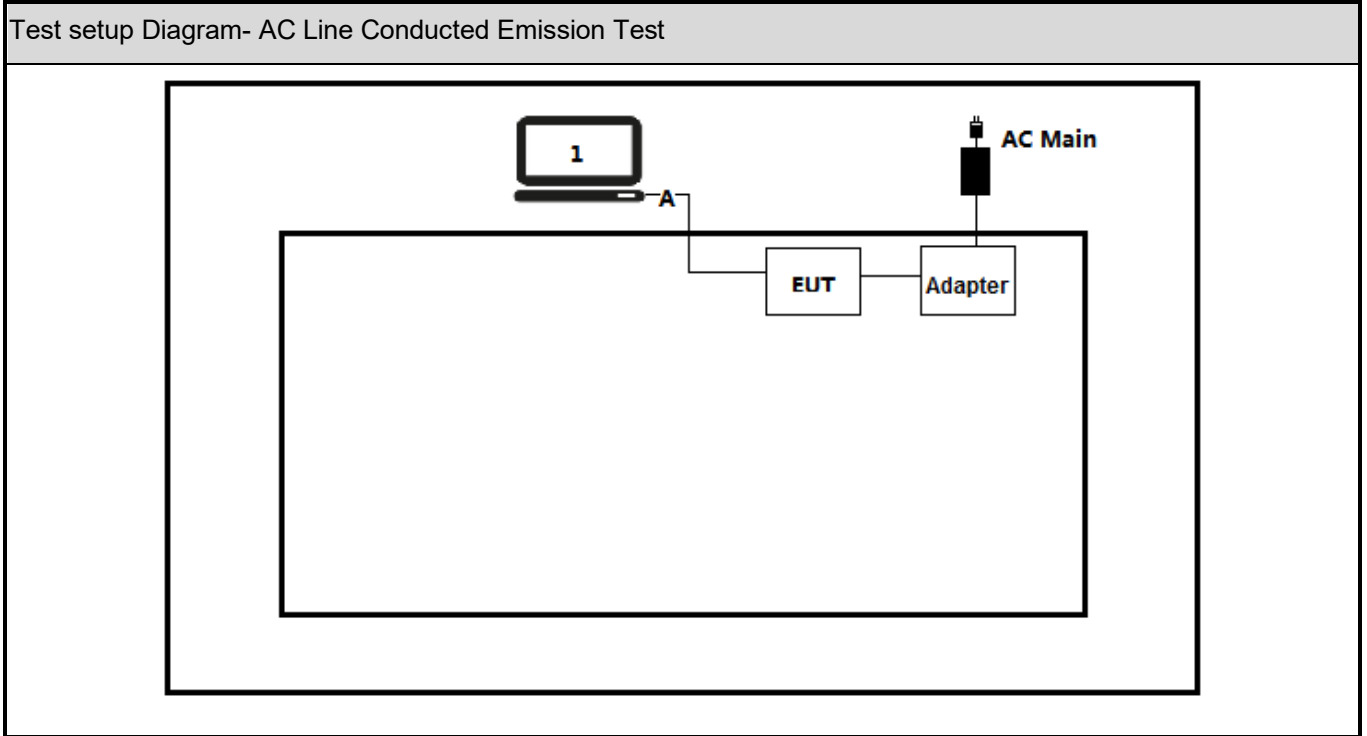
### 2.3 Support / Auxiliary equipment / unit / Test software for the EUT

The EUT has been tested with the following auxiliary equipment / unit / software:

| Auxiliary equipment | Type / Version | Manufacturer | Supplied by |
|---------------------|----------------|--------------|-------------|
| Notebook            | Think pad x220 | Lenovo       | Adapter     |
| software            | Type / Version | Manufacturer | Supplied by |
| N/A                 | N/A            | N/A          | N/A         |

## 2.4 Test Configuration / Block diagram used for tests

The following test setup / configuration / block diagram has been used during the tests:



## 2.5 Testing process

|   |   |
|---|---|
| 1 | Setup the EUT and simulators as shown on above.                 |
| 2 | Turn on the power of equipment.                                 |
| 3 | Run the ADB command.  |
| 4 | Select the transmission mode and test channel, then start test. |

### 3 VERDICT SUMMARY SECTION

This chapter presents an overview of standards and results. Refer to the next chapters for details of measured test results and applied test levels.

#### 3.1 Standards

| Standard  | Year | Description  |
|---|------|--|
| FCC CFR Title 47 Part 15 Subpart C Section 15.247 | 2020 | Operation within the bands 902–928 MHz, 2400–2483.5 MHz, and 5725–5850 MHz.  |
| ANSI C63.10                                       | 2013 | American National Standard of Procedures for Compliance Testing of Unlicensed Wireless Devices                               |
| KDB 558074 D01V05r02                              | 2019 | Guidance for performing compliance measurements on Digital Transmission System (DTS) operating under section 15.247          |
| RSS-Gen Issue 5 Amendment 2                       | 2021 | General Requirements for Compliance of Radio Apparatus   |
| RSS-247 Issue 2                                   | 2017 | Digital Transmission Systems (DTSS), Frequency Hopping Systems (FHSs) and Licence-Exempt Local Area Network (LE-LAN) Devices |



## 3.2 Overview of results

### For FCC

| Requirement – Test case                     | Basic standard(s)         | Verdict | Remark |
|---|---------------------------|---------|--------|
| AC Power Line Conducted Emission            | FCC 15.207                | PASS    | ---    |
| Emissions in restricted frequency bands     | FCC 15.247(b)(3)          | PASS    | ---    |
| Duty cycle                                  | ANSI C63.10:2013          | PASS    | ---    |
| Emissions in non-restricted frequency bands | FCC 15.247(d), FCC 15.209 | PASS    | ---    |
| Band Edge                                   | FCC 15.247(d)             | PASS    | ---    |
| Fundamental emission output power           | FCC 15.247(d), FCC 15.209 | PASS    | ---    |
| DTS Bandwidth                               | FCC 15.247(a)(2)          | PASS    | ---    |
| Power Spectral Density                      | FCC 15.247(e)             | PASS    | ---    |
| Antenna Requirement                         | FCC 15.203                | PASS    | ---    |

### For ISED

| Requirement – Test case                     | Basic standard(s)              | Verdict | Remark |
|---|--------------------------------|---------|--------|
| AC Power Line Conducted Emission            | RSS-Gen Issue 5 Section 8.8    | PASS    | ---    |
| Emissions in restricted frequency bands     | RSS-Gen Issue 5 Section 8.9    | PASS    | ---    |
| Duty cycle                                  | ANSI C63.10:2013               | PASS    | ---    |
| Emissions in non-restricted frequency bands | RSS-247 Issue 2 Section 5.5    | PASS    | ---    |
| Band Edge                                   | RSS-Gen Issue 5 Section 8.10   | PASS    | ---    |
| Fundamental emission output power           | RSS-247 Issue 2 Section 5.4(d) | PASS    | ---    |
| DTS Bandwidth                               | RSS-Gen Issue 5 Section 6.7    | PASS    | ---    |
| Power Spectral Density                      | RSS-247 Issue 2 Section 5.2(b) | PASS    | ---    |
| Antenna Requirement                         | RSS-Gen Issue 5 Section 6.8    | PASS    | ---    |

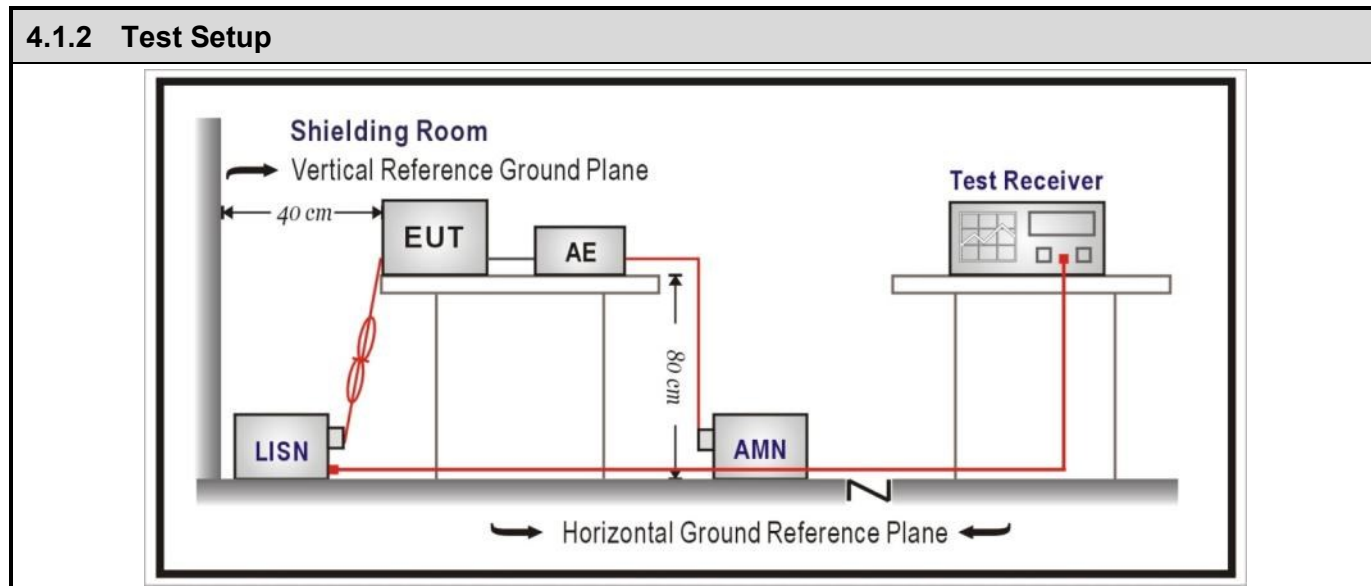
### 3.3 Test Facility

|            |          |                                       |
|------------|----------|---------------------------------------|
| <b>USA</b> | <b>:</b> | <b>FCC Designation Number: CN1199</b> |
| <b>CA</b>  | <b>:</b> | <b>ISED CAB identifier: CN0040</b>    |

## 4 TEST RESULTS

|   |                      |
|---|----------------------|
| <b>4.1 AC Power Line Conducted Emission</b> | <b>VERDICT: PASS</b> |
|---|----------------------|

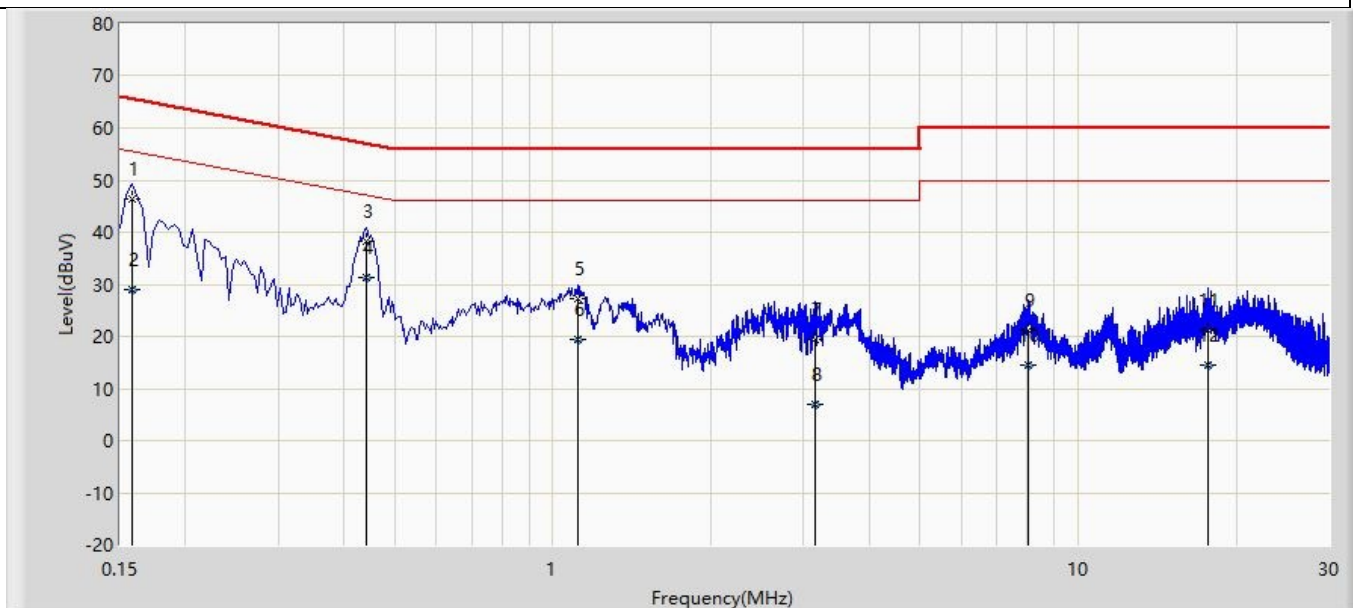
|  |  |                                  |
|--|--|----------------------------------|
| <b>4.1.1 Limit</b>   |  |                                  |
| <b>Standard</b>  | FCC Part 15 Subpart C Paragraph 15.207 |                                  |
| Frequency range [MHz]  | Limit: QP [dB(μV) <sup>1</sup> ]       | Limit: AV [dB(μV) <sup>1</sup> ] |
| 0,15 - 0,50  | 66 - 56 <sup>2)</sup>                  | 56 - 46 <sup>2)</sup>            |
| 0,50 - 5,0   | 56                                     | 46                               |
| 5,0 - 30   | 60                                     | 50                               |
| <sup>1)</sup> At the transition frequency, the lower limit applies.<br><sup>2)</sup> The limit decreases linearly with the logarithm of the frequency. |  |                                  |



|                                     |                  |         |   |
|-------------------------------------|------------------|---------|---|
| <b>4.1.3 Test Procedure</b>         |                  |         |   |
|                                     | References Rule  | Chapter | Item  |
| <input checked="" type="checkbox"/> | ANSI C63.10-2013 | 6.2     | Standard test method for ac power-line conducted emissions from unlicensed wireless devices |

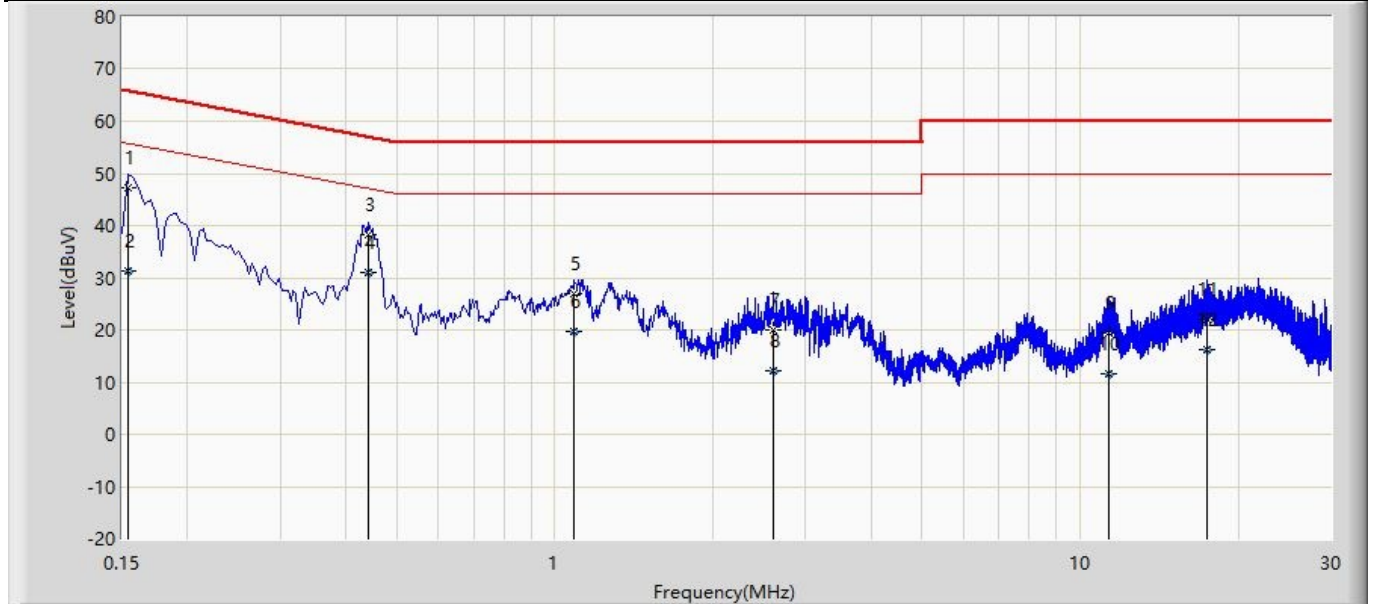
**4.1.4 Test Data**

|  |                          |
|--|--------------------------|
| Profile: 2250810R                        | Page No.: 65             |
| Engineer: YuLiu                          |                          |
| Site: TR1                                | Time: 2022/06/20 - 22:40 |
| Limit: FCC_Part15.207_CE_AC Power_ClassB | Margin: 0                |
| Probe: ENV216_101190(0.009-30MHz)        | Polarity: Line           |
| EUT: COMPUTER BOX                        | Power: AC 120V/60Hz      |
| Note: Mode1                              |                          |



| No | Mark | Frequency (MHz) | Measure Level (dBuV) | Reading Level (dBuV) | Over Limit (dB) | Limit (dBuV) | Probe (dB) | Cable (dB) | Amp (dB) | Type |
|----|------|-----------------|----------------------|----------------------|-----------------|--------------|------------|------------|----------|------|
| 1  |      | 0.158           | 46.485               | 36.905               | -19.084         | 65.568       | 9.552      | 0.028      | 0.000    | QP   |
| 2  |      | 0.158           | 28.943               | 19.364               | -26.625         | 55.568       | 9.552      | 0.028      | 0.000    | AV   |
| 3  |      | 0.442           | 38.292               | 28.676               | -18.732         | 57.024       | 9.576      | 0.040      | 0.000    | QP   |
| 4  | *    | 0.442           | 31.320               | 21.704               | -15.705         | 47.024       | 9.576      | 0.040      | 0.000    | AV   |
| 5  |      | 1.114           | 27.182               | 17.534               | -28.818         | 56.000       | 9.590      | 0.058      | 0.000    | QP   |
| 6  |      | 1.114           | 19.354               | 9.706                | -26.646         | 46.000       | 9.590      | 0.058      | 0.000    | AV   |
| 7  |      | 3.162           | 19.440               | 9.712                | -36.560         | 56.000       | 9.621      | 0.107      | 0.000    | QP   |
| 8  |      | 3.162           | 6.960                | -2.768               | -39.040         | 46.000       | 9.621      | 0.107      | 0.000    | AV   |
| 9  |      | 8.042           | 21.070               | 11.127               | -38.930         | 60.000       | 9.764      | 0.180      | 0.000    | QP   |
| 10 |      | 8.042           | 14.527               | 4.583                | -35.473         | 50.000       | 9.764      | 0.180      | 0.000    | AV   |
| 11 |      | 17.634          | 21.303               | 11.117               | -38.697         | 60.000       | 9.917      | 0.269      | 0.000    | QP   |
| 12 |      | 17.634          | 14.357               | 4.171                | -35.643         | 50.000       | 9.917      | 0.269      | 0.000    | AV   |

|  |                          |
|--|--------------------------|
| Profile: 2250810R                        | Page No.: 66             |
| Engineer: YuLiu                          |                          |
| Site: TR1                                | Time: 2022/06/20 - 22:43 |
| Limit: FCC_Part15.207_CE_AC Power_ClassB | Margin: 0                |
| Probe: ENV216_101190(0.009-30MHz)        | Polarity: Neutral        |
| EUT: COMPUTER BOX                        | Power: AC 120V/60Hz      |
| Note: Mode1                              |                          |



| No | Mark | Frequency (MHz) | Measure Level (dBuV) | Reading Level (dBuV) | Over Limit (dB) | Limit (dBuV) | Probe (dB) | Cable (dB) | Amp (dB) | Type |
|----|------|-----------------|----------------------|----------------------|-----------------|--------------|------------|------------|----------|------|
| 1  |      | 0.154           | 47.372               | 37.804               | -18.409         | 65.781       | 9.540      | 0.028      | 0.000    | QP   |
| 2  |      | 0.154           | 31.354               | 21.786               | -24.428         | 55.781       | 9.540      | 0.028      | 0.000    | AV   |
| 3  |      | 0.442           | 38.239               | 28.624               | -18.786         | 57.024       | 9.574      | 0.040      | 0.000    | QP   |
| 4  | *    | 0.442           | 31.127               | 21.512               | -15.898         | 47.024       | 9.574      | 0.040      | 0.000    | AV   |
| 5  |      | 1.090           | 26.939               | 17.288               | -29.061         | 56.000       | 9.590      | 0.061      | 0.000    | QP   |
| 6  |      | 1.090           | 19.786               | 10.136               | -26.214         | 46.000       | 9.590      | 0.061      | 0.000    | AV   |
| 7  |      | 2.606           | 20.021               | 10.320               | -35.979         | 56.000       | 9.604      | 0.097      | 0.000    | QP   |
| 8  |      | 2.606           | 12.250               | 2.549                | -33.750         | 46.000       | 9.604      | 0.097      | 0.000    | AV   |
| 9  |      | 11.346          | 19.438               | 9.390                | -40.562         | 60.000       | 9.834      | 0.214      | 0.000    | QP   |
| 10 |      | 11.346          | 11.635               | 1.587                | -38.365         | 50.000       | 9.834      | 0.214      | 0.000    | AV   |
| 11 |      | 17.422          | 22.099               | 11.893               | -37.901         | 60.000       | 9.939      | 0.268      | 0.000    | QP   |
| 12 |      | 17.422          | 16.122               | 5.915                | -33.878         | 50.000       | 9.939      | 0.268      | 0.000    | AV   |

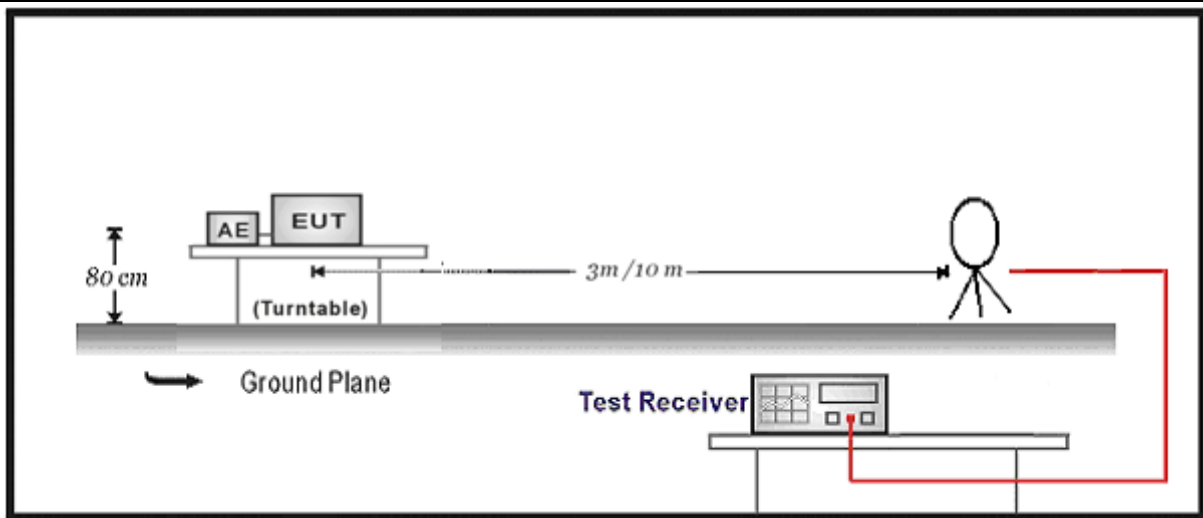
|  |                      |
|--|----------------------|
| <b>4.2 Emissions in restricted frequency bands</b> | <b>VERDICT: PASS</b> |
|--|----------------------|

| <b>4.2.1 Limit</b>  |                       |  |                          |
|---|-----------------------|--|--------------------------|
| <b>Standard</b>   |                       | FCC Part 15 Subpart C Paragraph 15.205; 15.209 |                          |
| Restricted Bands of operation for FCC   |                       |  |                          |
| Frequency (MHz)   | Frequency (MHz)       | Frequency (MHz)                                | Frequency (GHz)          |
| 0.090 – 0.110   | 16.42 – 16.423        | 399.9 – 410                                    | 4.5 – 5.15               |
| 0.495 – 0.505   | 16.69475 – 16.69525   | 608 – 614                                      | 5.35 – 5.46              |
| 2.1735 – 2.1905   | 16.80425 – 16.80475   | 960 – 1240                                     | 7.25 – 7.75              |
| 4.125 – 4.128   | 25.5 – 25.67          | 1300 – 1427                                    | 8.025 – 8.5              |
| 4.17725 – 4.17775   | 37.5 – 38.25          | 1435 – 1626.5                                  | 9.0 – 9.2                |
| 4.20725 – 4.20775   | 73 – 74.6             | 1645.5 – 1646.5                                | 9.3 – 9.5                |
| 6.215 – 6.218   | 74.8 – 75.2           | 1660 – 1710                                    | 10.6 – 12.7              |
| 6.26775 – 6.26825   | 108 – 121.94          | 1718.8 – 1722.2                                | 13.25 – 13.4             |
| 6.31175 – 6.31225   | 123 – 138             | 2200 – 2300                                    | 14.47 – 14.5             |
| 8.291 – 8.294   | 149.9 – 150.05        | 2310 – 2390                                    | 15.35 – 16.2             |
| 8.362 – 8.366   | 156.52475 – 156.52525 | 2483.5 – 2500                                  | 17.7 – 21.4              |
| 8.37625 – 8.38675   | 156.7 – 156.9         | 2690 – 2900                                    | 22.01 – 23.12            |
| 8.81425 – 8.81475   | 162.0125 – 167.17     | 3260 – 3267                                    | 23.6 – 24.0              |
| 12.29 – 12.293  | 167.72 – 173.2        | 3332 – 3339                                    | 31.2 – 31.8              |
| 12.51975 – 12.52025   | 240 – 285             | 3345.8 – 3358                                  | 36.43 – 36.5             |
| 12.57675 – 12.57725   | 322 – 335.4           | 3600 – 4400                                    | Above 38.6               |
| 13.36 – 13.41   | --                    | --   | --                       |
| Restricted Band Emissions Limit   |                       |  |                          |
| Frequency (MHz)   | Field strength (µV/m) | Field strength (dBµV/m)                        | Measurement distance (m) |
| 0.009 - 0.49  | 2400/F(kHz)           | 48.5 – 13.8                                    | 30 <sub>(Note 1)</sub>   |
| 0.49 - 1.705  | 24000/F(kHz)          | 33.8 - 23                                      | 30 <sub>(Note 1)</sub>   |
| 1.705 - 30  | 30                    | 29.5   | 30 <sub>(Note 1)</sub>   |
| 30 - 88   | 100                   | 40   | 3 <sub>(Note 2)</sub>    |
| 88 - 216  | 150                   | 43.5   | 3 <sub>(Note 2)</sub>    |
| 216 - 960   | 200                   | 46   | 3 <sub>(Note 2)</sub>    |
| Above 960   | 500                   | 54   | 3 <sub>(Note 2)</sub>    |
| <p>Note 1: At frequencies below 30 MHz, measurements may be performed at a distance closer than that specified in the regulations; however, an attempt should be made to avoid making measurements in the near field. Pending the development of an appropriate measurement procedure for measurements performed below 30 MHz, when performing measurements at a closer distance than specified, the results shall be extrapolated to the specified distance by either making measurements at a minimum of two distances on at least one radial to determine the proper extrapolation factor or by using the square of an inverse linear distance extrapolation factor (40 dB/decade).</p> <p>Note 2: At frequencies at or above 30 MHz, measurements may be performed at a distance other than what is specified provided: measurements are not made in the near field except where it can be shown that near field measurements are appropriate due to the characteristics of the device; and it can be demonstrated that the signal levels needed to be measured at the distance employed can be detected by the measurement equipment. Measurements shall not be performed at a distance greater than 30 meters unless it can be further demonstrated</p> |                       |  |                          |

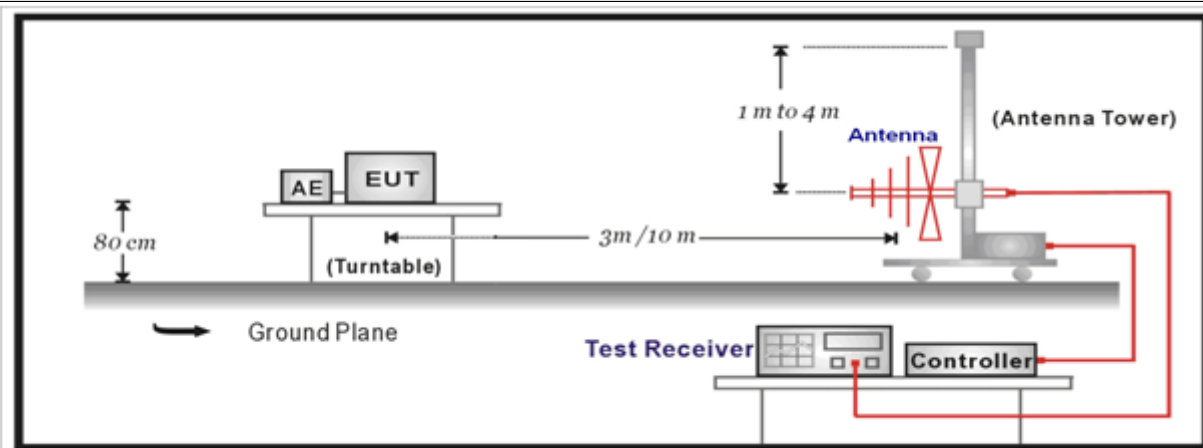
that measurements at a distance of 30 meters or less are impractical. When performing measurements at a distance other than that specified, the results shall be extrapolated to the specified distance using an extrapolation factor of 20 dB/decade (inverse linear-distance for field strength measurements; inverse-linear-distance-squared for power density measurements).

### 4.2.2 Test Setup

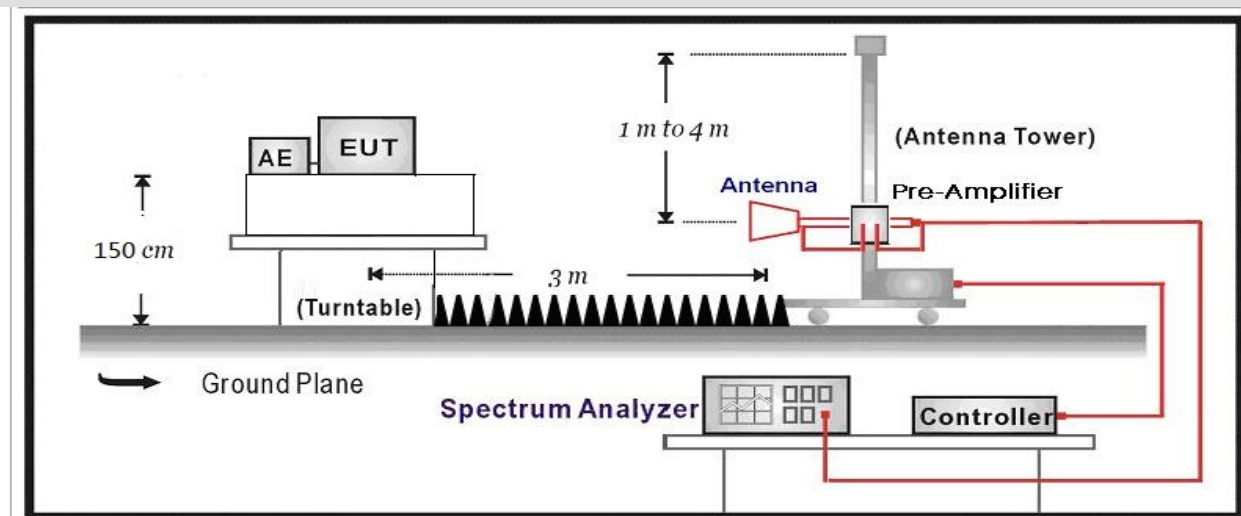
Below 30MHz Test Setup:



30MHz-1GHz Test Setup:



Above 1GHz Test Setup:

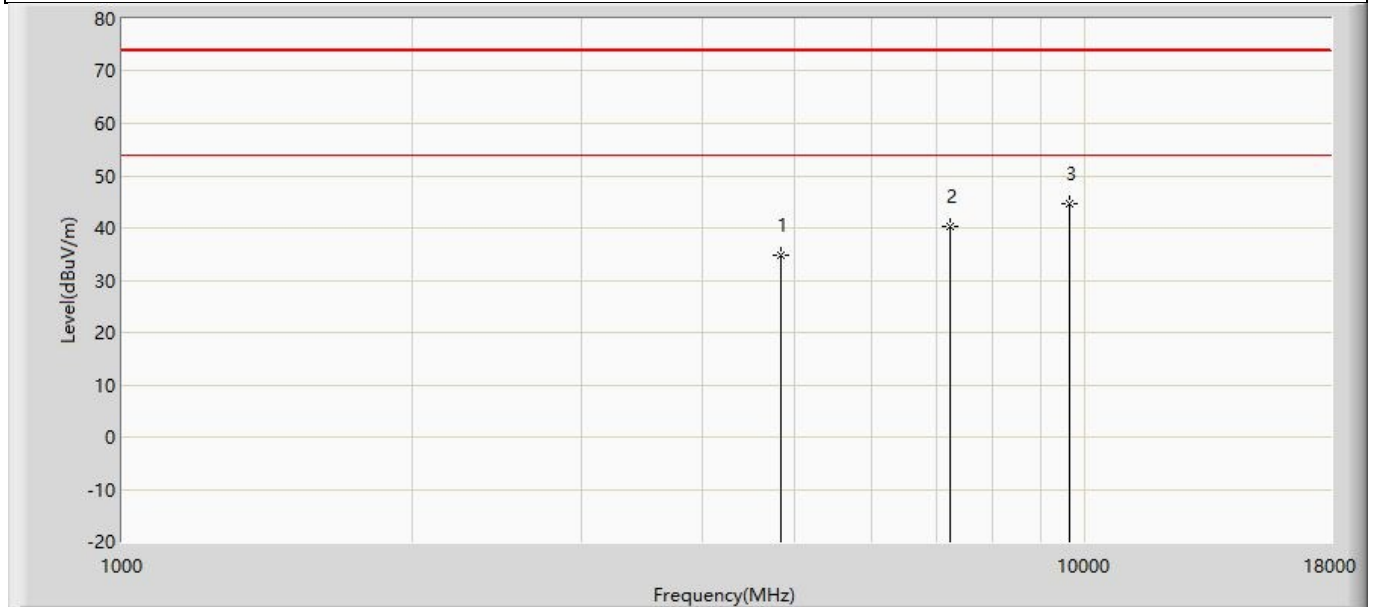




| 4.2.3 Test Procedure                |   |             |  |
|-------------------------------------|---|-------------|--|
|                                     | References Rule                                 | Chapter     | Description  |
| <input checked="" type="checkbox"/> | ANSI C63.10                                     | 11.12       | Emissions in restricted frequency bands  |
|                                     | <input checked="" type="checkbox"/> ANSI C63.10 | 11.12.1     | Radiated emission measurements   |
|                                     | <input checked="" type="checkbox"/> ANSI C63.10 | 6.3         | Radiated spurious emission test  |
|                                     | <input checked="" type="checkbox"/> ANSI C63.10 | 6.4         | Radiated emissions from unlicensed wireless devices below 30 MHz                                   |
|                                     | <input checked="" type="checkbox"/> ANSI C63.10 | 6.5         | Radiated emissions from unlicensed wireless devices in the frequency range of 30 MHz to 1000 MHz   |
|                                     | <input checked="" type="checkbox"/> ANSI C63.10 | 6.6         | Radiated emissions from unlicensed wireless devices above 1 GHz                                    |
|                                     | <input type="checkbox"/> ANSI C63.10            | 11.12.2     | Antenna-port conducted measurements  |
|                                     | <input type="checkbox"/> ANSI C63.10            | 11.12.2.3   | Quasi-peak measurement procedure   |
|                                     | <input type="checkbox"/> ANSI C63.10            | 11.12.2.4   | Peak power measurement procedure   |
|                                     | <input type="checkbox"/> ANSI C63.10            | 11.12.2.5   | Average power measurement procedures   |
|                                     | <input type="checkbox"/> ANSI C63.10            | 11.12.2.5.1 | Trace averaging with continuous EUT transmission at full power                                     |
|                                     | <input type="checkbox"/> ANSI C63.10            | 11.12.2.5.2 | Trace averaging across ON and OFF times of the EUT transmissions followed by duty cycle correction |
|                                     | <input type="checkbox"/> ANSI C63.10            | 11.12.2.5.3 | Reduced VBW averaging across ON and OFF times of the EUT transmissions with max hold               |

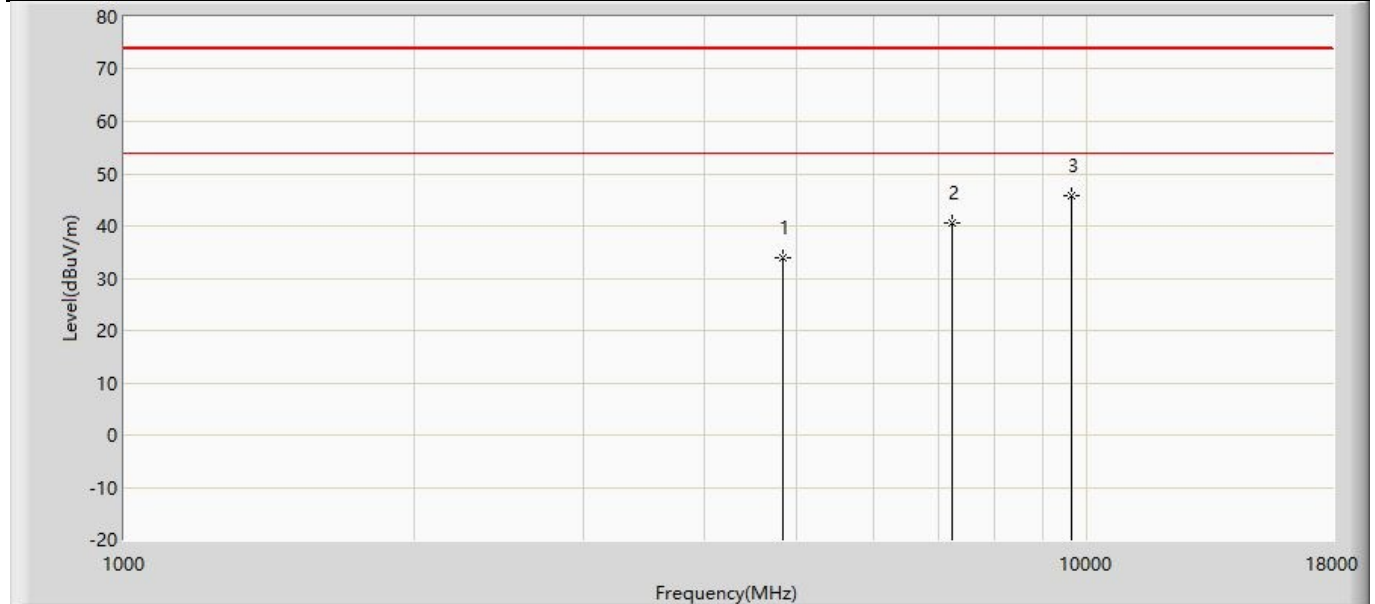
**4.2.4 Test Data**

|   |                          |
|---|--------------------------|
| Profile: 2250810R                       | Page No.: 19             |
| Engineer: Yu Liu                        |                          |
| Site: AC5                               | Time: 2022/06/16 - 22:15 |
| Limit: FCC_Part15.209_RE(3m)            | Margin: 0                |
| Probe: HORN_3117_00167055(1-18GHZ)      | Polarity: Horizontal     |
| EUT: Computer BOX                       | Power: AC 120V/60Hz      |
| Note: Mode 1:Transmit at 2412MHz by 11b |                          |



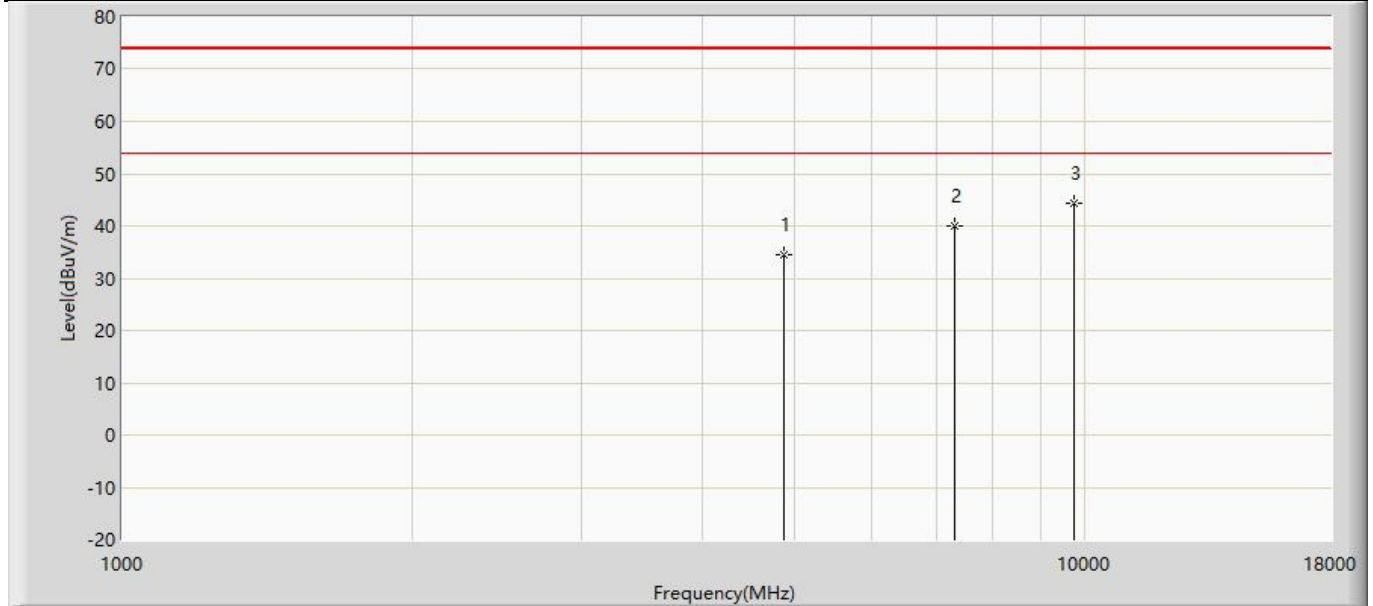
| No | Mark | Frequency (MHz) | Measure Level (dBuV/m) | Reading Level (dBuV) | Over Limit (dB) | Limit (dBuV/m) | Factor (dB) | Type |
|----|------|-----------------|------------------------|----------------------|-----------------|----------------|-------------|------|
| 1  |      | 4824.000        | 34.831                 | 49.505               | -39.169         | 74.000         | -14.674     | PK   |
| 2  |      | 7236.000        | 40.181                 | 48.575               | -33.819         | 74.000         | -8.394      | PK   |
| 3  | *    | 9648.000        | 44.673                 | 49.718               | -29.327         | 74.000         | -5.045      | PK   |

|   |                          |
|---|--------------------------|
| Profile: 2250810R                       | Page No.: 20             |
| Engineer: Yu Liu                        |                          |
| Site: AC5                               | Time: 2022/06/16 - 22:15 |
| Limit: FCC_Part15.209_RE(3m)            | Margin: 0                |
| Probe: HORN_3117_00167055(1-18GHZ)      | Polarity: Vertical       |
| EUT: Computer BOX                       | Power: AC 120V/60Hz      |
| Note: Mode 1:Transmit at 2412MHz by 11b |                          |



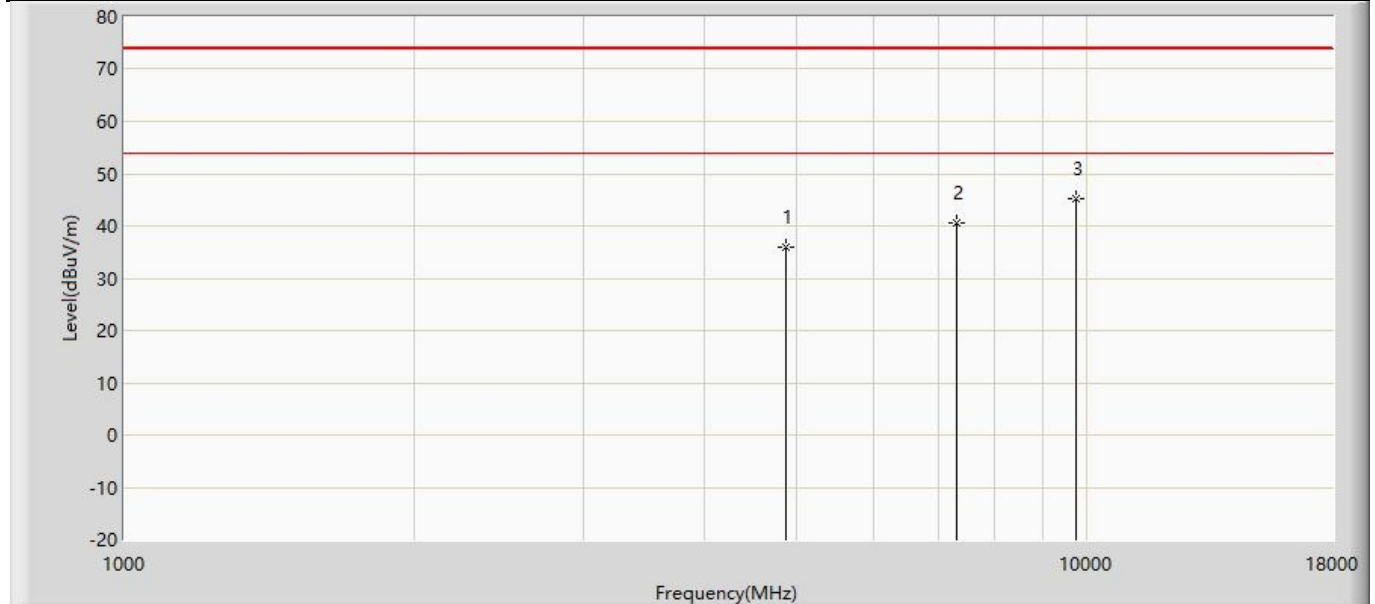
| No | Mark | Frequency (MHz) | Measure Level (dBuV/m) | Reading Level (dBuV) | Over Limit (dB) | Limit (dBuV/m) | Factor (dB) | Type |
|----|------|-----------------|------------------------|----------------------|-----------------|----------------|-------------|------|
| 1  |      | 4824.000        | 34.051                 | 48.725               | -39.949         | 74.000         | -14.674     | PK   |
| 2  |      | 7236.000        | 40.630                 | 49.024               | -33.370         | 74.000         | -8.394      | PK   |
| 3  | *    | 9648.000        | 45.744                 | 50.789               | -28.256         | 74.000         | -5.045      | PK   |

|   |                          |
|---|--------------------------|
| Profile: 2250810R                       | Page No.: 21             |
| Engineer: Yu Liu                        |                          |
| Site: AC5                               | Time: 2022/06/16 - 22:15 |
| Limit: FCC_Part15.209_RE(3m)            | Margin: 0                |
| Probe: HORN_3117_00167055(1-18GHZ)      | Polarity: Horizontal     |
| EUT: Computer BOX                       | Power: AC 120V/60Hz      |
| Note: Mode 1:Transmit at 2437MHz by 11b |                          |



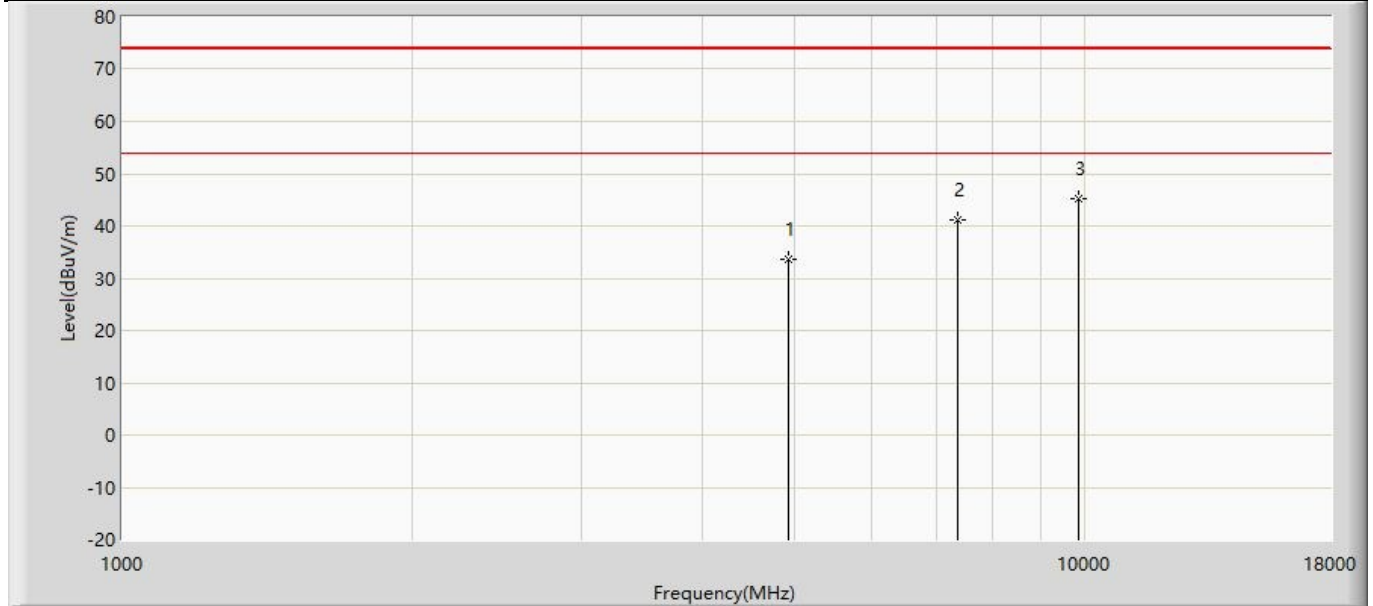
| No | Mark | Frequency (MHz) | Measure Level (dBuV/m) | Reading Level (dBuV) | Over Limit (dB) | Limit (dBuV/m) | Factor (dB) | Type |
|----|------|-----------------|------------------------|----------------------|-----------------|----------------|-------------|------|
| 1  |      | 4874.000        | 34.380                 | 48.820               | -39.620         | 74.000         | -14.440     | PK   |
| 2  |      | 7311.000        | 39.943                 | 48.242               | -34.057         | 74.000         | -8.299      | PK   |
| 3  | *    | 9748.000        | 44.299                 | 48.977               | -29.701         | 74.000         | -4.677      | PK   |

|   |                          |
|---|--------------------------|
| Profile: 2250810R                       | Page No.: 22             |
| Engineer: Yu Liu                        |                          |
| Site: AC5                               | Time: 2022/06/16 - 22:15 |
| Limit: FCC_Part15.209_RE(3m)            | Margin: 0                |
| Probe: HORN_3117_00167055(1-18GHZ)      | Polarity: Vertical       |
| EUT: Computer BOX                       | Power: AC 120V/60Hz      |
| Note: Mode 1:Transmit at 2437MHz by 11b |                          |



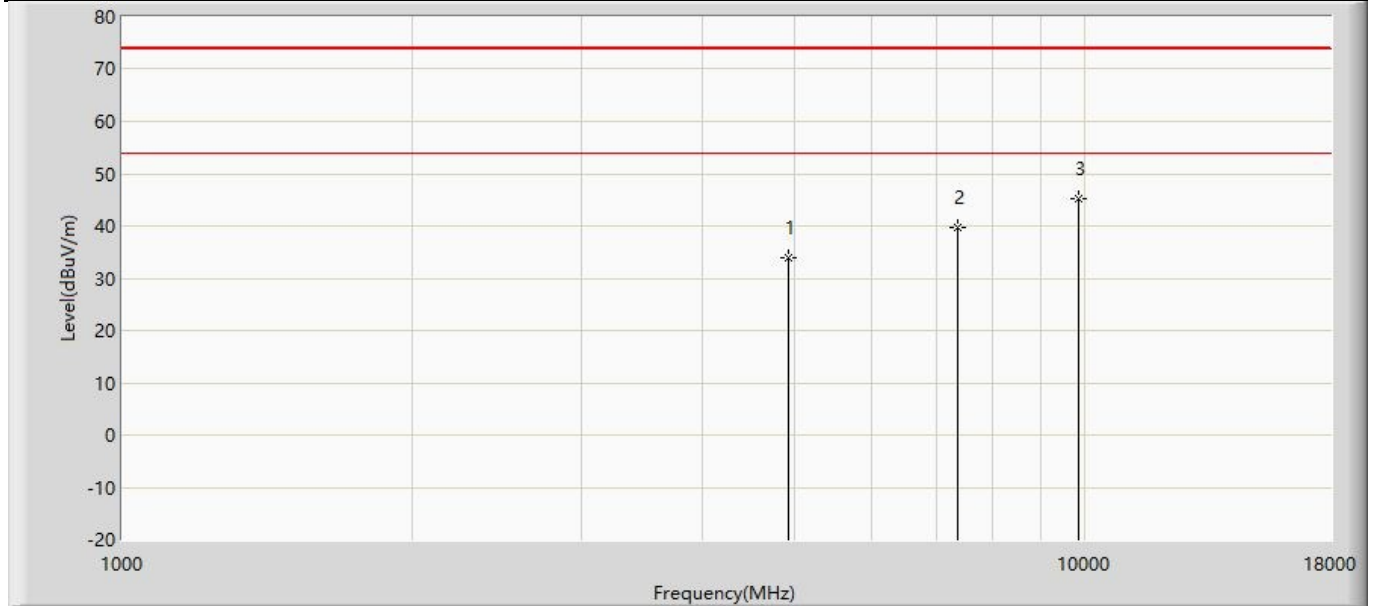
| No | Mark | Frequency (MHz) | Measure Level (dBuV/m) | Reading Level (dBuV) | Over Limit (dB) | Limit (dBuV/m) | Factor (dB) | Type |
|----|------|-----------------|------------------------|----------------------|-----------------|----------------|-------------|------|
| 1  |      | 4874.000        | 35.938                 | 50.378               | -38.062         | 74.000         | -14.440     | PK   |
| 2  |      | 7311.000        | 40.473                 | 48.772               | -33.527         | 74.000         | -8.299      | PK   |
| 3  | *    | 9748.000        | 45.212                 | 49.890               | -28.788         | 74.000         | -4.677      | PK   |

|   |                          |
|---|--------------------------|
| Profile: 2250810R                       | Page No.: 23             |
| Engineer: Yu Liu                        |                          |
| Site: AC5                               | Time: 2022/06/16 - 22:15 |
| Limit: FCC_Part15.209_RE(3m)            | Margin: 0                |
| Probe: HORN_3117_00167055(1-18GHZ)      | Polarity: Horizontal     |
| EUT: Computer BOX                       | Power: AC 120V/60Hz      |
| Note: Mode 1:Transmit at 2462MHz by 11b |                          |



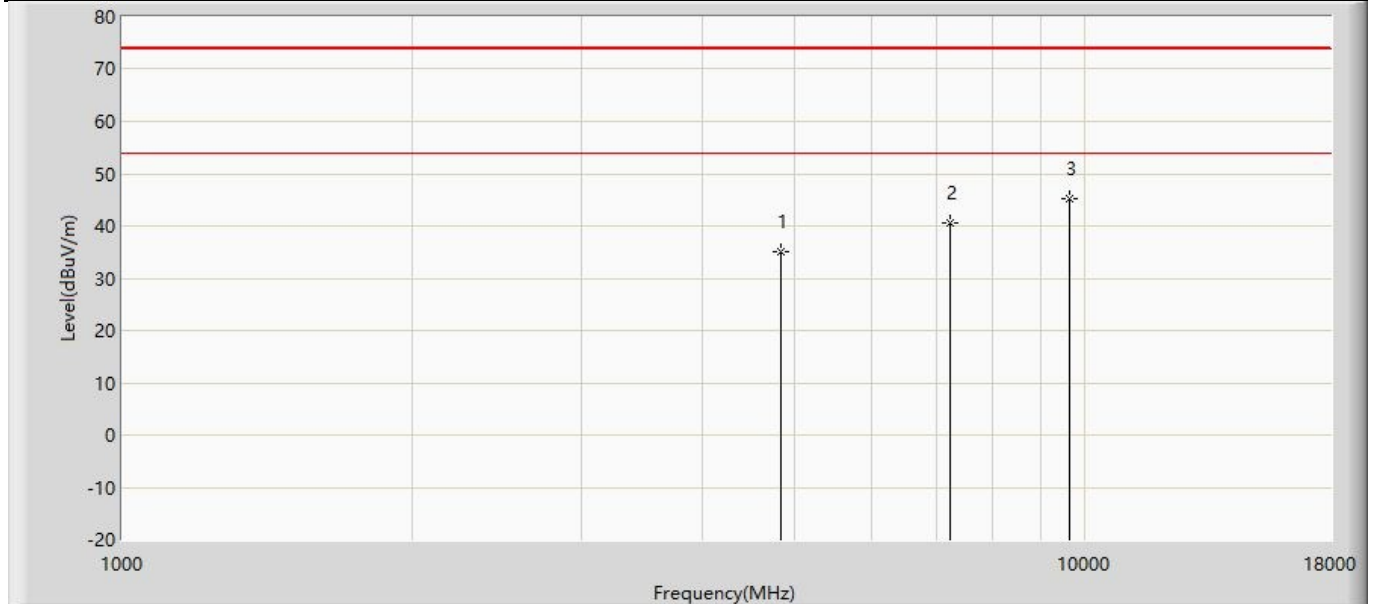
| No | Mark | Frequency (MHz) | Measure Level (dBuV/m) | Reading Level (dBuV) | Over Limit (dB) | Limit (dBuV/m) | Factor (dB) | Type |
|----|------|-----------------|------------------------|----------------------|-----------------|----------------|-------------|------|
| 1  |      | 4924.000        | 33.763                 | 47.973               | -40.237         | 74.000         | -14.210     | PK   |
| 2  |      | 7386.000        | 41.211                 | 49.043               | -32.789         | 74.000         | -7.832      | PK   |
| 3  | *    | 9848.000        | 45.230                 | 49.637               | -28.770         | 74.000         | -4.408      | PK   |

|   |                          |
|---|--------------------------|
| Profile: 2250810R                       | Page No.: 24             |
| Engineer: Yu Liu                        |                          |
| Site: AC5                               | Time: 2022/06/16 - 22:15 |
| Limit: FCC_Part15.209_RE(3m)            | Margin: 0                |
| Probe: HORN_3117_00167055(1-18GHZ)      | Polarity: Vertical       |
| EUT: Computer BOX                       | Power: AC 120V/60Hz      |
| Note: Mode 1:Transmit at 2462MHz by 11b |                          |



| No | Mark | Frequency (MHz) | Measure Level (dBuV/m) | Reading Level (dBuV) | Over Limit (dB) | Limit (dBuV/m) | Factor (dB) | Type |
|----|------|-----------------|------------------------|----------------------|-----------------|----------------|-------------|------|
| 1  |      | 4924.000        | 33.874                 | 48.084               | -40.126         | 74.000         | -14.210     | PK   |
| 2  |      | 7386.000        | 39.584                 | 47.416               | -34.416         | 74.000         | -7.832      | PK   |
| 3  | *    | 9848.000        | 45.184                 | 49.591               | -28.816         | 74.000         | -4.408      | PK   |

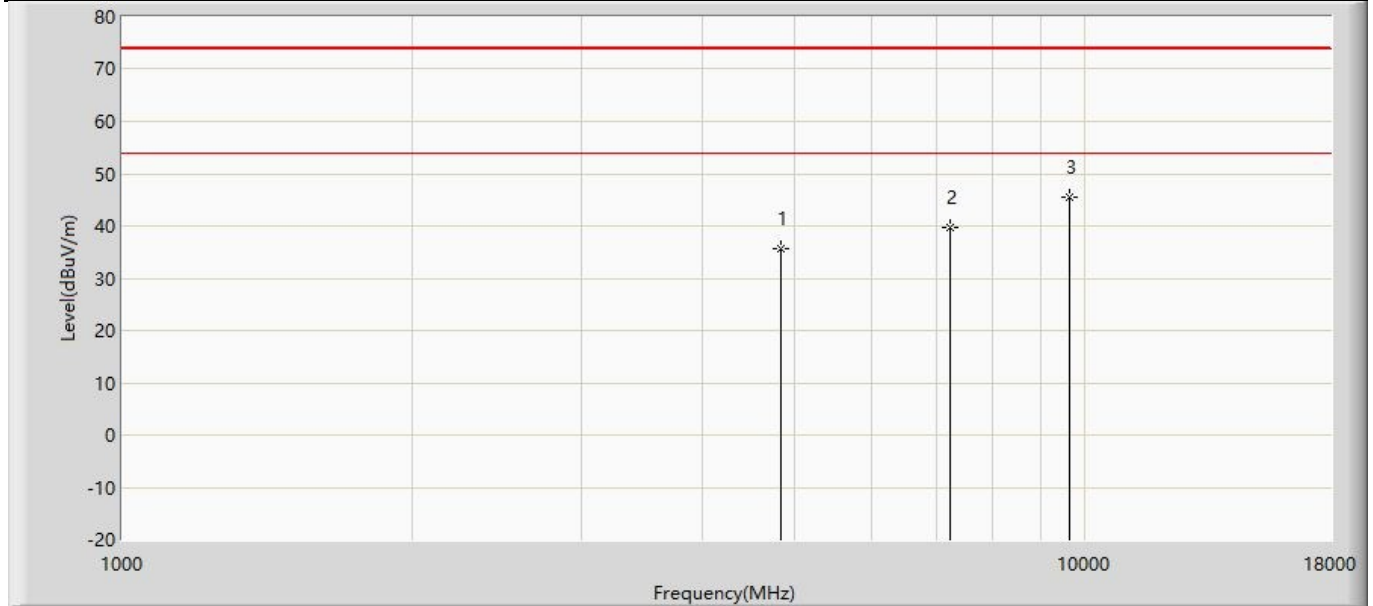
|   |                          |
|---|--------------------------|
| Profile: 2250810R                       | Page No.: 25             |
| Engineer: Yu Liu                        |                          |
| Site: AC5                               | Time: 2022/06/16 - 22:16 |
| Limit: FCC_Part15.209_RE(3m)            | Margin: 0                |
| Probe: HORN_3117_00167055(1-18GHZ)      | Polarity: Horizontal     |
| EUT: Computer BOX                       | Power: AC 120V/60Hz      |
| Note: Mode 2:Transmit at 2412MHz by 11g |                          |



| No | Mark | Frequency (MHz) | Measure Level (dBuV/m) | Reading Level (dBuV) | Over Limit (dB) | Limit (dBuV/m) | Factor (dB) | Type |
|----|------|-----------------|------------------------|----------------------|-----------------|----------------|-------------|------|
| 1  |      | 4824.000        | 34.930                 | 49.604               | -39.070         | 74.000         | -14.674     | PK   |
| 2  |      | 7236.000        | 40.614                 | 49.008               | -33.386         | 74.000         | -8.394      | PK   |
| 3  | *    | 9648.000        | 45.279                 | 50.324               | -28.721         | 74.000         | -5.045      | PK   |

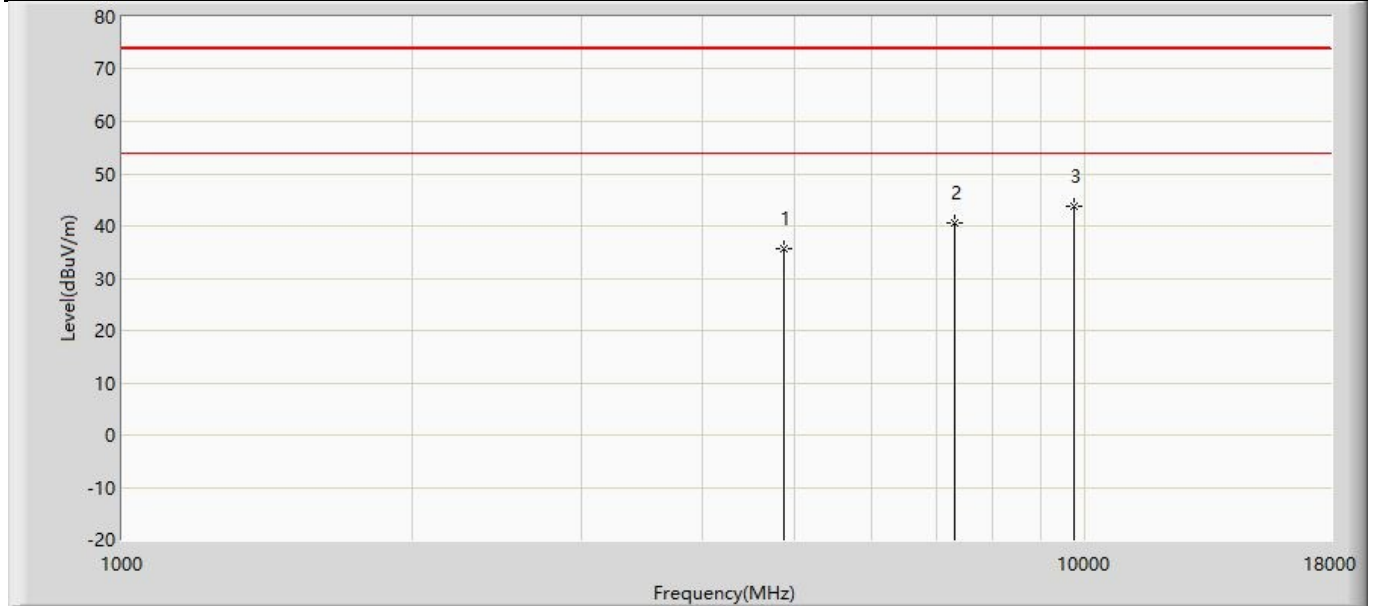


|   |                          |
|---|--------------------------|
| Profile: 2250810R                       | Page No.: 26             |
| Engineer: Yu Liu                        |                          |
| Site: AC5                               | Time: 2022/06/16 - 22:16 |
| Limit: FCC_Part15.209_RE(3m)            | Margin: 0                |
| Probe: HORN_3117_00167055(1-18GHZ)      | Polarity: Vertical       |
| EUT: Computer BOX                       | Power: AC 120V/60Hz      |
| Note: Mode 2:Transmit at 2412MHz by 11g |                          |



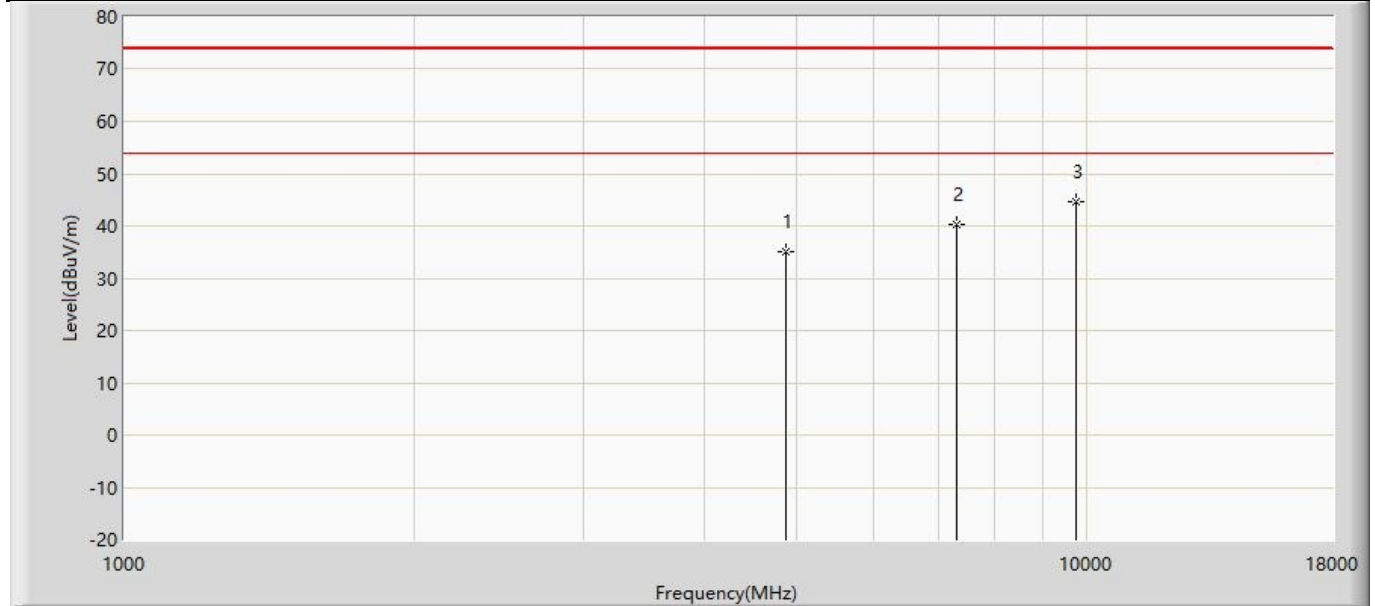
| No | Mark | Frequency (MHz) | Measure Level (dBuV/m) | Reading Level (dBuV) | Over Limit (dB) | Limit (dBuV/m) | Factor (dB) | Type |
|----|------|-----------------|------------------------|----------------------|-----------------|----------------|-------------|------|
| 1  |      | 4824.000        | 35.509                 | 50.183               | -38.491         | 74.000         | -14.674     | PK   |
| 2  |      | 7236.000        | 39.787                 | 48.181               | -34.213         | 74.000         | -8.394      | PK   |
| 3  | *    | 9648.000        | 45.523                 | 50.568               | -28.477         | 74.000         | -5.045      | PK   |

|   |                          |
|---|--------------------------|
| Profile: 2250810R                       | Page No.: 27             |
| Engineer: Yu Liu                        |                          |
| Site: AC5                               | Time: 2022/06/16 - 22:16 |
| Limit: FCC_Part15.209_RE(3m)            | Margin: 0                |
| Probe: HORN_3117_00167055(1-18GHZ)      | Polarity: Horizontal     |
| EUT: Computer BOX                       | Power: AC 120V/60Hz      |
| Note: Mode 2:Transmit at 2437MHz by 11g |                          |



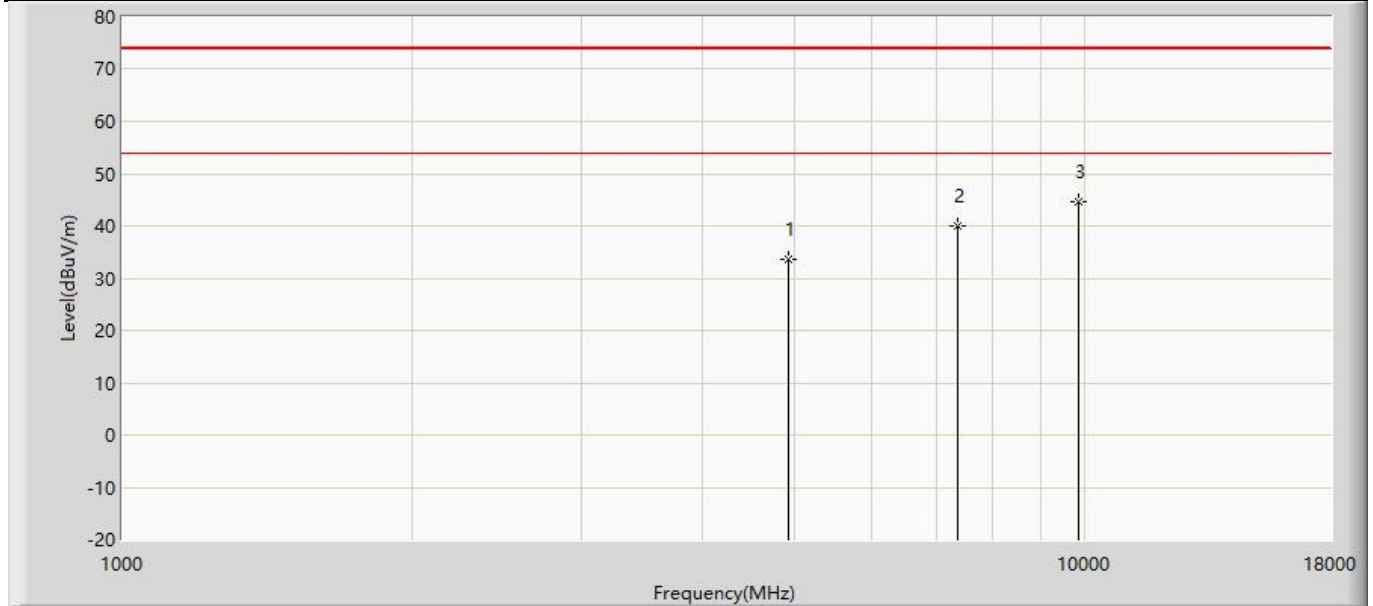
| No | Mark | Frequency (MHz) | Measure Level (dBuV/m) | Reading Level (dBuV) | Over Limit (dB) | Limit (dBuV/m) | Factor (dB) | Type |
|----|------|-----------------|------------------------|----------------------|-----------------|----------------|-------------|------|
| 1  |      | 4874.000        | 35.522                 | 49.962               | -38.478         | 74.000         | -14.440     | PK   |
| 2  |      | 7311.000        | 40.463                 | 48.762               | -33.537         | 74.000         | -8.299      | PK   |
| 3  | *    | 9748.000        | 43.892                 | 48.570               | -30.108         | 74.000         | -4.677      | PK   |

|   |                          |
|---|--------------------------|
| Profile: 2250810R                       | Page No.: 28             |
| Engineer: Yu Liu                        |                          |
| Site: AC5                               | Time: 2022/06/16 - 22:16 |
| Limit: FCC_Part15.209_RE(3m)            | Margin: 0                |
| Probe: HORN_3117_00167055(1-18GHZ)      | Polarity: Vertical       |
| EUT: Computer BOX                       | Power: AC 120V/60Hz      |
| Note: Mode 2:Transmit at 2437MHz by 11g |                          |



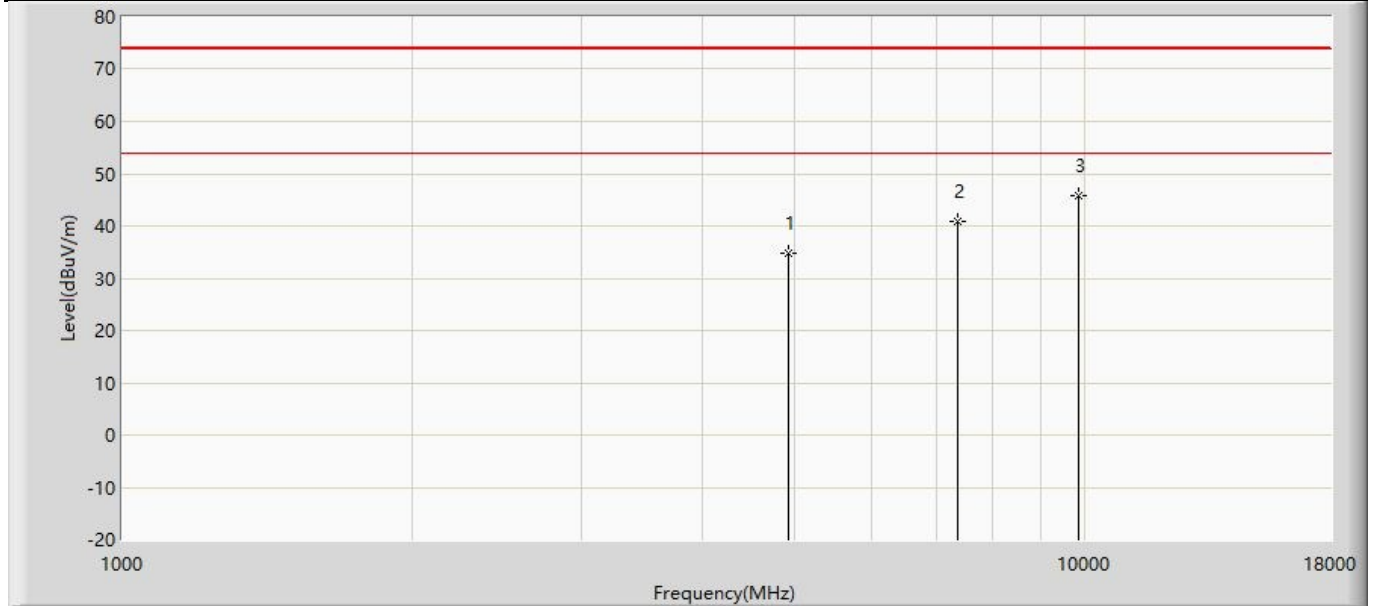
| No | Mark | Frequency (MHz) | Measure Level (dBuV/m) | Reading Level (dBuV) | Over Limit (dB) | Limit (dBuV/m) | Factor (dB) | Type |
|----|------|-----------------|------------------------|----------------------|-----------------|----------------|-------------|------|
| 1  |      | 4874.000        | 35.060                 | 49.500               | -38.940         | 74.000         | -14.440     | PK   |
| 2  |      | 7311.000        | 40.310                 | 48.609               | -33.690         | 74.000         | -8.299      | PK   |
| 3  | *    | 9748.000        | 44.499                 | 49.177               | -29.501         | 74.000         | -4.677      | PK   |

|   |                          |
|---|--------------------------|
| Profile: 2250810R                       | Page No.: 29             |
| Engineer: Yu Liu                        |                          |
| Site: AC5                               | Time: 2022/06/16 - 22:16 |
| Limit: FCC_Part15.209_RE(3m)            | Margin: 0                |
| Probe: HORN_3117_00167055(1-18GHZ)      | Polarity: Horizontal     |
| EUT: Computer BOX                       | Power: AC 120V/60Hz      |
| Note: Mode 2:Transmit at 2462MHz by 11g |                          |



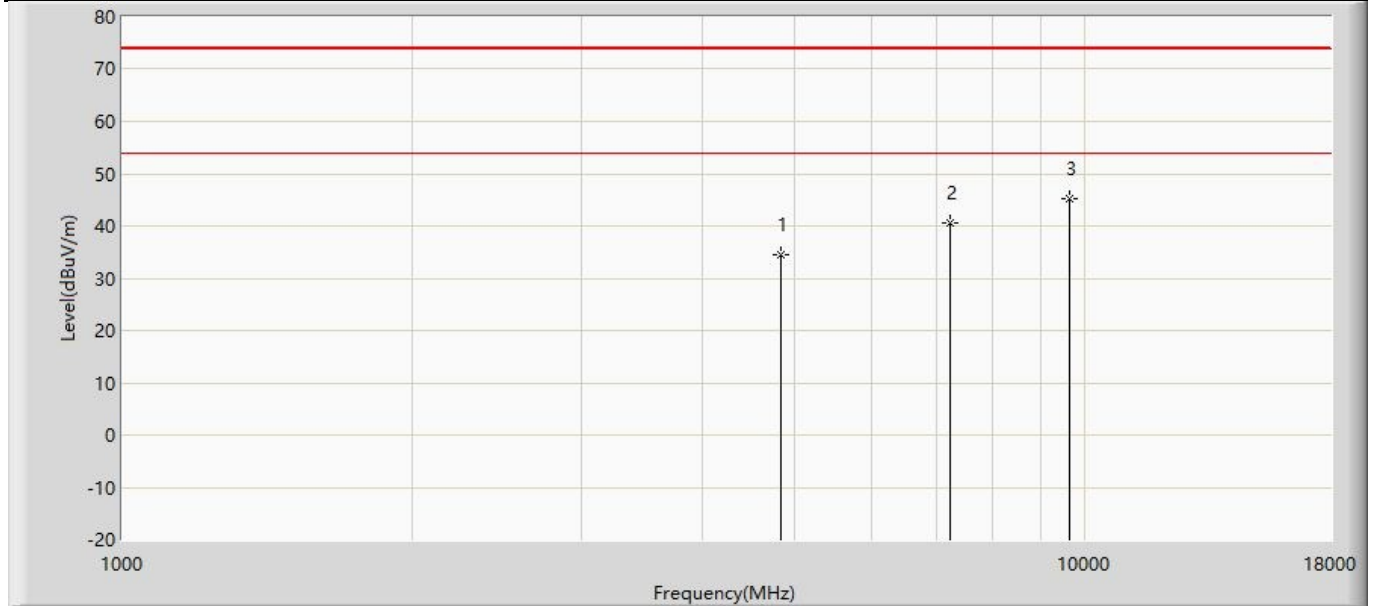
| No | Mark | Frequency (MHz) | Measure Level (dBuV/m) | Reading Level (dBuV) | Over Limit (dB) | Limit (dBuV/m) | Factor (dB) | Type |
|----|------|-----------------|------------------------|----------------------|-----------------|----------------|-------------|------|
| 1  |      | 4924.000        | 33.610                 | 47.820               | -40.390         | 74.000         | -14.210     | PK   |
| 2  |      | 7386.000        | 40.078                 | 47.910               | -33.922         | 74.000         | -7.832      | PK   |
| 3  | *    | 9848.000        | 44.612                 | 49.019               | -29.388         | 74.000         | -4.408      | PK   |

|   |                          |
|---|--------------------------|
| Profile: 2250810R                       | Page No.: 30             |
| Engineer: Yu Liu                        |                          |
| Site: AC5                               | Time: 2022/06/16 - 22:16 |
| Limit: FCC_Part15.209_RE(3m)            | Margin: 0                |
| Probe: HORN_3117_00167055(1-18GHZ)      | Polarity: Vertical       |
| EUT: Computer BOX                       | Power: AC 120V/60Hz      |
| Note: Mode 2:Transmit at 2462MHz by 11g |                          |



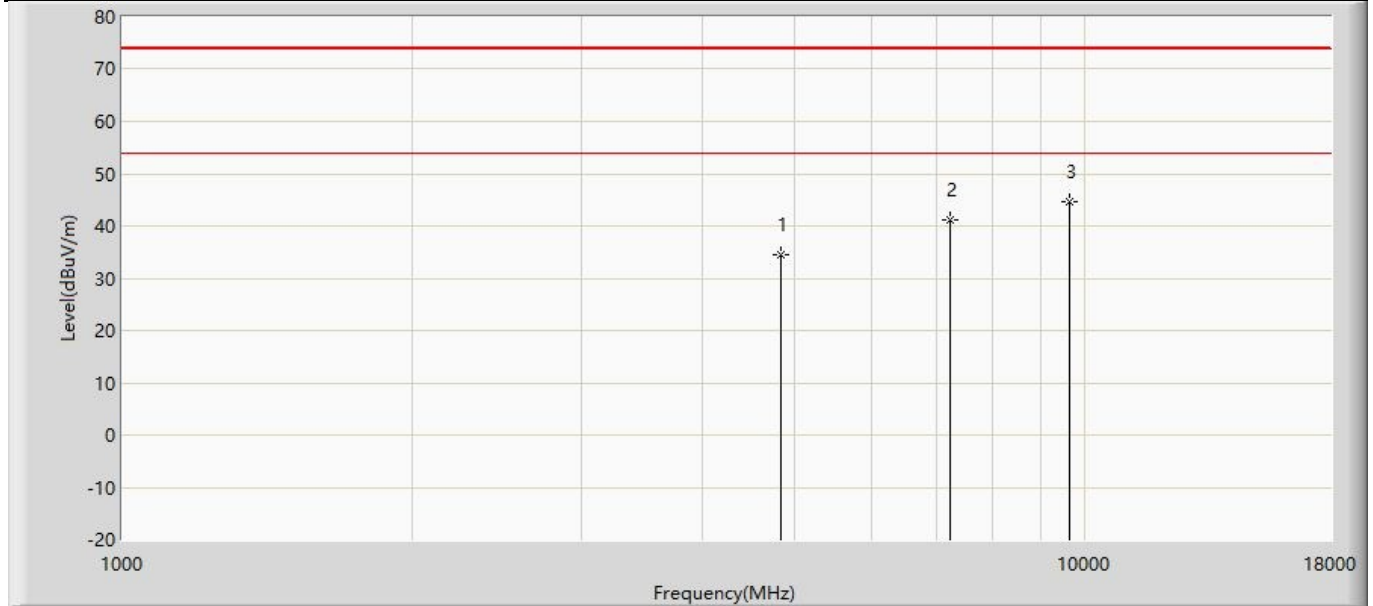
| No | Mark | Frequency (MHz) | Measure Level (dBuV/m) | Reading Level (dBuV) | Over Limit (dB) | Limit (dBuV/m) | Factor (dB) | Type |
|----|------|-----------------|------------------------|----------------------|-----------------|----------------|-------------|------|
| 1  |      | 4924.000        | 34.833                 | 49.043               | -39.167         | 74.000         | -14.210     | PK   |
| 2  |      | 7386.000        | 40.838                 | 48.670               | -33.162         | 74.000         | -7.832      | PK   |
| 3  | *    | 9848.000        | 45.917                 | 50.324               | -28.083         | 74.000         | -4.408      | PK   |

|   |                          |
|---|--------------------------|
| Profile: 2250810R                         | Page No.: 31             |
| Engineer: Yu Liu                          |                          |
| Site: AC5                                 | Time: 2022/06/16 - 22:16 |
| Limit: FCC_Part15.209_RE(3m)              | Margin: 0                |
| Probe: HORN_3117_00167055(1-18GHZ)        | Polarity: Horizontal     |
| EUT: Computer BOX                         | Power: AC 120V/60Hz      |
| Note: Mode 3:Transmit at 2412MHz by 11n20 |                          |



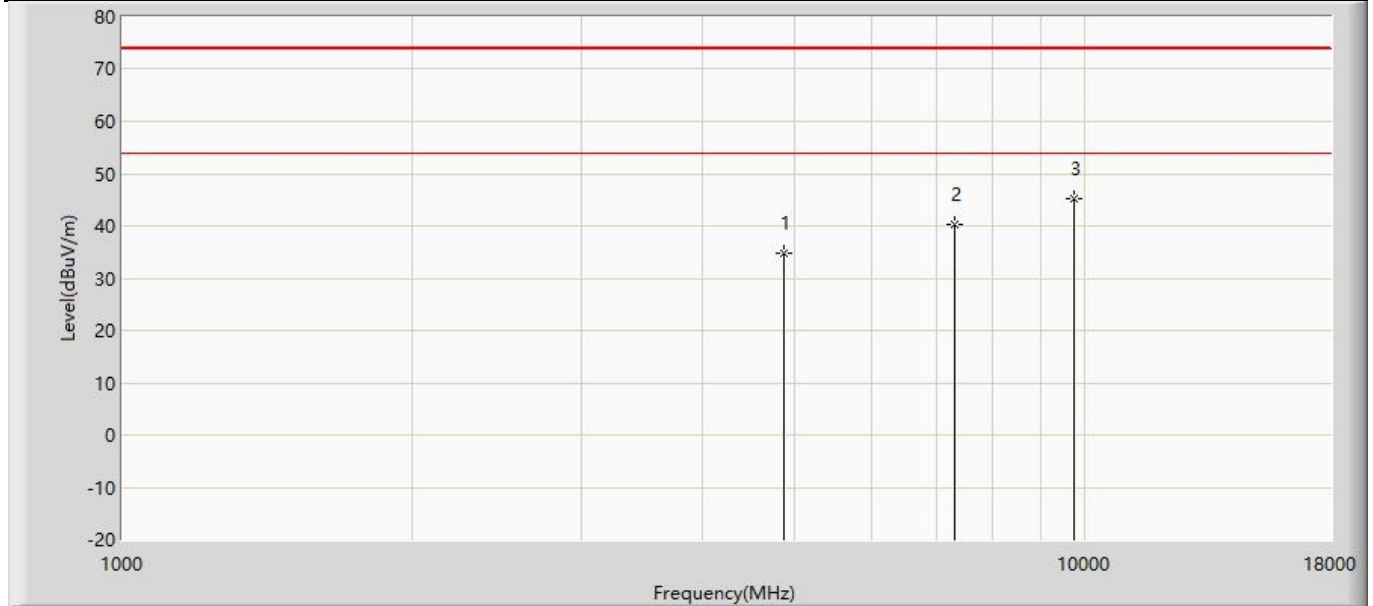
| No | Mark | Frequency (MHz) | Measure Level (dBuV/m) | Reading Level (dBuV) | Over Limit (dB) | Limit (dBuV/m) | Factor (dB) | Type |
|----|------|-----------------|------------------------|----------------------|-----------------|----------------|-------------|------|
| 1  |      | 4824.000        | 34.526                 | 49.200               | -39.474         | 74.000         | -14.674     | PK   |
| 2  |      | 7236.000        | 40.576                 | 48.970               | -33.424         | 74.000         | -8.394      | PK   |
| 3  | *    | 9648.000        | 45.219                 | 50.264               | -28.781         | 74.000         | -5.045      | PK   |

|   |                          |
|---|--------------------------|
| Profile: 2250810R                         | Page No.: 32             |
| Engineer: Yu Liu                          |                          |
| Site: AC5                                 | Time: 2022/06/16 - 22:16 |
| Limit: FCC_Part15.209_RE(3m)              | Margin: 0                |
| Probe: HORN_3117_00167055(1-18GHZ)        | Polarity: Vertical       |
| EUT: Computer BOX                         | Power: AC 120V/60Hz      |
| Note: Mode 3:Transmit at 2412MHz by 11n20 |                          |



| No | Mark | Frequency (MHz) | Measure Level (dBuV/m) | Reading Level (dBuV) | Over Limit (dB) | Limit (dBuV/m) | Factor (dB) | Type |
|----|------|-----------------|------------------------|----------------------|-----------------|----------------|-------------|------|
| 1  |      | 4824.000        | 34.590                 | 49.264               | -39.410         | 74.000         | -14.674     | PK   |
| 2  |      | 7236.000        | 41.093                 | 49.487               | -32.907         | 74.000         | -8.394      | PK   |
| 3  | *    | 9648.000        | 44.776                 | 49.821               | -29.224         | 74.000         | -5.045      | PK   |

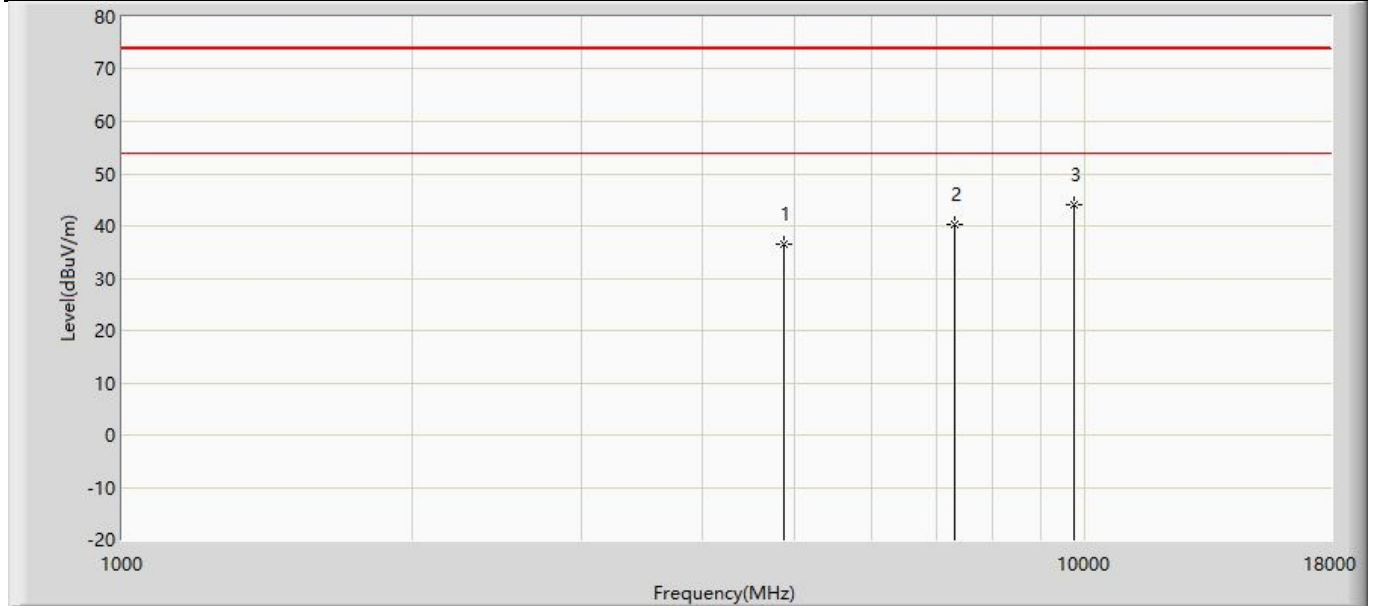
|   |                          |
|---|--------------------------|
| Profile: 2250810R                         | Page No.: 33             |
| Engineer: Yu Liu                          |                          |
| Site: AC5                                 | Time: 2022/06/16 - 22:16 |
| Limit: FCC_Part15.209_RE(3m)              | Margin: 0                |
| Probe: HORN_3117_00167055(1-18GHZ)        | Polarity: Horizontal     |
| EUT: Computer BOX                         | Power: AC 120V/60Hz      |
| Note: Mode 3:Transmit at 2437MHz by 11n20 |                          |



| No | Mark | Frequency (MHz) | Measure Level (dBuV/m) | Reading Level (dBuV) | Over Limit (dB) | Limit (dBuV/m) | Factor (dB) | Type |
|----|------|-----------------|------------------------|----------------------|-----------------|----------------|-------------|------|
| 1  |      | 4874.000        | 34.811                 | 49.251               | -39.189         | 74.000         | -14.440     | PK   |
| 2  |      | 7311.000        | 40.421                 | 48.720               | -33.579         | 74.000         | -8.299      | PK   |
| 3  | *    | 9748.000        | 45.138                 | 49.816               | -28.862         | 74.000         | -4.677      | PK   |

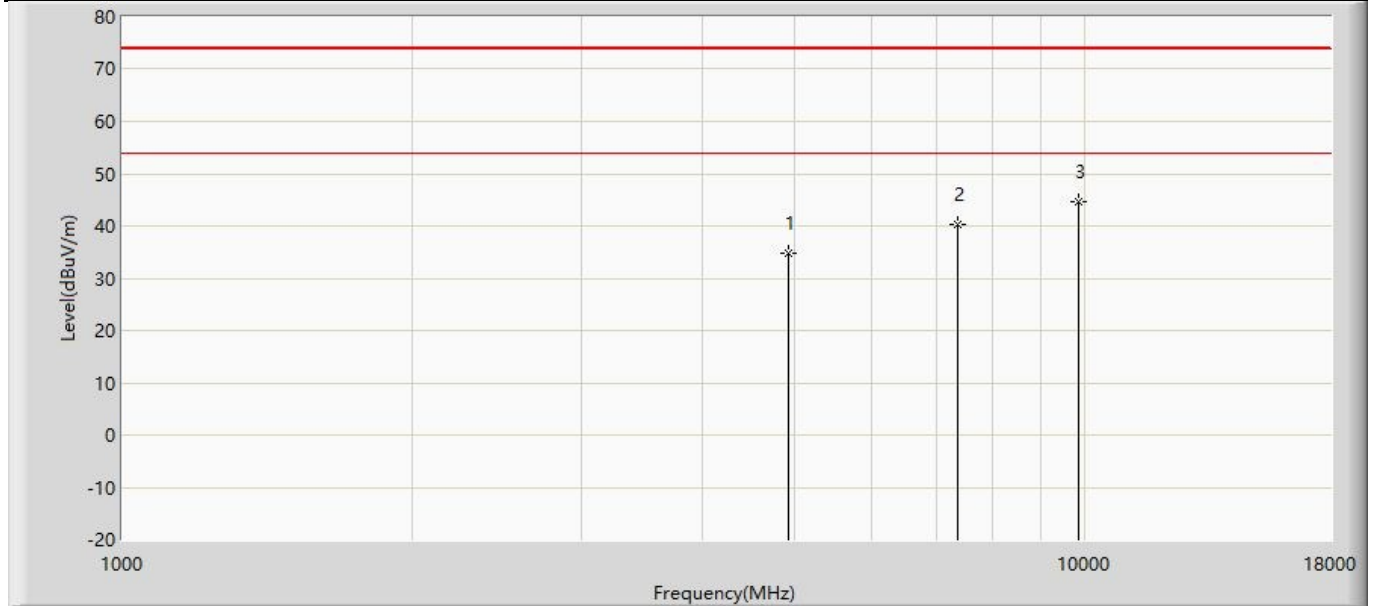


|   |                          |
|---|--------------------------|
| Profile: 2250810R                         | Page No.: 34             |
| Engineer: Yu Liu                          |                          |
| Site: AC5                                 | Time: 2022/06/16 - 22:16 |
| Limit: FCC_Part15.209_RE(3m)              | Margin: 0                |
| Probe: HORN_3117_00167055(1-18GHZ)        | Polarity: Vertical       |
| EUT: Computer BOX                         | Power: AC 120V/60Hz      |
| Note: Mode 3:Transmit at 2437MHz by 11n20 |                          |



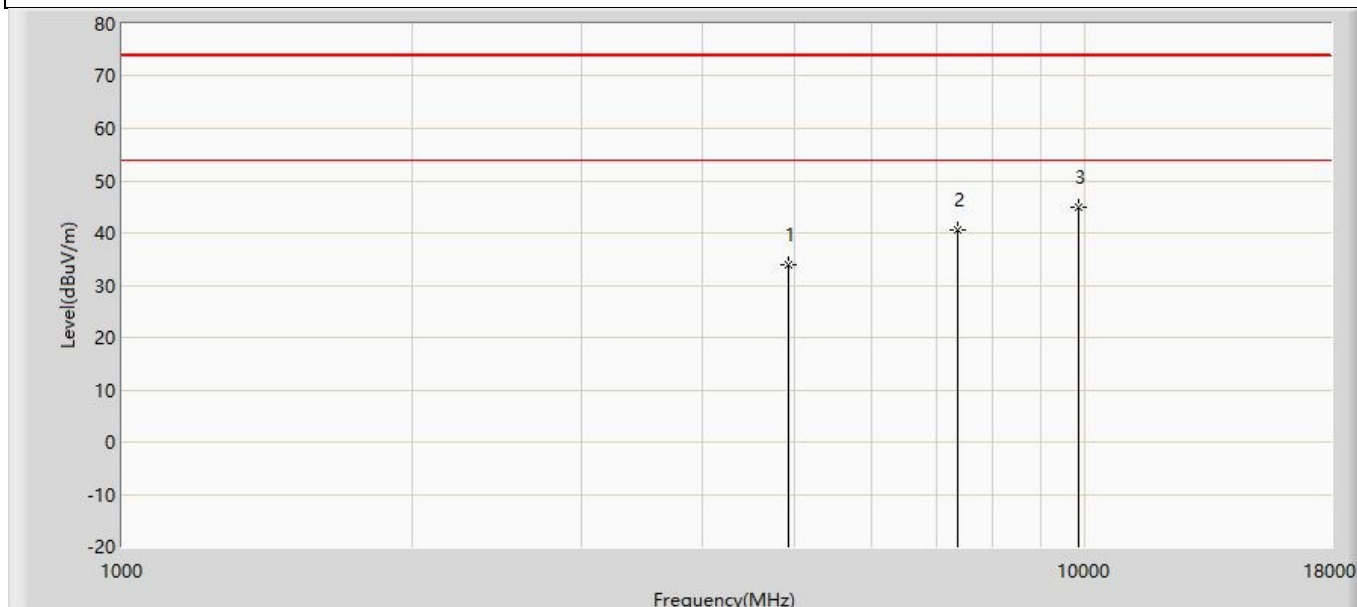
| No | Mark | Frequency (MHz) | Measure Level (dBuV/m) | Reading Level (dBuV) | Over Limit (dB) | Limit (dBuV/m) | Factor (dB) | Type |
|----|------|-----------------|------------------------|----------------------|-----------------|----------------|-------------|------|
| 1  |      | 4874.000        | 36.456                 | 50.896               | -37.544         | 74.000         | -14.440     | PK   |
| 2  |      | 7311.000        | 40.290                 | 48.589               | -33.710         | 74.000         | -8.299      | PK   |
| 3  | *    | 9748.000        | 44.029                 | 48.707               | -29.971         | 74.000         | -4.677      | PK   |

|   |                          |
|---|--------------------------|
| Profile: 2250810R                         | Page No.: 35             |
| Engineer: Yu Liu                          |                          |
| Site: AC5                                 | Time: 2022/06/16 - 22:16 |
| Limit: FCC_Part15.209_RE(3m)              | Margin: 0                |
| Probe: HORN_3117_00167055(1-18GHZ)        | Polarity: Horizontal     |
| EUT: Computer BOX                         | Power: AC 120V/60Hz      |
| Note: Mode 3:Transmit at 2462MHz by 11n20 |                          |



| No | Mark | Frequency (MHz) | Measure Level (dBuV/m) | Reading Level (dBuV) | Over Limit (dB) | Limit (dBuV/m) | Factor (dB) | Type |
|----|------|-----------------|------------------------|----------------------|-----------------|----------------|-------------|------|
| 1  |      | 4924.000        | 34.788                 | 48.998               | -39.212         | 74.000         | -14.210     | PK   |
| 2  |      | 7386.000        | 40.326                 | 48.158               | -33.674         | 74.000         | -7.832      | PK   |
| 3  | *    | 9848.000        | 44.648                 | 49.055               | -29.352         | 74.000         | -4.408      | PK   |

|   |                          |
|---|--------------------------|
| Profile: 2250810R                         | Page No.: 36             |
| Engineer: Yu Liu                          |                          |
| Site: AC5                                 | Time: 2022/06/16 - 22:16 |
| Limit: FCC_Part15.209_RE(3m)              | Margin: 0                |
| Probe: HORN_3117_00167055(1-18GHZ)        | Polarity: Vertical       |
| EUT: Computer BOX                         | Power: AC 120V/60Hz      |
| Note: Mode 3:Transmit at 2462MHz by 11n20 |                          |



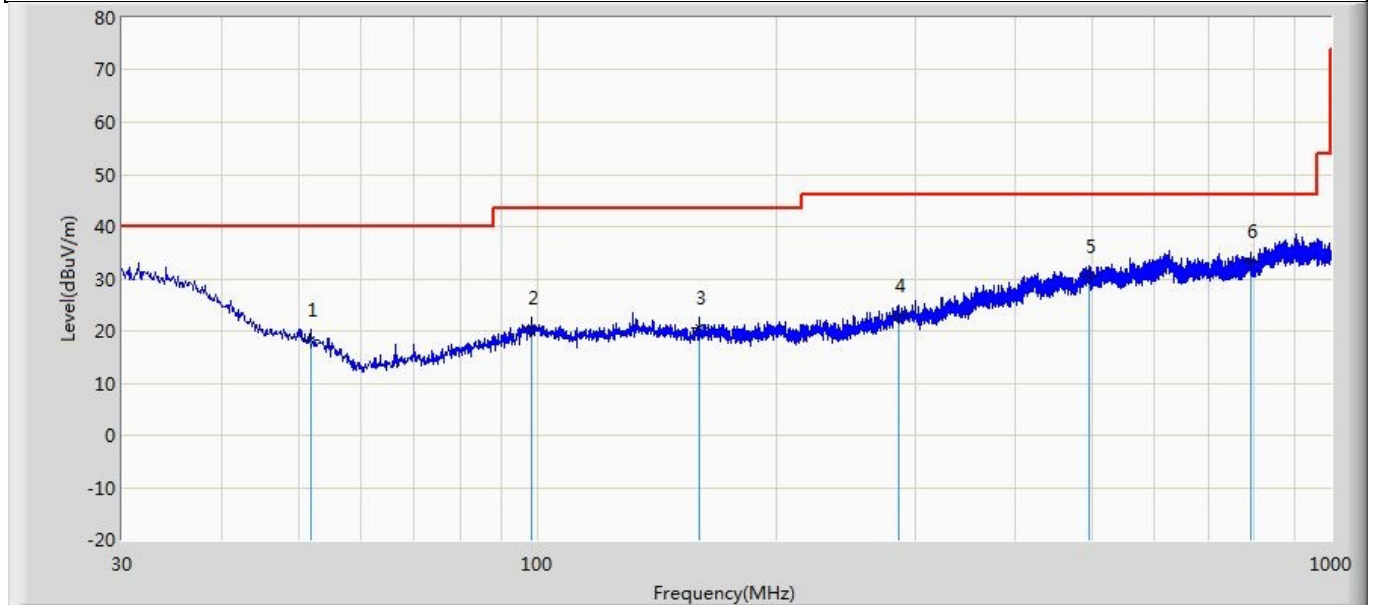
| No | Mark | Frequency (MHz) | Measure Level (dBuV/m) | Reading Level (dBuV) | Over Limit (dB) | Limit (dBuV/m) | Factor (dB) | Type |
|----|------|-----------------|------------------------|----------------------|-----------------|----------------|-------------|------|
| 1  |      | 4924.000        | 33.934                 | 48.144               | -40.066         | 74.000         | -14.210     | PK   |
| 2  |      | 7386.000        | 40.539                 | 48.371               | -33.461         | 74.000         | -7.832      | PK   |
| 3  | *    | 9848.000        | 44.928                 | 49.335               | -29.072         | 74.000         | -4.408      | PK   |

**Note:**

1. We have evaluated both SISO and CDD mode, shown in the report is the worst data.
2. Measure Level = Reading Level + Factor.
3. The test frequency range, 9kHz~30MHz, 18GHz~25GHz, both of the worst case are at least 6dB below the limits, therefore no data appear in the report.
4. This limit applies for using average detector, if the test result on peak is lower than average limit, then average measurement needn't be performed.
5. As the radiated emission was performed, so conducted emission was not tested.

**The worst case of Radiated Emission below 1GHz:**

|                                     |                          |
|-------------------------------------|--------------------------|
| Profile: 2250810R                   | Page No.: 37             |
| Engineer: YuLiu                     |                          |
| Site: AC2                           | Time: 2022/06/20 - 20:40 |
| Limit: FCC_Part15.209_RE(3m)_ClassB | Margin: 0                |
| Probe: AC2_3M(30-1000M)             | Polarity: Horizontal     |
| EUT: COMPUTER BOX                   | Power: 120V/60Hz         |
| Note: Mode 1                        |                          |

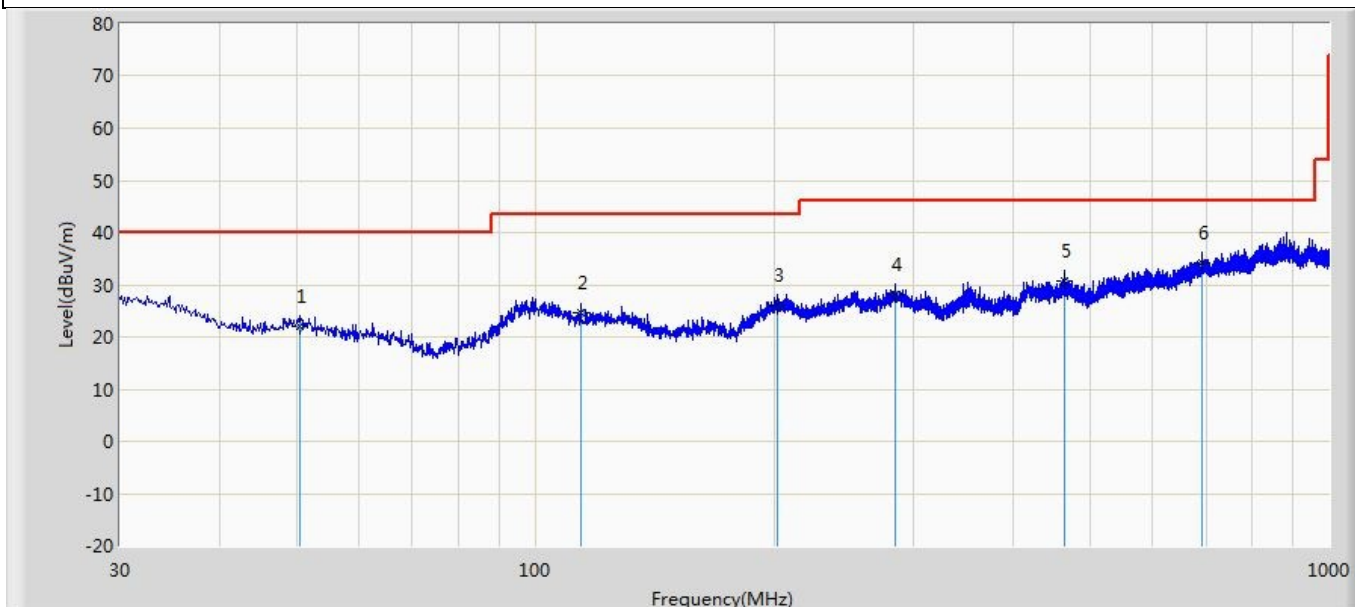


| No | Mark | Frequency (MHz) | Measure Level (dBuV/m) | Reading Level (dBuV) | Over Limit (dB) | Limit (dBuV/m) | Factor (dB) | Type |
|----|------|-----------------|------------------------|----------------------|-----------------|----------------|-------------|------|
| 1  |      | 51.825          | 18.221                 | 3.234                | -21.779         | 40.000         | 14.986      | QP   |
| 2  |      | 98.506          | 20.566                 | 4.062                | -22.934         | 43.500         | 16.504      | QP   |
| 3  |      | 159.738         | 20.503                 | 3.428                | -22.997         | 43.500         | 17.075      | QP   |
| 4  |      | 285.837         | 23.019                 | 2.534                | -22.981         | 46.000         | 20.484      | QP   |
| 5  |      | 496.570         | 30.570                 | 2.744                | -15.430         | 46.000         | 27.826      | QP   |
| 6  | *    | 792.784         | 33.209                 | 2.895                | -12.791         | 46.000         | 30.314      | QP   |

**Note:**

1. All Readings below 1GHz are Quasi-Peak, above are performed with peak and/or average measurements as necessary.
2. " \* ", means this data is the worst emission level.
3. Measurement Level = Reading Level + Factor(Probe+Cable-Amp)

|                                     |                          |
|-------------------------------------|--------------------------|
| Profile: 2250810R                   | Page No.: 38             |
| Engineer: YuLiu                     |                          |
| Site: AC2                           | Time: 2022/06/20 - 20:40 |
| Limit: FCC_Part15.209_RE(3m)_ClassB | Margin: 0                |
| Probe: AC2_3M(30-1000M)             | Polarity: Vertical       |
| EUT: COMPUTER BOX                   | Power: 120V/60Hz         |
| Note: Mode 1                        |                          |



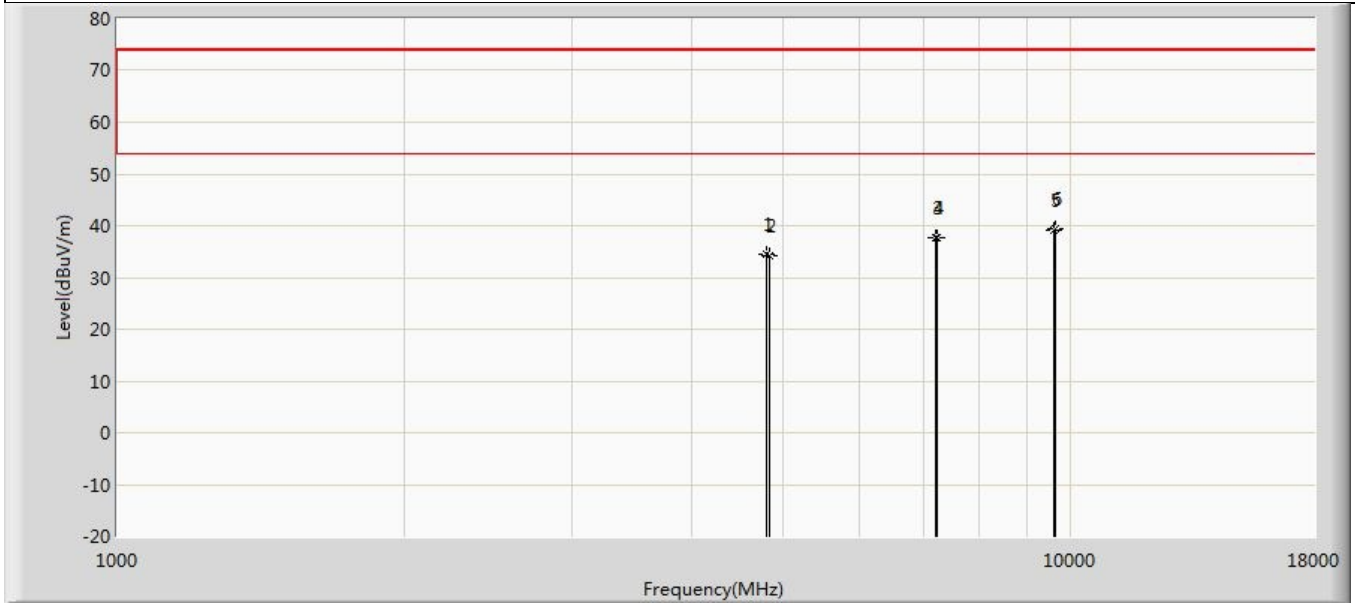
| No | Mark | Frequency (MHz) | Measure Level (dBuV/m) | Reading Level (dBuV) | Over Limit (dB) | Limit (dBuV/m) | Factor (dB) | Type |
|----|------|-----------------|------------------------|----------------------|-----------------|----------------|-------------|------|
| 1  |      | 50.612          | 21.929                 | 2.577                | -18.071         | 40.000         | 19.352      | QP   |
| 2  |      | 114.147         | 24.548                 | 4.223                | -18.952         | 43.500         | 20.325      | QP   |
| 3  |      | 201.569         | 25.974                 | 2.486                | -17.526         | 43.500         | 23.488      | QP   |
| 4  |      | 283.897         | 28.213                 | 3.068                | -17.787         | 46.000         | 25.145      | QP   |
| 5  |      | 463.832         | 30.712                 | 3.989                | -15.288         | 46.000         | 26.723      | QP   |
| 6  | *    | 692.631         | 34.132                 | 3.759                | -11.868         | 46.000         | 30.374      | QP   |

Note:

1. All Readings below 1GHz are Quasi-Peak, above are performed with peak and/or average measurements as necessary.
2. " \* ", means this data is the worst emission level.
3. Measurement Level = Reading Level + Factor(Probe+Cable-Amp)

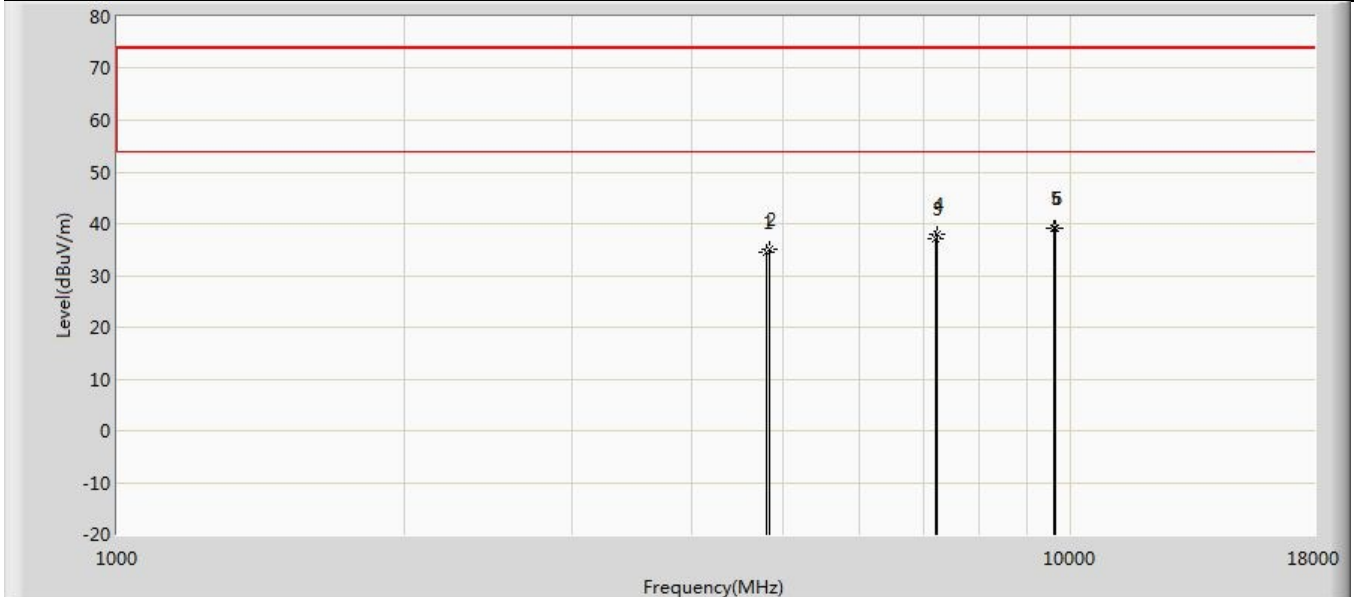
**The worst case of Simultaneous Radiated Emission:**

|   |                          |
|---|--------------------------|
| Profile: 2250810R                                 | Page No.: 9              |
| Engineer: YuLiu                                   |                          |
| Site: AC5   | Time: 2022/07/04 - 09:30 |
| Limit: FCC-15.209                                 | Margin: 0                |
| Probe: FCC_ANT-1-18G                              | Polarity: Horizontal     |
| EUT: COMPUTER BOX                                 | Power: AC 120V/60Hz      |
| Note: Mode 1:Transmit at BLE 2402MHz+WIFI 2412MHZ |                          |



| No | Mark | Frequency (MHz) | Measure Level (dBuV/m) | Reading Level (dBuV) | Over Limit (dB) | Limit (dBuV/m) | Factor (dB) | Type |
|----|------|-----------------|------------------------|----------------------|-----------------|----------------|-------------|------|
| 1  |      | 4804.000        | 34.525                 | 46.956               | -39.475         | 74.000         | -12.431     | PK   |
| 2  |      | 4824.000        | 34.306                 | 46.719               | -39.694         | 74.000         | -12.414     | PK   |
| 3  |      | 7206.000        | 37.650                 | 45.447               | -36.350         | 74.000         | -7.796      | PK   |
| 4  |      | 7236.000        | 37.806                 | 45.179               | -36.194         | 74.000         | -7.373      | PK   |
| 5  |      | 9608.000        | 39.160                 | 45.419               | -34.840         | 74.000         | -6.258      | PK   |
| 6  | *    | 9648.000        | 39.510                 | 45.246               | -34.490         | 74.000         | -5.735      | PK   |

|   |                          |
|---|--------------------------|
| Profile: 2250810R                                 | Page No.: 10             |
| Engineer: YuLiu                                   |                          |
| Site: AC5   | Time: 2022/07/04 - 09:31 |
| Limit: FCC-15.209                                 | Margin: 0                |
| Probe: FCC_ANT-1-18G                              | Polarity: Vertical       |
| EUT: COMPUTER BOX                                 | Power: AC 120V/60Hz      |
| Note: Mode 1:Transmit at BLE 2402MHz+WIFI 2412MHZ |                          |



| No | Mark | Frequency (MHz) | Measure Level (dBuV/m) | Reading Level (dBuV) | Over Limit (dB) | Limit (dBuV/m) | Factor (dB) | Type |
|----|------|-----------------|------------------------|----------------------|-----------------|----------------|-------------|------|
| 1  |      | 4804.000        | 34.528                 | 46.959               | -39.472         | 74.000         | -12.431     | PK   |
| 2  |      | 4824.000        | 35.083                 | 47.496               | -38.917         | 74.000         | -12.414     | PK   |
| 3  |      | 7206.000        | 37.097                 | 44.894               | -36.903         | 74.000         | -7.796      | PK   |
| 4  |      | 7236.000        | 38.028                 | 45.401               | -35.972         | 74.000         | -7.373      | PK   |
| 5  |      | 9608.000        | 39.081                 | 45.340               | -34.919         | 74.000         | -6.258      | PK   |
| 6  | *    | 9648.000        | 39.102                 | 44.838               | -34.898         | 74.000         | -5.735      | PK   |

|   |                      |
|---|----------------------|
| <b>4.3 Emissions in non-restricted frequency band</b> | <b>VERDICT: PASS</b> |
|---|----------------------|

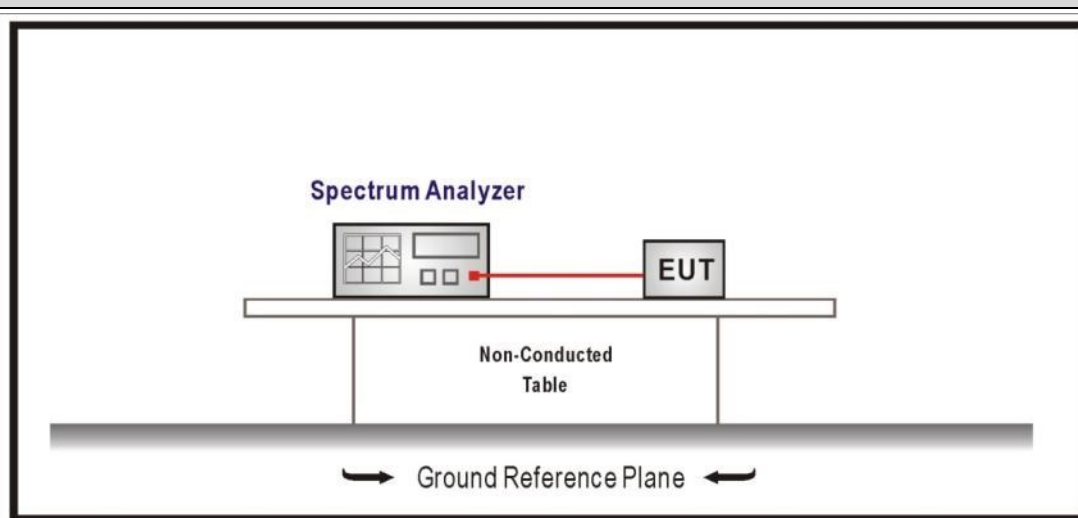
**4.3.1 Limit**

|                                     |   |  |
|-------------------------------------|---|--|
| <b>Standard</b>                     | FCC Part 15 Subpart C Paragraph 15.247(d) |  |
| RF Output power (Detection methods) | Limit(dB)                                 |  |
| RF Output power(Average detector)   | 30dBc(Note1)                              |  |
| RF Output power(PK detector)        | 20dBc(Note2)                              |  |

Note 1: If maximum conducted (average) output power was used to demonstrate compliance as described in 9.2, then the peak power in any 100 kHz bandwidth outside of the authorized frequency band shall be attenuated by at least 30 dB relative to the maximum in-band peak PSD level in 100 kHz (i.e., 30 dBc).

Note 2: If the maximum peak conducted output power procedure was used, then the peak output power measured in any 100 kHz bandwidth outside of the authorized frequency band shall be attenuated by at least 20 dB relative to the maximum in-band peak PSD level in 100 kHz (i.e., 20 dBc).

**4.3.2 Test Setup**



**4.3.3 Test Procedure**

| References Rule                                 | Chapter | Description                                 |
|---|---------|---|
| <input checked="" type="checkbox"/> ANSI C63.10 | 11.11   | Emissions in non-restricted frequency bands |
| <input checked="" type="checkbox"/> ANSI C63.10 | 11.11.1 | General                                     |
| <input checked="" type="checkbox"/> ANSI C63.10 | 11.11.2 | Reference level measurement                 |
| <input checked="" type="checkbox"/> ANSI C63.10 | 11.11.3 | Emission level measurement                  |



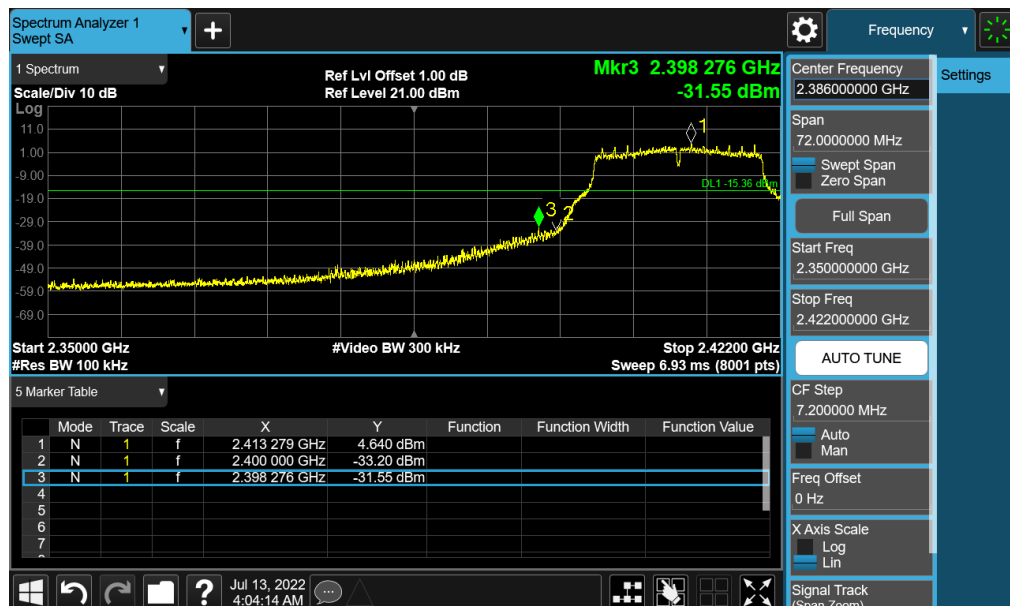
### 4.3.4 Test Data

| Mode | Channel | Test Frequency (MHz) | Maximum In-Band PSD[a] (dBm/100kHz) | Frequency (MHz) | Out-Band PSD[b] (dBm/100kHz) | [a]-[b] (dB) | Limit (dB) | Result |
|------|---------|----------------------|-------------------------------------|-----------------|------------------------------|--------------|------------|--------|
| 1    | 1       | 2412                 | 7.558                               | 2400            | -38.81                       | 46.368       | ≥30        | Pass   |
|      | 11      | 2462                 | 7.429                               | 2500            | -47.10                       | 54.529       | ≥30        | Pass   |
| 2    | 1       | 2412                 | 4.640                               | 2400            | -33.20                       | 37.840       | ≥30        | Pass   |
|      | 11      | 2462                 | 4.046                               | 2500            | -52.19                       | 56.236       | ≥30        | Pass   |
| 3    | 1       | 2412                 | 3.495                               | 2400            | -35.15                       | 38.645       | ≥30        | Pass   |
|      | 11      | 2462                 | 3.142                               | 2500            | -52.70                       | 55.842       | ≥30        | Pass   |

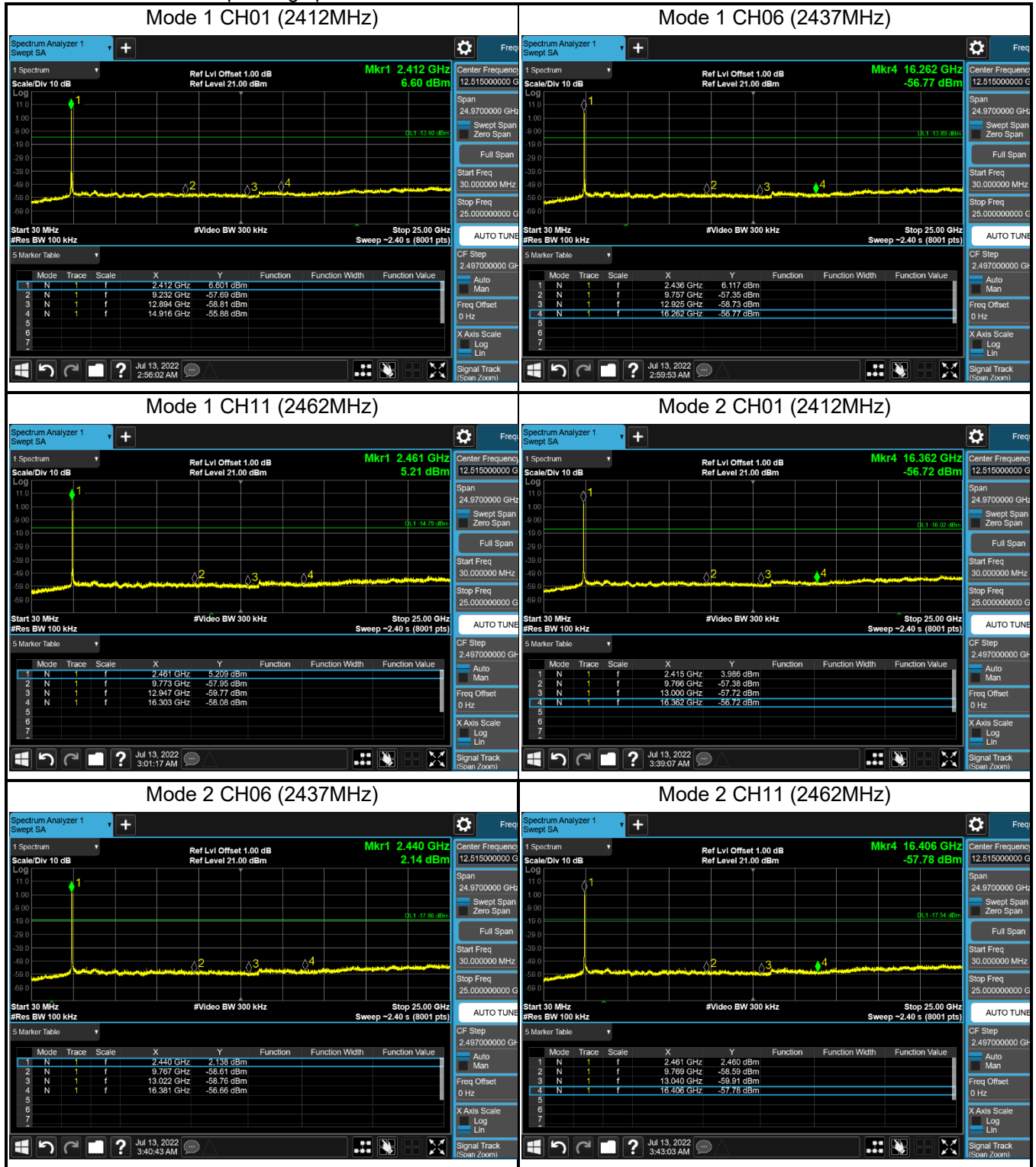
Note:1. We have evaluated SISO and MIMO mode, shown in the report is the worst data.

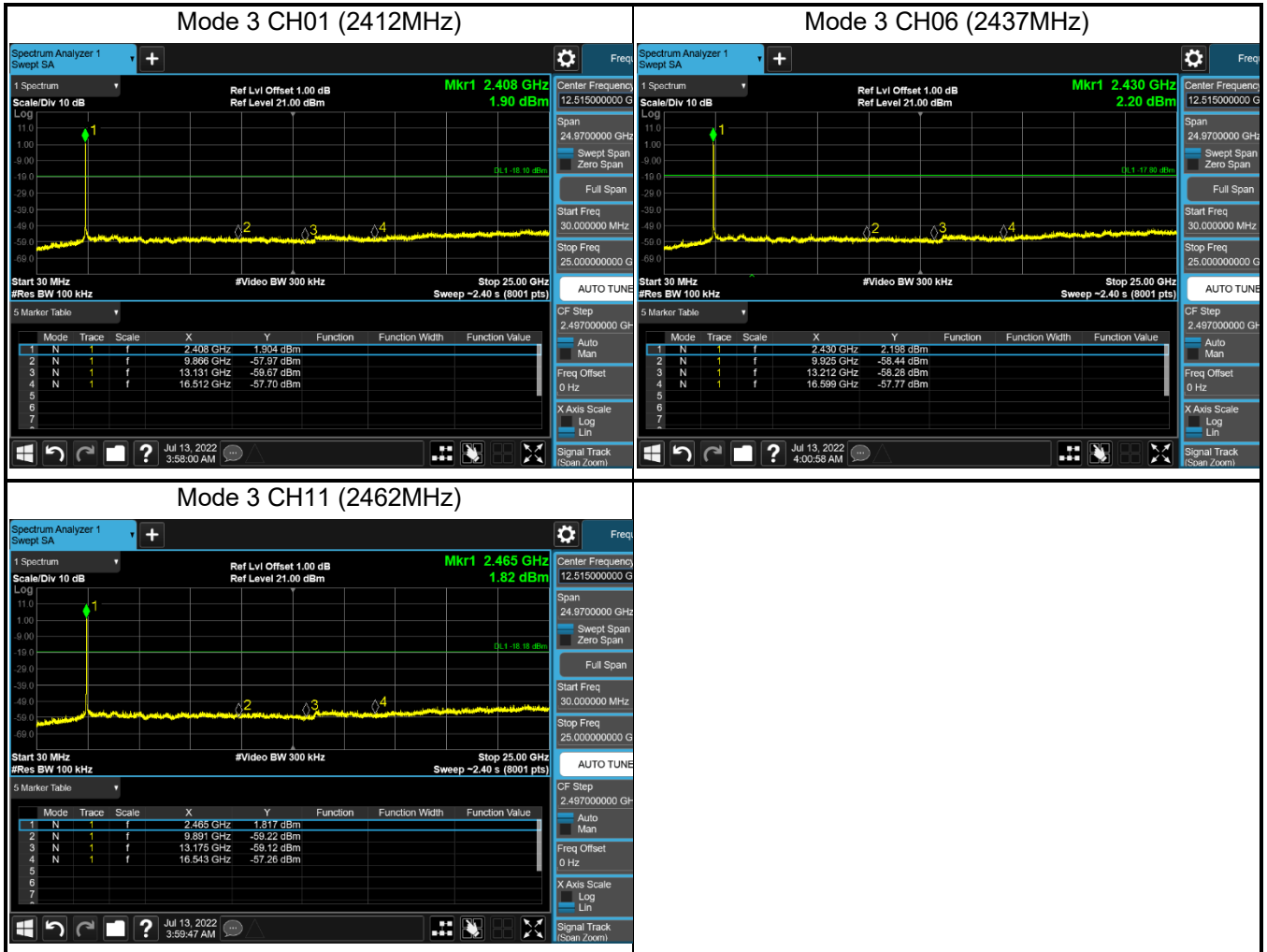
2. The worst case of emissions in non-restricted frequency bands as below:

Mode 2 CH01(2412MHz)



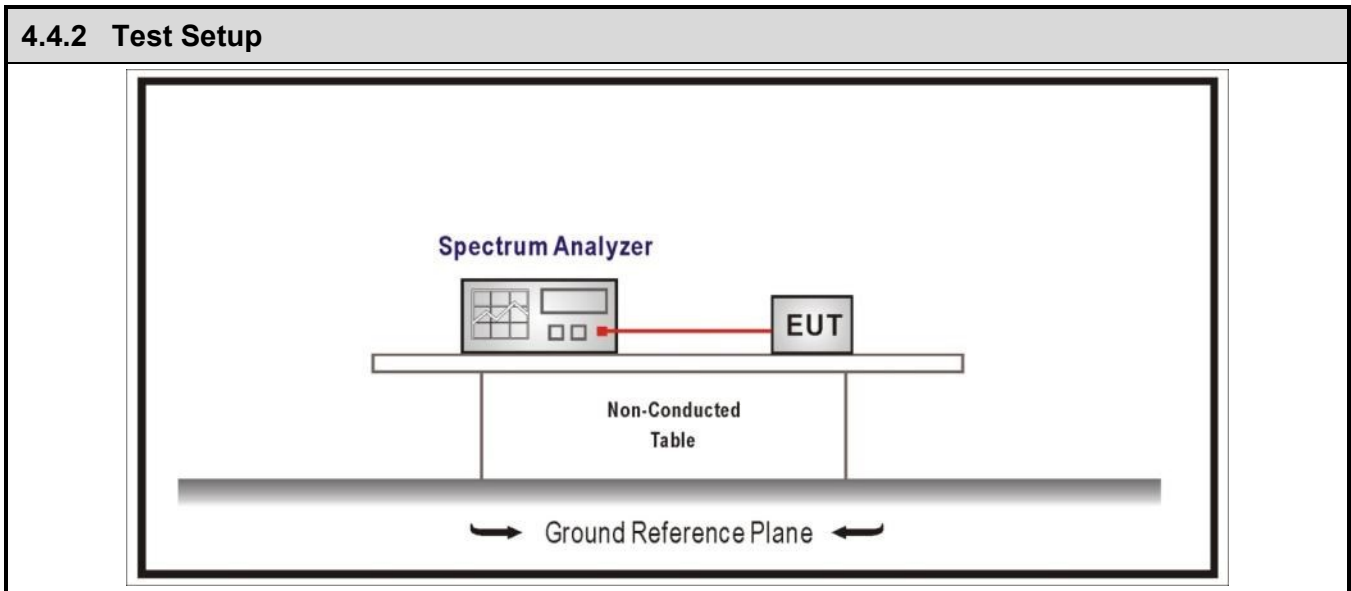
The data of entire corresponding spectrum:





|                       |                      |
|-----------------------|----------------------|
| <b>4.4 Duty cycle</b> | <b>VERDICT: PASS</b> |
|-----------------------|----------------------|

|                    |
|--------------------|
| <b>4.4.1 Limit</b> |
| N/A                |



| <b>4.4.3 Test Procedure</b>                     |         |  |  |
|---|---------|--|--|
| References Rule                                 | Chapter | Description  |  |
| <input checked="" type="checkbox"/> ANSI C63.10 | 11.6    | Duty cycle (D), transmission duration (T), and maximum power control level |  |

#### 4.4.4 Test Data

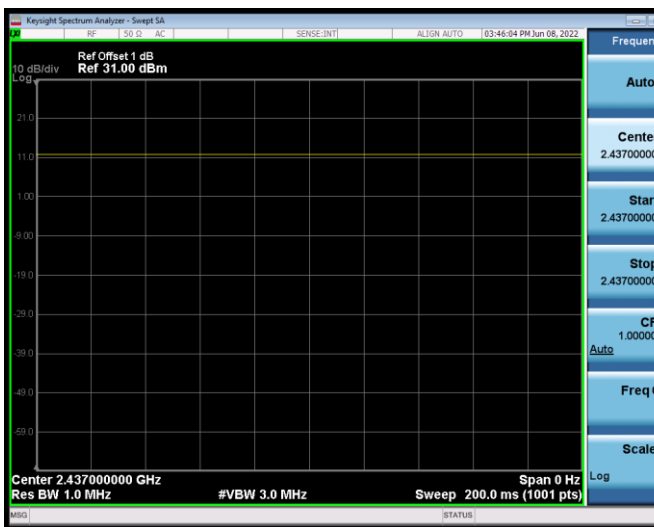
| Test Mode | Tx On (ms) | VBW (MHz) | Tx On + Tx Off (ms) | Duty Cycle (%) |
|-----------|------------|-----------|---------------------|----------------|
| Mode 1    | N/A        | 3         | N/A                 | 100            |
| Mode 2    | N/A        | 3         | N/A                 | 100            |
| Mode 3    | N/A        | 3         | N/A                 | 100            |

Note 1: T means the minimum transmission duration over which the transmitter is on and is transmitting at its maximum power control level for the tested mode of operation.

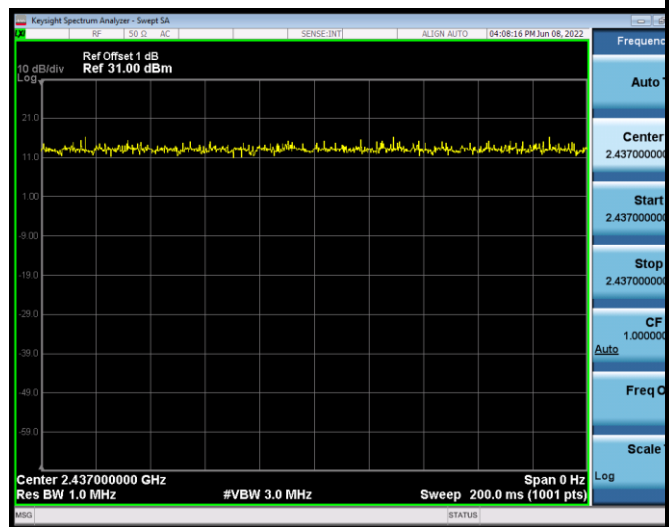
Note 2: According to KDB 558074, when test for Radiated Emission Band Edge and Radiated Emission, for average detector set:  $VBW \geq 1/T$  will be used.

Note 3: When dutycycle  $\geq 98\%$ , for average detector set:  $VBW \geq 3\text{MHz}$  will be used.

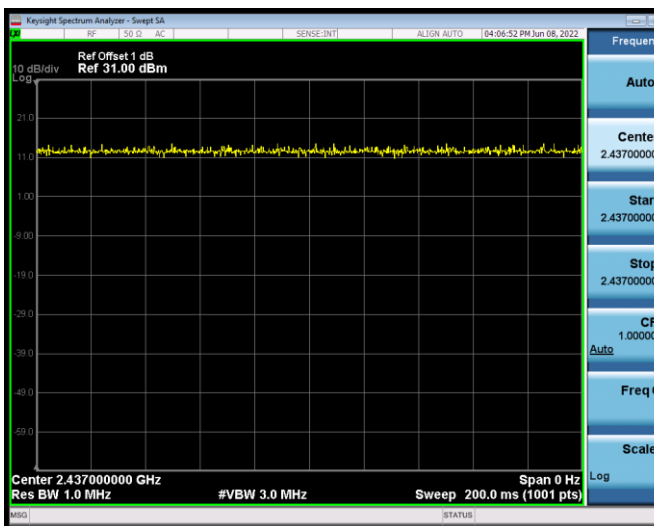
Mode 1 2437MHz



Mode 2 2437MHz



Mode 3 2437MHz



|  |                      |
|--|----------------------|
| <b>4.5 Radiated Emission Band Edge</b> | <b>VERDICT: PASS</b> |
|--|----------------------|

**4.5.1 Limit**

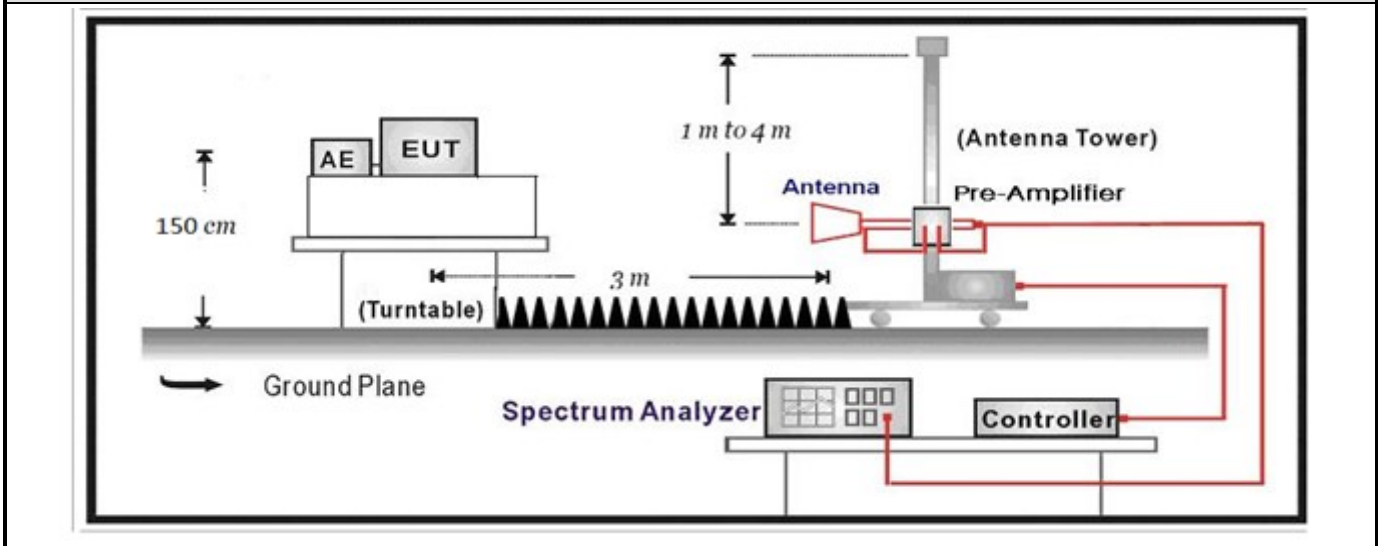
**Standard** FCC Part 15 Subpart C Paragraph 15.247(d) , 15.205, 15.209

| Frequency bands (MHz) | Detector | Limit (dBµV/m) | RBW (MHz) | Distance (m) |
|-----------------------|----------|----------------|-----------|--------------|
| 2310-2390             | PK       | 74             | 1         | 3            |
| 2483.5-2500           | AV       | 54             | 1         | 3            |

Note: The field strength of emissions appearing within these frequency bands shall not exceed the limits.

**4.5.2 Test Setup**

Above 1GHz Test Setup:

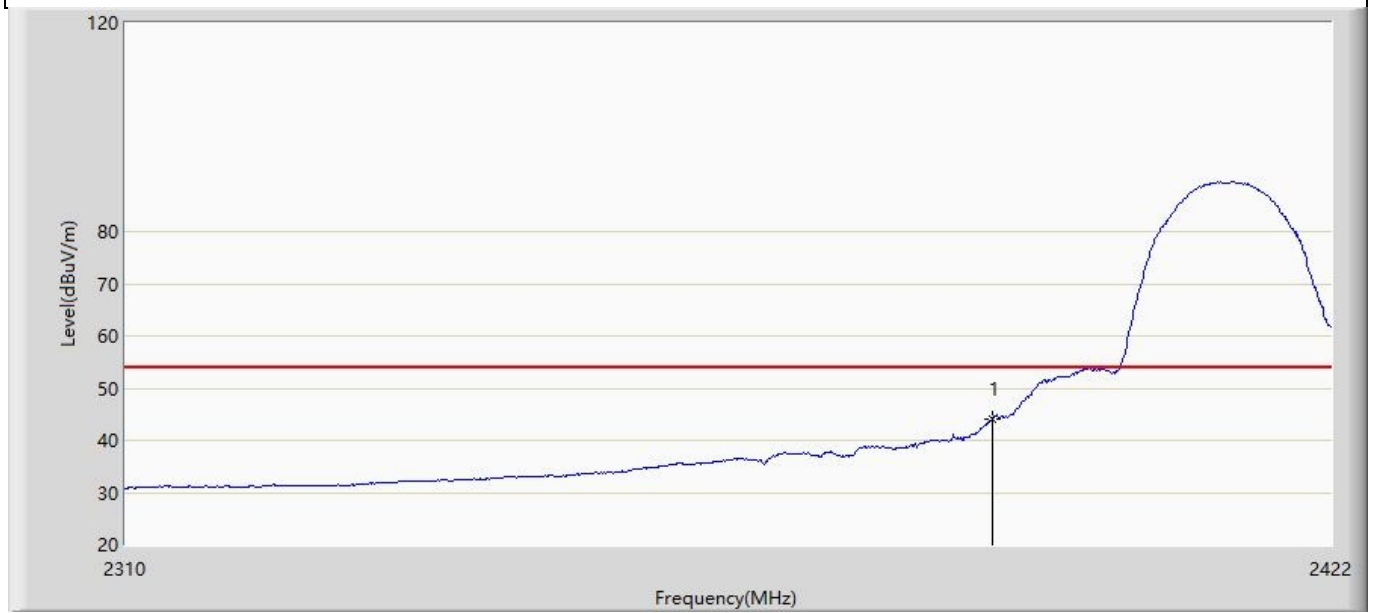


| 4.5.3 Test Procedure                |   |         |  |
|-------------------------------------|---|---------|--|
|                                     | References Rule                                 | Chapter | Description  |
| <input checked="" type="checkbox"/> | ANSI C63.10                                     | 6.10    | Band-edge testing  |
|                                     | <input checked="" type="checkbox"/> ANSI C63.10 | 6.10.5  | Restricted-band band-edge measurements   |
|                                     | <input type="checkbox"/> ANSI C63.10            | 6.10.6  | Marker-delta method  |
| <input checked="" type="checkbox"/> | ANSI C63.10                                     | 11.12   | Emissions in restricted frequency bands  |
|                                     | <input checked="" type="checkbox"/> ANSI C63.10 | 11.12.1 | Radiated emission measurements   |
|                                     | <input checked="" type="checkbox"/> ANSI C63.10 | 6.3     | Radiated spurious emission test  |
| <input type="checkbox"/>            | ANSI C63.10                                     | 6.4     | Radiated emissions from unlicensed wireless devices below 30 MHz                                 |
| <input type="checkbox"/>            | ANSI C63.10                                     | 6.5     | Radiated emissions from unlicensed wireless devices in the frequency range of 30 MHz to 1000 MHz |
| <input checked="" type="checkbox"/> | ANSI C63.10                                     | 6.6     | Radiated emissions from unlicensed wireless devices above 1 GHz                                  |

**4.5.4 Test Data**

**SISO Antenna1:**

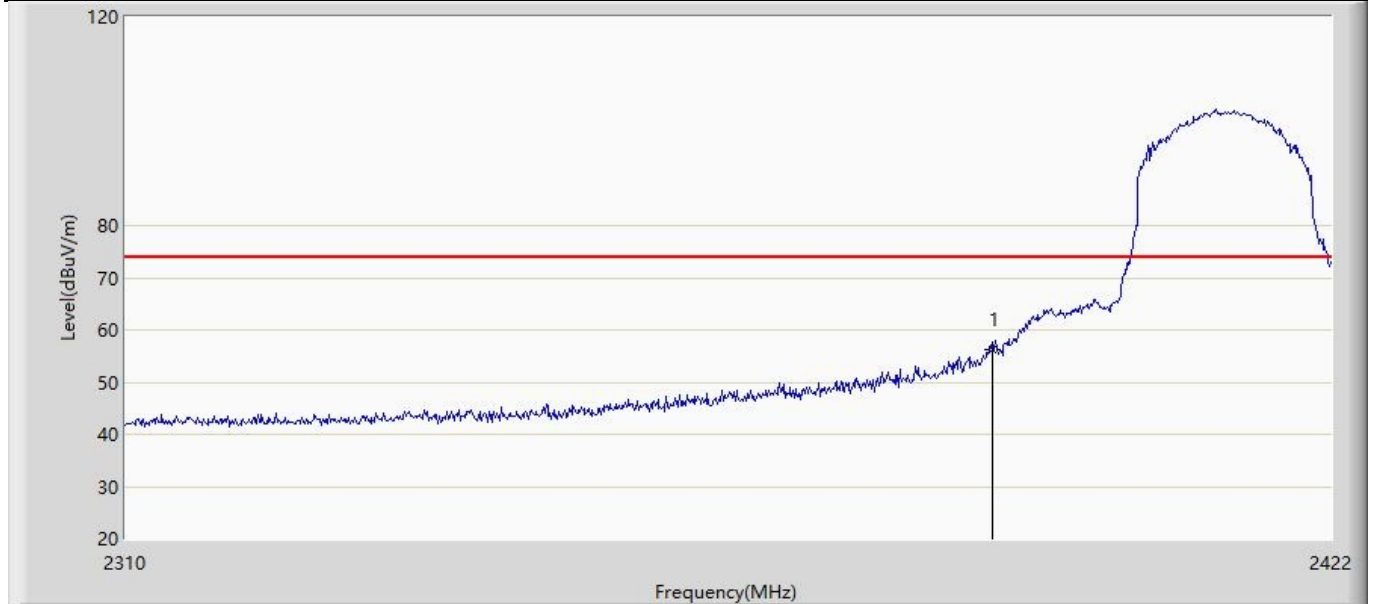
|   |                          |
|---|--------------------------|
| Profile: 2250810R                       | Page No.: 1              |
| Engineer: Yu Liu                        |                          |
| Site: AC5                               | Time: 2020/03/12 - 00:39 |
| Limit: FCC_Part15.209_RE(3m)            | Margin: 0                |
| Probe: HORN_3117_00167055(1-18GHZ)      | Polarity: Horizontal     |
| EUT: Computer BOX                       | Power: AC 120V/60Hz      |
| Note: Mode 1:Transmit at 2412MHz by 11b |                          |



| No | Mark | Frequency (MHz) | Measure Level (dBuV/m) | Reading Level (dBuV) | Over Limit (dB) | Limit (dBuV/m) | Factor (dB) | Type |
|----|------|-----------------|------------------------|----------------------|-----------------|----------------|-------------|------|
| 1  | *    | 2390.000        | 44.125                 | 12.983               | -9.875          | 54.000         | 31.141      | AV   |

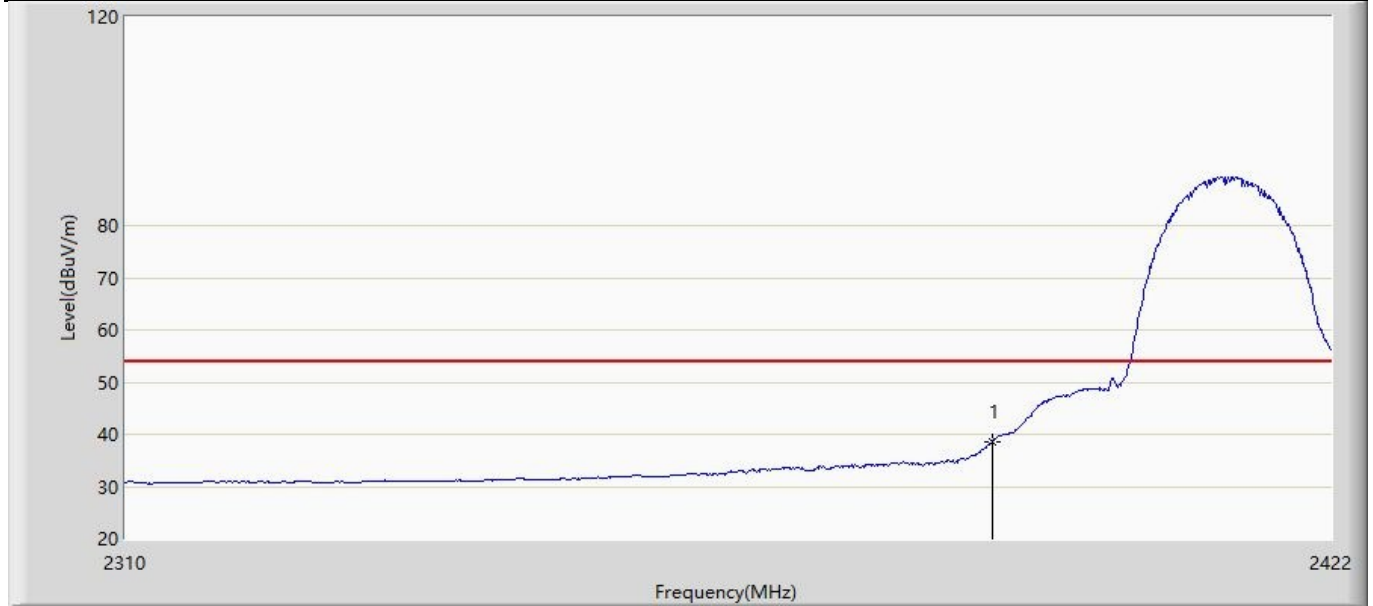


|   |                          |
|---|--------------------------|
| Profile: 2250810R                       | Page No.: 2              |
| Engineer: Yu Liu                        |                          |
| Site: AC5                               | Time: 2022/06/23 - 07:40 |
| Limit: FCC_Part15.209_RE(3m)            | Margin: 0                |
| Probe: HORN_3117_00167055(1-18GHZ)      | Polarity: Horizontal     |
| EUT: Computer BOX                       | Power: AC 120V/60Hz      |
| Note: Mode 1:Transmit at 2412MHz by 11b |                          |



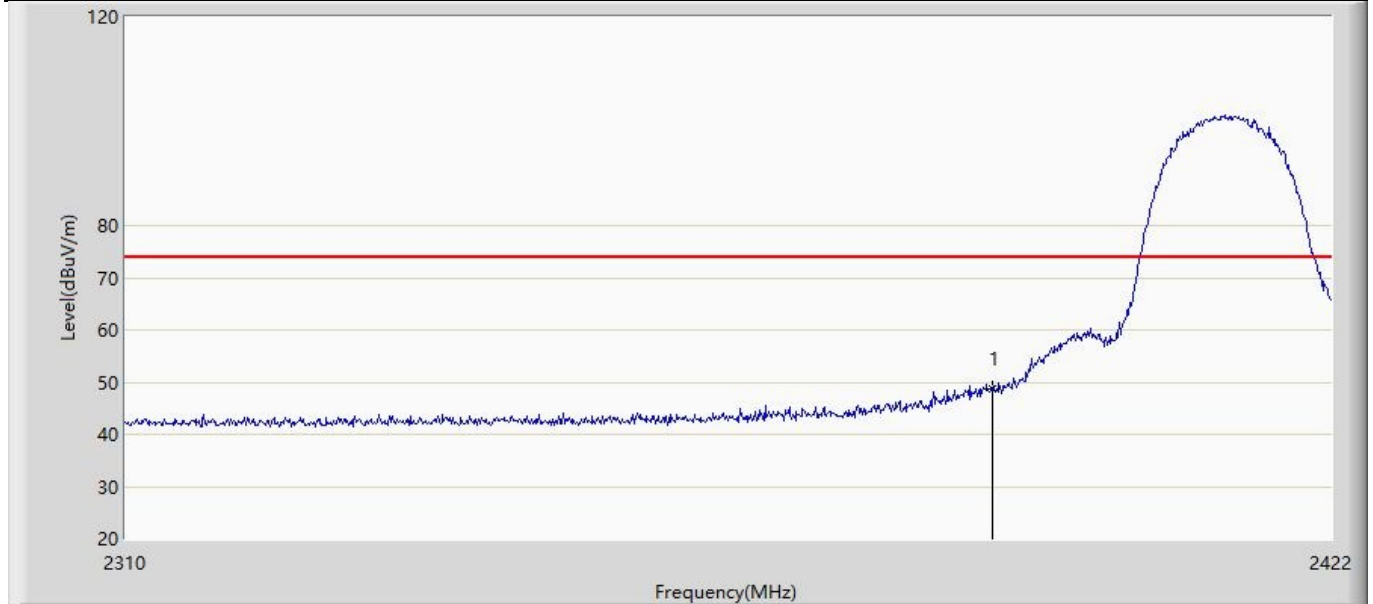
| No | Mark | Frequency (MHz) | Measure Level (dBuV/m) | Reading Level (dBuV) | Over Limit (dB) | Limit (dBuV/m) | Factor (dB) | Type |
|----|------|-----------------|------------------------|----------------------|-----------------|----------------|-------------|------|
| 1  | *    | 2390.000        | 56.200                 | 25.058               | -17.800         | 74.000         | 31.141      | PK   |

|   |                          |
|---|--------------------------|
| Profile: 2250810R                       | Page No.: 3              |
| Engineer: Yu Liu                        |                          |
| Site: AC5                               | Time: 2022/06/23 - 07:41 |
| Limit: FCC_Part15.209_RE(3m)            | Margin: 0                |
| Probe: HORN_3117_00167055(1-18GHZ)      | Polarity: Vertical       |
| EUT: Computer BOX                       | Power: AC 120V/60Hz      |
| Note: Mode 1:Transmit at 2412MHz by 11b |                          |



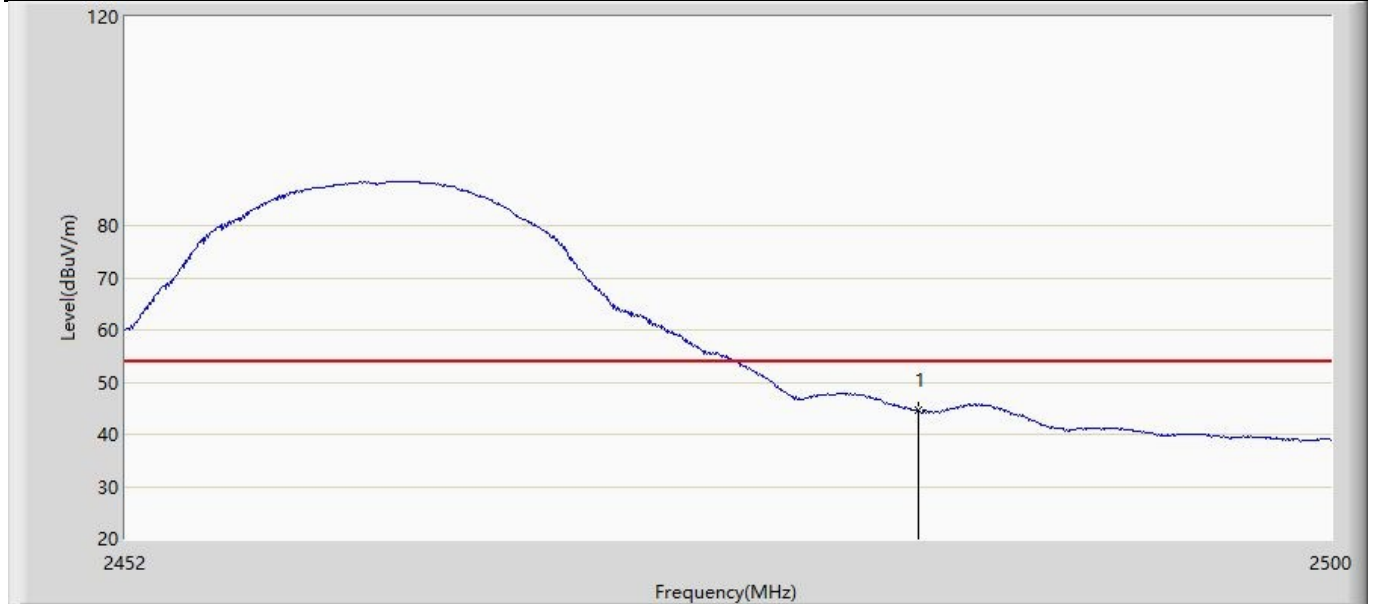
| No | Mark | Frequency (MHz) | Measure Level (dBuV/m) | Reading Level (dBuV) | Over Limit (dB) | Limit (dBuV/m) | Factor (dB) | Type |
|----|------|-----------------|------------------------|----------------------|-----------------|----------------|-------------|------|
| 1  | *    | 2390.000        | 38.691                 | 7.549                | -15.309         | 54.000         | 31.141      | AV   |

|   |                          |
|---|--------------------------|
| Profile: 2250810R                       | Page No.: 4              |
| Engineer: Yu Liu                        |                          |
| Site: AC5                               | Time: 2022/06/23 - 07:42 |
| Limit: FCC_Part15.209_RE(3m)            | Margin: 0                |
| Probe: HORN_3117_00167055(1-18GHZ)      | Polarity: Vertical       |
| EUT: Computer BOX                       | Power: AC 120V/60Hz      |
| Note: Mode 1:Transmit at 2402MHz by 11b |                          |



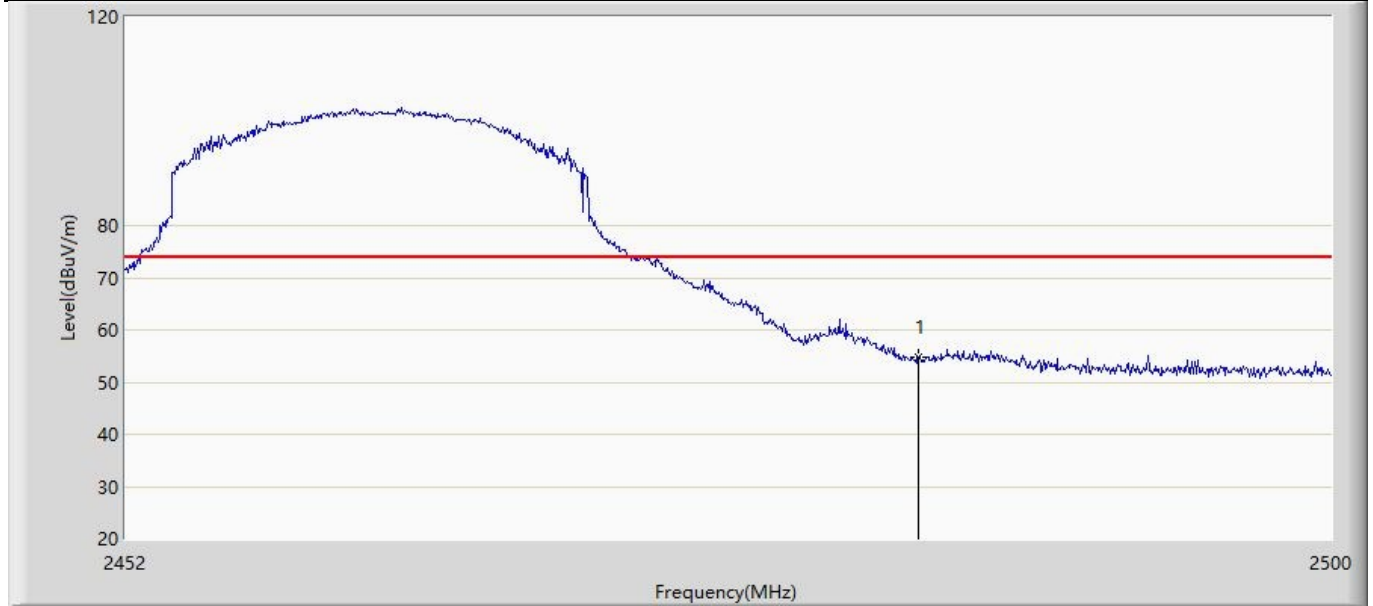
| No | Mark | Frequency (MHz) | Measure Level (dBuV/m) | Reading Level (dBuV) | Over Limit (dB) | Limit (dBuV/m) | Factor (dB) | Type |
|----|------|-----------------|------------------------|----------------------|-----------------|----------------|-------------|------|
| 1  | *    | 2390.000        | 48.650                 | 17.508               | -25.350         | 74.000         | 31.141      | PK   |

|   |                          |
|---|--------------------------|
| Profile: 2250810R                       | Page No.: 5              |
| Engineer: Yu Liu                        |                          |
| Site: AC5                               | Time: 2022/06/23 - 07:44 |
| Limit: FCC_Part15.209_RE(3m)            | Margin: 0                |
| Probe: HORN_3117_00167055(1-18GHZ)      | Polarity: Horizontal     |
| EUT: Computer BOX                       | Power: AC 120V/60Hz      |
| Note: Mode 1:Transmit at 2462MHz by 11b |                          |



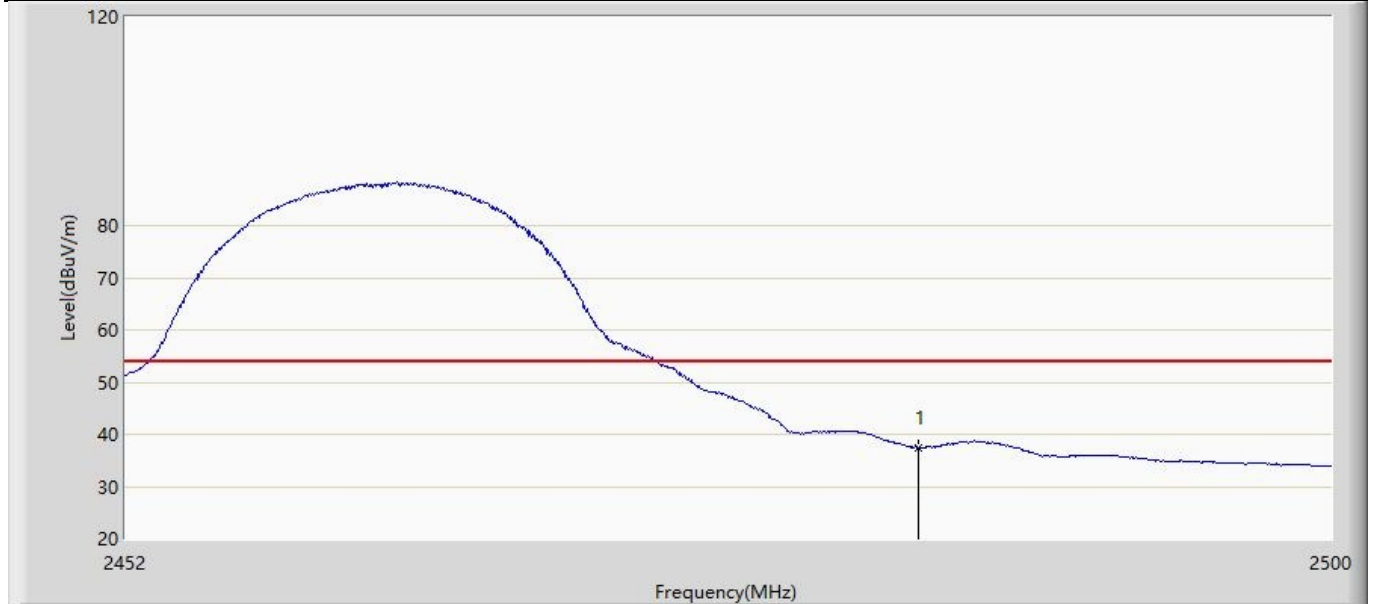
| No | Mark | Frequency (MHz) | Measure Level (dBuV/m) | Reading Level (dBuV) | Over Limit (dB) | Limit (dBuV/m) | Factor (dB) | Type |
|----|------|-----------------|------------------------|----------------------|-----------------|----------------|-------------|------|
| 1  | *    | 2483.500        | 44.558                 | 13.132               | -9.442          | 54.000         | 31.426      | AV   |

|   |                          |
|---|--------------------------|
| Profile: 2250810R                       | Page No.: 6              |
| Engineer: Yu Liu                        |                          |
| Site: AC5                               | Time: 2022/06/23 - 07:49 |
| Limit: FCC_Part15.209_RE(3m)            | Margin: 0                |
| Probe: HORN_3117_00167055(1-18GHZ)      | Polarity: Horizontal     |
| EUT: Computer BOX                       | Power: AC 120V/60Hz      |
| Note: Mode 1:Transmit at 2462MHz by 11b |                          |



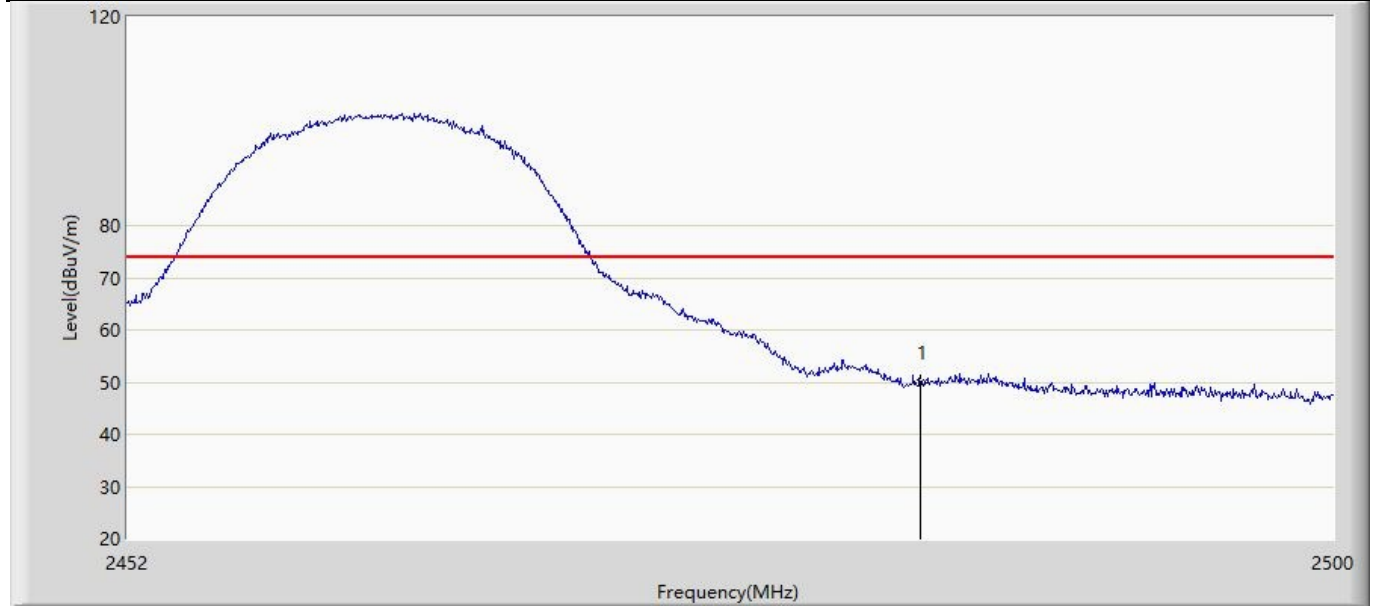
| No | Mark | Frequency (MHz) | Measure Level (dBuV/m) | Reading Level (dBuV) | Over Limit (dB) | Limit (dBuV/m) | Factor (dB) | Type |
|----|------|-----------------|------------------------|----------------------|-----------------|----------------|-------------|------|
| 1  | *    | 2483.500        | 54.670                 | 23.244               | -19.330         | 74.000         | 31.426      | PK   |

|   |                          |
|---|--------------------------|
| Profile: 2250810R                       | Page No.: 7              |
| Engineer: Yu Liu                        |                          |
| Site: AC5                               | Time: 2022/06/23 - 07:52 |
| Limit: FCC_Part15.209_RE(3m)            | Margin: 0                |
| Probe: HORN_3117_00167055(1-18GHZ)      | Polarity: Vertical       |
| EUT: Computer BOX                       | Power: AC 120V/60Hz      |
| Note: Mode 1:Transmit at 2462MHz by 11b |                          |



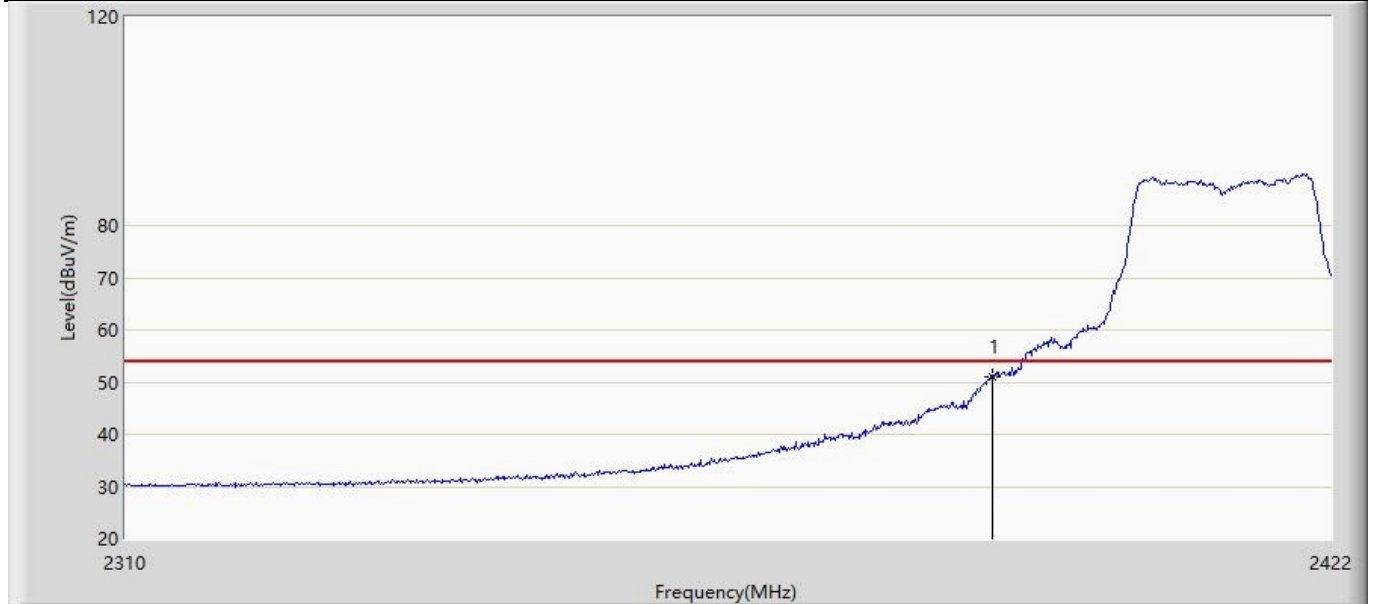
| No | Mark | Frequency (MHz) | Measure Level (dBuV/m) | Reading Level (dBuV) | Over Limit (dB) | Limit (dBuV/m) | Factor (dB) | Type |
|----|------|-----------------|------------------------|----------------------|-----------------|----------------|-------------|------|
| 1  | *    | 2483.500        | 37.340                 | 5.914                | -16.660         | 54.000         | 31.426      | AV   |

|   |                          |
|---|--------------------------|
| Profile: 2250810R                       | Page No.: 8              |
| Engineer: Yu Liu                        |                          |
| Site: AC5                               | Time: 2022/06/23 - 07:53 |
| Limit: FCC_Part15.209_RE(3m)            | Margin: 0                |
| Probe: HORN_3117_00167055(1-18GHZ)      | Polarity: Vertical       |
| EUT: Computer BOX                       | Power: AC 120V/60Hz      |
| Note: Mode 1:Transmit at 2462MHz by 11b |                          |



| No | Mark | Frequency (MHz) | Measure Level (dBuV/m) | Reading Level (dBuV) | Over Limit (dB) | Limit (dBuV/m) | Factor (dB) | Type |
|----|------|-----------------|------------------------|----------------------|-----------------|----------------|-------------|------|
| 1  | *    | 2483.500        | 49.962                 | 18.536               | -24.038         | 74.000         | 31.426      | PK   |

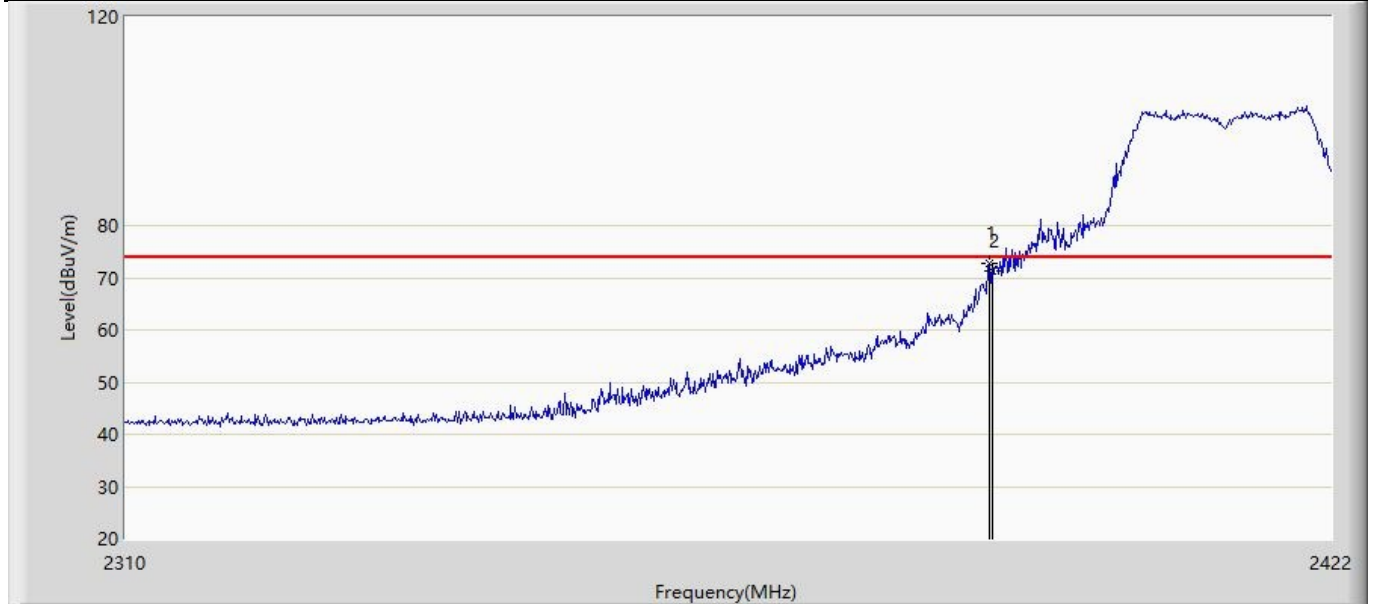
|   |                          |
|---|--------------------------|
| Profile: 2250810R                       | Page No.: 9              |
| Engineer: Yu Liu                        |                          |
| Site: AC5                               | Time: 2022/06/23 - 07:55 |
| Limit: FCC_Part15.209_RE(3m)            | Margin: 0                |
| Probe: HORN_3117_00167055(1-18GHZ)      | Polarity: Horizontal     |
| EUT: Computer BOX                       | Power: AC 120V/60Hz      |
| Note: Mode 2:Transmit at 2412MHz by 11g |                          |



| No | Mark | Frequency (MHz) | Measure Level (dBuV/m) | Reading Level (dBuV) | Over Limit (dB) | Limit (dBuV/m) | Factor (dB) | Type |
|----|------|-----------------|------------------------|----------------------|-----------------|----------------|-------------|------|
| 1  | *    | 2390.000        | 51.070                 | 19.928               | -2.930          | 54.000         | 31.141      | AV   |

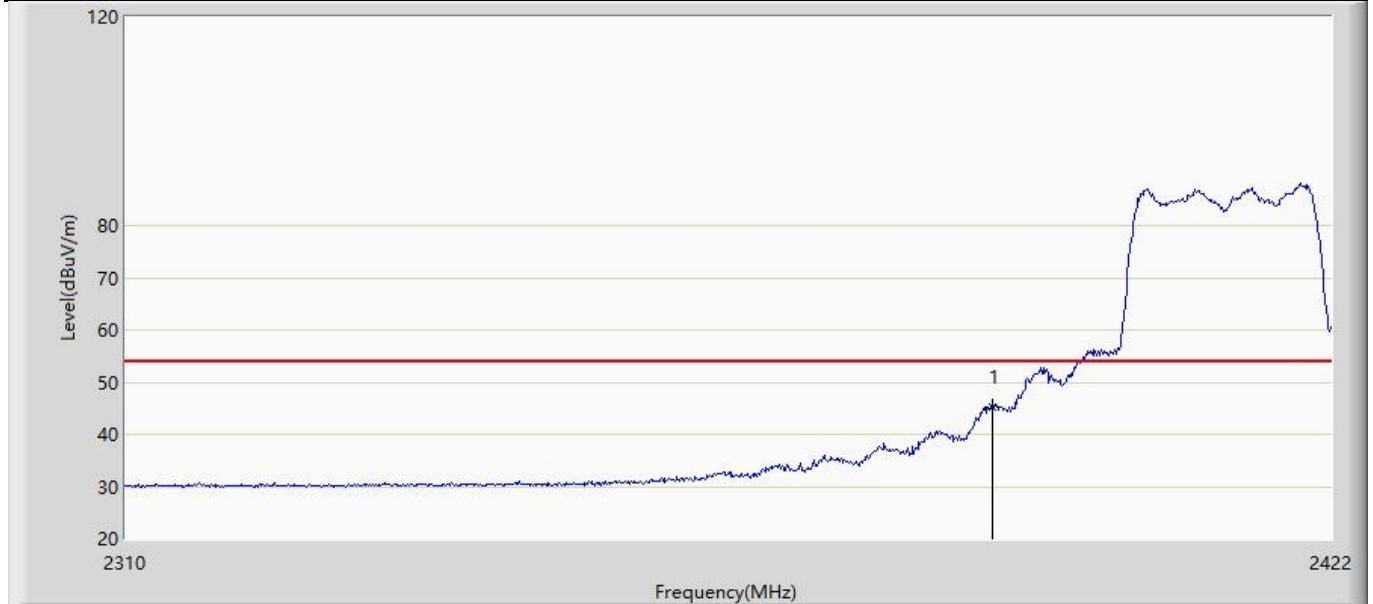


|   |                          |
|---|--------------------------|
| Profile: 2250810R                       | Page No.: 10             |
| Engineer: Yu Liu                        |                          |
| Site: AC5                               | Time: 2022/06/23 - 07:57 |
| Limit: FCC_Part15.209_RE(3m)            | Margin: 0                |
| Probe: HORN_3117_00167055(1-18GHZ)      | Polarity: Horizontal     |
| EUT: Computer BOX                       | Power: AC 120V/60Hz      |
| Note: Mode 2:Transmit at 2402MHz by 11g |                          |



| No | Mark | Frequency (MHz) | Measure Level (dBuV/m) | Reading Level (dBuV) | Over Limit (dB) | Limit (dBuV/m) | Factor (dB) | Type |
|----|------|-----------------|------------------------|----------------------|-----------------|----------------|-------------|------|
| 1  | *    | 2389.744        | 72.898                 | 41.757               | -1.102          | 74.000         | 31.140      | PK   |
| 2  |      | 2390.000        | 71.213                 | 40.071               | -2.787          | 74.000         | 31.141      | PK   |

|   |                          |
|---|--------------------------|
| Profile: 2250810R                       | Page No.: 11             |
| Engineer: Yu Liu                        |                          |
| Site: AC5                               | Time: 2022/06/23 - 07:58 |
| Limit: FCC_Part15.209_RE(3m)            | Margin: 0                |
| Probe: HORN_3117_00167055(1-18GHZ)      | Polarity: Vertical       |
| EUT: Computer BOX                       | Power: AC 120V/60Hz      |
| Note: Mode 2:Transmit at 2402MHz by 11g |                          |



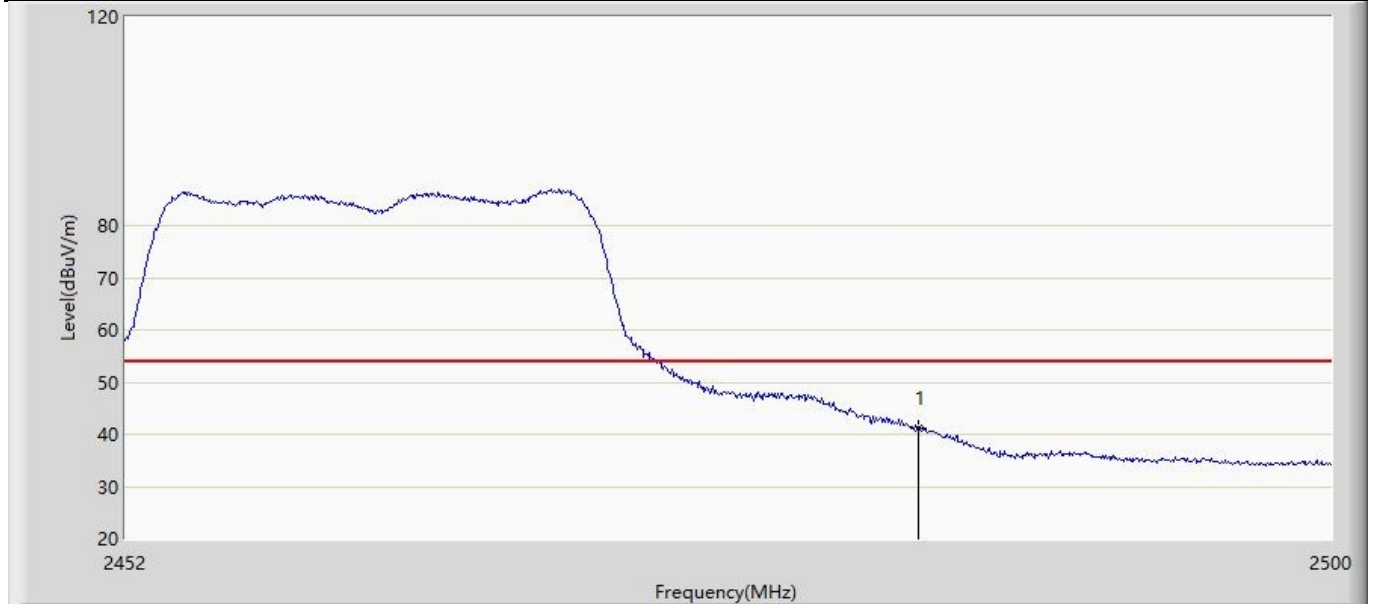
| No | Mark | Frequency (MHz) | Measure Level (dBuV/m) | Reading Level (dBuV) | Over Limit (dB) | Limit (dBuV/m) | Factor (dB) | Type |
|----|------|-----------------|------------------------|----------------------|-----------------|----------------|-------------|------|
| 1  | *    | 2390.000        | 45.290                 | 14.148               | -8.710          | 54.000         | 31.141      | AV   |

|   |                          |
|---|--------------------------|
| Profile: 2250810R                       | Page No.: 12             |
| Engineer: Yu Liu                        |                          |
| Site: AC5                               | Time: 2022/06/23 - 08:00 |
| Limit: FCC_Part15.209_RE(3m)            | Margin: 0                |
| Probe: HORN_3117_00167055(1-18GHZ)      | Polarity: Vertical       |
| EUT: Computer BOX                       | Power: AC 120V/60Hz      |
| Note: Mode 2:Transmit at 2402MHz by 11g |                          |



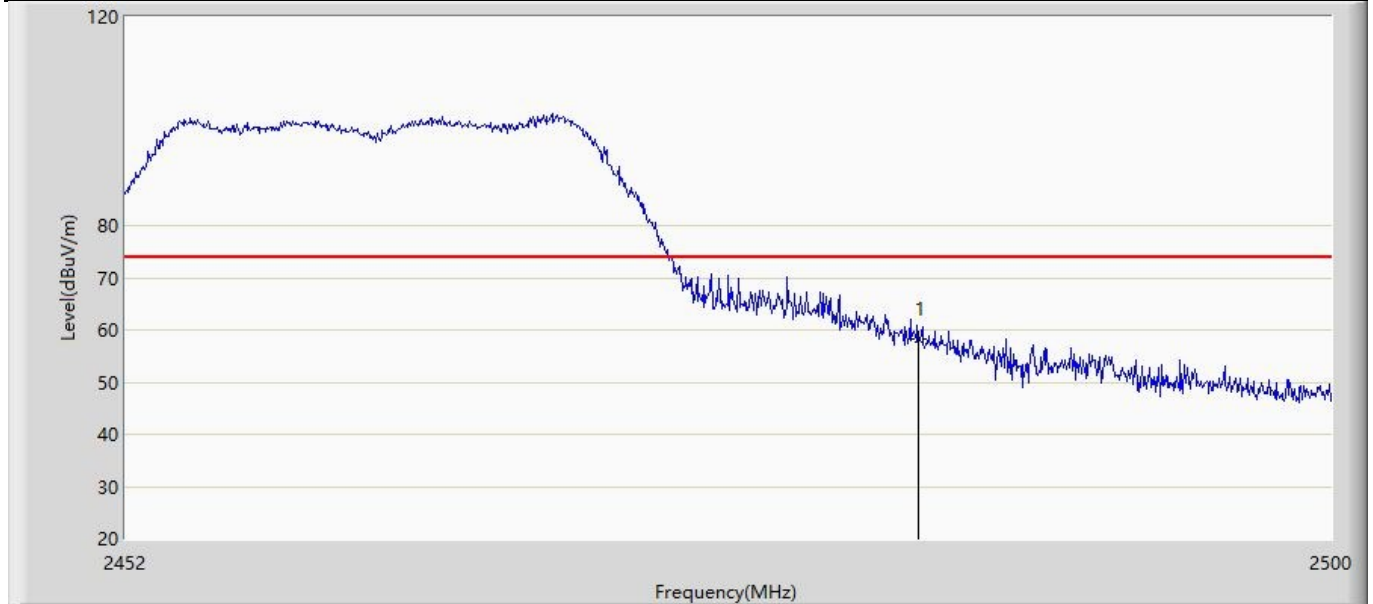
| No | Mark | Frequency (MHz) | Measure Level (dBuV/m) | Reading Level (dBuV) | Over Limit (dB) | Limit (dBuV/m) | Factor (dB) | Type |
|----|------|-----------------|------------------------|----------------------|-----------------|----------------|-------------|------|
| 1  | *    | 2390.000        | 62.501                 | 31.359               | -11.499         | 74.000         | 31.141      | PK   |

|   |                          |
|---|--------------------------|
| Profile: 2250810R                       | Page No.: 13             |
| Engineer: Yu Liu                        |                          |
| Site: AC5                               | Time: 2022/06/23 - 08:02 |
| Limit: FCC_Part15.209_RE(3m)            | Margin: 0                |
| Probe: HORN_3117_00167055(1-18GHZ)      | Polarity: Horizontal     |
| EUT: Computer BOX                       | Power: AC 120V/60Hz      |
| Note: Mode 2:Transmit at 2462MHz by 11g |                          |



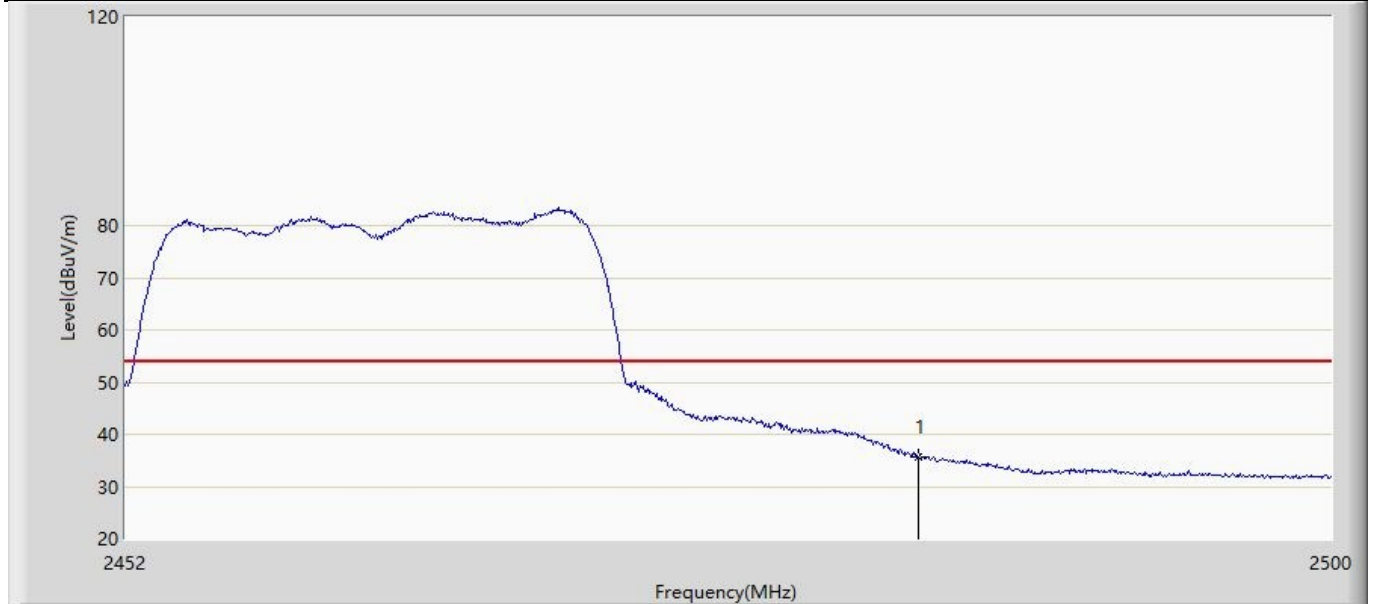
| No | Mark | Frequency (MHz) | Measure Level (dBuV/m) | Reading Level (dBuV) | Over Limit (dB) | Limit (dBuV/m) | Factor (dB) | Type |
|----|------|-----------------|------------------------|----------------------|-----------------|----------------|-------------|------|
| 1  | *    | 2483.500        | 41.284                 | 9.858                | -12.716         | 54.000         | 31.426      | AV   |

|   |                          |
|---|--------------------------|
| Profile: 2250810R                       | Page No.: 14             |
| Engineer: Yu Liu                        |                          |
| Site: AC5                               | Time: 2022/06/23 - 08:03 |
| Limit: FCC_Part15.209_RE(3m)            | Margin: 0                |
| Probe: HORN_3117_00167055(1-18GHZ)      | Polarity: Horizontal     |
| EUT: Computer BOX                       | Power: AC 120V/60Hz      |
| Note: Mode 2:Transmit at 2462MHz by 11g |                          |



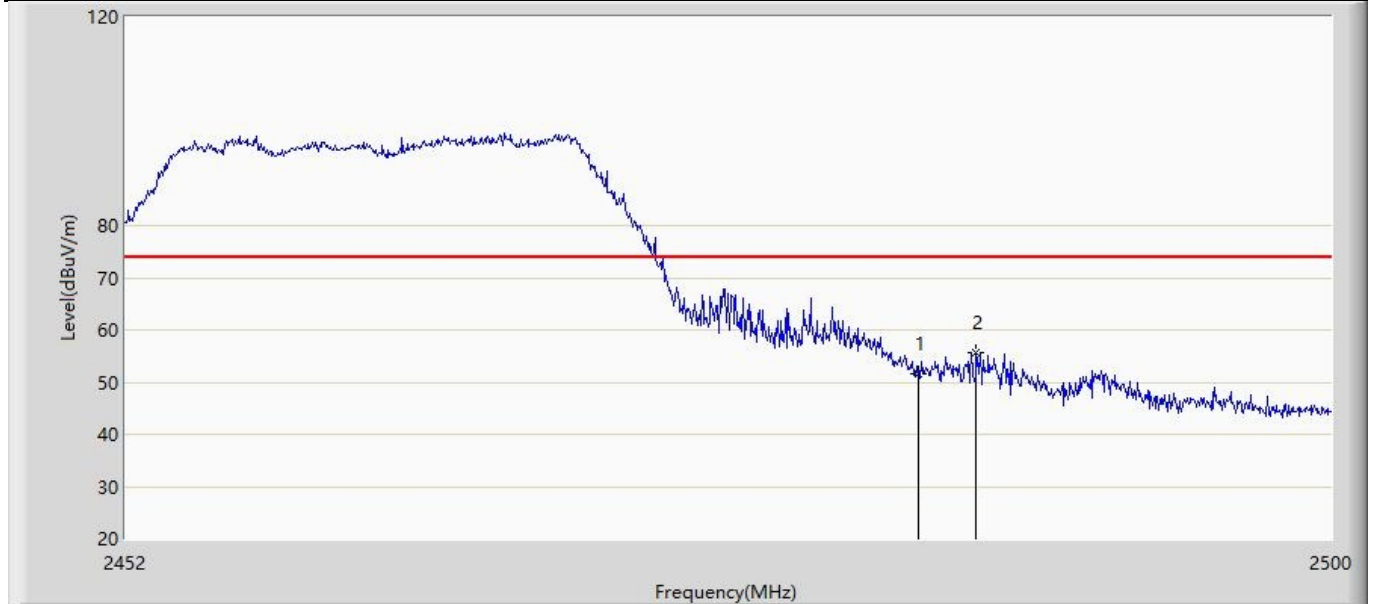
| No | Mark | Frequency (MHz) | Measure Level (dBuV/m) | Reading Level (dBuV) | Over Limit (dB) | Limit (dBuV/m) | Factor (dB) | Type |
|----|------|-----------------|------------------------|----------------------|-----------------|----------------|-------------|------|
| 1  | *    | 2483.500        | 58.128                 | 26.702               | -15.872         | 74.000         | 31.426      | PK   |

|   |                          |
|---|--------------------------|
| Profile: 2250810R                       | Page No.: 15             |
| Engineer: Yu Liu                        |                          |
| Site: AC5                               | Time: 2022/06/23 - 08:05 |
| Limit: FCC_Part15.209_RE(3m)            | Margin: 0                |
| Probe: HORN_3117_00167055(1-18GHZ)      | Polarity: Vertical       |
| EUT: Computer BOX                       | Power: AC 120V/60Hz      |
| Note: Mode 2:Transmit at 2462MHz by 11g |                          |



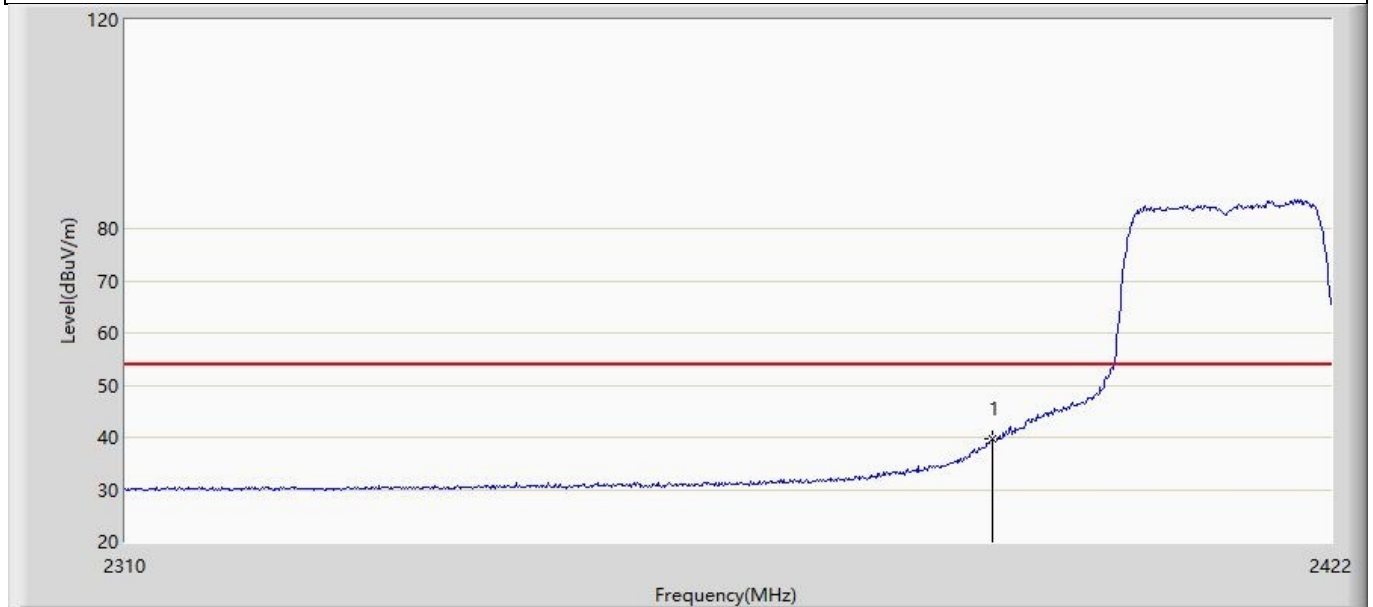
| No | Mark | Frequency (MHz) | Measure Level (dBuV/m) | Reading Level (dBuV) | Over Limit (dB) | Limit (dBuV/m) | Factor (dB) | Type |
|----|------|-----------------|------------------------|----------------------|-----------------|----------------|-------------|------|
| 1  | *    | 2483.500        | 35.675                 | 4.249                | -18.325         | 54.000         | 31.426      | AV   |

|   |                          |
|---|--------------------------|
| Profile: 2250810R                       | Page No.: 16             |
| Engineer: Yu Liu                        |                          |
| Site: AC5                               | Time: 2022/06/23 - 08:06 |
| Limit: FCC_Part15.209_RE(3m)            | Margin: 0                |
| Probe: HORN_3117_00167055(1-18GHZ)      | Polarity: Vertical       |
| EUT: Computer BOX                       | Power: AC 120V/60Hz      |
| Note: Mode 2:Transmit at 2462MHz by 11g |                          |



| No | Mark | Frequency (MHz) | Measure Level (dBuV/m) | Reading Level (dBuV) | Over Limit (dB) | Limit (dBuV/m) | Factor (dB) | Type |
|----|------|-----------------|------------------------|----------------------|-----------------|----------------|-------------|------|
| 1  |      | 2483.500        | 51.566                 | 20.140               | -22.434         | 74.000         | 31.426      | PK   |
| 2  | *    | 2485.792        | 55.581                 | 24.148               | -18.419         | 74.000         | 31.433      | PK   |

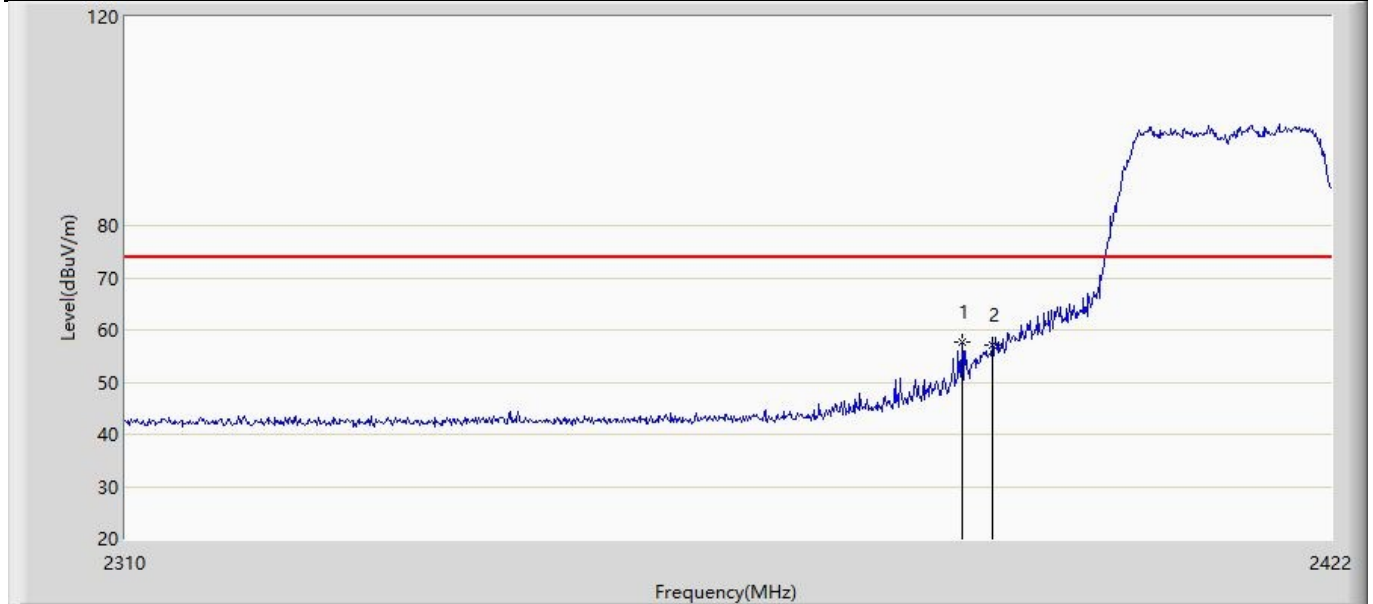
|   |                          |
|---|--------------------------|
| Profile: 2250810R                         | Page No.: 17             |
| Engineer: Yu Liu                          |                          |
| Site: AC5                                 | Time: 2022/06/23 - 08:07 |
| Limit: FCC_Part15.209_RE(3m)              | Margin: 0                |
| Probe: HORN_3117_00167055(1-18GHZ)        | Polarity: Horizontal     |
| EUT: Computer BOX                         | Power: AC 120V/60Hz      |
| Note: Mode 3:Transmit at 2412MHz by 11n20 |                          |



| No | Mark | Frequency (MHz) | Measure Level (dBuV/m) | Reading Level (dBuV) | Over Limit (dB) | Limit (dBuV/m) | Factor (dB) | Type |
|----|------|-----------------|------------------------|----------------------|-----------------|----------------|-------------|------|
| 1  | *    | 2390.000        | 39.613                 | 8.471                | -14.387         | 54.000         | 31.141      | AV   |

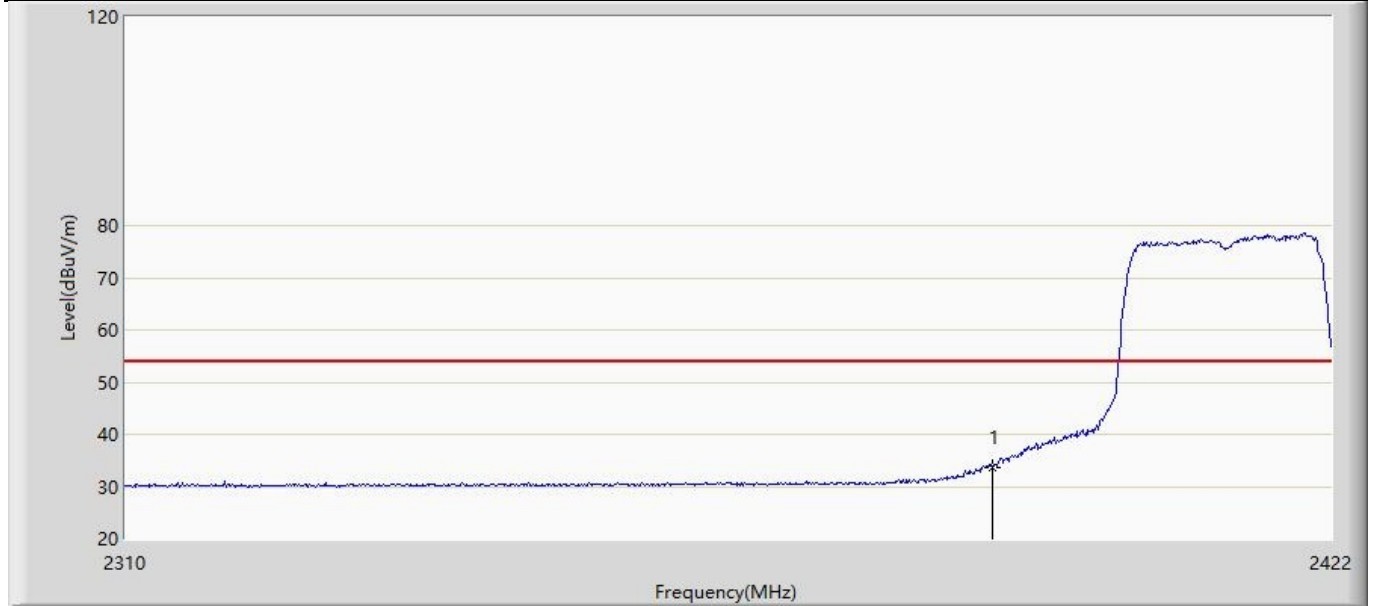


|   |                          |
|---|--------------------------|
| Profile: 2250810R                         | Page No.: 18             |
| Engineer: Yu Liu                          |                          |
| Site: AC5                                 | Time: 2022/06/23 - 08:09 |
| Limit: FCC_Part15.209_RE(3m)              | Margin: 0                |
| Probe: HORN_3117_00167055(1-18GHZ)        | Polarity: Horizontal     |
| EUT: Computer BOX                         | Power: AC 120V/60Hz      |
| Note: Mode 3:Transmit at 2412MHz by 11n20 |                          |



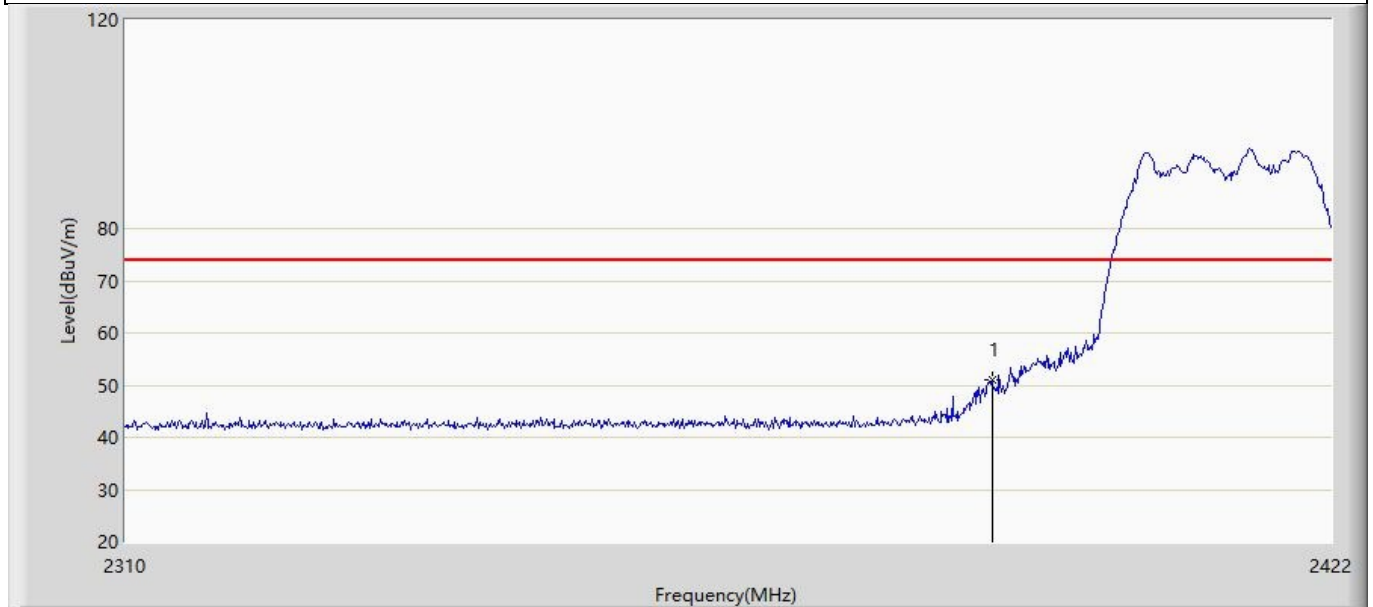
| No | Mark | Frequency (MHz) | Measure Level (dBuV/m) | Reading Level (dBuV) | Over Limit (dB) | Limit (dBuV/m) | Factor (dB) | Type |
|----|------|-----------------|------------------------|----------------------|-----------------|----------------|-------------|------|
| 1  | *    | 2387.168        | 57.823                 | 26.691               | -16.177         | 74.000         | 31.132      | PK   |
| 2  |      | 2390.000        | 57.164                 | 26.022               | -16.836         | 74.000         | 31.141      | PK   |

|   |                          |
|---|--------------------------|
| Profile: 2250810R                         | Page No.: 19             |
| Engineer: Yu Liu                          |                          |
| Site: AC5                                 | Time: 2022/06/23 - 08:11 |
| Limit: FCC_Part15.209_RE(3m)              | Margin: 0                |
| Probe: HORN_3117_00167055(1-18GHZ)        | Polarity: Vertical       |
| EUT: Computer BOX                         | Power: AC 120V/60Hz      |
| Note: Mode 3:Transmit at 2412MHz by 11n20 |                          |



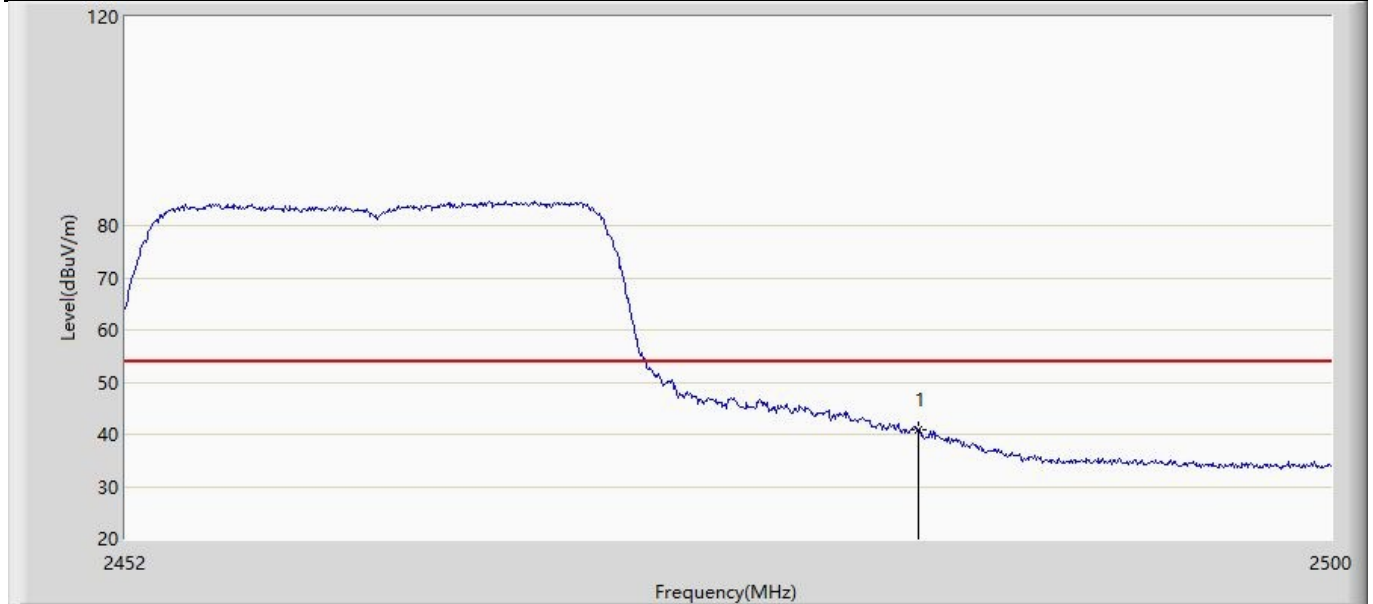
| No | Mark | Frequency (MHz) | Measure Level (dBuV/m) | Reading Level (dBuV) | Over Limit (dB) | Limit (dBuV/m) | Factor (dB) | Type |
|----|------|-----------------|------------------------|----------------------|-----------------|----------------|-------------|------|
| 1  | *    | 2390.000        | 33.676                 | 2.534                | -20.324         | 54.000         | 31.141      | AV   |

|   |                          |
|---|--------------------------|
| Profile: 2250810R                         | Page No.: 20             |
| Engineer: Yu Liu                          |                          |
| Site: AC5                                 | Time: 2022/06/23 - 08:12 |
| Limit: FCC_Part15.209_RE(3m)              | Margin: 0                |
| Probe: HORN_3117_00167055(1-18GHZ)        | Polarity: Vertical       |
| EUT: Computer BOX                         | Power: AC 120V/60Hz      |
| Note: Mode 3:Transmit at 2412MHz by 11n20 |                          |



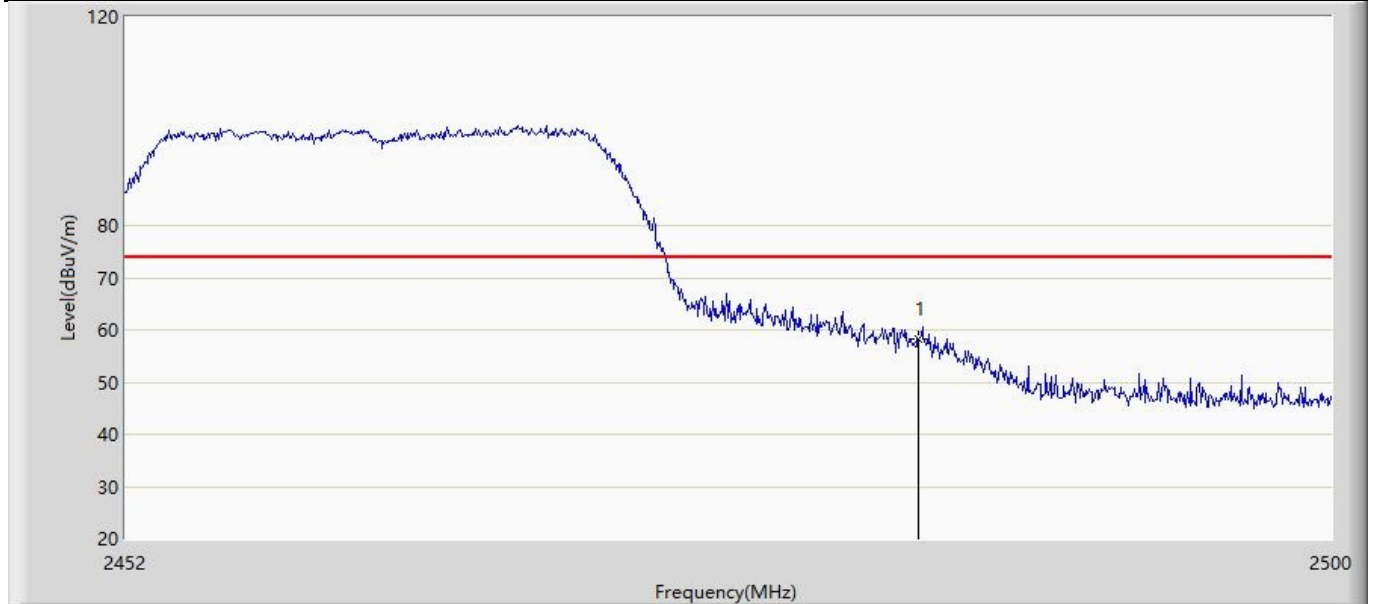
| No | Mark | Frequency (MHz) | Measure Level (dBuV/m) | Reading Level (dBuV) | Over Limit (dB) | Limit (dBuV/m) | Factor (dB) | Type |
|----|------|-----------------|------------------------|----------------------|-----------------|----------------|-------------|------|
| 1  | *    | 2390.000        | 50.939                 | 19.797               | -23.061         | 74.000         | 31.141      | PK   |

|   |                          |
|---|--------------------------|
| Profile: 2250810R                         | Page No.: 21             |
| Engineer: Yu Liu                          |                          |
| Site: AC5                                 | Time: 2022/06/23 - 08:13 |
| Limit: FCC_Part15.209_RE(3m)              | Margin: 0                |
| Probe: HORN_3117_00167055(1-18GHZ)        | Polarity: Horizontal     |
| EUT: Computer BOX                         | Power: AC 120V/60Hz      |
| Note: Mode 3:Transmit at 2462MHz by 11n20 |                          |



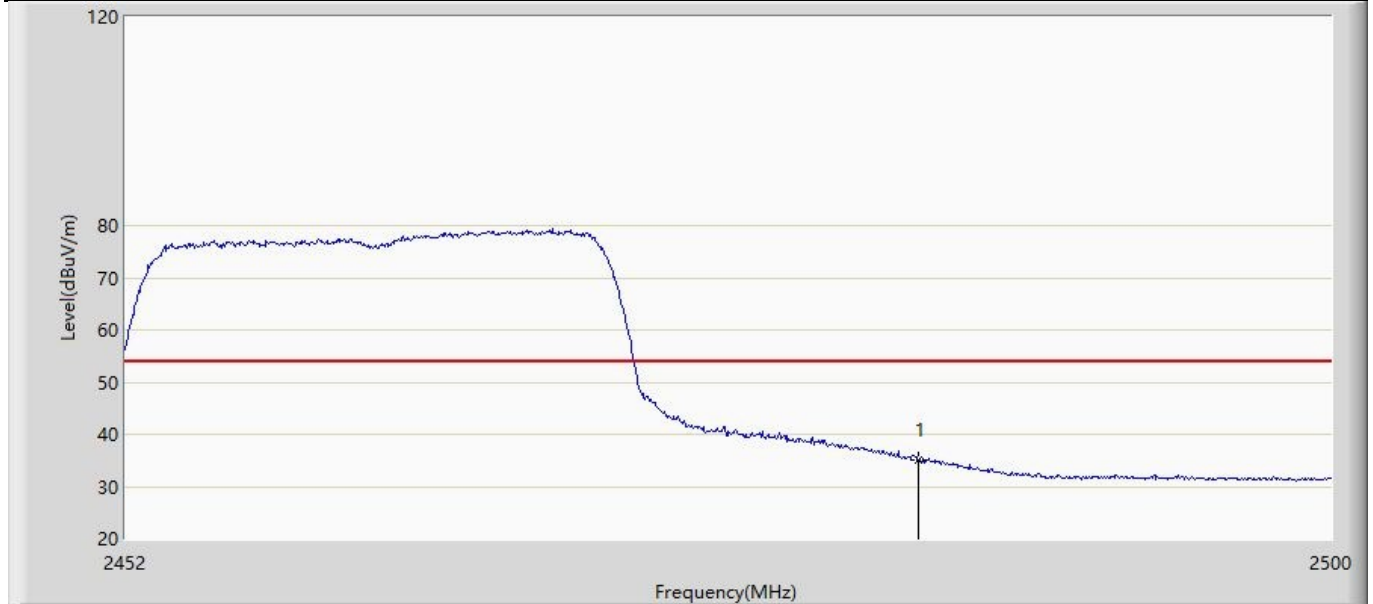
| No | Mark | Frequency (MHz) | Measure Level (dBuV/m) | Reading Level (dBuV) | Over Limit (dB) | Limit (dBuV/m) | Factor (dB) | Type |
|----|------|-----------------|------------------------|----------------------|-----------------|----------------|-------------|------|
| 1  | *    | 2483.500        | 40.858                 | 9.432                | -13.142         | 54.000         | 31.426      | AV   |

|   |                          |
|---|--------------------------|
| Profile: 2250810R                         | Page No.: 22             |
| Engineer: Yu Liu                          |                          |
| Site: AC5                                 | Time: 2022/06/23 - 08:15 |
| Limit: FCC_Part15.209_RE(3m)              | Margin: 0                |
| Probe: HORN_3117_00167055(1-18GHZ)        | Polarity: Horizontal     |
| EUT: Computer BOX                         | Power: AC 120V/60Hz      |
| Note: Mode 3:Transmit at 2462MHz by 11n20 |                          |



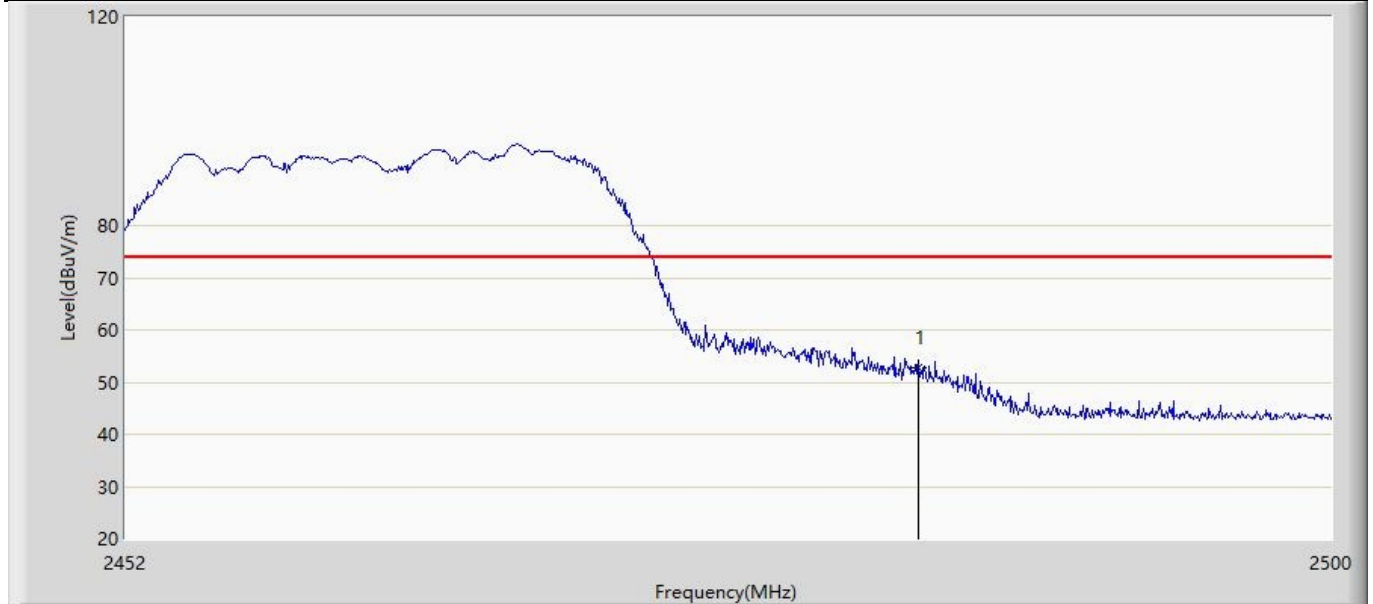
| No | Mark | Frequency (MHz) | Measure Level (dBuV/m) | Reading Level (dBuV) | Over Limit (dB) | Limit (dBuV/m) | Factor (dB) | Type |
|----|------|-----------------|------------------------|----------------------|-----------------|----------------|-------------|------|
| 1  | *    | 2483.500        | 58.315                 | 26.889               | -15.685         | 74.000         | 31.426      | PK   |

|   |                          |
|---|--------------------------|
| Profile: 2250810R                         | Page No.: 23             |
| Engineer: Yu Liu                          |                          |
| Site: AC5                                 | Time: 2022/06/23 - 08:18 |
| Limit: FCC_Part15.209_RE(3m)              | Margin: 0                |
| Probe: HORN_3117_00167055(1-18GHZ)        | Polarity: Vertical       |
| EUT: Computer BOX                         | Power: AC 120V/60Hz      |
| Note: Mode 3:Transmit at 2462MHz by 11n20 |                          |



| No | Mark | Frequency (MHz) | Measure Level (dBuV/m) | Reading Level (dBuV) | Over Limit (dB) | Limit (dBuV/m) | Factor (dB) | Type |
|----|------|-----------------|------------------------|----------------------|-----------------|----------------|-------------|------|
| 1  | *    | 2483.500        | 35.009                 | 3.583                | -18.991         | 54.000         | 31.426      | AV   |

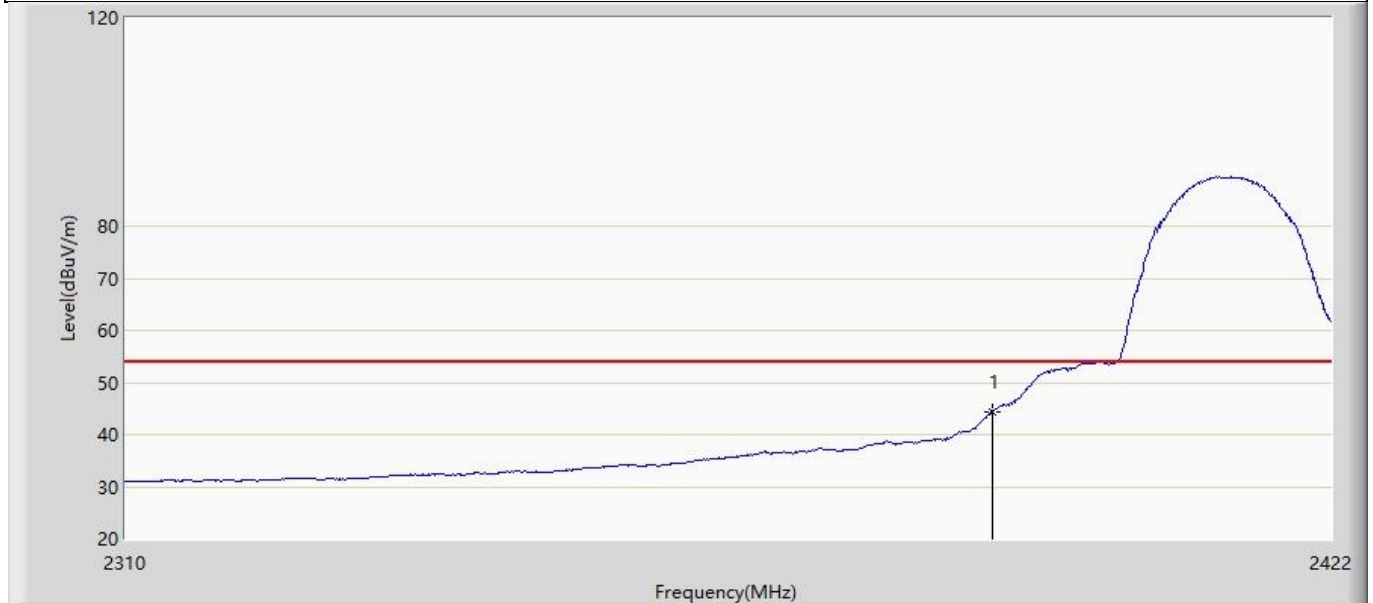
|   |                          |
|---|--------------------------|
| Profile: 2250810R                         | Page No.: 24             |
| Engineer: Yu Liu                          |                          |
| Site: AC5                                 | Time: 2022/06/23 - 08:19 |
| Limit: FCC_Part15.209_RE(3m)              | Margin: 0                |
| Probe: HORN_3117_00167055(1-18GHZ)        | Polarity: Vertical       |
| EUT: Computer BOX                         | Power: AC 120V/60Hz      |
| Note: Mode 3:Transmit at 2462MHz by 11n20 |                          |



| No | Mark | Frequency (MHz) | Measure Level (dBuV/m) | Reading Level (dBuV) | Over Limit (dB) | Limit (dBuV/m) | Factor (dB) | Type |
|----|------|-----------------|------------------------|----------------------|-----------------|----------------|-------------|------|
| 1  | *    | 2483.500        | 52.832                 | 21.406               | -21.168         | 74.000         | 31.426      | PK   |

**SISO Antenna2 :**

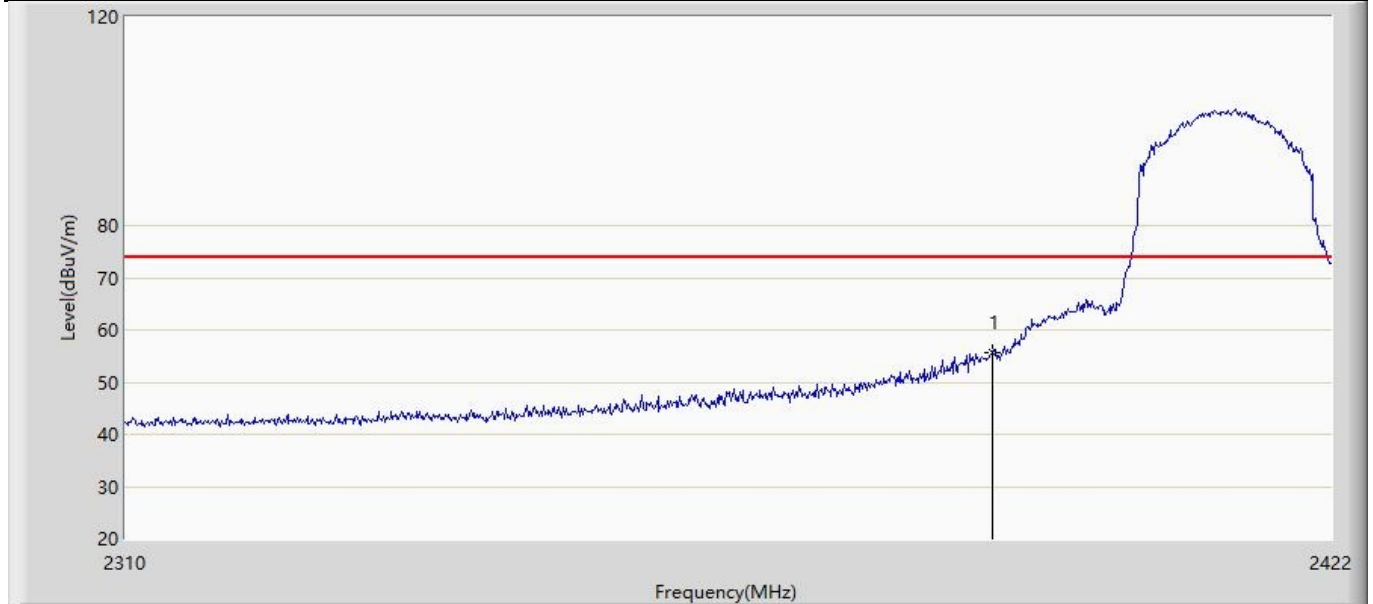
|   |                          |
|---|--------------------------|
| Profile: 2250810R                       | Page No.: 1              |
| Engineer: Yu Liu                        |                          |
| Site: AC5                               | Time: 2022/06/23 - 00:39 |
| Limit: FCC_Part15.209_RE(3m)            | Margin: 0                |
| Probe: HORN_3117_00167055(1-18GHZ)      | Polarity: Horizontal     |
| EUT: Computer BOX                       | Power: AC 120V/60Hz      |
| Note: Mode 1:Transmit at 2412MHz by 11b |                          |



| No | Mark | Frequency (MHz) | Measure Level (dBuV/m) | Reading Level (dBuV) | Over Limit (dB) | Limit (dBuV/m) | Factor (dB) | Type |
|----|------|-----------------|------------------------|----------------------|-----------------|----------------|-------------|------|
| 1  | *    | 2390.000        | 44.345                 | 13.203               | -9.655          | 54.000         | 31.141      | AV   |

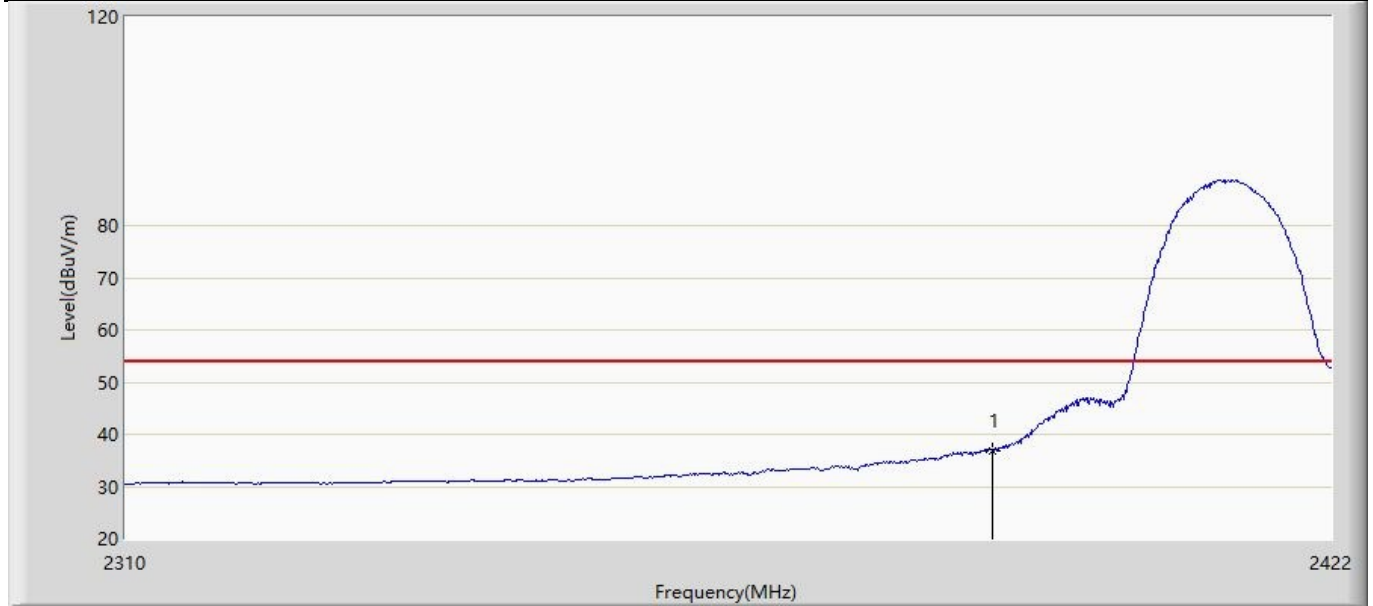


|   |                          |
|---|--------------------------|
| Profile: 2250810R                       | Page No.: 2              |
| Engineer: Yu Liu                        |                          |
| Site: AC5                               | Time: 2022/06/23 - 07:40 |
| Limit: FCC_Part15.209_RE(3m)            | Margin: 0                |
| Probe: HORN_3117_00167055(1-18GHZ)      | Polarity: Horizontal     |
| EUT: Computer BOX                       | Power: AC 120V/60Hz      |
| Note: Mode 1:Transmit at 2412MHz by 11b |                          |



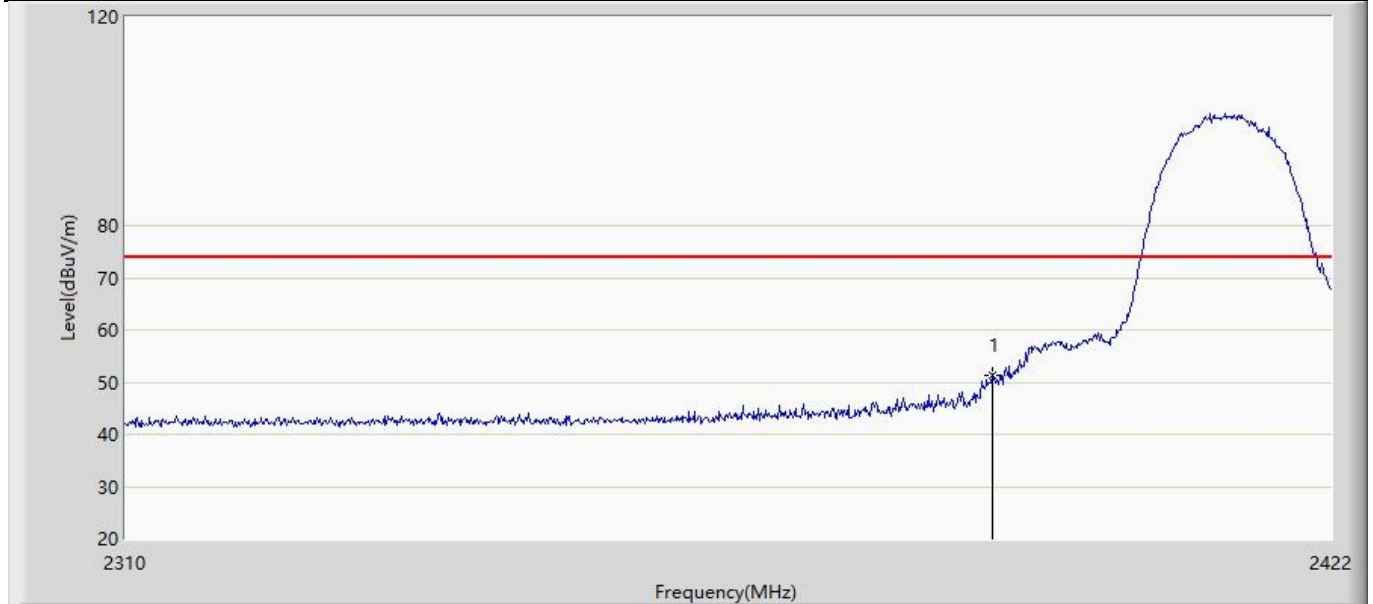
| No | Mark | Frequency (MHz) | Measure Level (dBuV/m) | Reading Level (dBuV) | Over Limit (dB) | Limit (dBuV/m) | Factor (dB) | Type |
|----|------|-----------------|------------------------|----------------------|-----------------|----------------|-------------|------|
| 1  | *    | 2390.000        | 55.600                 | 24.458               | -18.400         | 74.000         | 31.141      | PK   |

|   |                          |
|---|--------------------------|
| Profile: 2250810R                       | Page No.: 3              |
| Engineer: Yu Liu                        |                          |
| Site: AC5                               | Time: 2022/06/23 - 07:41 |
| Limit: FCC_Part15.209_RE(3m)            | Margin: 0                |
| Probe: HORN_3117_00167055(1-18GHZ)      | Polarity: Vertical       |
| EUT: Computer BOX                       | Power: AC 120V/60Hz      |
| Note: Mode 1:Transmit at 2412MHz by 11b |                          |



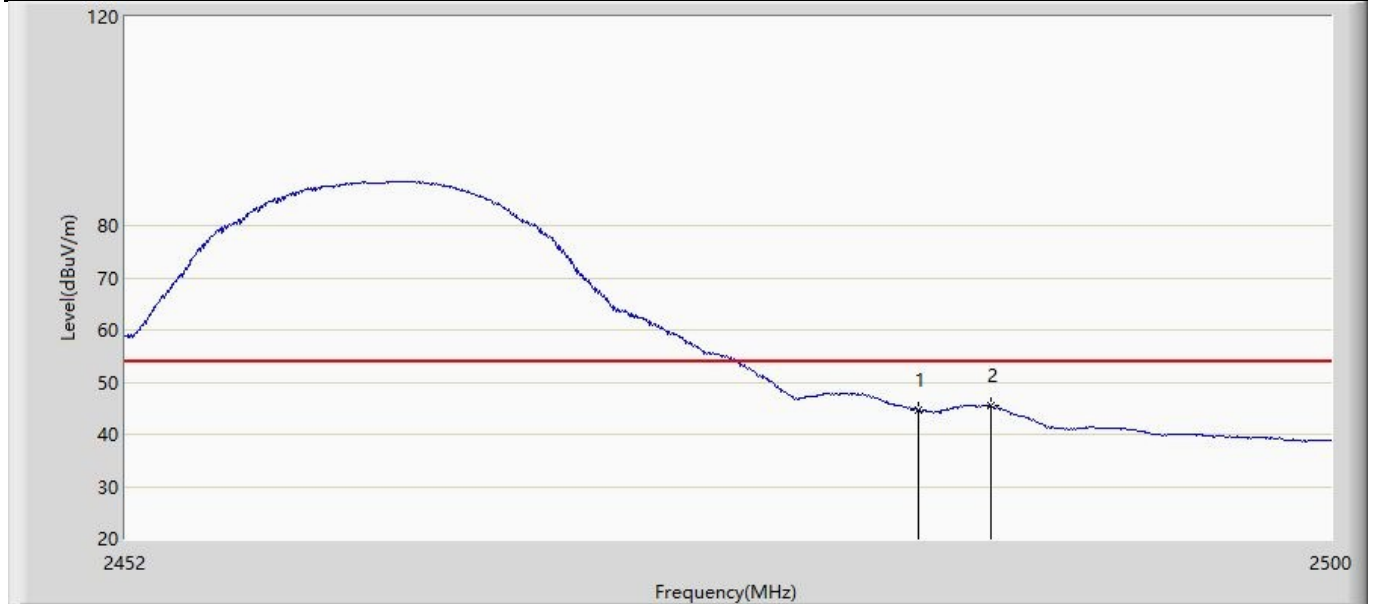
| No | Mark | Frequency (MHz) | Measure Level (dBuV/m) | Reading Level (dBuV) | Over Limit (dB) | Limit (dBuV/m) | Factor (dB) | Type |
|----|------|-----------------|------------------------|----------------------|-----------------|----------------|-------------|------|
| 1  | *    | 2390.000        | 36.926                 | 5.784                | -17.074         | 54.000         | 31.141      | AV   |

|   |                          |
|---|--------------------------|
| Profile: 2250810R                       | Page No.: 4              |
| Engineer: Yu Liu                        |                          |
| Site: AC5                               | Time: 2022/06/23 - 07:42 |
| Limit: FCC_Part15.209_RE(3m)            | Margin: 0                |
| Probe: HORN_3117_00167055(1-18GHZ)      | Polarity: Vertical       |
| EUT: Computer BOX                       | Power: AC 120V/60Hz      |
| Note: Mode 1:Transmit at 2402MHz by 11b |                          |



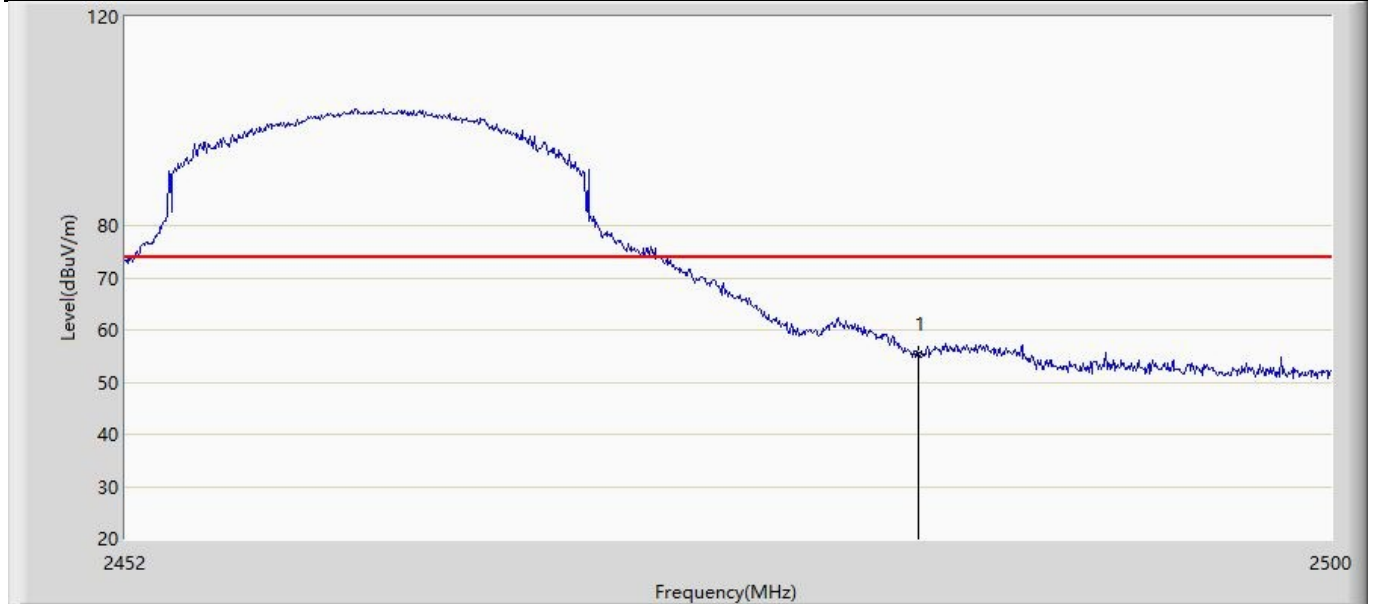
| No | Mark | Frequency (MHz) | Measure Level (dBuV/m) | Reading Level (dBuV) | Over Limit (dB) | Limit (dBuV/m) | Factor (dB) | Type |
|----|------|-----------------|------------------------|----------------------|-----------------|----------------|-------------|------|
| 1  | *    | 2390.000        | 51.366                 | 20.224               | -22.634         | 74.000         | 31.141      | PK   |

|   |                          |
|---|--------------------------|
| Profile: 2250810R                       | Page No.: 5              |
| Engineer: Yu Liu                        |                          |
| Site: AC5                               | Time: 2022/06/23 - 07:44 |
| Limit: FCC_Part15.209_RE(3m)            | Margin: 0                |
| Probe: HORN_3117_00167055(1-18GHZ)      | Polarity: Horizontal     |
| EUT: Computer BOX                       | Power: AC 120V/60Hz      |
| Note: Mode 1:Transmit at 2462MHz by 11b |                          |



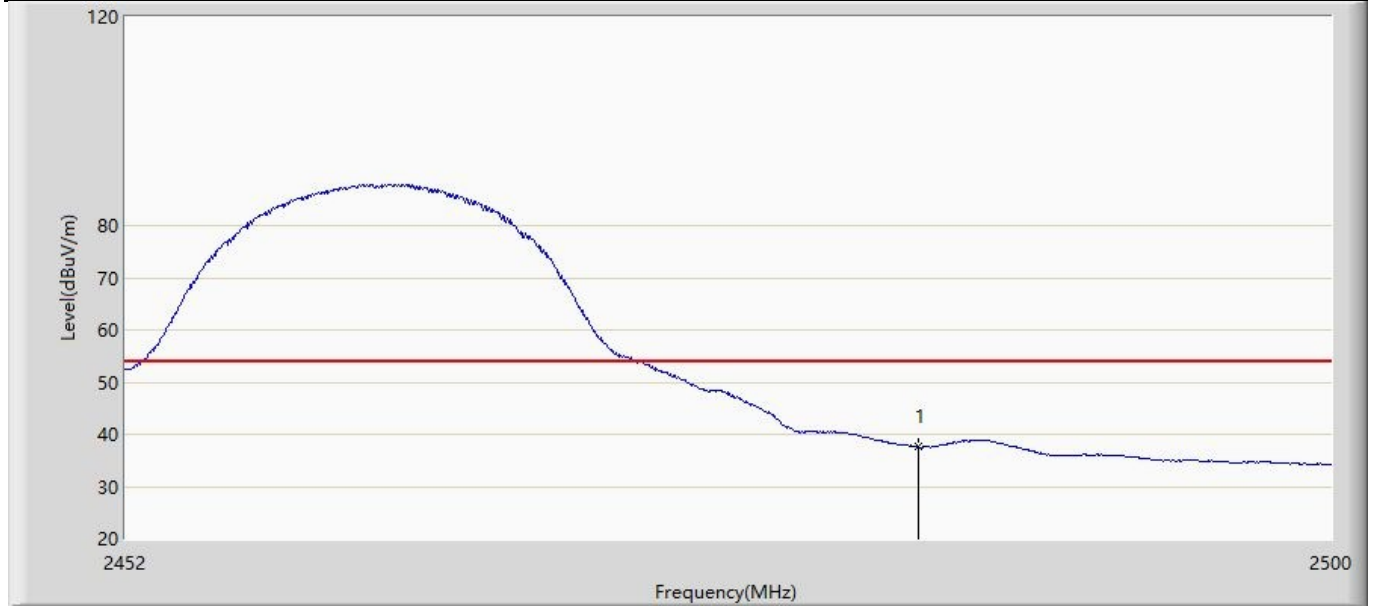
| No | Mark | Frequency (MHz) | Measure Level (dBuV/m) | Reading Level (dBuV) | Over Limit (dB) | Limit (dBuV/m) | Factor (dB) | Type |
|----|------|-----------------|------------------------|----------------------|-----------------|----------------|-------------|------|
| 1  |      | 2483.500        | 44.723                 | 13.297               | -9.277          | 54.000         | 31.426      | AV   |
| 2  | *    | 2486.368        | 45.461                 | 14.027               | -8.539          | 54.000         | 31.434      | AV   |

|   |                          |
|---|--------------------------|
| Profile: 2250810R                       | Page No.: 6              |
| Engineer: Yu Liu                        |                          |
| Site: AC5                               | Time: 2022/06/23 - 07:49 |
| Limit: FCC_Part15.209_RE(3m)            | Margin: 0                |
| Probe: HORN_3117_00167055(1-18GHZ)      | Polarity: Horizontal     |
| EUT: Computer BOX                       | Power: AC 120V/60Hz      |
| Note: Mode 1:Transmit at 2462MHz by 11b |                          |



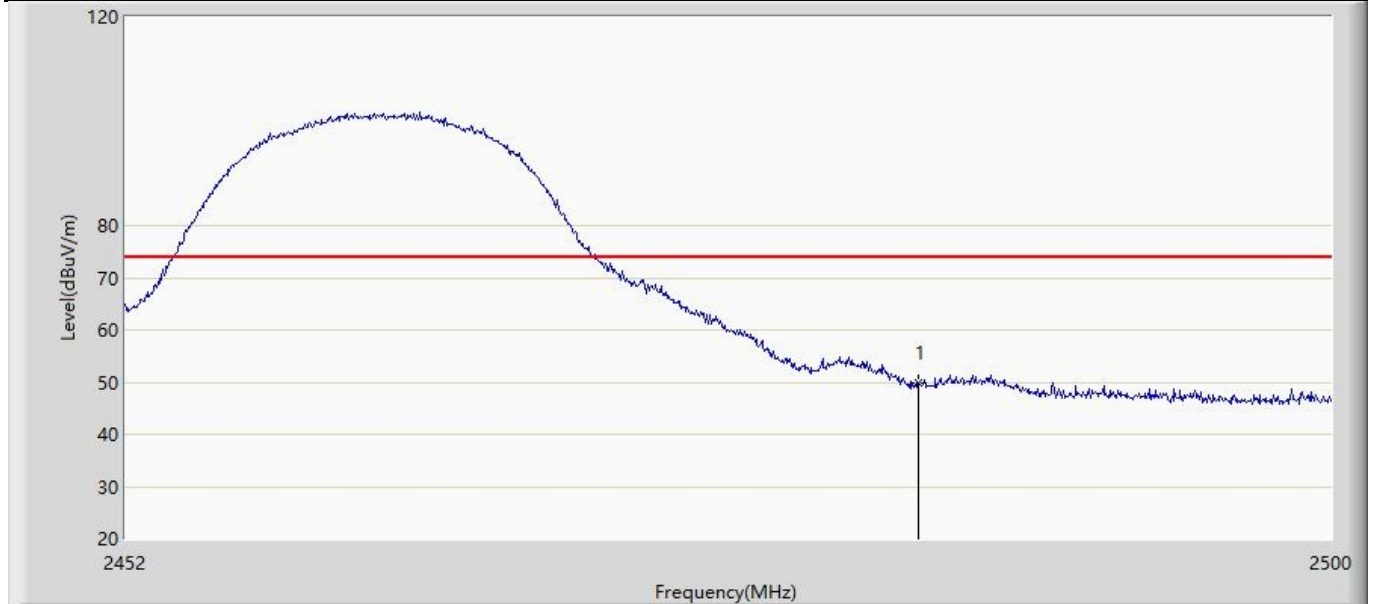
| No | Mark | Frequency (MHz) | Measure Level (dBuV/m) | Reading Level (dBuV) | Over Limit (dB) | Limit (dBuV/m) | Factor (dB) | Type |
|----|------|-----------------|------------------------|----------------------|-----------------|----------------|-------------|------|
| 1  | *    | 2483.500        | 55.326                 | 23.900               | -18.674         | 74.000         | 31.426      | PK   |

|   |                          |
|---|--------------------------|
| Profile: 2250810R                       | Page No.: 7              |
| Engineer: Yu Liu                        |                          |
| Site: AC5                               | Time: 2022/06/23 - 07:52 |
| Limit: FCC_Part15.209_RE(3m)            | Margin: 0                |
| Probe: HORN_3117_00167055(1-18GHZ)      | Polarity: Vertical       |
| EUT: Computer BOX                       | Power: AC 120V/60Hz      |
| Note: Mode 1:Transmit at 2462MHz by 11b |                          |



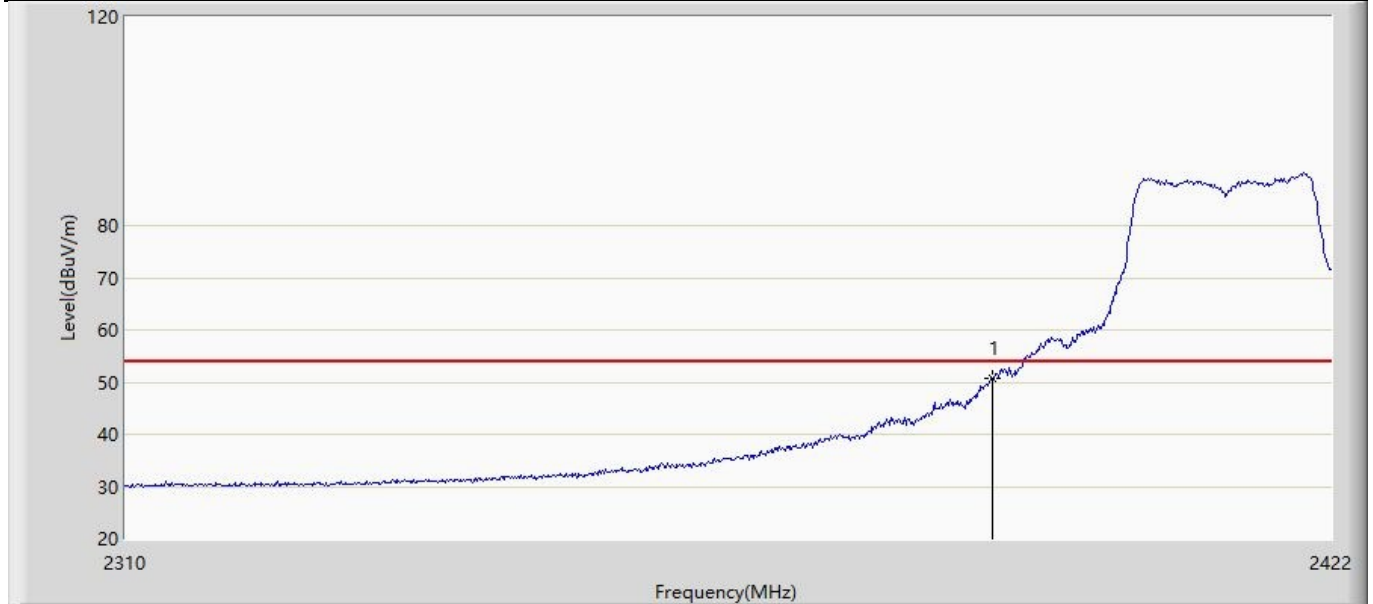
| No | Mark | Frequency (MHz) | Measure Level (dBuV/m) | Reading Level (dBuV) | Over Limit (dB) | Limit (dBuV/m) | Factor (dB) | Type |
|----|------|-----------------|------------------------|----------------------|-----------------|----------------|-------------|------|
| 1  | *    | 2483.500        | 37.558                 | 6.132                | -16.442         | 54.000         | 31.426      | AV   |

|   |                          |
|---|--------------------------|
| Profile: 2250810R                       | Page No.: 8              |
| Engineer: Yu Liu                        |                          |
| Site: AC5                               | Time: 2022/06/23 - 07:53 |
| Limit: FCC_Part15.209_RE(3m)            | Margin: 0                |
| Probe: HORN_3117_00167055(1-18GHZ)      | Polarity: Vertical       |
| EUT: Computer BOX                       | Power: AC 120V/60Hz      |
| Note: Mode 1:Transmit at 2462MHz by 11b |                          |



| No | Mark | Frequency (MHz) | Measure Level (dBuV/m) | Reading Level (dBuV) | Over Limit (dB) | Limit (dBuV/m) | Factor (dB) | Type |
|----|------|-----------------|------------------------|----------------------|-----------------|----------------|-------------|------|
| 1  | *    | 2483.500        | 49.782                 | 18.356               | -24.218         | 74.000         | 31.426      | PK   |

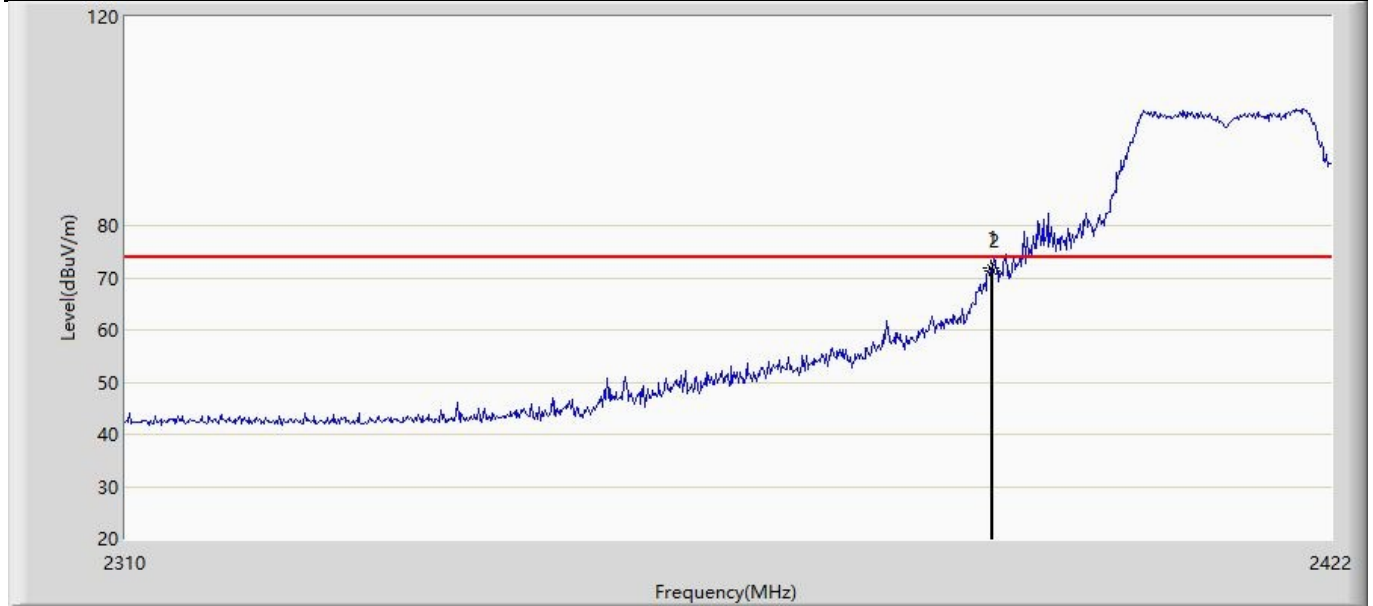
|   |                          |
|---|--------------------------|
| Profile: 2250810R                       | Page No.: 9              |
| Engineer: Yu Liu                        |                          |
| Site: AC5                               | Time: 2022/06/23 - 07:55 |
| Limit: FCC_Part15.209_RE(3m)            | Margin: 0                |
| Probe: HORN_3117_00167055(1-18GHZ)      | Polarity: Horizontal     |
| EUT: Computer BOX                       | Power: AC 120V/60Hz      |
| Note: Mode 2:Transmit at 2412MHz by 11g |                          |



| No | Mark | Frequency (MHz) | Measure Level (dBuV/m) | Reading Level (dBuV) | Over Limit (dB) | Limit (dBuV/m) | Factor (dB) | Type |
|----|------|-----------------|------------------------|----------------------|-----------------|----------------|-------------|------|
| 1  | *    | 2390.000        | 50.791                 | 19.649               | -3.209          | 54.000         | 31.141      | AV   |

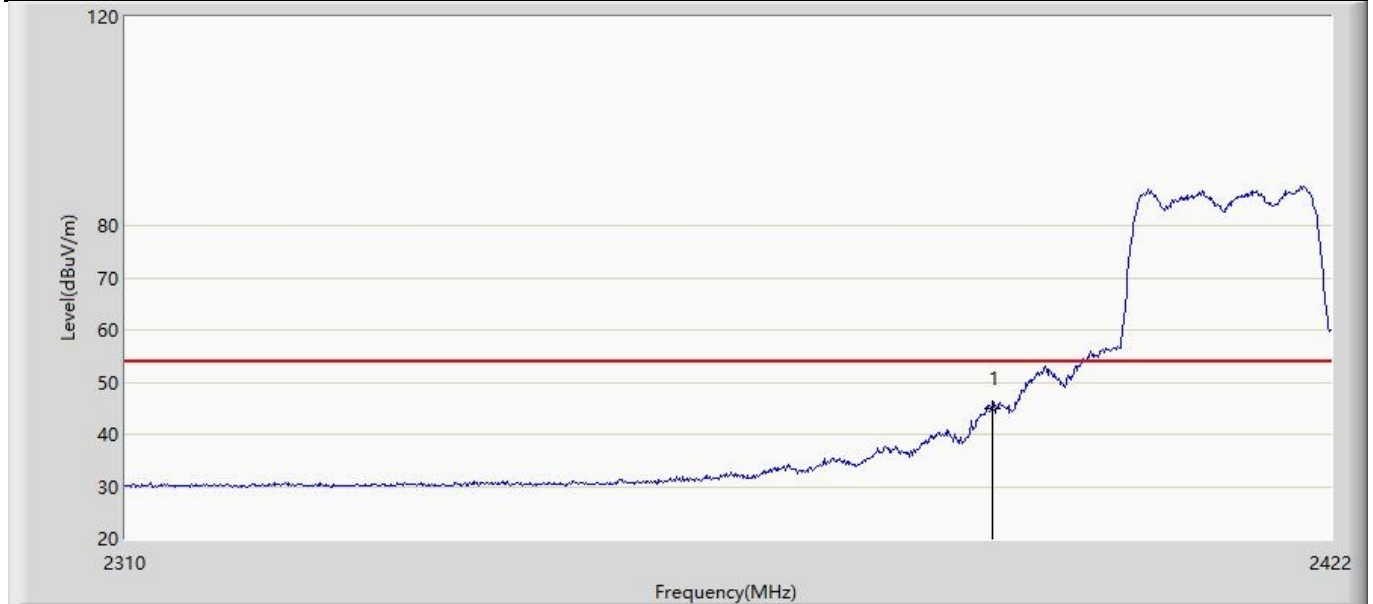


|   |                          |
|---|--------------------------|
| Profile: 2250810R                       | Page No.: 10             |
| Engineer: Yu Liu                        |                          |
| Site: AC5                               | Time: 2022/06/23 - 07:57 |
| Limit: FCC_Part15.209_RE(3m)            | Margin: 0                |
| Probe: HORN_3117_00167055(1-18GHZ)      | Polarity: Horizontal     |
| EUT: Computer BOX                       | Power: AC 120V/60Hz      |
| Note: Mode 2:Transmit at 2402MHz by 11g |                          |



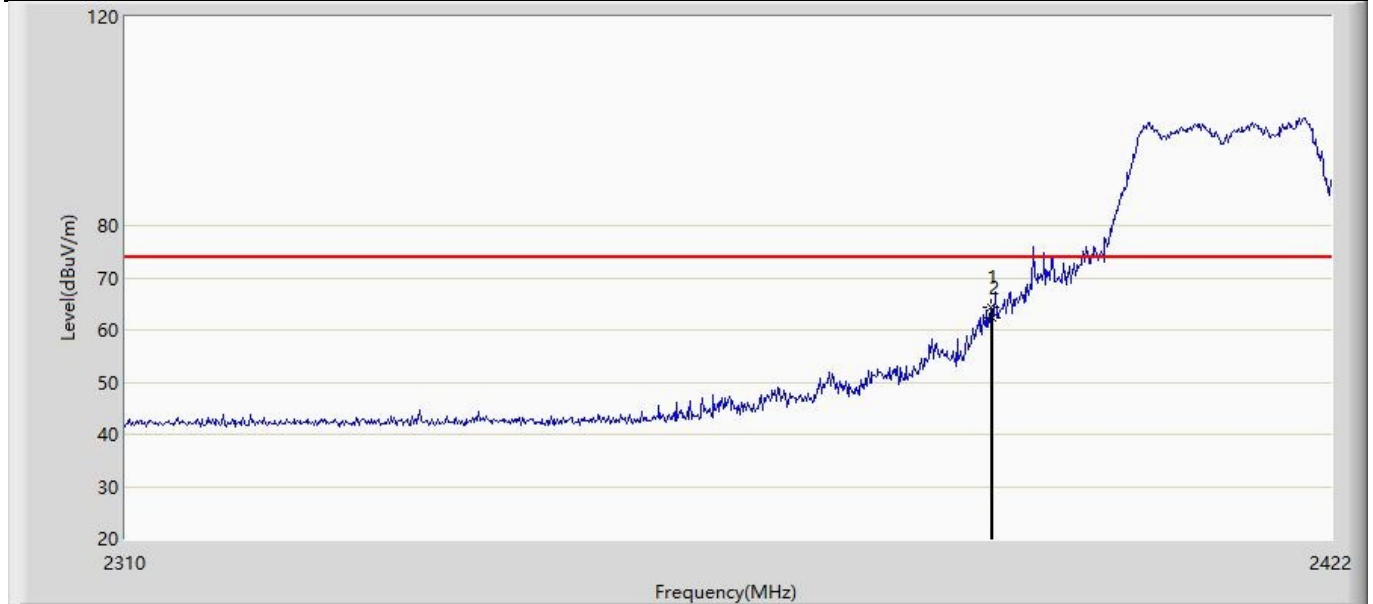
| No | Mark | Frequency (MHz) | Measure Level (dBuV/m) | Reading Level (dBuV) | Over Limit (dB) | Limit (dBuV/m) | Factor (dB) | Type |
|----|------|-----------------|------------------------|----------------------|-----------------|----------------|-------------|------|
| 1  | *    | 2389.856        | 72.018                 | 40.877               | -1.982          | 74.000         | 31.141      | PK   |
| 2  |      | 2390.000        | 71.370                 | 40.228               | -2.630          | 74.000         | 31.141      | PK   |

|   |                          |
|---|--------------------------|
| Profile: 2250810R                       | Page No.: 11             |
| Engineer: Yu Liu                        |                          |
| Site: AC5                               | Time: 2022/06/23 - 07:58 |
| Limit: FCC_Part15.209_RE(3m)            | Margin: 0                |
| Probe: HORN_3117_00167055(1-18GHZ)      | Polarity: Vertical       |
| EUT: Computer BOX                       | Power: AC 120V/60Hz      |
| Note: Mode 2:Transmit at 2402MHz by 11g |                          |



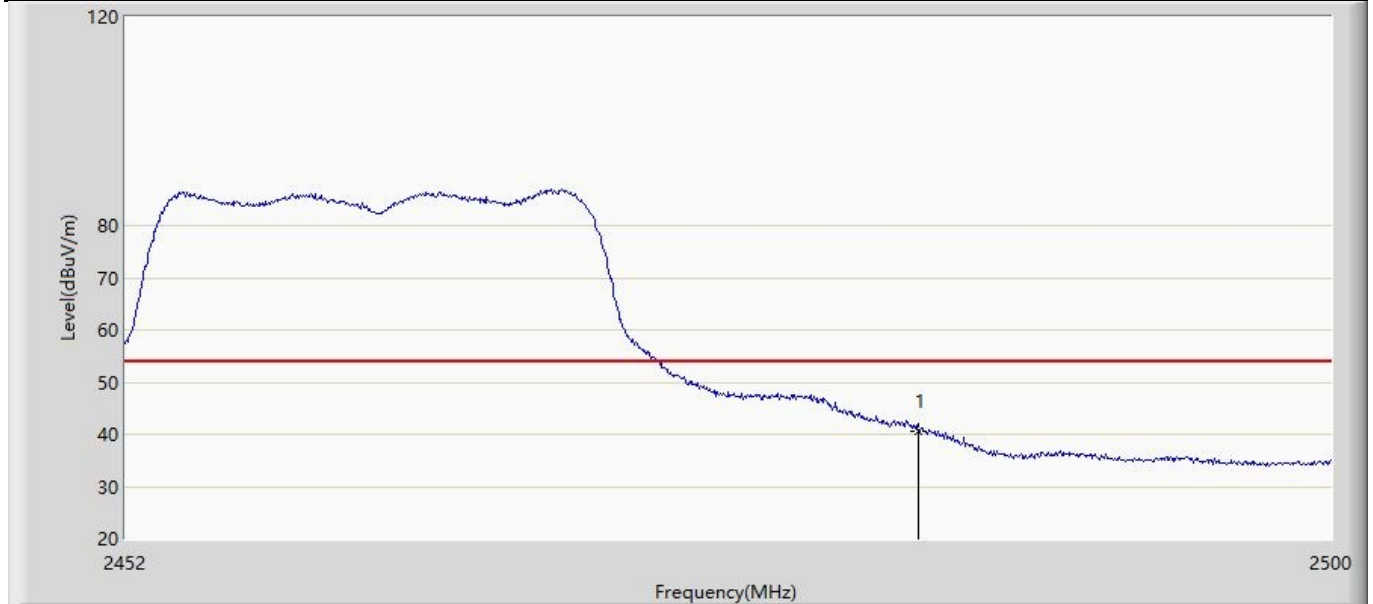
| No | Mark | Frequency (MHz) | Measure Level (dBuV/m) | Reading Level (dBuV) | Over Limit (dB) | Limit (dBuV/m) | Factor (dB) | Type |
|----|------|-----------------|------------------------|----------------------|-----------------|----------------|-------------|------|
| 1  | *    | 2390.000        | 45.005                 | 13.863               | -8.995          | 54.000         | 31.141      | AV   |

|   |                          |
|---|--------------------------|
| Profile: 2250810R                       | Page No.: 12             |
| Engineer: Yu Liu                        |                          |
| Site: AC5                               | Time: 2022/06/23 - 08:00 |
| Limit: FCC_Part15.209_RE(3m)            | Margin: 0                |
| Probe: HORN_3117_00167055(1-18GHZ)      | Polarity: Vertical       |
| EUT: Computer BOX                       | Power: AC 120V/60Hz      |
| Note: Mode 2:Transmit at 2402MHz by 11g |                          |



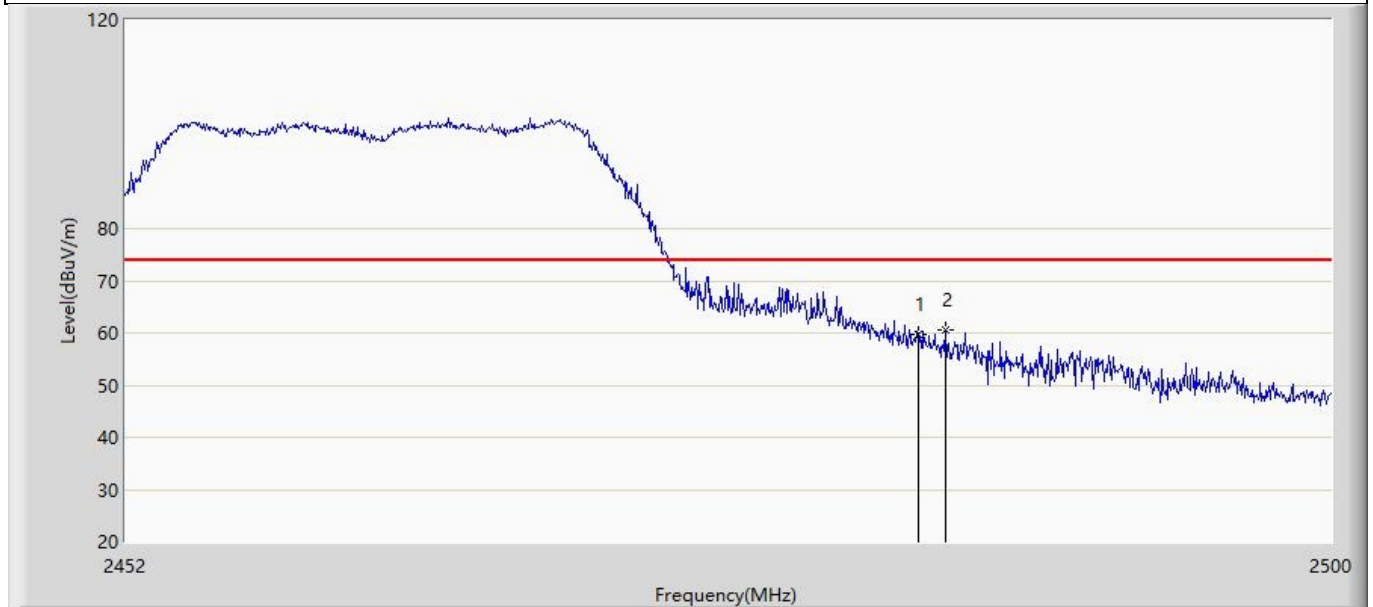
| No | Mark | Frequency (MHz) | Measure Level (dBuV/m) | Reading Level (dBuV) | Over Limit (dB) | Limit (dBuV/m) | Factor (dB) | Type |
|----|------|-----------------|------------------------|----------------------|-----------------|----------------|-------------|------|
| 1  | *    | 2389.856        | 64.468                 | 33.327               | -9.532          | 74.000         | 31.141      | PK   |
| 2  |      | 2390.000        | 62.274                 | 31.132               | -11.726         | 74.000         | 31.141      | PK   |

|   |                          |
|---|--------------------------|
| Profile: 2250810R                       | Page No.: 13             |
| Engineer: Yu Liu                        |                          |
| Site: AC5                               | Time: 2022/06/23 - 08:02 |
| Limit: FCC_Part15.209_RE(3m)            | Margin: 0                |
| Probe: HORN_3117_00167055(1-18GHZ)      | Polarity: Horizontal     |
| EUT: Computer BOX                       | Power: AC 120V/60Hz      |
| Note: Mode 2:Transmit at 2462MHz by 11g |                          |



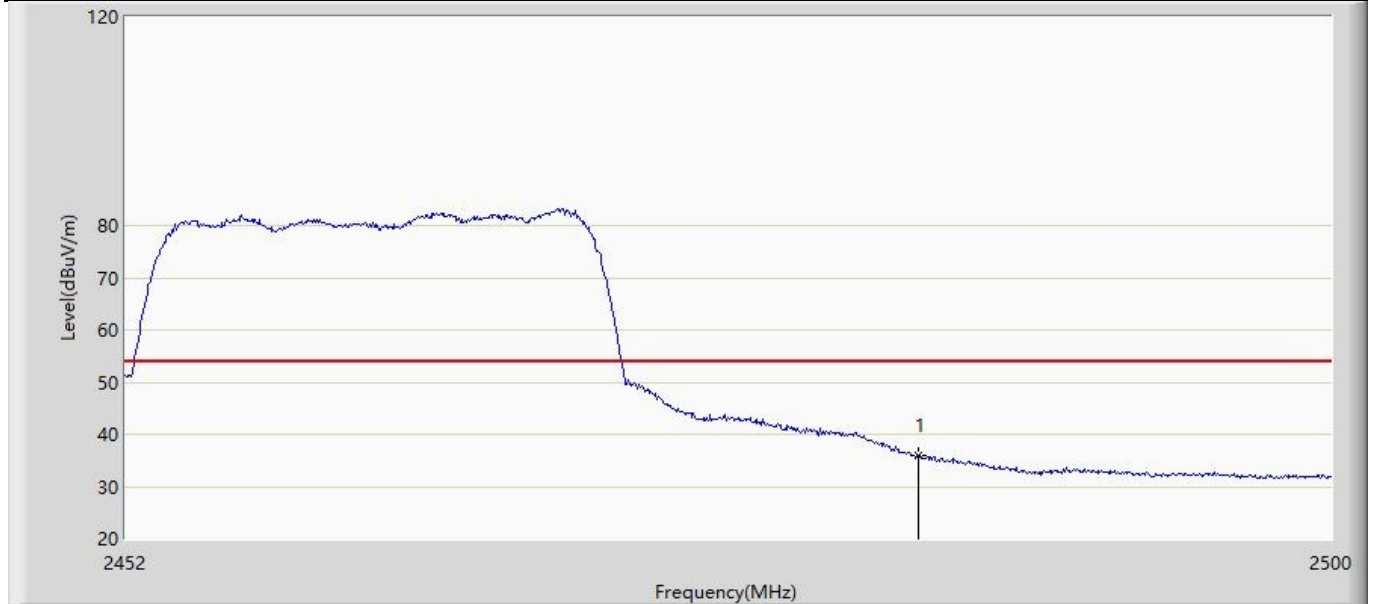
| No | Mark | Frequency (MHz) | Measure Level (dBuV/m) | Reading Level (dBuV) | Over Limit (dB) | Limit (dBuV/m) | Factor (dB) | Type |
|----|------|-----------------|------------------------|----------------------|-----------------|----------------|-------------|------|
| 1  | *    | 2483.500        | 40.629                 | 9.203                | -13.371         | 54.000         | 31.426      | AV   |

|   |                          |
|---|--------------------------|
| Profile: 2250810R                       | Page No.: 14             |
| Engineer: Yu Liu                        |                          |
| Site: AC5                               | Time: 2022/06/23 - 08:03 |
| Limit: FCC_Part15.209_RE(3m)            | Margin: 0                |
| Probe: HORN_3117_00167055(1-18GHZ)      | Polarity: Horizontal     |
| EUT: Computer BOX                       | Power: AC 120V/60Hz      |
| Note: Mode 2:Transmit at 2462MHz by 11g |                          |



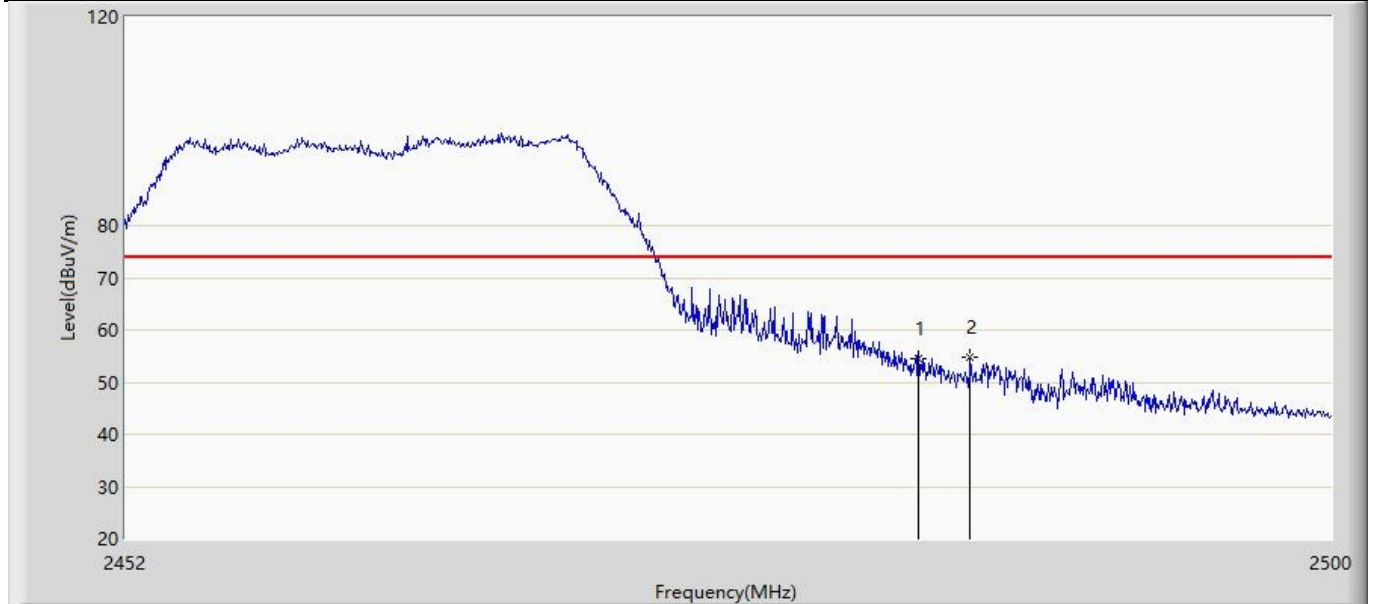
| No | Mark | Frequency (MHz) | Measure Level (dBuV/m) | Reading Level (dBuV) | Over Limit (dB) | Limit (dBuV/m) | Factor (dB) | Type |
|----|------|-----------------|------------------------|----------------------|-----------------|----------------|-------------|------|
| 1  |      | 2483.500        | 59.789                 | 28.363               | -14.211         | 74.000         | 31.426      | PK   |
| 2  | *    | 2484.544        | 60.571                 | 29.142               | -13.429         | 74.000         | 31.429      | PK   |

|   |                          |
|---|--------------------------|
| Profile: 2250810R                       | Page No.: 15             |
| Engineer: Yu Liu                        |                          |
| Site: AC5                               | Time: 2022/06/23 - 08:05 |
| Limit: FCC_Part15.209_RE(3m)            | Margin: 0                |
| Probe: HORN_3117_00167055(1-18GHZ)      | Polarity: Vertical       |
| EUT: Computer BOX                       | Power: AC 120V/60Hz      |
| Note: Mode 2:Transmit at 2462MHz by 11g |                          |



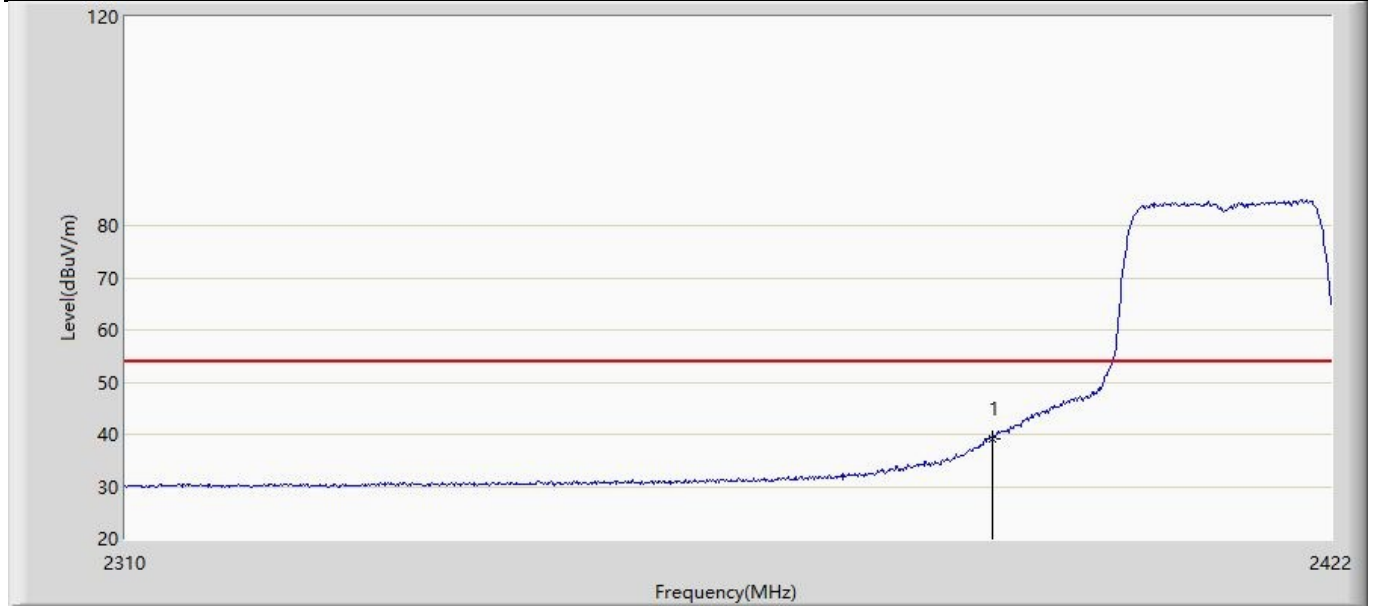
| No | Mark | Frequency (MHz) | Measure Level (dBuV/m) | Reading Level (dBuV) | Over Limit (dB) | Limit (dBuV/m) | Factor (dB) | Type |
|----|------|-----------------|------------------------|----------------------|-----------------|----------------|-------------|------|
| 1  | *    | 2483.500        | 35.908                 | 4.482                | -18.092         | 54.000         | 31.426      | AV   |

|   |                          |
|---|--------------------------|
| Profile: 2250810R                       | Page No.: 16             |
| Engineer: Yu Liu                        |                          |
| Site: AC5                               | Time: 2022/06/23 - 08:06 |
| Limit: FCC_Part15.209_RE(3m)            | Margin: 0                |
| Probe: HORN_3117_00167055(1-18GHZ)      | Polarity: Vertical       |
| EUT: Computer BOX                       | Power: AC 120V/60Hz      |
| Note: Mode 2:Transmit at 2462MHz by 11g |                          |



| No | Mark | Frequency (MHz) | Measure Level (dBuV/m) | Reading Level (dBuV) | Over Limit (dB) | Limit (dBuV/m) | Factor (dB) | Type |
|----|------|-----------------|------------------------|----------------------|-----------------|----------------|-------------|------|
| 1  |      | 2483.500        | 54.592                 | 23.166               | -19.408         | 74.000         | 31.426      | PK   |
| 2  | *    | 2485.552        | 54.694                 | 23.262               | -19.306         | 74.000         | 31.431      | PK   |

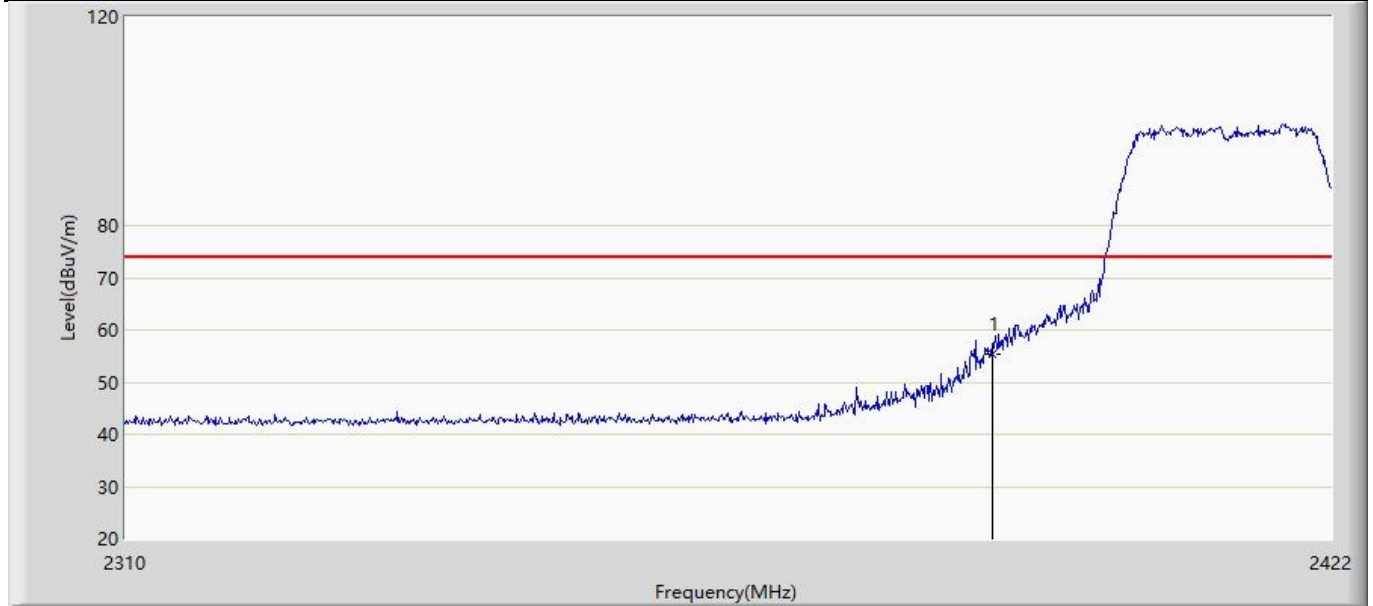
|   |                          |
|---|--------------------------|
| Profile: 2250810R                         | Page No.: 17             |
| Engineer: Yu Liu                          |                          |
| Site: AC5                                 | Time: 2022/06/23 - 08:07 |
| Limit: FCC_Part15.209_RE(3m)              | Margin: 0                |
| Probe: HORN_3117_00167055(1-18GHZ)        | Polarity: Horizontal     |
| EUT: Computer BOX                         | Power: AC 120V/60Hz      |
| Note: Mode 3:Transmit at 2412MHz by 11n20 |                          |



| No | Mark | Frequency (MHz) | Measure Level (dBuV/m) | Reading Level (dBuV) | Over Limit (dB) | Limit (dBuV/m) | Factor (dB) | Type |
|----|------|-----------------|------------------------|----------------------|-----------------|----------------|-------------|------|
| 1  | *    | 2390.000        | 39.080                 | 7.938                | -14.920         | 54.000         | 31.141      | AV   |

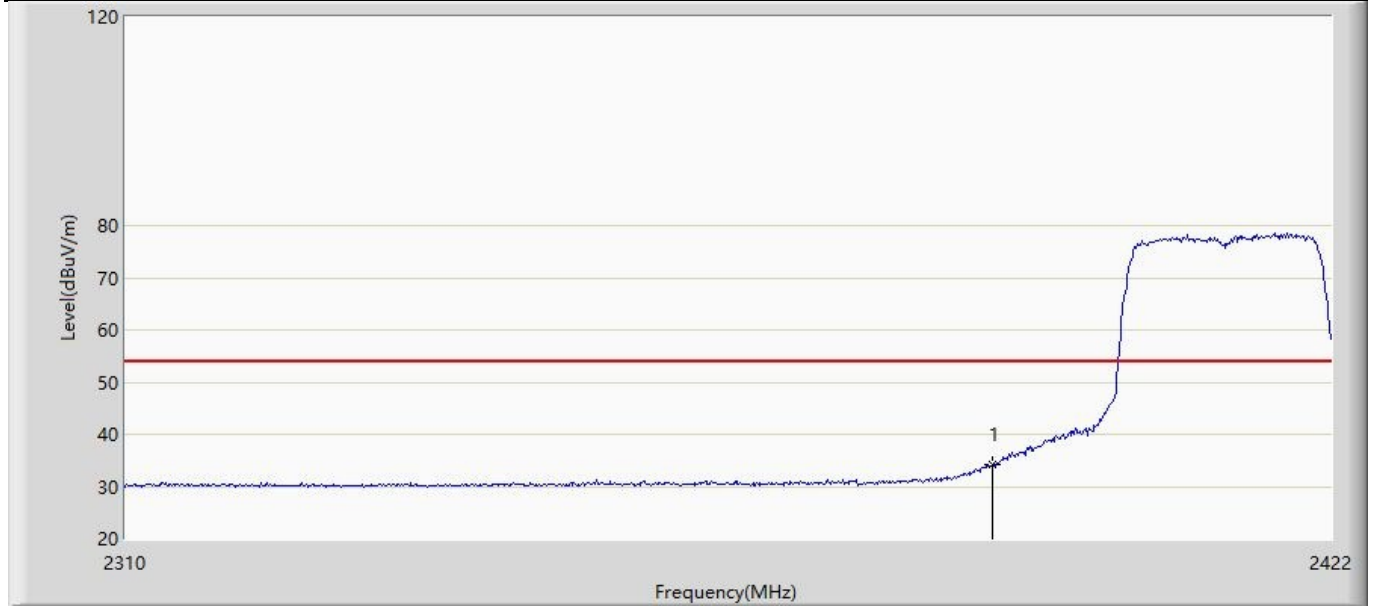


|   |                          |
|---|--------------------------|
| Profile: 2250810R                         | Page No.: 18             |
| Engineer: Yu Liu                          |                          |
| Site: AC5                                 | Time: 2022/06/23 - 08:09 |
| Limit: FCC_Part15.209_RE(3m)              | Margin: 0                |
| Probe: HORN_3117_00167055(1-18GHZ)        | Polarity: Horizontal     |
| EUT: Computer BOX                         | Power: AC 120V/60Hz      |
| Note: Mode 3:Transmit at 2412MHz by 11n20 |                          |



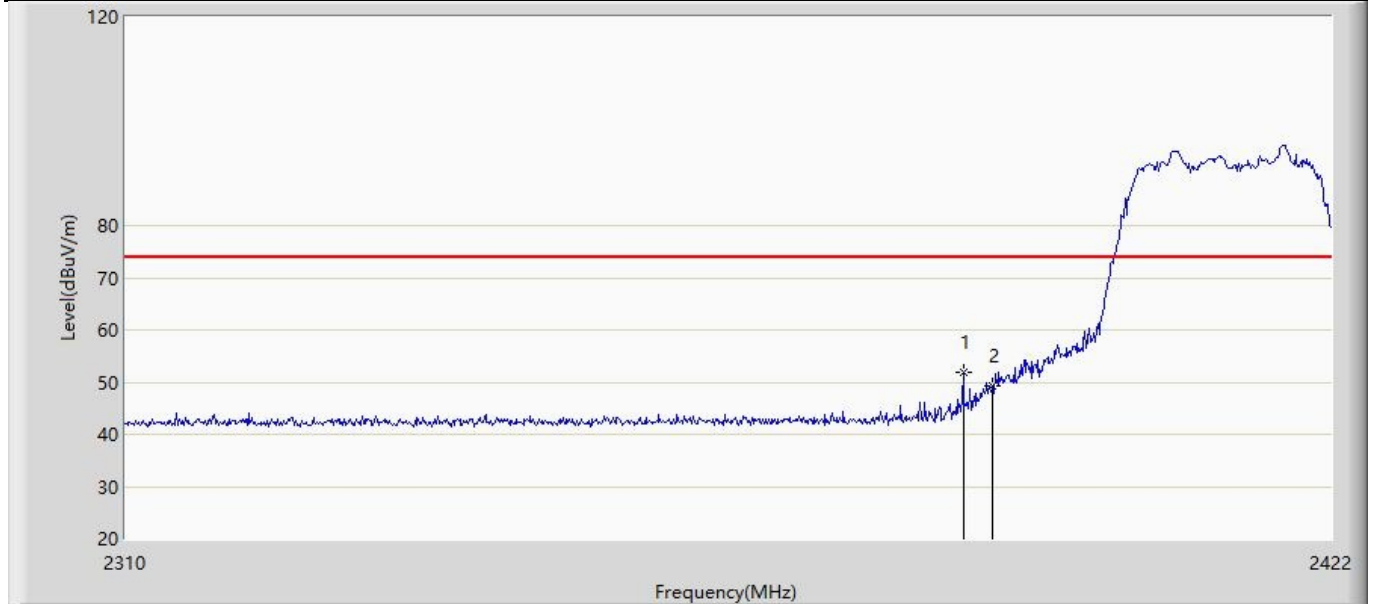
| No | Mark | Frequency (MHz) | Measure Level (dBuV/m) | Reading Level (dBuV) | Over Limit (dB) | Limit (dBuV/m) | Factor (dB) | Type |
|----|------|-----------------|------------------------|----------------------|-----------------|----------------|-------------|------|
| 1  | *    | 2390.000        | 55.425                 | 24.283               | -18.575         | 74.000         | 31.141      | PK   |

|   |                          |
|---|--------------------------|
| Profile: 2250810R                         | Page No.: 19             |
| Engineer: Yu Liu                          |                          |
| Site: AC5                                 | Time: 2022/06/23 - 08:11 |
| Limit: FCC_Part15.209_RE(3m)              | Margin: 0                |
| Probe: HORN_3117_00167055(1-18GHZ)        | Polarity: Vertical       |
| EUT: Computer BOX                         | Power: AC 120V/60Hz      |
| Note: Mode 3:Transmit at 2412MHz by 11n20 |                          |



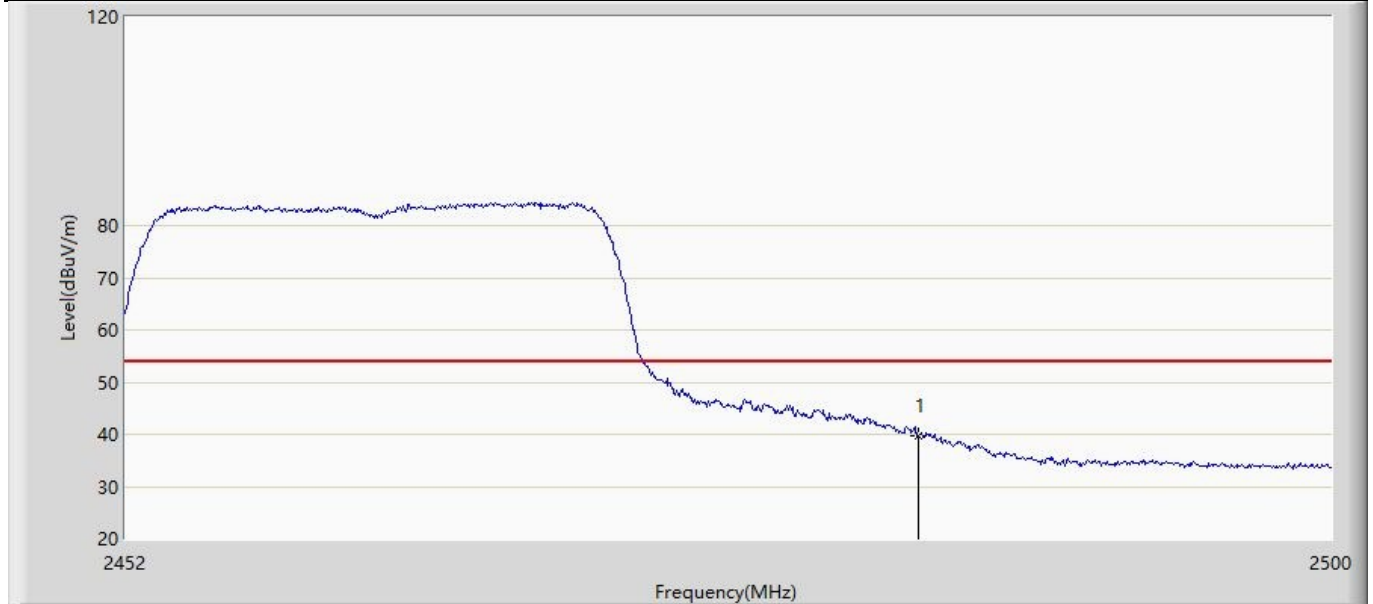
| No | Mark | Frequency (MHz) | Measure Level (dBuV/m) | Reading Level (dBuV) | Over Limit (dB) | Limit (dBuV/m) | Factor (dB) | Type |
|----|------|-----------------|------------------------|----------------------|-----------------|----------------|-------------|------|
| 1  | *    | 2390.000        | 34.277                 | 3.135                | -19.723         | 54.000         | 31.141      | AV   |

|   |                          |
|---|--------------------------|
| Profile: 2250810R                         | Page No.: 20             |
| Engineer: Yu Liu                          |                          |
| Site: AC5                                 | Time: 2022/06/23 - 08:12 |
| Limit: FCC_Part15.209_RE(3m)              | Margin: 0                |
| Probe: HORN_3117_00167055(1-18GHZ)        | Polarity: Vertical       |
| EUT: Computer BOX                         | Power: AC 120V/60Hz      |
| Note: Mode 3:Transmit at 2412MHz by 11n20 |                          |



| No | Mark | Frequency (MHz) | Measure Level (dBuV/m) | Reading Level (dBuV) | Over Limit (dB) | Limit (dBuV/m) | Factor (dB) | Type |
|----|------|-----------------|------------------------|----------------------|-----------------|----------------|-------------|------|
| 1  | *    | 2387.280        | 51.814                 | 20.682               | -22.186         | 74.000         | 31.132      | PK   |
| 2  |      | 2390.000        | 49.146                 | 18.004               | -24.854         | 74.000         | 31.141      | PK   |

|   |                          |
|---|--------------------------|
| Profile: 2250810R                         | Page No.: 21             |
| Engineer: Yu Liu                          |                          |
| Site: AC5                                 | Time: 2022/06/23 - 08:13 |
| Limit: FCC_Part15.209_RE(3m)              | Margin: 0                |
| Probe: HORN_3117_00167055(1-18GHZ)        | Polarity: Horizontal     |
| EUT: Computer BOX                         | Power: AC 120V/60Hz      |
| Note: Mode 3:Transmit at 2462MHz by 11n20 |                          |



| No | Mark | Frequency (MHz) | Measure Level (dBuV/m) | Reading Level (dBuV) | Over Limit (dB) | Limit (dBuV/m) | Factor (dB) | Type |
|----|------|-----------------|------------------------|----------------------|-----------------|----------------|-------------|------|
| 1  | *    | 2483.500        | 39.609                 | 8.183                | -14.391         | 54.000         | 31.426      | AV   |