



### Appendix D. SAR Test Setup Photos

#### Hotspot SAR Exposure Condition



Front, Test Separation 10 mm



Back, Test Separation 10 mm




Right Side, Test Separation 10 mm



Left Side, Test Separation 10 mm




Top Side, Test Separation 10 mm




Bottom Side, Test Separation 10 mm

**Body-worn SAR Exposure Condition**




**Front, Test Separation 10 mm**




**Back, Test Separation 10 mm**

Limbs SAR Exposure Condition



Front, Test Separation 0 mm



Back, Test Separation 0 mm



Right Side, Test Separation 0 mm



Left Side, Test Separation 0 mm




Top Side, Test Separation 0 mm



Bottom Side, Test Separation 0 mm

**For Sensor off SAR**



**Front, Test Separation 5 mm**



**Back, Test Separation 13 mm**



**Top Side, Test Separation 12 mm**

### Antenna Location

