



***Conducted Test Setup Placement:***




Front View of the Test Configuration



Side View of the Test Configuration

***Radiated Test Setup Placement:***




Front View of the Test Configuration – X




Rear View of the Test Configuration – X

***Radiated Test Setup Placement:***




Front View of the Test Configuration – Y




Rear View of the Test Configuration – Y

***Radiated Test Setup Placement:***



Front View of the Test Configuration – Z



Rear View of the Test Configuration – Z

*EUT, Test Antennas and Test site*



Below 30MHz



Above 30MHz