

## 9. PHOTOGRAPHS

### 9.1. Photo of Input Power Measurement

M/N : TSK-M1702BME



M/N : TSK-M1702MA




## 9.2. Photo of Output Frequency Measurement

M/N : TSK-M1702BME



M/N : TSK-M1702MA




### 9.3. Photo of Frequency Measurement

M/N : TSK-M1702BME



M/N : TSK-M1702MA



#### 9.4. Photos of Conducted Emission Measurement

M/N : TSK-M1702BME



FRONT VIEW OF RADIATED MEASUREMENT



BACK VIEW OF RADIATED MEASUREMENT



M/N : TSK-M1702MA



FRONT VIEW OF RADIATED MEASUREMENT



BACK VIEW OF RADIATED MEASUREMENT

9.5. Photos of Radiated Measurement at Semi-Anechoic Chamber (Below 1GHz)

M/N : TSK-M1702BME




FRONT VIEW OF RADIATED MEASUREMENT



BACK VIEW OF RADIATED MEASUREMENT

M/N : TSK-M1702MA



FRONT VIEW OF RADIATED MEASUREMENT



BACK VIEW OF RADIATED MEASUREMENT

9.6. Photos of Radiated Measurement at Semi-Anechoic Chamber (Above 1GHz)

M/N : TSK-M1702BME



FRONT VIEW OF RADIATED MEASUREMENT



BACK VIEW OF RADIATED MEASUREMENT



M/N : TSK-M1702MA



FRONT VIEW OF RADIATED MEASUREMENT



BACK VIEW OF RADIATED MEASUREMENT