

Windows Business PAD

BP80



User's Manual

- Please read the following warnings before using the product.
- Shapes and colors of the images shown in this manual may differ from the actual products.
- Contents of the manuals may differ based on the software version of products or conditions of the wireless provider.

- This user manual is protected by copyright.
- This user manual has been created by the Bluebird Soft. We have done our best not to create typos, editing errors, and leaving out any information. Please understand if there are any inconveniences.
- This product's program is legally protected. Illegal copying, transmitting, or erasing of the program is prohibited.
- This product's partial functions might have problems from the environment, user program, and other machines.
- The radio equipment can't be used for life saving services because there is possibility to have radio interference and failure.

REGISTERED TRADEMARK



Pidion is an emerging global brand, striving to lead the market in performance and mobility. Their products represent reliability, innovation, and innovative technology. Pidion is a registered trademark from the global brand of Bluebird Soft Inc. and is copyright protected.

User's guidance

Device type	User's guidance
<p>A-level (IT Device at work)</p>	<p>This device is registered as suitable for electromagnetic wave use at workplace. It should be appropriately considered by dealers or users. If you sell or buy this device by mistake, please replace it with a product for home use.</p>
<p>Type registration</p>	<p>This wireless device may cause propagation interference, and so, it cannot be used for life-saving services.</p>

※ Please read warnings and cautious before use.

Contents

Notice Before Using Device	5
Precautions Before Using Battery	5
About the product	
1. Checking components	6
2. Checking names of parts	7
3. Features	8
Learning Basics	
1. To Connect the Terminal Power	9
Device Specifications	10
Q & A	11
Service Center	12
Warranty Certificate	14

Notice Before Using Device



This information is for your own safety. Please observe the following precautions.

- This device is qualified for the standard of the safety of human body against electromagnetic wave. For your own safety, please use certified devices provided by headquarter.

If not the case, we cannot guarantee your safety.

- Do not press power button on the device if the device is wet or do not touch adapter or power cord with wet hands. There is risk of electric shock.
- Do not remodel, take apart, or repair the device. Please refer to your customer service center.

If not the case, you will not be able to get your free repair service.

- Please follow instructions when using the battery.
- Do not use your device at an explosive danger zone.
- In case your device is wet, do not put your device in heaters, microwaves, or etc to dry- there is a risk of explosion or it can be the cause of malfunction.
(Please note there is a label in the device that changes color when it gets wet. In this case you will not be able to get your free repair service.)
- Do not use your device when boarding a plane or inside of hospitals.
- Please backup the data and information from your device.

During the repair or upgrade, there is a slight possibility of your data being erased.

(Ring tones, text/voice message, characters will be reset.)

- Please refrain from using your device while driving. If you are in an unavoidable situation, stop your vehicle or use your hand free kit.
- Do not use in places of high temperature and high humidity. The following can be the causes of malfunction: getting wet from the rain, spilling drinks, and taking it in with you at the sauna (high temp.)

In these cases, you cannot receive your free repair service.

- Do not place credit cards, phone cards, bankbook, and tickets next to the device. The magnetic forces of the device can damage the information of listed item.
- Please avoid impacts or vibrations. When the device is not in use, unplug the power cord and place it at a safe place where it won't drop.
- Do not place your device at a dusty place. Keep your power cord away from any heating devices. Unplug the power cord when cleaning. If there are any dusts or residue clean the power cords pins thoroughly.
- When a battery is not in use for a long time, please charge and store it at room temperature. Even for fully charged battery, the lifetime can be decreased because of its own properties of voltage decrease.
- Do not paint your device. It can damage your screen or your device's exterior.

Also, the paint can peel off and it triggers allergies. If there is allergic reaction, please find medical advice.

Precautions Before Using Battery



These are safety precautions in order to prevent a dangerous accident.
Please use the battery correctly and carefully observe the instructions.

- If the battery is taken apart by impact, applied heat, submersion, or hole-drilling, there is a risk of a dangerous explosion. Please keep away from children and animals.
- Leaving the battery in the vehicles under direct sunlight or any enclosed space with hot temperature can deform or break down the battery.
- Please do not make any improper contact on battery contact pin with necklaces, coins or any electric conductors. Do not give any impact by sharp object. There is a risk of explosion.
- Please use only the designated battery for the device.
If the original battery is not used, the life of the device may decrease and there is a risk of explosion. (In this case you cannot receive the free repair service)
- When charging the battery, you must use the supplied standard power adapter.
If the original adapter is not used, the battery life may decrease and may explode. (In this case you cannot receive the free repair service)

About the product

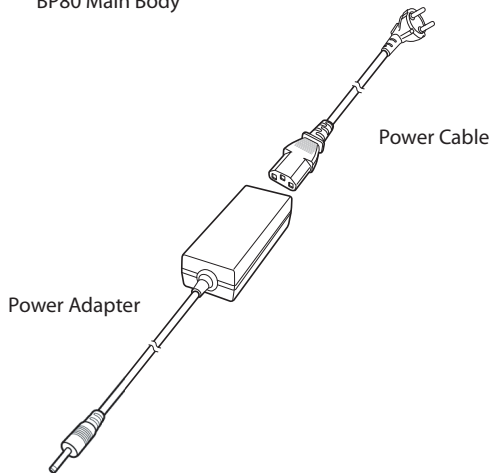
1. Checking components

The images in this User's Manual may not reflect the color and shape of the actual product.

Please contact the Customer Care Center if you wish to purchase any additional or optional products.



BP80 Main Body



Power Cable

Power Adapter

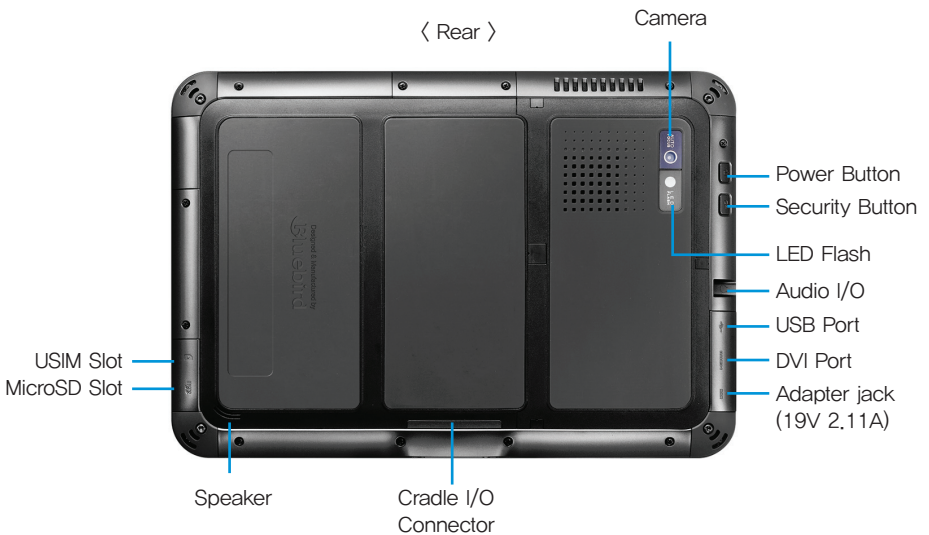
About the product

2. Checking names of parts

< Front >




< Rear >



About the product

3. Features

The front panel includes the following features:



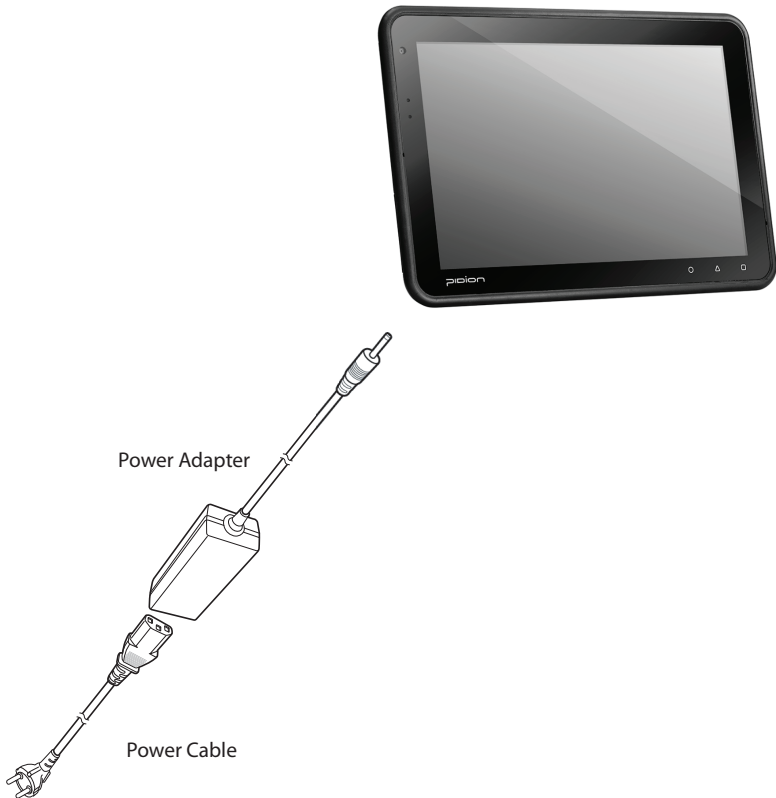
Item	Description
1. Power Button	Turns on the device
2. Security Button	BP80 lock can be turned off. Perform the same "Ctrl + Alt + Delete key and the computer's functions.
3. Audio I/O	Can connect headphones and speakers, or other audio devices. Compatible (3,5mm jack)
4. USB Port	You can connect an external storage device and the external device.
5. DVI Port	Digital audio and video devices can be connected. Support to Micro HDMI (type D).
6. Adapter jack (19V 2,11A)	Adapter can charge.



Item	Description
1. MicroSD Slot	External memory card slot
2. USIM Slot	USIM card is inserted, the wireless network operators to provide broadband network if necessary, can be used.

Learning Basics

1. To Connect the BP80 Power



As you see in the picture, connect the adapter with the power cable to charge the power.



- When The battery of the device is low, it may warn you with a ring and a message.
- The charging time can vary depending on the environment.
A new battery is only partially charged. Please charge fully before using.

Device Specifications

Physical Characteristics	
Dimensions (W x H x D)	•182 x 264 x 17.7 mm / 7.1 x 10.3 x 0.6 inch
Weight	•980g/2.1lb(Including battery)
Display	• Eyelluminate™ Display; 10.1-inch LED-backlit widescreen Multi-Touch display with IPS technology; 1280 x 800 pixel; Crystal Clear View at all Angles(even under direct Sunlight); Covered with Anti FingerPrint Coated Corning® Gorilla Glass®
Keypad	Virtual
Battery	Built-in 51.8-watt-hour(14,000mAh) rechargeable lithium-polymer battery; Beyond 8 hours Battery Life
Expansion Slot	User-accessible MicroSD slot for removable memory card up to 32G
SIM/SAM Slot	1 SIM
Audio	Loud Speaker and microphone
Camera	Rear: 3 megapixel Autofocus LED Flash; Video recording, HD with audio; Front: 1.3 megapixel; Webcam
GPS	Assisted GPS
Sensor	Ambient light sensor; Motion Sensor
Performance Characteristics	
Processor	• 1.6GHz Processor , Hyper Threading
OS	• Optional, Windows 7; Windows Embedded standard 7P
Memory	• 2 GB SDRAM
Storage	• Optional, 64GB/32GB Solid State Drive (SSD)
Interface	• 1 USB Host; 1 Micro HDMI; Power Jack; Headset Jack; Docking connector
User Environment Characteristics	
Durability	•TankSmith™ Technology IP65 Sealing 0.8m / 2.7ft. Drop to steel surface, 1 drops per 6 sides 1.2m / 4ft. Drop to steel surface, 2drops per 6 sides (Applying the ruggedness pack)
Vibration	• 4Gs peak, 5Hz to 2kHz, 1 hour duration per axis
Operating Temp	• 5°C to 43°C / 41°F to 110°F
Storage Temp	• -20°C to 65°C / -4°F to 149°F
Humidity	• 95% non-condensing
ESD	• +/-15kv Air, +/-8kv contact, +/-2kv charge body
Integrated Radio Options	
WWAN Radio(Optional)	• 4G LTE, HSPA+/HSPA/UMTS, EDGE/GSM
WLAN Radio(Optional)	• IEEE 802.11 a/b/g/n (Rigorous Security in Full Support: WPA, WPA2, 802.1X, WEP, AES-CCMP, TKIP)
WPAN Radio(Optional)	• Bluetooth V4.0 LE
NFC(Optional)	• NFC(Near Field Communication), All Types Supported(MIFARE/CALYPSO/FELICA/ETC.); ISO21481 (NFCIP-2), TypeA, Type B
Security Characteristics	
Security	• Stonewall Security™; BitLocker™, BitLocker To Go, AppLocker, TPM, Enhanced Writer Filter (Varies on OS Option)
peripherals	
Options	• Smart Plug Type 1 : Magstripe Reader Smart Plug Type 2 : Barcode Scanner & Scan Key / IC card / Spin hand strap / SAM Slot in one Square Handle (type 1 or type2) 1Slot Cradle Blue-Pen



Please ask your sales representative for the specs not listed above.

Q & A

Q Water went into my device. What do I do?

A First, remove the battery from the device and completely dry them in a dry place.

After drying for a good period of time, try to turn it on. If it still does not turn on, the main-board or other parts needs to be replaced.

Please contact to your service center.

Q The BP80 won't turn on.

A The program may be damaged. Please try resetting your device. If it still doesn't work, Please contact the service center.

Q The BP80 won't charge.

A A Make sure the power cable and your device have been properly connected.

Try to clean the charging terminals. If they still do not work, your battery life might be finished or it may be a broken battery.

(The battery warranty lasts for 6 months)

Q How do I get the repair service?

A You can send the device via a delivery service to headquarter.

When sending the package, make sure you pay for the shipping fee in advance.

When the repair is finished, headquarter will cover the shipping cost.

Q My battery drains very quickly.

A The battery can be drained quickly when the Wi-Fi or Bluetooth is turned on.

If it drains quickly regardless of using the options above, please purchase another battery.



• If you have done the above and the device still does not work, please contact to the service center.

• After the 1 year warranty the repair service will be charged.

Service Center

Before Requesting After-Sales Service

Before asking for after-sales service, please back up the data from the terminal. We do not back up data from the products received in the Customer Care Center. Therefore, we assume no responsibility for loss/deletion of data.

Bluebird Soft Customer Service

- FAX : +82-2-548-0870
- E-Mail : mookseven@bluebird.co.kr
- Address : Customers service center, SSang-young IT twintower B 703,
Sangdaewon-dong 442-5, Joongwon-gu, Sungnam-si, Keonggi-do,
Korea

Operating hours

- Mon.-Fri. : 9:30 A.M. ~ 6:30 P.M. (GMT Time: +9 Hours)
- The center is closed on Saturdays, Sundays and holidays.

Registering for After-Sales Service

- We receive the products for after-sales service through mail, delivery service and hand carry only in principle.
- If you bought the product from any party other than the authorized dealer, you need to register the product before asking for after-sales service.
- Please enclose an evidence of purchasing or the receipt to the product for after-sales service.
- Please enclose the name, telephone number, address and symptom for prompt service.
- You can ask for after-sales service through the dealer or the Customer Care Center in the head office.
- Do not intentionally damage the label on the product.
- Damaged label may result in a disadvantage to the customer.
- When you return the product to Bluebird Soft for service, please put the product in a protective box.
- Warranty will not be provided for any damage occurring during delivery. We recommend you to use the box and protective cover supplied with the product.
- Make sure to deliver the product in a safe way. Bluebird Soft assumes no responsibility for loss of the product during delivery.

Service Center

Charged Service

1. If it is not a default, it will be charged when requesting for after-sales service.
 - Service request due to inappropriate use of the customer
 - Loss of a PIN number
 - Use of programs that might effect the program (over-clock, forceful changes in the input of the system, personal developments)
2. Default due to a mistake on the part of the customer
 - Default due to inappropriate or careless use of the product (dropping, submersion under water, shock, damage, unreasonable operations, etc).
 - Default due to a repair or unauthorized technician.
 - Default caused intentionally or by carelessness of the customer.
 - Default due to the use of fraudulent parts or components.
3. Other cases
 - Default due to nature (fire, damage due to sea wind, flood damage, etc.).
 - Expendable parts have exhausted there life (batteries, antenna, or other component parts).
4. Regulations of treatment after charged service
 - If the same default occurs on the part that had been repaired within a 2 months(60 days) period, it will be provided with free of charge repair service.

There will be no returning of goods or repayment upon the following situation



- Removal of the sealing of the product if it had been sealed.
 - If the product has been damaged due to careless use by the customer or due to a natural disaster (floods, rain, fire, etc.).
 - Loss of product or other components (CD, diskette, manual, connecting cables, etc).
 - Damage to the product after 10 days of purchase, the product will either be exchanged or provided with after-sales service (note, returning of goods or repayment is not allowed).
-

Warranty Certificate

Thank you for purchasing a product from Bluebird Soft Inc.

- If a circumstance arises where you lose a receipt or the certificate of guarantee, then the term of guarantee will be calculated 3 months (certified by the number of the manufacture, a certificate of inspection) after the date of manufacture.
- In case of accessories (such as batteries), only those that match the sales list managed by the service center will be eligible for customer service.
- A repair or an exchange of batteries that does not match the sales list of the service center due to the carelessness of the customer will be fully charged.

Name of Product	Windows Business PAD
Name of Model	BP80
Date of Purchase	
Manufacture Number	
Place of Purchase	
Term of Guarantee	1 year from purchase

Warranty

1. Bluebird Soft Inc. (hereinafter referred to as Bluebird) provides the warranty service for its products in compliance with the regulations on compensation for damage of customer.
2. Upon receiving a notification on a defect of its product within the range of warranty during the warranty period, Bluebird will repair or replace the defective product according to its warranty policy.
3. If the defective product within the range of warranty is not repairable or replaceable, Bluebird shall refund the purchasing price within a designated period from the date of receiving a notice of defect.
4. Bluebird assumes no responsibility for repairing, replacement or refund until it receives the defective product from the customer. The replacement shall be equivalent to a new product in the aspect of performance.
5. Warranty of Bluebird is valid in the countries where the Bluebird products are distributed by Bluebird. (Contract for additional warranty service like field service)
6. Bluebird products may contain the recycled products, components or materials equivalent to new products in the aspect of performance.
7. This warranty is applied to software products only when the programming commands are not executed. Bluebird does not guarantee interruption-free or error-free performance.



Bluebird

Customers Service Center

Hours

Mon. ~ Fri. : 9:30 A.M. ~ 6:30 P.M.
(GMT Time: +9 Hours)

We are not open on Saturday,
Sundays and National Holidays.

Address

Customers service center, SSang-young
IT twintower B 703, Sangdaewon-dong
442-5, Joongwon-gu, Sunghnam-si,
Keonggi-do, Korea

**Bluebird constantly strives to bring
utmost satisfaction to all our customers.**

Federal Communications Commission (FCC) Statement

15.21 You are cautioned that changes or modifications not expressly approved by the part responsible for compliance could void the user's authority to operate the equipment.

This device complies with Part 15 of the FCC Rules.

Operation is subject to the following two conditions:

- 1) this device may not cause interference and
- 2) this device must accept any interference, including interference that may cause undesired operation of the device.

15.105(b) This equipment has been tested and found to comply with the limits for a Class B digital device, pursuant to part 15 of the FCC rules. These limits are designed to provide reasonable protection against harmful interference in a residential installation. This equipment generates, uses and can radiate radio frequency energy and, if not installed and used in accordance with the instructions, may cause harmful interference to radio communications. However, there is no guarantee that interference will not occur in a particular installation. If this equipment does cause harmful interference to radio or television reception, which can be determined by turning the equipment off and on, the user is encouraged to try to correct the interference by one or more of the following measures:

- Reorient or relocate the receiving antenna.
- Increase the separation between the equipment and receiver.
- Connect the equipment into an outlet on a circuit different from that to which the receiver is connected.
- Consult the dealer or an experienced radio/TV technician for help.

• INFORMATION

This device and its antenna(s) must not be co-located or operating in conjunction with any other antenna or transmitter except in accordance with FCC multi-transmitter product procedures.

The use of a permanently attached antenna or of an antenna that user a unique coupling to the intentional radiator shall be considered sufficient to comply with the provisions of required this section.

The manufacturer may design the unit so that broken antenna can be replaced by the user, but the use of a standard antenna jack or electrical connector is prohibited.