A1000x User Guide

07/20/2016

Polaroid | 10.1" TABLET

A1000x
User Guide

In the box

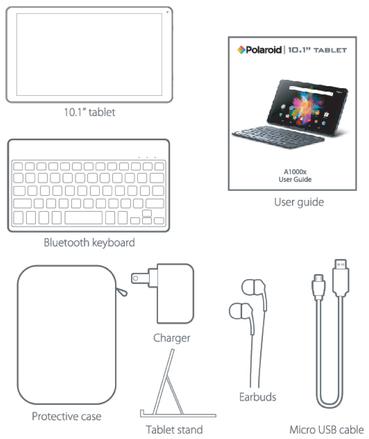

Care & safety precautions

- During charging, keep your device and charger near room temperature for efficient battery charging.
- New batteries are not fully charged.
- New batteries or batteries stored for a long time may take more time to charge.
- The included charger is intended for indoor use only.
- Service should only be provided by an authorized service provider.
- Never attempt to disassemble, repair or modify the tablet yourself.
- Do not use the tablet in rain or other wet locations.
- Avoid spilling any liquid on the tablet.
- In case the tablet gets wet, unplug all cables and turn off the tablet.
- Do not attempt to dry the tablet with an external heat source.
- Unplug all cables and turn off the tablet before cleaning.
- Use a soft, lint-free cloth to clean the tablet and display.
- Avoid getting moisture in open ports.
- Do not use household cleaners, solvents, alcohol, or abrasives to clean the tablet.
- Routinely check the tablet for proper and safe conditions. If there is any damage, or broken parts, remove the tablet from use.
- If for any reason the screen (display) is fractured or cracked, immediately remove this product from use and contact Customer Support.
- It is rare but possible for seizures to be triggered by light flashes or patterns such as those on computer or TV screens. To reduce exposure to this potential hazard, play/watch in a well-lit room, sit an appropriate distance from the screen and take 10- to 15-minute breaks every hour.
- Cords could be a strangulation hazard.
- Keep out of reach of children under 3 years of age.
- Children pulling on the cord could cause the computer monitor or other equipment to which the device is connected to fall with possibility of property damage, serious injury, or death. Adult supervision required during use.
- Long-term exposure to loud sounds, at high volume, may result in permanent hearing loss.
- When using headphones or earbuds, it is recommended that the product is listened to at lower volumes for shorter periods of time. Set the volume while in a quiet environment; turn the volume down if you cannot hear the people speaking near you.
- Limit the listening time to 90 minutes, followed by a quiet period. The louder the volume, the less time required before your hearing may be affected.
- If you experience ringing in your ears or hear muffled speech, stop listening and have your hearing checked.

WARNING: TO REDUCE THE RISK OF FIRE OR ELECTRICAL SHOCK, DO NOT EXPOSE THIS PRODUCT TO RAIN OR MOISTURE.

THE LIGHTNING FLASH WITH ARROWHEAD SYMBOL, WITHIN AN EQUILATERAL TRIANGLE, IS INTENDED TO ALERT THE USER TO THE PRESENCE OF UNINSULATED "DANGEROUS VOLTAGE" WITHIN THE PRODUCT'S ENCLOSURE THAT MAY BE OF SUFFICIENT MAGNITUDE TO CONSTITUTE A RISK OF ELECTRIC SHOCK TO PERSONS.	**WARNING** RISK OF ELECTRIC SHOCK DO NOT OPEN **WARNING:** TO REDUCE THE RISK OF ELECTRIC SHOCK, DO NOT REMOVE COVER (OR BACK). NO USER SERVICEABLE PARTS INSIDE. REFER SERVICING TO QUALIFIED SERVICE PERSONNEL.	THE EXCLAMATION POINT WITHIN THE EQUILATERAL TRIANGLE IS INTENDED TO ALERT THE USER TO THE PRESENCE OF IMPORTANT OPERATING AND MAINTENANCE (SERVICING) INSTRUCTIONS IN THE LITERATURE ACCOMPANYING THE PRODUCT.

Buttons, ports & hardware

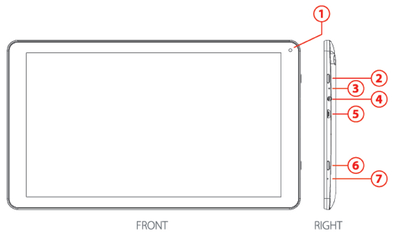

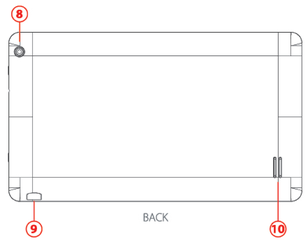

1. Front camera
2. Power button
3. Reset hole
4. Headphone jack
5. Micro USB port
6. Back button
7. Microphone
8. Rear camera
9. Micro SD card slot
10. Speaker

Specifications:

- 10.1" display (1024 x 600)
- Android 6.0, Marshmallow
- Quad-Core processor
- 1GB RAM
- 8GB internal storage
- Micro SD card slot
- Front & rear cameras
- Wi-Fi
- Bluetooth®

Charging

Connect the tablet to a wall outlet using the included charger and Micro USB cable as shown below.

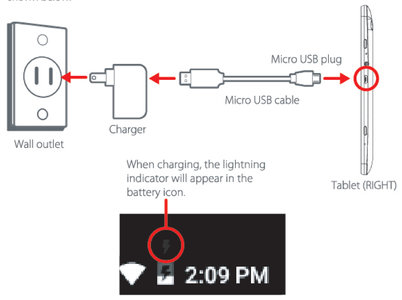

Battery Tips:

- *Turn off Wi-Fi when it's not in use.*
- *Lock the tablet (turning the display off) to shorten charging time.*
- *To optimize battery time and performance, adjust the "Brightness" and "Screen timeout" options in the Settings panel.*
- *It is recommended to keep the brightness level at 50% or under if the tablet is in use while charging.*

Power ON / OFF

Turning on the tablet
Press & hold the ⏻ button until the startup screen appears.

Power off the tablet
Press & hold the ⏻ button until the "Power off" option appears.

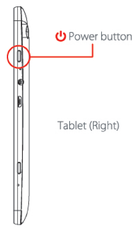

Lock the tablet (standby)
Briefly press the ⏻ button.
(Lock the tablet to conserve the battery).

Unlock the tablet
Briefly press the ⏻ button, and slide the "Lock icon" up.

Lock screen

Turning on

1. Press and hold the Power ⏻ button to get started.
2. Follow the initial setup wizard prompts.
3. To use the Google Play store, sign into or create a Google account.

Startup screen

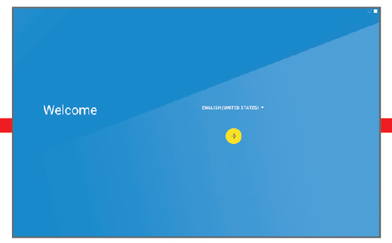

Setup wizard

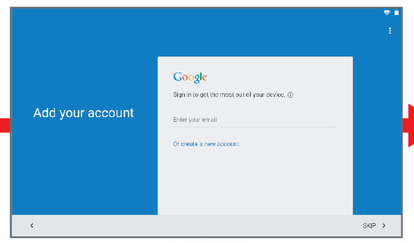

Google account

If you use Gmail™, you already have a Google account — if not, you can create an account now.

Home screen

Google Play™

Google Play

Google Play™ is a digital content experience from Google where you can find and enjoy your favorite music, movies, TV shows, books, and Android™ apps and games. It's your entertainment hub: you can access it from the web or from your Android device, and all your content is instantly available across your devices.

Home screen

Home Screen



Widgets

To add a widget, press and hold anywhere on the home screen, and select the "Widgets" option.

Press and hold widgets to place them on the home screen as shown below.

Apps Screen

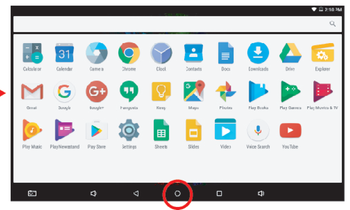

Back to Home Screen

Notifications and Quick Settings

Notifications panel

Swipe down from the top edge of the screen to display the Notifications panel where you can browse and reply to your emails, check software updates, reminders and more.

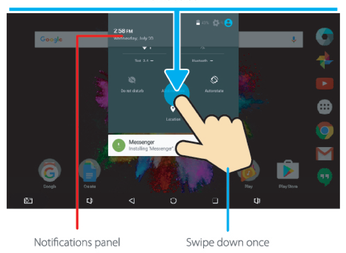

Quick Settings panel

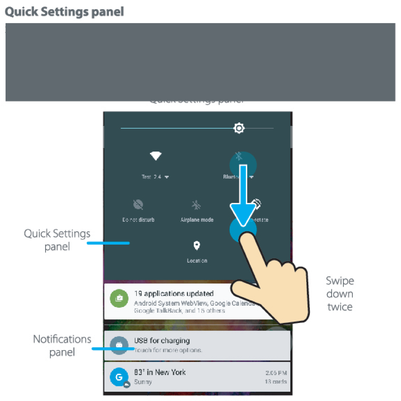

Connecting

Wi-Fi and Bluetooth*

To enable/disable Wi-Fi or Bluetooth*, simply tap the icons on the Quick Settings panel as shown below.

To access more settings options, select the ⚙ icon.

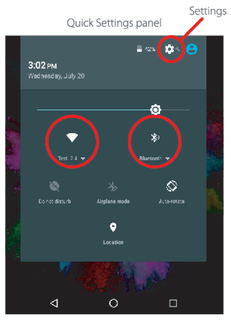

Expanding the storage

Inserting a Micro SD card

The tablet supports Micro SD cards up to 64GB (not included).

To install a Micro SD card into the tablet, carefully insert the card as shown below into the card slot until it clicks and locks into place.

To remove the Micro SD card, gently press it inward to eject.

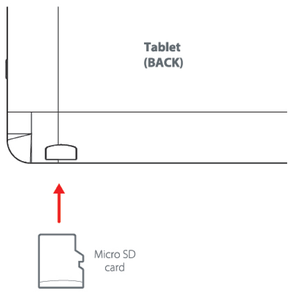

Transferring files

1. Connect the tablet to the computer using the included Micro USB cable as shown below.
2. Tap the "USB for charging" notification on the tablet screen.
3. Select "File transfers".
4. The internal storage of the tablet will appear on your PC.

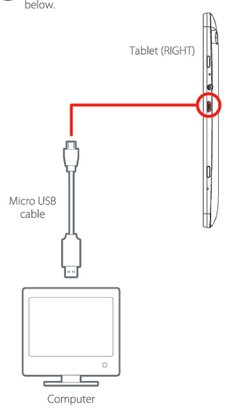

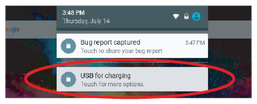

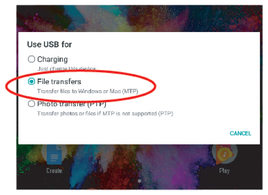

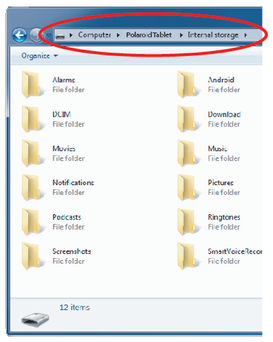

Reset

If the tablet malfunctions or freezes, you can use the reset hole to restart it.

To reset the tablet, take a metal pin (such as the end of a paper clip) and gently push the recessed reset button on the side of the tablet as shown below.

The tablet will restart.

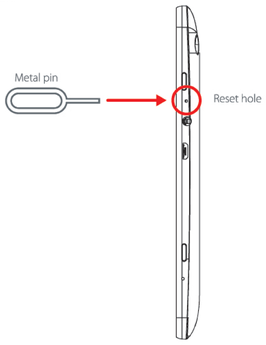

Legal information

FCC Part 15:
This equipment has been tested and found to comply with the requirements for a Class B digital device under Part 15 of the Federal Communications Commission (FCC) rules. These requirements are intended to provide reasonable protection against harmful interference in a residential installation. This equipment generates, uses and can radiate radio frequency energy and, if not installed and used in accordance with the instructions, may cause harmful interference to radio communications. However, there is no guarantee that interference will not occur in a particular installation. If this equipment does cause harmful interference to radio or television reception, which can be determined by turning the equipment off and on, the user is encouraged to try to correct the interference by one or more of the following measures:

- Re-orient or relocate the receiving antenna.
- Increase the separation between the equipment and receiver.
- Connect the equipment into an outlet on a circuit different from that to which the receiver is connected.
- Consult the dealer or an experienced radio/TV technician for help.

Do not attempt to repair or modify this equipment. Warning: Changes or modifications to this equipment not expressly approved by the party responsible for compliance could void the user's authority to operate the equipment.
"This device complies with Part 15 of the FCC Rules. Operation is subject to the following two conditions:

(1) this device may not cause harmful interference, and
(2) this device must accept any interference received, including interference that may cause undesired operation"
Shielded USB cables must be used with this unit to ensure compliance with the Class B FCC limits.

Information Regarding Exposure to Radio Frequency Energy
Your Device is designed and manufactured not to exceed the emission limits for exposure to RF energy set by the Federal Communications Commission of the United States (FCC). Information on your Device is on file with the FCC and can be found under the Display Grant section of http://www.fcc.gov/oet/ea/ after searching on the FCC ID for your Device, which can be found on the back of the Device.

PLR IP Holdings, LLC, its licensees and affiliates, fully support all electronic waste initiatives. As responsible stewards of the environment, and to avoid violating established laws, you should properly dispose of this product in compliance with all applicable regulations, directives or other governances in the area where you reside. Please check with local authorities or the retailer where you purchased this product to determine a location where you can appropriately dispose of the product.

You may also go to www.polaroid.com and reference Social Responsibility http://www.polaroid.com/social-responsibility to learn more about the specific laws in your area and to locate a collection facility near your home.

Instantly recognizable. Instantly reassuring. The Polaroid Classic Border and Polaroid Color Spectrum logos let you know you've purchased a product that exemplifies the best qualities of our brand and that contributes to our rich heritage of quality and innovation.

If your electronic device has internal memory on which personal or other confidential data may be stored, you may want to perform a data sanitization process before you dispose of your device to assure another party cannot access your personal data. Data sanitization varies by the type of product and its software, and you may want to research the best sanitization process for your device before disposal. You may also check with your local recycling facility to determine their data sanitization procedures during the recycling process.

Battery Disposal & Recycle
This device contains a Lithium-ion battery. The battery must be recycled or disposed of properly. Contact your local waste management office for information on battery recycling or disposal. ☎ 1-800-822-8837

Limited Warranty

LIMITED WARRANTY TO ORIGINAL CONSUMER
This Product (including any accessories included in the original packaging) as supplied and distributed new by an authorized retailer is warranted by AIT, Inc. (AIT) to the original consumer purchaser against defects in materials and workmanship ("Warranty") as follows:

Product Type : Tablet, Territory : United States / Canada, Parts Warranty : 1 Year, Labor Warranty : 1 Year

To obtain warranty service:
- Call the Customer Support number located below, or go to our website portal to receive an SRO number.
- Provide proof of the date of purchase within the package (Dated bill of sale).
- Prepay all shipping costs to the authorized service center, and remember to insure your return.
- Include a return shipping address (no P.O. Boxes), a telephone contact number, and the defective unit within the package.
- Describe the defect or reason you are returning the product.

Customer Support:
☎ **1-877-768-8481 (Toll Free)**
Monday - Friday: 8AM - 10PM (EST)
www.southerntelecom.com
Click on "Product Support"

Your product will be repaired or replaced, at our option, for the same or similar model of equal value if examination by the service center determines this product is defective. Products received damaged as a result of shipping will require you to file a claim with the carrier.

The shipping address of the authorized service center is:

Customer Service Dept. 36
c/o Southern Telecom
400 Kennedy Drive
Sayreville NJ 08872

Warranty service not provided
This warranty does not cover damage resulting from accident, misuse, abuse, improper installation or operation, lack of reasonable care, unauthorized modification including software modifications such as the installation of custom firmwares. This warranty is voided in the event any unauthorized person opens, alters or repairs this product. All products being returned to the authorized service center for repair must be suitably packaged.

NO WARRANTIES, WHETHER EXPRESS OR IMPLIED, INCLUDING, BUT NOT LIMITED TO, ANY IMPLIED WARRANTIES OF MERCHANTABILITY OR FITNESS FOR A PARTICULAR PURPOSE, OTHER THAN THOSE EXPRESSLY DESCRIBED ABOVE, SHALL APPLY. DISTRIBUTOR FURTHER DISCLAIMS ALL WARRANTIES, AFTER THE EXPRESS WARRANTY PERIOD STATED ABOVE. NO OTHER EXPRESS WARRANTY OR GUARANTY GIVEN BY ANY PERSON, FIRM OR ENTITY WITH RESPECT TO THE PRODUCT SHALL BE BINDING ON DISTRIBUTOR. REPAIR, REPLACEMENT, OR REFUND OF THE ORIGINAL PURCHASE PRICE - AT DISTRIBUTOR'S SOLE DISCRETION - ARE THE EXCLUSIVE REMEDIES OF THE CONSUMER. IN NO EVENT WILL DISTRIBUTOR, ITS MANUFACTURERS, OR PLR IP HOLDINGS, LLC, BE LIABLE FOR ANY INCIDENTAL, DIRECT, INDIRECT, SPECIAL, PUNITIVE OR CONSEQUENTIAL DAMAGES (SUCH AS, BUT NOT LIMITED TO, DAMAGES FOR LOSS OF PROFITS, BUSINESS, SAVINGS, DATA OR RECORDS) CAUSED BY THE USE, MISUSE OR INABILITY TO USE THE PRODUCT, EXCEPT AS STATED HEREIN. NO OTHER WARRANTIES SHALL APPLY. NOTWITHSTANDING THE FOREGOING, CONSUMER'S RECOVERY AGAINST DISTRIBUTOR SHALL NOT EXCEED THE PURCHASE PRICE OF THE PRODUCT SOLD BY DISTRIBUTOR. THIS WARRANTY SHALL NOT EXTEND TO ANYONE OTHER THAN THE ORIGINAL CONSUMER WHO PURCHASED THE PRODUCT AND IS NOT TRANSFERABLE.

Some countries, states or provinces do not allow the exclusion or limitation of incidental or consequential damages or allow limitations on warranties, so limitation or exclusions may not apply to you. This warranty gives you specific legal rights, and you may have other rights that vary from state to state or province to province. Contact your authorized retailer to determine if another warranty applies.