

TEST SETUP PHOTOGRAPHS

Applicant: NAVICO INC.
FCC ID: RAYHALO24


Conducted Measurements: Power Output, Pulse Measurements



Applicant: NAVICO INC.
FCC ID: RAYHALO24

TEST SETUP PHOTOGRAPHS

Conducted Measurements: Occupied Bandwidth, Emission Masks




TEST SETUP PHOTOGRAPHS

Spurious Emissions at the Antenna Terminal



TEST SETUP PHOTOGRAPHS

Field Strength of Spurious Emissions, EUT Test Arrangement



TEST SETUP PHOTOGRAPHS

Field Strength of Spurious Emissions, 30 MHz to 200 MHz (Biconical Antenna)




TEST SETUP PHOTOGRAPHS

Field Strength of Spurious Emissions, 200 MHz to 1 GHz (Log Periodic Antenna)




TEST SETUP PHOTOGRAPHS

Field Strength of Spurious Emissions, 1 – 18 GHz (Dual Ridge Waveguide Antenna)



TEST SETUP PHOTOGRAPHS

Field Strength of Spurious Emissions, > 18 GHz (Double Ridge Horn Antenna)



TEST SETUP PHOTOGRAPHS

Frequency Stability

