

Appendix C. Setup Photographs


<Radiated Emission>

X Plane for


<Ant. 0 + Ant. 2>: EN-DC 5A-n2A, EN-DC 5A-n66A

<Ant. 4 + Ant. 2>: EN-DC 66A-n2A, EN-DC 2A-n66A


LF



HF



SHF




Y Plane for

<Ant. 0>: 5G NR n5


<Ant. 4>: 5G NR n66

<Ant. 2 + Ant. 0>: EN-DC 2A-n5A


LF



HF



SHF




Z Plane for


<Ant. 4>: 5G NR n2

<Ant. 5 + Ant.0>: EN-DC 48A-n5A

LF



HF



SHF



————THE END————