

## Appendix C. Setup Photographs

<Radiated Emission>

Y Plane for

<Ant. 5>: 5G NR n77\_HPUE


<Ant. 4+5>: EN-DC 2A\_n77A

MIMO <Ant. 5+6>: 5G NR n77\_HPUE


LF



HF



SHF



Z Plane for


<Ant. 0+5>: EN-DC 5A\_n77A

<Ant. 5+5>: EN-DC 48A\_n77A


LF



HF



SHF



————THE END————