



# DFS TEST REPORT

**FCC ID** : RAXXCI55AX  
**Equipment** : TITAN II  
**Brand Name** : Verizon  
**Model Name** : ARC-XCI55AX  
**Applicant** : Arcadyan Technology Corporation  
No.8, Sec.2, Guangfu Rd.,Hsinchu, 30071 Taiwan  
**Manufacturer** : Arcadyan Technology Corporation  
No.8, Sec.2, Guangfu Rd.,Hsinchu, 30071 Taiwan  
**Standard** : 47 CFR FCC Part 15.407

The product was received on Oct. 22, 2021, and testing was started from Nov. 08, 2021 and completed on Nov. 08, 2021. We, Sporton International Inc. Hsinchu Laboratory, would like to declare that the tested sample has been evaluated in accordance with the procedures given in FCC KDB 905462 D02 UNII DFS Compliance Procedures New Rules v02 and shown compliance with the applicable technical standards.

The test results in this report apply exclusively to the tested model / sample. Without written approval of Sporton International Inc. Hsinchu Laboratory, the test report shall not be reproduced except in full.



Approved by: Sam Chen

**Sporton International Inc. Hsinchu Laboratory**  
No.8, Ln. 724, Bo'ai St., Zhubei City, Hsinchu County 302010, Taiwan (R.O.C.)



## Table of Contents

**History of this test report.....3**

**Summary of Test Result.....4**

**1 General Description .....5**

1.1 Information.....5

1.2 Accessories .....9

1.3 Support Equipment.....9

1.4 Applicable Standards .....9

1.5 Testing Location Information .....9

**2 Test Configuration of EUT.....10**

2.1 Test Channel Frequencies Configuration.....10

2.2 The Worst Case Measurement Configuration.....10

**3 Dynamic Frequency Selection (DFS) Test Result .....11**

3.1 General DFS Information .....11

3.2 Radar Test Waveform Calibration .....14

3.3 UNII Detection Bandwidth .....23

3.4 Channel Availability Check (CAC).....27

3.5 In-service Monitoring .....31

3.6 Statistical Performance Check .....38

**4 Test Equipment and Calibration Data .....117**

**5 Measurement Uncertainty .....118**

**Appendix A. Dynamic In-Service Monitoring Test (Zero-Wait CAC)**

**Appendix B. Test Photos**

**Appendix C. Photographs of EUT**



### **History of this test report**

<b>Report No.</b>	<b>Version</b>	<b>Description</b>	<b>Issued Date</b>
FZ1O1524	01	Initial issue of report	Feb. 21, 2022



### Summary of Test Result

Report Clause	Ref Std. Clause	Test Items	Result (PASS/FAIL)	Remark
3.3	FCC KDB 905462 7.8.1	DFS: UNII Detection Bandwidth Measurement	PASS	-
3.4	FCC KDB 905462 7.8.2.1	DFS: Initial Channel Availability Check Time	PASS	-
3.4	FCC KDB 905462 7.8.2.2	DFS: Radar Burst at the Beginning of the Channel Availability Check Time	PASS	-
3.4	FCC KDB 905462 7.8.2.3	DFS: Radar Burst at the End of the Channel Availability Check Time	PASS	-
3.5	FCC KDB 905462 7.8.3	DFS: In-Service Monitoring for Channel Move Time (CMT)	PASS	-
3.5	FCC KDB 905462 7.8.3	DFS: In-Service Monitoring for Channel Closing Transmission Time (CCTT)	PASS	-
3.5	FCC KDB 905462 7.8.3	DFS: In-Service Monitoring for Non-Occupancy Period (NOP)	PASS	-
3.6	FCC KDB 905462 7.8.4	DFS: Statistical Performance Check	PASS	-
3.1.4	FCC KDB 905462 8.1	User Access Restrictions	N/A	Manufacturer attestation NOT accessible to user

**Declaration of Conformity:**

1. The test results with all measurement uncertainty excluded are presented in accordance with the regulation limits or requirements declared by manufacturers. It's means measurement values may risk exceeding the limit of regulation standards, if measurement uncertainty is include in test results.
2. The measurement uncertainty please refer to report "Measurement Uncertainty".

**Comments and Explanations:**

The declared of product specification for EUT presented in the report are provided by the manufacturer, and the manufacturer takes all the responsibilities for the accuracy of product specification.

Reviewed by: **Sam Chen**

Report Producer: **Penny Kao**



# 1 General Description

## 1.1 Information

### 1.1.1 RF General Information

Specification Items	Description
Frequency Range	5250 MHz – 5350 MHz 5470 MHz – 5725 MHz
Power Type	From power adapter
Channel Bandwidth	20/40/80 MHz operating channel bandwidth
Operating Mode	<input checked="" type="checkbox"/> Master
	<input type="checkbox"/> Bridge
	<input type="checkbox"/> Mesh
	<input type="checkbox"/> Client with radar detection
	<input type="checkbox"/> Client without radar detection
Communication Mode	<input checked="" type="checkbox"/> IP Based (Load Based) <input type="checkbox"/> Frame Based
TPC Function	<input checked="" type="checkbox"/> With TPC <input type="checkbox"/> Without TPC
Weather Band (5600~5650MHz)	<input checked="" type="checkbox"/> With 5600~5650MHz <input type="checkbox"/> Without 5600~5650MHz
Power-on cycle	80MHz: Requires 80.435 seconds to complete its power-on cycle.
Firmware Number	3.1.0.4-eng0
<ul style="list-style-type: none"><li>♦ 11a, HT20 and HT40 use a combination of OFDM-BPSK, QPSK, 16QAM, 64QAM modulation.</li><li>♦ VHT20, VHT40, VHT80 use a combination of OFDM-BPSK, QPSK, 16QAM, 64QAM, 256QAM, 1024QAM modulation.</li><li>♦ HEW20, HEW40, HEW80 use a combination of OFDMA-BPSK, QPSK, 16QAM, 64QAM, 256QAM, 1024QAM modulation.</li><li>♦ EUT employ a TPC mechanism and TPC have the capability to operate at least 6 dB below highest RF output power.</li></ul>	

Note: The above information was declared by manufacturer.



TPC Power Result
For non-beamforming mode

Table with 5 columns: Mode, Min Power (dBm), Max Power (dBm), Min EIRP (dBm), Max EIRP (dBm). Rows include modes like 802.11a\_Nss1,(6Mbps)\_4TX and 802.11ax HEW20\_Nss1,(MCS0)\_4TX.

For beamforming mode

Table with 5 columns: Mode, Min Power (dBm), Max Power (dBm), Min EIRP (dBm), Max EIRP (dBm). Rows include modes like 802.11ax HEW20-BF\_Nss1,(MCS0)\_4TX and 802.11ax HEW40-BF\_Nss1,(MCS0)\_4TX.

Note: The manufacturer declared that TPC is applied to this equipment. The test result of TPC is equal to RF output power minus 6dBm which is recorded as a reference for the manufacturer.

**1.1.2 Antenna Information**

Ant.	Brand	Model Name	Antenna Type	Connector	Gain (dBi)
1	PSA	120800109200J	Dipole	I-Pex	Note 1
2	PSA	120800109300J	Dipole	I-Pex	
3	PSA	120800109400J	Dipole	I-Pex	
4	PSA	120800109500J	Dipole	I-Pex	
5	PSA	120800109600J	Dipole	I-Pex	

Note 1:

Ant.	Port		Antenna Gain (dBi)				
	WLAN 2.4GHz	WLAN 5GHz	WLAN 2.4GHz	WLAN 5GHz			
				UNII 1	UNII 2A	UNII 2C	UNII 3
1	1	1	3.01	2.79	2.88	2.91	2.83
2	2	2	2.87	3.00	3.00	2.91	2.92
3	3	3	2.93	3.05	3.09	3.02	2.97
4	4	4	2.81	3.07	3.12	2.93	3.10
5	-	5	-	3.09	2.98	3.10	3.10

Note 2: The above information was declared by manufacturer.

Note 3: Directional gain information

Type	Maximum Output Power	Power Spectral Density
Non-BF	Directional gain = Max.gain + array gain. For power measurements on IEEE 802.11 devices Array Gain = 0 dB (i.e., no array gain) for N ANT ≤ 4	$Directional\ iGain = 10 \cdot \log \left[ \frac{\sum_{j=1}^{N_{ANT}} \left\{ \sum_{k=1}^{N_{ANT}} g_{j,k} \right\}^2}{N_{ANT}} \right]$
BF	$Directional\ iGain = 10 \cdot \log \left[ \frac{\sum_{j=1}^{N_{ANT}} \left\{ \sum_{k=1}^{N_{ANT}} g_{j,k} \right\}^2}{N_{ANT}} \right]$	$Directional\ iGain = 10 \cdot \log \left[ \frac{\sum_{j=1}^{N_{ANT}} \left\{ \sum_{k=1}^{N_{ANT}} g_{j,k} \right\}^2}{N_{ANT}} \right]$

Ex.

Directional Gain (NSS1) formula :

$$Directional\ iGain = 10 \cdot \log \left[ \frac{\sum_{j=1}^{N_{ANT}} \left\{ \sum_{k=1}^{N_{ANT}} g_{j,k} \right\}^2}{N_{ANT}} \right]$$

$$NSS1(g1,1) = 10^{G1/20} ; NSS1(g1,2) = 10^{G2/20} ; NSS1(g1,2) = 10^{G3/20} ; NSS1(g1,2) = 10^{G4/20}$$

$$g_{j,k} = (NSS1(g1,1) + NSS1(g1,2) + NSS1(g1,3) + NSS1(g1,4))^2$$

$$DG = 10 \log[(NSS1(g1,1) + NSS1(g1,2) + NSS1(g1,3) + NSS1(g1,4))^2 / N_{ANT}] => 10$$

$$\log[(10^{G1/20} + 10^{G2/20} + 10^{G3/20} + 10^{G4/20})^2 / N_{ANT}]$$

Where ;

G1 = Ant 1 Gain ; G2 = Ant 2 Gain ; G3 = Ant 3 Gain ; G4 = Ant 4 Gain ;

2.4GHz DG = 8.93 dBi

5 GHz U-NII-1 DG =9.00 dBi

5 GHz U-NII-2A DG =9.04 dBi

5 GHz U-NII-2C DG =8.96 dBi

5 GHz U-NII-3 DG =8.98 dBi



The EUT has five antennas for WLAN.

**For 2.4GHz function:**

**For IEEE 802.11 b/g/n/VHT/ax mode (4TX/4RX)**

Port 1, Port 2, Port 3 and Port 4 can be used as transmitting/receiving antenna.

Port 1, Port 2, Port 3 and Port 4 could transmit/receive simultaneously.

**For 5GHz function:**

**For IEEE 802.11a/n/ac/ax mode (4TX/4RX)**

Port 1, Port 2, Port 3 and Port 4 can be used as transmitting/receiving antenna.

Port 1, Port 2, Port 3 and Port 4 could transmit/receive simultaneously.

Port 5 which has the receiving function only is used for zero wait.

**1.1.3 DFS Band Carrier Frequencies**

There are three bandwidth systems.

For 20MHz bandwidth systems, use Channel 52, 56, 60, 64, 100, 104, 108, 112, 116, 120, 124, 128, 132, 136, 140, 144.

For 40MHz bandwidth systems, use Channel 54, 62, 102, 110, 118, 126, 134, 142.

For 80MHz bandwidth systems, use Channel 58, 106, 122, 138.

Frequency Band	Channel No.	Frequency	Channel No.	Frequency
5250~5350 MHz Band 2	52	5260 MHz	60	5300 MHz
	54	5270 MHz	62	5310 MHz
	56	5280 MHz	64	5320 MHz
	58	5290 MHz	-	-
5470~5725 MHz Band 3	100	5500 MHz	124	5620 MHz
	102	5510 MHz	126	5630 MHz
	104	5520 MHz	128	5640 MHz
	106	5530 MHz	132	5660 MHz
	108	5540 MHz	134	5670 MHz
	110	5550 MHz	136	5680 MHz
	112	5560 MHz	138	5690 MHz
	116	5580 MHz	140	5700 MHz
	118	5590 MHz	142	5710 MHz
	120	5600 MHz	144	5720 MHz
	122	5610 MHz	-	-





## 1.2 Accessories

Accessories				
No.	Equipment Name	Brand Name	Model Name	Rating
1	Adapter	DELTA	ADH-42BW B	INPUT: 105-125V~60Hz, 1.2A OUTPUT: 12.0V, 3.5A, 42.0W
Other				
RJ-45 cable*1: Non-shielded, 1.5m				

## 1.3 Support Equipment

Support Equipment				
No.	Equipment	Brand Name	Model Name	FCC ID
A	Notebook	DELL	E4300	N/A
B	Notebook	DELL	E4300	N/A
C	WLAN module	Intel	AX210NGW	PD9AX210NG

## 1.4 Applicable Standards

According to the specifications of the manufacturer, the EUT must comply with the requirements of the following standards:

- ◆ 47 CFR FCC Part 15.407
- ◆ FCC KDB 905462 D02 UNII DFS Compliance Procedures New Rules v02

## 1.5 Testing Location Information

Testing Location Information	
Test Lab. : Sporton International Inc. Hsinchu Laboratory	
Hsinchu (TAF: 3787)	ADD: No.8, Ln. 724, Bo'ai St., Zhubei City, Hsinchu County 302010, Taiwan (R.O.C.) TEL: 886-3-656-9065 FAX: 886-3-656-9085 Test site Designation No. TW3787 with FCC. Conformity Assessment Body Identifier (CABID) TW3787 with ISED.

Test Condition	Test Site No.	Test Engineer	Test Environment (°C / %)	Test Date
DFS	DF01-CB	Mason Chen	22.4-22.9 / 64-66	Nov. 08, 2021

## 2 Test Configuration of EUT

### 2.1 Test Channel Frequencies Configuration

Test Channel Frequencies Configuration	
IEEE Std.	Test Channel Freq. (MHz)
802.11ax (HEW20)	5500 MHz
802.11ax (HEW40)	5510 MHz
802.11ax (HEW80)	5530 MHz

### 2.2 The Worst Case Measurement Configuration

The Worst Case Mode for Following Conformance Tests	
Tests Item	Dynamic Frequency Selection (DFS)
Test Condition	Radiated measurement The EUT shall be configured to operate at the highest transmitter output power setting. If more than one antenna assembly is intended for this power setting, the gain of the antenna assembly with the lowest gain shall be used. The DFS radar test signals have been aligned to the direction corresponding to the EUT's maximum antenna gain.
<b>Modulation Mode</b>	802.11ax (HEW20), 802.11ax (HEW40), 802.11ax (HEW80)



### 3 Dynamic Frequency Selection (DFS) Test Result

#### 3.1 General DFS Information

##### 3.1.1 DFS Parameters

Table D.1: DFS requirement values	
Parameter	Value
Non-occupancy period	Minimum 30 minutes
Channel Availability Check Time	60 seconds
Channel Move Time	10 seconds (Note 1).
Channel Closing Transmission Time	200 milliseconds + an aggregate of 60 milliseconds over remaining 10 second periods. (Notes 1 and 2).
U-NII Detection Bandwidth	Minimum 100% of the 99% power bandwidth (Note 3).

Note 1: Channel Move Time and the Channel Closing Transmission Time should be performed with Radar Type 0. The measurement timing begins at the end of the Radar Type 0 burst.

Note 2: The Channel Closing Transmission Time is comprised of 200 milliseconds starting at the beginning of the Channel Move Time plus any additional intermittent control signals required to facilitate Channel changes (an aggregate of 60 milliseconds) during the remainder of the 10 second period. The aggregate duration of control signals will not count quiet periods in between transmissions.

Note 3: During the U-NII Detection Bandwidth detection test, radar type 0 is used and for each frequency step the minimum percentage of detection is 90%. Measurements are performed with no data traffic.

Table D.2: Interference threshold values	
Maximum Transmit Power	Value (see note)
EIRP ≥ 200 mW	-64 dBm
EIRP < 200 mW and PSD < 10dBm/MHz	-62 dBm
EIRP < 200 mW and PSD ≥ 10dBm/MHz	-64 dBm

Note 1: This is the level at the input of the receiver assuming a 0 dBi receive antenna.

Note 2: Throughout these test procedures an additional 1 dB has been added to the amplitude of the test transmission waveforms to account for variations in measurement equipment. This will ensure that the test signal is at or above the detection threshold level to trigger a DFS response.

Note3: EIRP is based on the highest antenna gain. For MIMO devices refer to KDB Publication 662911D01.



**3.1.2 Applicability of DFS Requirements Prior to Use of a Channel**

Requirement	DFS Operational mode		
	Master	Client without radar detection	Client with radar detection
<i>Non-Occupancy Period</i>	Yes	Not required	Yes
<i>DFS Detection Threshold</i>	Yes	Not required	Yes
<i>Channel Availability Check Time</i>	Yes	Not required	Not required
<i>U-NII Detection Bandwidth</i>	Yes	Not required	Yes

**3.1.3 Applicability of DFS Requirements during Normal Operation**

Requirement	DFS Operational mode		
	Master	Client without radar detection	Client with radar detection
<i>DFS Detection Threshold</i>	Yes	Not required	Yes
<i>Channel Closing Transmission Time</i>	Yes	Yes	Yes
<i>Channel Move Time</i>	Yes	Yes	Yes
<i>U-NII Detection Bandwidth</i>	Yes	Not required	Yes

Additional requirements for devices with multiple bandwidth modes	Master Device or Client with Radar Detection	Client Without Radar Detection
U-NII Detection Bandwidth and Statistical Performance Check	All BW modes must be tested	Not required
Channel Move Time and Channel Closing Transmission Time	Test using widest BW mode available	Test using the widest BW mode available for the link
All other tests	Any single BW mode	Not required

**Note:** Frequencies selected for statistical performance check (Section 7.8.4) should include several frequencies within the radar detection bandwidth and frequencies near the edge of the radar detection bandwidth. For 802.11 devices it is suggested to select frequencies in each of the bonded 20 MHz channels and the channel center frequency.



**3.1.4 User Access Restrictions**

<b>User Access Restrictions</b>	
<input checked="" type="checkbox"/>	DFS controls (hardware or software) related to radar detection are NOT accessible to the user. Manufacturer statement confirming that information regarding the parameters of the detected Radar Waveforms is not available to the end user.

**3.1.5 Channel Loading/Data Streamin**

<input type="checkbox"/>	The data file (MPEG-4) has been transmitting in a streaming mode.
<input checked="" type="checkbox"/>	Software to ping the client is permitted to simulate data transfer with random ping intervals.
<input checked="" type="checkbox"/>	Minimum channel loading of approximately 17%.
<input type="checkbox"/>	Unicast protocol has been used.



### 3.2 Radar Test Waveform Calibration

#### 3.2.1 Short Pulse Radar Test Waveforms

Radar Type	Pulse Width (µsec)	PRI (µsec)	Number of Pulses	Minimum Percentage of Successful Detection	Minimum Trials
0	1	1428	18	See Note 1	See Note 1
1A	1	15 unique PRI in KDB 905462 D02 Table 5a	$\text{Roundup}\left\{\left(\frac{1}{360}\right) \times \left(\frac{19 \times 10^6}{PRI}\right)\right\}$	60%	15
1B	1	15 unique PRI within 518-3066, Excluding 1A PRI		60%	15
2	1-5	150-230	23-29	60%	30
3	6-10	200-500	16-18	60%	30
4	11-20	200-500	12-16	60%	30
Aggregate (Radar Types 1-4)				80%	120
<b>Note 1:</b> Short Pulse Radar Type 0 should be used for the detection bandwidth test, channel move time, and channel closing time tests.					

A minimum of 30 unique waveforms are required for each of the short pulse radar types 1 through 4. If more than 30 waveforms are used for short pulse radar types 1 through 4, then each additional waveform must also be unique and not repeated from the previous waveforms. The aggregate is the average of the percentage of successful detections of short pulse radar types 1-4.

#### 3.2.2 Long Pulse Radar Test Waveform

Radar Type	Pulse Width (µsec)	Chirp Width (MHz)	PRI (µsec)	Number of Pulses per Burst	Number of Bursts	Minimum Percentage of Successful Detection	Minimum Trials
5	50-100	5-20	1000-2000	1-3	8-20	80%	30

Each waveform is defined as follows:

- The transmission period for the Long Pulse Radar test signal is 12 seconds.
- There are a total of 8 to 20 Bursts in the 12 second period, with the number of Bursts being randomly chosen. This number is Burst Count.
- Each Burst consists of 1 to 3 pulses, with the number of pulses being randomly chosen. Each Burst within the 12 second sequence may have a different number of pulses.
- The pulse width is between 50 and 100 microseconds, with the pulse width being randomly chosen. Each pulse within a Burst will have the same pulse width. Pulses in different Bursts may have different pulse widths.
- Each pulse has a linear FM chirp between 5 and 20 MHz, with the chirp width being randomly chosen. Each pulse within a transmission period will have the same chirp width. The chirp is centered on the pulse. For example, with a radar frequency of 5300 MHz and a 20 MHz chirped signal, the chirp starts at 5290 MHz and

ends at 5310 MHz.

- If more than one pulse is present in a Burst, the time between the pulses will be between 1000 and 2000 microseconds, with the time being randomly chosen. If three pulses are present in a Burst, the time between the first and second pulses is chosen independently of the time between the second and third pulses.
- The 12 second transmission period is divided into even intervals. The number of intervals is equal to Burst Count. Each interval is of length (12,000,000 / Burst Count) microseconds. Each interval contains one Burst. The start time for the Burst, relative to the beginning of the interval, is between 1 and [(12,000,000 / Burst Count) – (Total Burst Length) + (One Random PRI Interval)] microseconds, with the start time being randomly chosen. The step interval for the start time is 1 microsecond. The start time for each Burst is chosen independently.

### 3.2.3 Frequency Hopping Radar Test Waveform

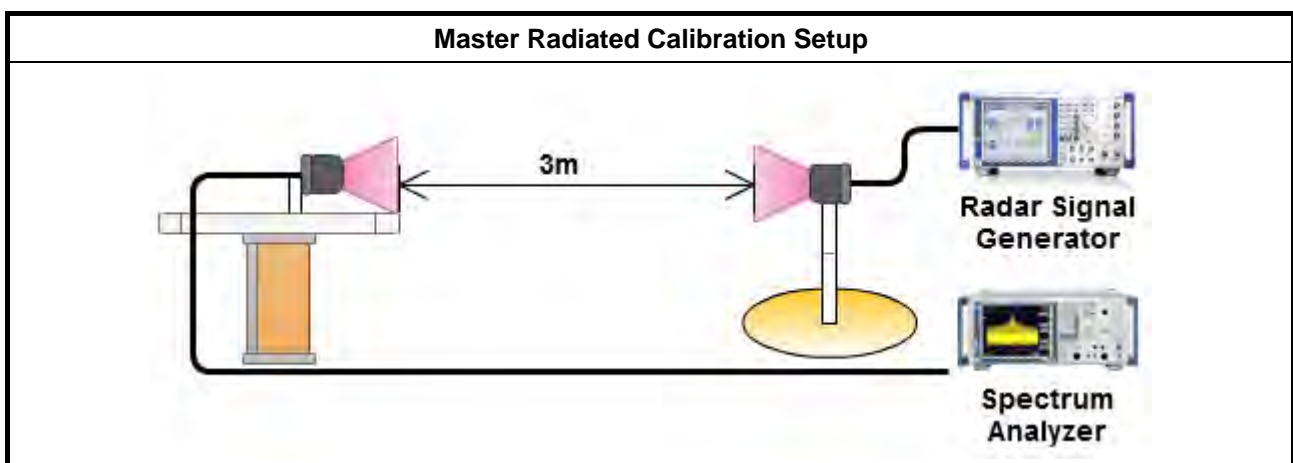
Radar Type	Pulse Width (µsec)	PRI (µsec)	Pulses per Hop	Hopping Rate (kHz)	Hopping Sequence Length (ms)	Minimum Percentage of Successful Detection	Minimum Trials
6	1	333	9	0.333	300	70%	30

The FCC Type 6 waveform uses a static waveform with 100 bursts in the instruments ARB. In addition, the RF list mode is operated with a list containing 100 frequencies from a randomly generated list and it had be ensured that at least one of the random frequencies falls into the UNII Detection Bandwidth of the DUT. Each burst from the waveform file initiates a trigger pulse at the beginning that switches the RF list from one item to the next one.

### 3.2.4 DFS Threshold Level

DFS Threshold Level	
DFS Threshold level: -63 dBm	<input type="checkbox"/> at the antenna connector
	<input checked="" type="checkbox"/> in front of the antenna
The Interference <b>Radar Detection Threshold Level</b> is $-64 \text{ dBm} + 0 \text{ [dBi]} + 1 \text{ dB} = -63 \text{ dBm}$ . That had been taken into account the output power range and antenna gain.	

### 3.2.5 Calibration Setup

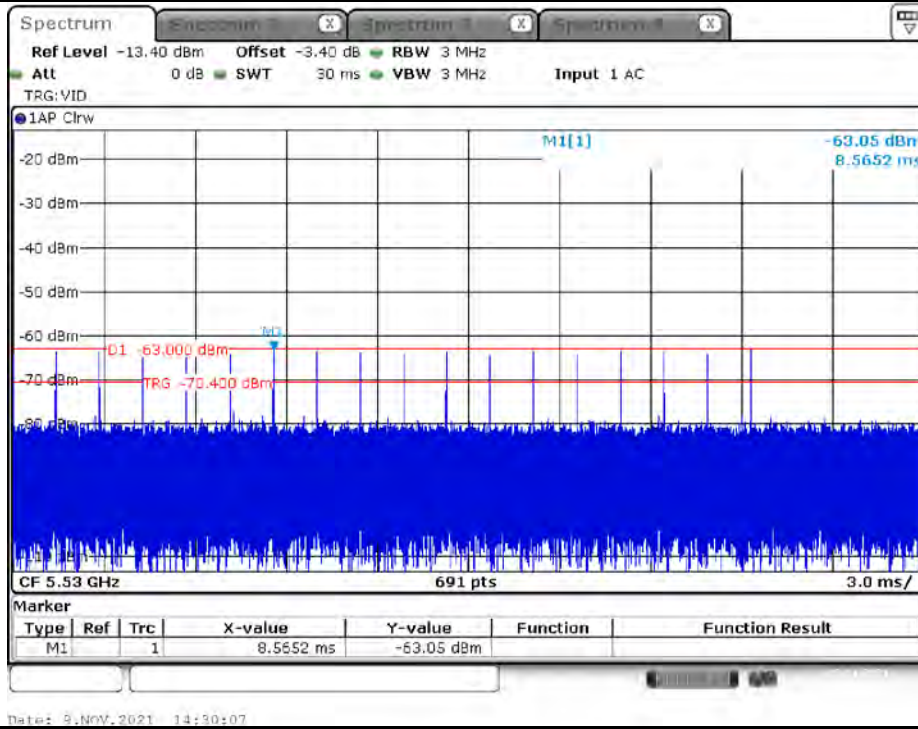




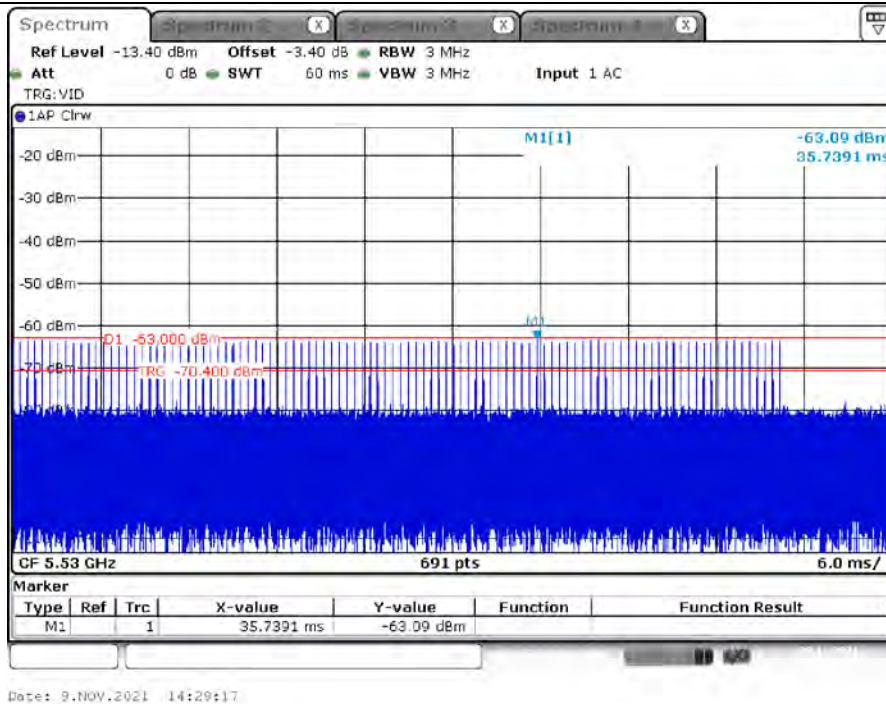
### 3.2.6 Radar Waveform calibration Plot

Test Frequency: 5530 MHz

Radar #0 DFS detection threshold level



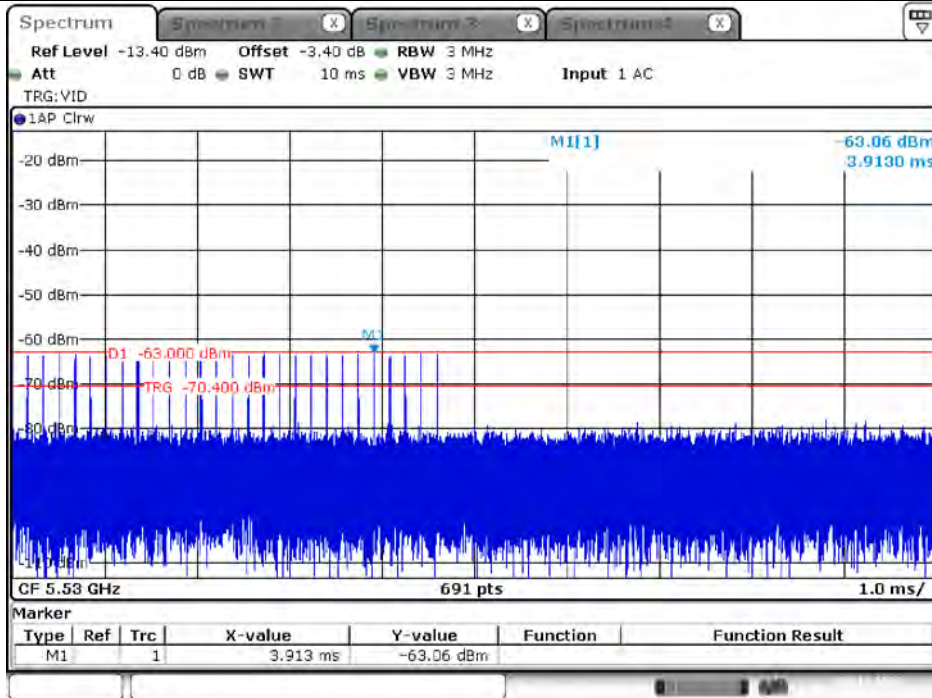
Radar #1 DFS detection threshold level





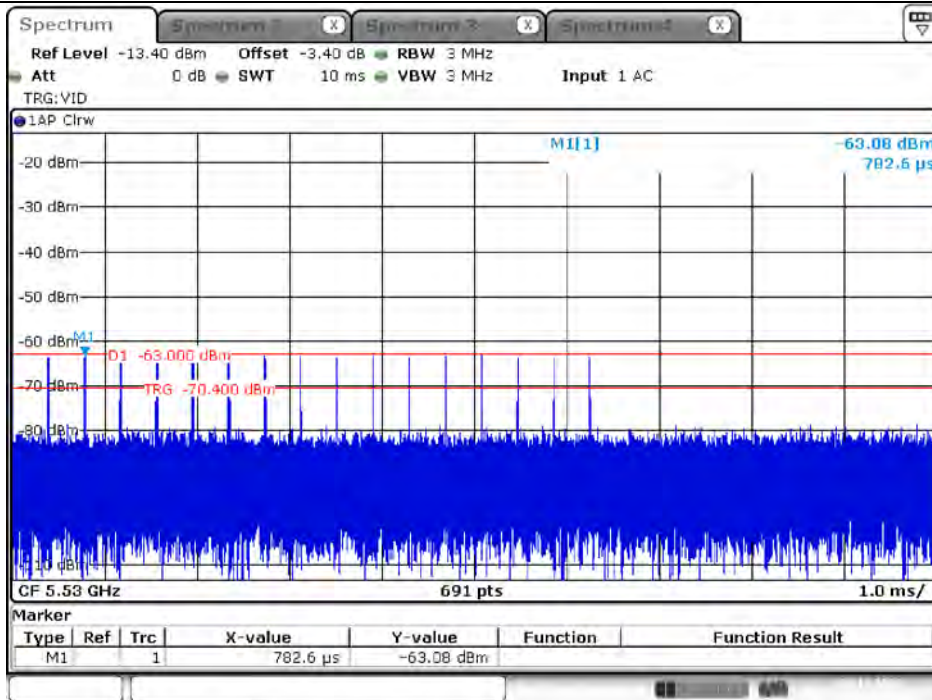


Radar #2 DFS detection threshold level



Date: 9.NOV.2021 14:26:16

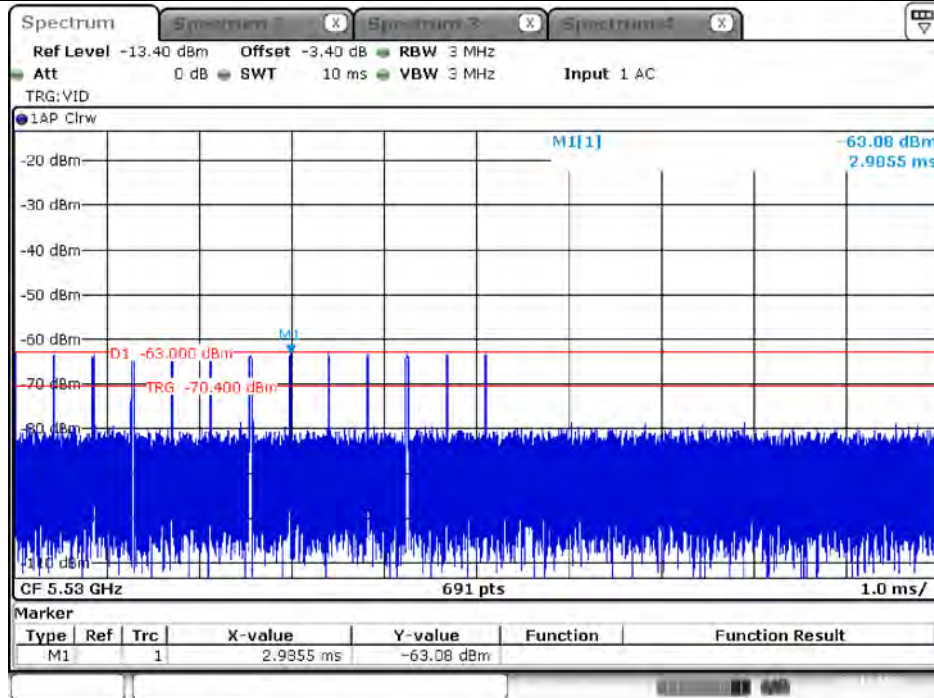
Radar #3 DFS detection threshold level



Date: 9.NOV.2021 14:27:42

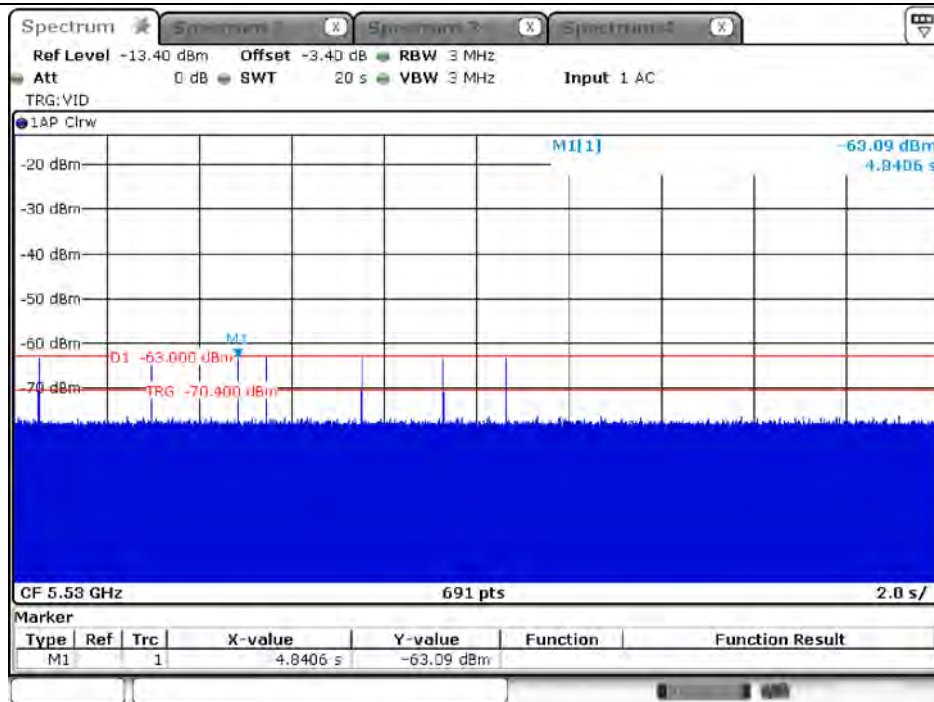


**Radar #4 DFS detection threshold level**



Date: 9.NOV.2021 14:27:00

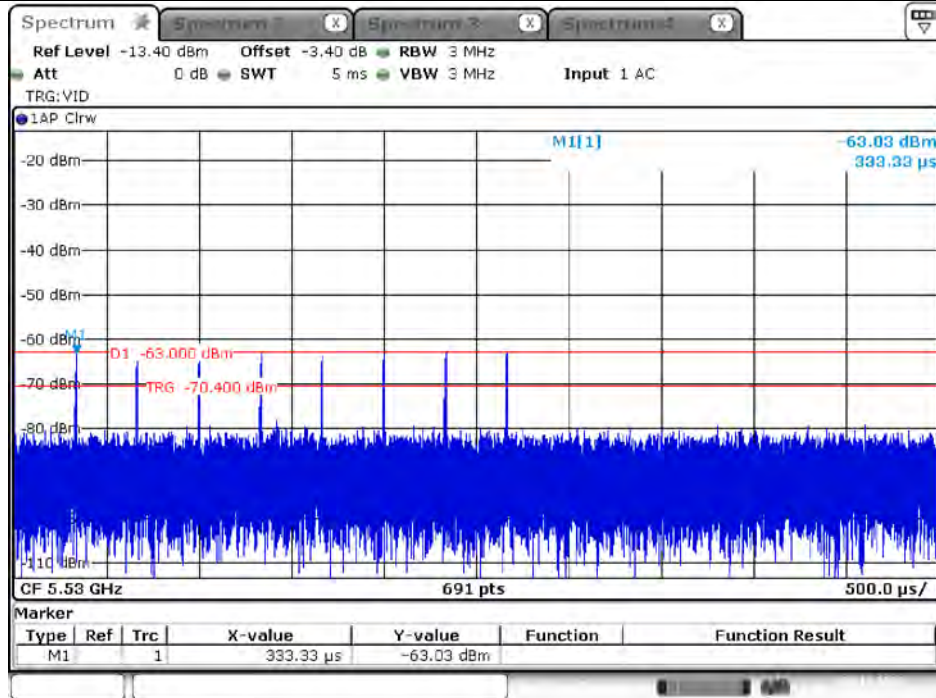
**Radar #5 DFS detection threshold level**



Date: 9.NOV.2021 14:24:23



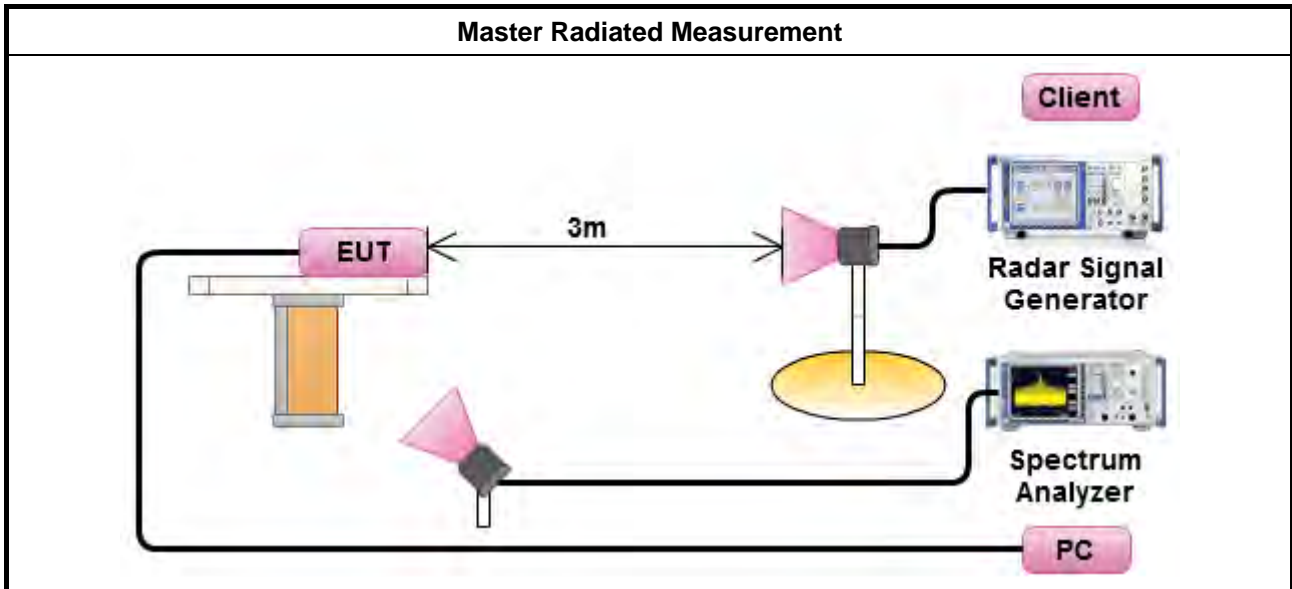
Radar #6 DFS detection threshold level



Date: 9.NOV.2021 14:20:41

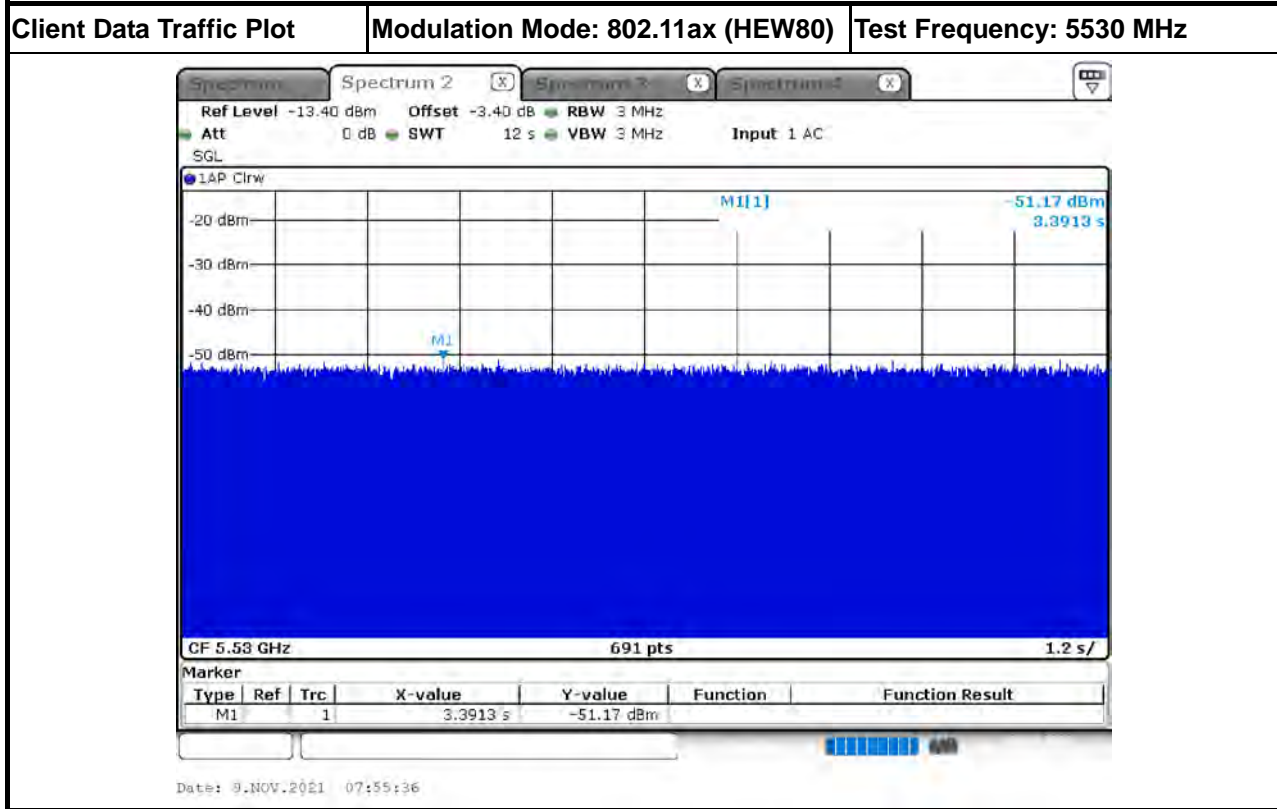
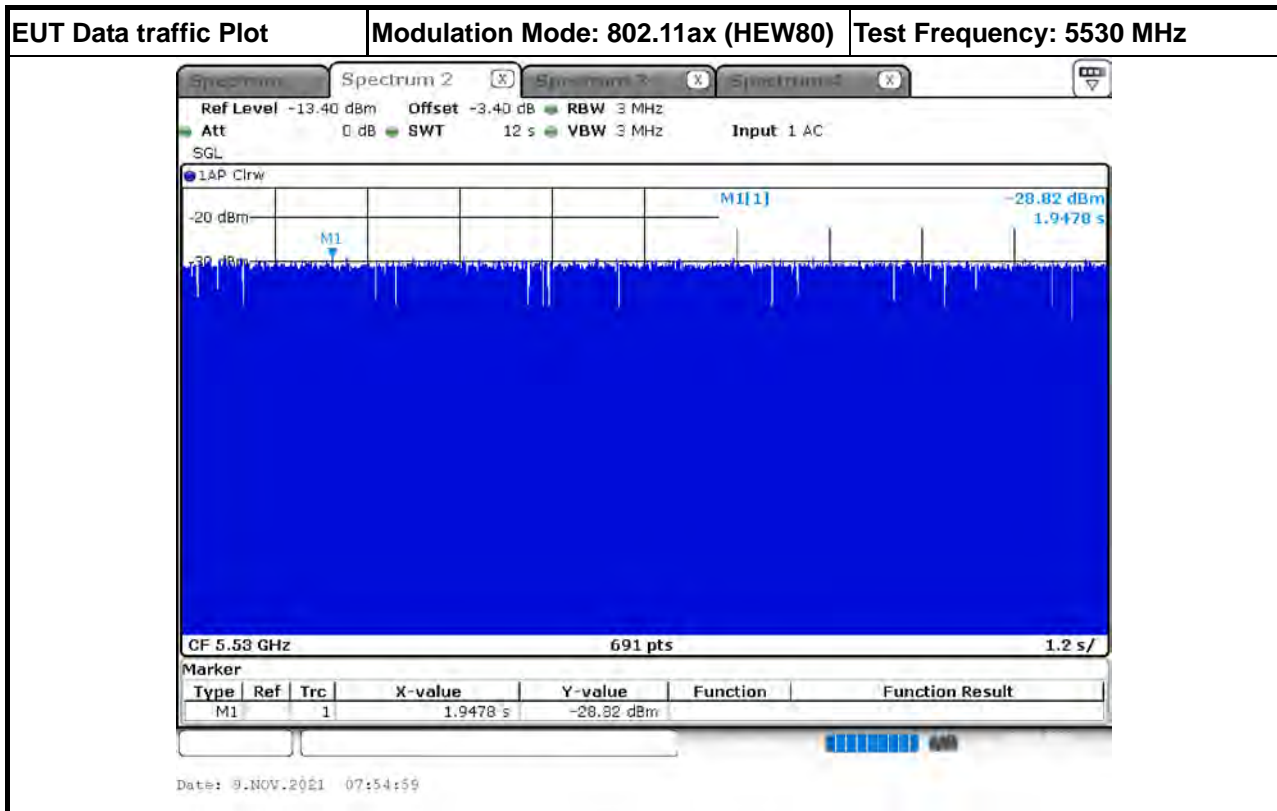
### 3.2.7 Test Setup

A spectrum analyzer is used as a monitor to verify that the EUT has vacated the Channel within the (Channel Closing Transmission Time and Channel Move Time, and does not transmit on a Channel during the Non-Occupancy Period after the detection and Channel move.

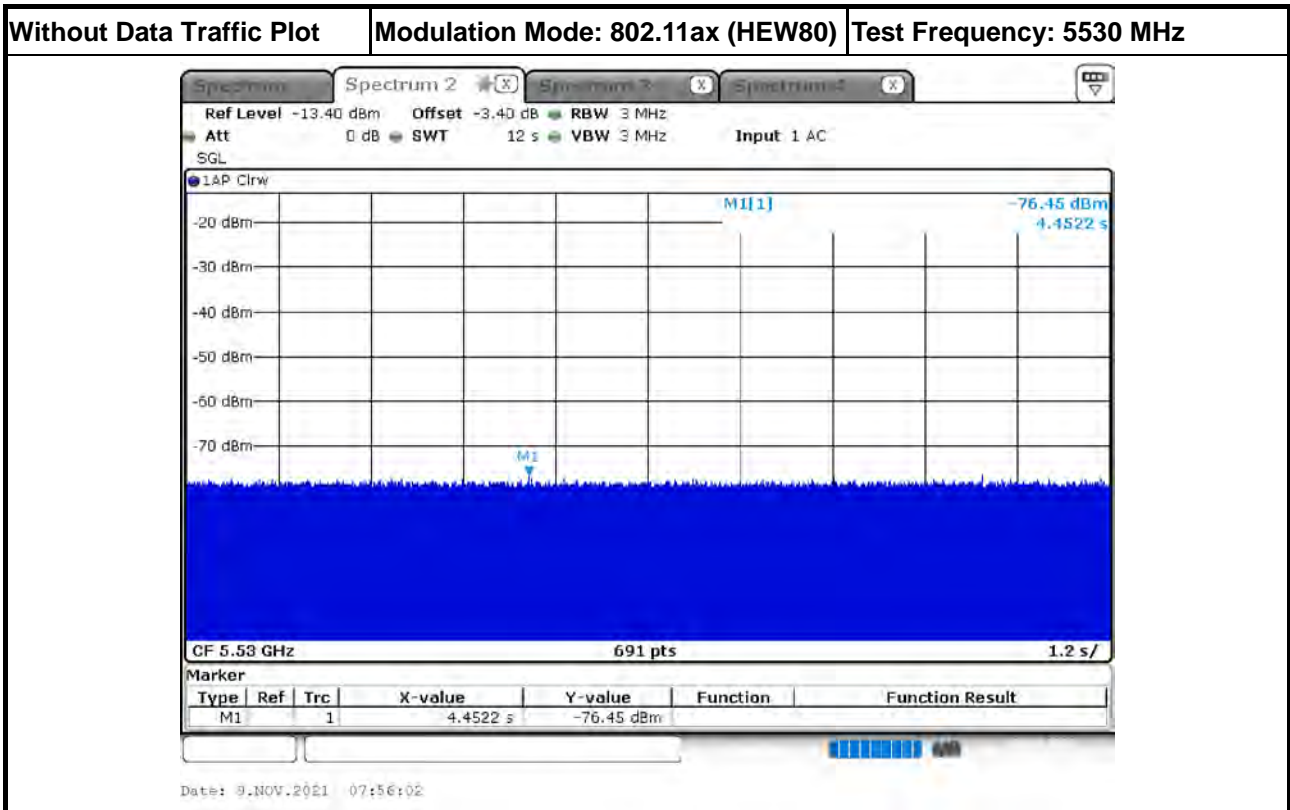




### 3.2.8 Data traffic Plot









### 3.3 UNII Detection Bandwidth

#### 3.3.1 UNII Detection Bandwidth Limit

Channel Bandwidth (MHz)	99% Occupied Bandwidth (MHz)	UNII Detection Bandwidth Min. Limit (MHz)
20	19.102	20.000
40	37.771	38.000
80	75.542	76.000

UNII Detection Bandwidth is minimum 100% of the 99% power bandwidth. A single radar Burst is generated for a minimum of 10 trials, and the response of the UUT is noted. The UUT must detect the Radar Waveform 90% or more of the time.

#### 3.3.2 Measuring Instruments

Refer a test equipment and calibration data table in this test report.

#### 3.3.3 Test Procedures

Test Method	
<input checked="" type="checkbox"/>	During the U-NII Detection Bandwidth detection test, radar type 0 is used and for each frequency step the minimum percentage of detection is 90 percent. Measurements are performed with no data traffic. The EUT is set up as a standalone device (no associated Client and no traffic). The radar frequency is increased in 1 MHz steps, repeating the above test sequence, until the detection rate falls below 90%. The highest frequency at which detection is greater than or equal to 90% is denoted as $F_H$ . The radar frequency is decreased in 1 MHz steps, repeating the above test sequence, until the detection rate falls below 90%. The lowest frequency at which detection is greater than or equal to 90% is denoted as $F_L$ . UNII Detection Bandwidth = $F_H - F_L$ .



**3.3.4 Test Result of UNII Detection Bandwidth**

EUT Frequency=5500 MHz												
Channel Bandwidth (MHz)	20											
Radar Frequency (MHz)	DFS Detection Trials (1=Detection, 0= No Detection)										Detection Rate (%)	
	1	2	3	4	5	6	7	8	9	10		
5489	0	0	0	0	0	0	0	0	0	0	0	0%
5490(FL)	1	1	1	1	1	0	1	1	1	1	1	90%
5491	1	1	1	1	1	1	1	1	1	1	1	100%
5492	1	1	1	1	1	1	1	1	1	1	1	100%
5493	1	1	1	1	1	1	1	1	1	1	1	100%
5494	1	1	1	1	1	1	1	1	1	1	1	100%
5495	1	1	1	1	1	1	1	1	1	1	1	100%
5500	1	1	1	1	1	1	1	1	1	1	1	100%
5505	1	1	1	1	1	1	1	1	1	1	1	100%
5506	1	1	1	1	1	1	1	1	1	1	1	100%
5507	1	1	1	1	1	1	1	1	1	1	1	100%
5508	1	1	1	1	1	1	1	1	1	1	1	100%
5509	1	1	1	1	1	1	1	1	1	1	1	100%
5510(FH)	1	1	1	1	1	1	1	0	1	1	1	90%
5511	0	0	0	0	0	0	0	0	0	0	0	0%
Radar Type 0-Detection Bandwidth (MHz) = (FH-FL) = (5510MHz-5490MHz)=											20	
UNII Detection Bandwidth Min. Limit (MHz) =											20.000	
<b>Test Result</b>											<b>Complied</b>	





EUT Frequency=5510 MHz												
Channel Bandwidth (MHz)	40											
Radar Frequency (MHz)	DFS Detection Trials (1=Detection, 0= No Detection)										Detection Rate (%)	
	1	2	3	4	5	6	7	8	9	10		
5490	0	0	0	0	0	0	0	0	0	0	0	0%
5491(FL)	1	1	1	1	1	1	0	1	1	1	1	90%
5492	1	1	1	1	1	1	1	1	1	1	1	100%
5493	1	1	1	1	1	1	1	1	1	1	1	100%
5494	1	1	1	1	1	1	1	1	1	1	1	100%
5495	1	1	1	1	1	1	1	1	1	1	1	100%
5500	1	1	1	1	1	1	1	1	1	1	1	100%
5505	1	1	1	1	1	1	1	1	1	1	1	100%
5510	1	1	1	1	1	1	1	1	1	1	1	100%
5515	1	1	1	1	1	1	1	1	1	1	1	100%
5520	1	1	1	1	1	1	1	1	1	1	1	100%
5525	1	1	1	1	1	1	1	1	1	1	1	100%
5526	1	1	1	1	1	1	1	1	1	1	1	100%
5527	1	1	1	1	1	1	1	1	1	1	1	100%
5528	1	1	1	1	1	1	1	1	1	1	1	100%
5529(FH)	1	1	1	1	0	1	1	1	1	1	1	90%
5530	0	0	0	0	0	0	0	0	0	0	0	0%
Radar Type 0-Detection Bandwidth (MHz) = (FH-FL) = (5529MHz-5491MHz)=											38	
UNII Detection Bandwidth Min. Limit (MHz) =											38.000	
<b>Test Result</b>											<b>Complied</b>	



EUT Frequency=5530 MHz											
Channel Bandwidth (MHz)	80										
Radar Frequency (MHz)	DFS Detection Trials (1=Detection, 0= No Detection)										Detection Rate (%)
	1	2	3	4	5	6	7	8	9	10	
5490	0	0	0	0	0	0	0	0	0	0	0%
5491(FL)	1	1	1	1	1	1	1	1	0	1	90%
5492	1	1	1	1	1	1	1	1	1	1	100%
5493	1	1	1	1	1	1	1	1	1	1	100%
5494	1	1	1	1	1	1	1	1	1	1	100%
5495	1	1	1	1	1	1	1	1	1	1	100%
5500	1	1	1	1	1	1	1	1	1	1	100%
5505	1	1	1	1	1	1	1	1	1	1	100%
5510	1	1	1	1	1	1	1	1	1	1	100%
5515	1	1	1	1	1	1	1	1	1	1	100%
5520	1	1	1	1	1	1	1	1	1	1	100%
5525	1	1	1	1	1	1	1	1	1	1	100%
5530	1	1	1	1	1	1	1	1	1	1	100%
5535	1	1	1	1	1	1	1	1	1	1	100%
5540	1	1	1	1	1	1	1	1	1	1	100%
5545	1	1	1	1	1	1	1	1	1	1	100%
5550	1	1	1	1	1	1	1	1	1	1	100%
5555	1	1	1	1	1	1	1	1	1	1	100%
5560	1	1	1	1	1	1	1	1	1	1	100%
5565	1	1	1	1	1	1	1	1	1	1	100%
5566	1	1	1	1	1	1	1	1	1	1	100%
5567	1	1	1	1	1	1	1	1	1	1	100%
5568	1	1	1	1	1	1	1	1	1	1	100%
5569(FH)	1	1	1	1	1	0	1	1	1	1	90%
5570	0	0	0	0	0	0	0	0	0	0	100%
Radar Type 0-Detection Bandwidth (MHz) = (FH-FL) = (5569MHz-5491MHz)=											78
UNII Detection Bandwidth Min. Limit (MHz) =											76.000
<b>Test Result</b>											<b>Complied</b>



### 3.4 Channel Availability Check (CAC)

#### 3.4.1 Channel Availability Check Limit

Channel Availability Check Limit	
<input checked="" type="checkbox"/>	The EUT shall perform a Channel Availability Check to ensure that there is no radar operating on the channel. After power-up sequence, receive at least 1 minute (60 sec) on the intended operating frequency.

#### 3.4.2 Measuring Instruments

Refer a test equipment and calibration data table in this test report.

#### 3.4.3 Test Procedures

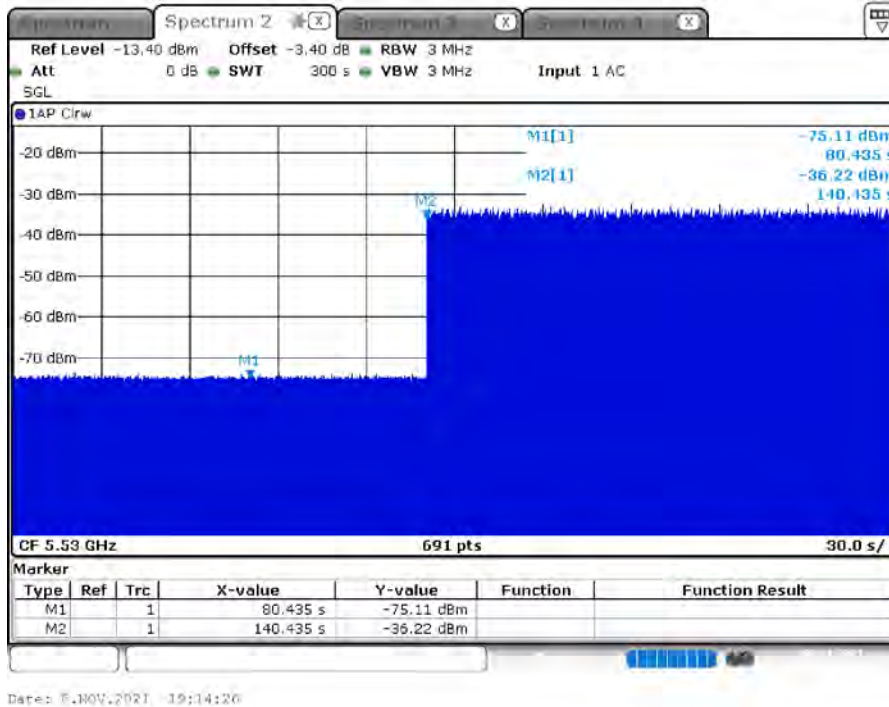
Test Method	
<input checked="" type="checkbox"/>	For Initial Channel Availability Check Time. The EUT does not emit beacon, control, or data signals on the test Channel until the power-up sequence has been completed and the UNII device checks for Radar Waveforms for one minute on the test Channel. This test does not use any Radar Waveforms.
<input checked="" type="checkbox"/>	For Radar Burst at the Beginning of the Channel Availability Check Time. To verify successful radar detection on the selected Channel during a period equal to the Beginning of the Channel Availability Check Time.
<input checked="" type="checkbox"/>	For Radar Burst at the End of the Channel Availability Check Time. To verify successful radar detection on the selected Channel during a period equal to the End of the Channel Availability Check Time.



**3.4.4 Test Result of Initial Channel Availability Check Time**

Modulation Mode	Freq.	Radar Test Signal
802.11ax (HEW80)	5530 MHz	N/A

The EUT does not transmit any beacon or data transmissions until at least 1 minute after the completion of the power-on cycle (80.435 sec). The initial CAC time of the EUT is indicated by marker 1 (80.435 sec). Initial beacons/data transmissions are indicated by marker 2 (140.435 sec).



Dated: 8.NOV.2021 19:14:26

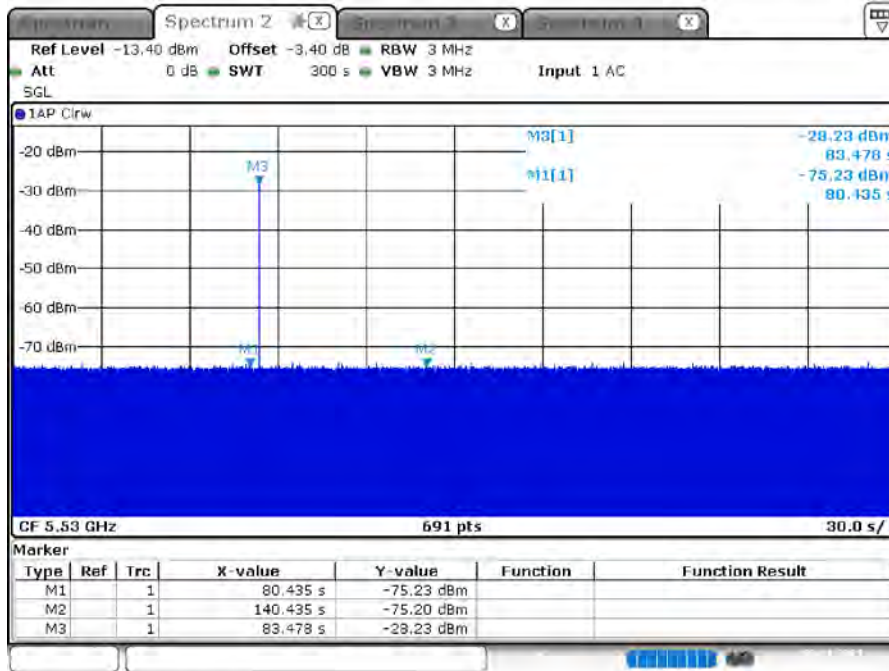
<b>Test Result</b>	<b>Complied</b>
--------------------	-----------------



**3.4.5 Test Result of Radar Burst at the Beginning of the Channel Availability Check Time**

<b>Modulation Mode</b>	<b>Freq. (MHz)</b>	<b>Radar Type Signal</b>
802.11ax (HEW80)	5530 MHz	0

Visual indication on the EUT of successful detection of the radar Burst will be recorded and reported. Observation of emissions will continue for 216.522 seconds after the radar Burst has been generated. Verify that during the 300 seconds measurement window no EUT transmissions occurred.



Date: 6.NOV.2021 19:20:24

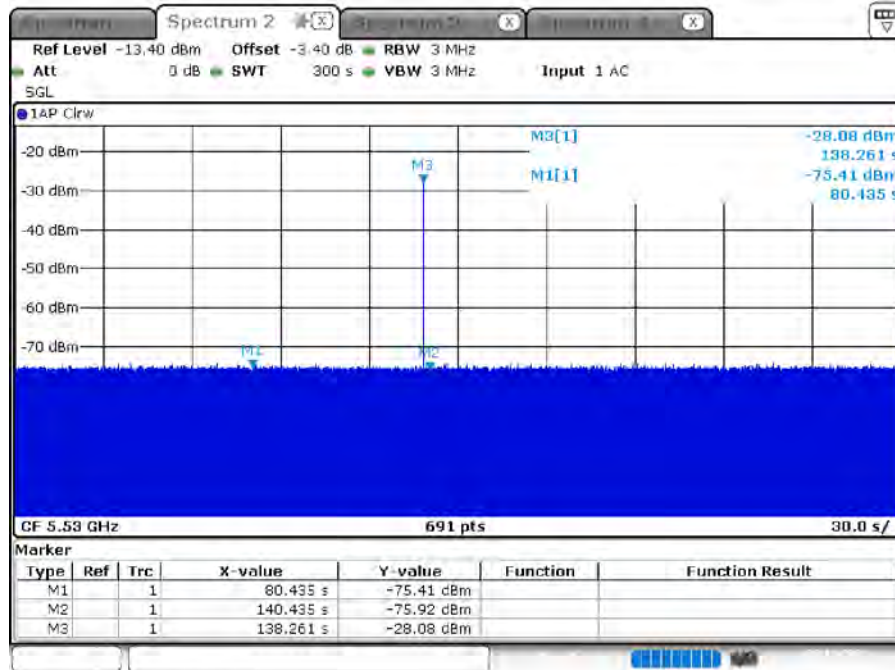
<b>Test Result</b>	<b>Complied</b>
--------------------	-----------------



**3.4.6 Test Result of Radar Burst at the End of the Channel Availability Check Time**

Modulation Mode	Freq. (MHz)	Radar Type Signal
802.11ax (HEW80)	5530 MHz	0

Visual indication on the EUT of successful detection of the radar Burst will be recorded and reported. Observation of emissions will continue for 161.739 seconds after the radar Burst has been generated. Verify that during the 300 seconds measurement window no EUT transmissions occurred.



Date: 11.NOV.2021 19:25:30

<b>Test Result</b>	<b>Complied</b>
--------------------	-----------------



### 3.5 In-service Monitoring

#### 3.5.1 In-service Monitoring Limit

In-service Monitoring Limit	
Channel Move Time	10 sec
Channel Closing Transmission Time	200 ms + an aggregate of 60 ms over remaining 10 sec periods.
Non-occupancy period	Minimum 30 minutes

#### 3.5.2 Measuring Instruments

Refer a test equipment and calibration data table in this test report.

#### 3.5.3 Test Procedures

Test Method	
<input checked="" type="checkbox"/>	Verified during In-Service Monitoring; Channel Closing Transmission Time, Channel Move Time. Client Device will associate with the EUT. Observe the transmissions of the EUT at the end of the radar Burst on the Operating Channel for duration greater than 10 seconds. Measure and record the transmissions from the EUT during the observation time (Channel Move Time). Compare the Channel Move Time and Channel Closing Transmission Time limits.
<input checked="" type="checkbox"/>	Verified during In-Service Monitoring; Channel Closing Transmission Time, Channel Move Time. One 12 sec plot needs to be reported for the Short Pulse Radar Types 0. And zoom-in a 60 ms plot verified channel closing time for the aggregate transmission time starting from 200ms after the end of the radar signal to the completion of the channel move.
<input checked="" type="checkbox"/>	Verified during In-Service Monitoring; Non-Occupancy Period. Client Device will associate with the EUT. Observe the transmissions of the EUT at the end of the radar Burst on the Operating Channel for duration greater than 10 seconds. Measure and record the transmissions from the EUT during the observation time (Non-Occupancy Period). Compare the Non-Occupancy Period limits.

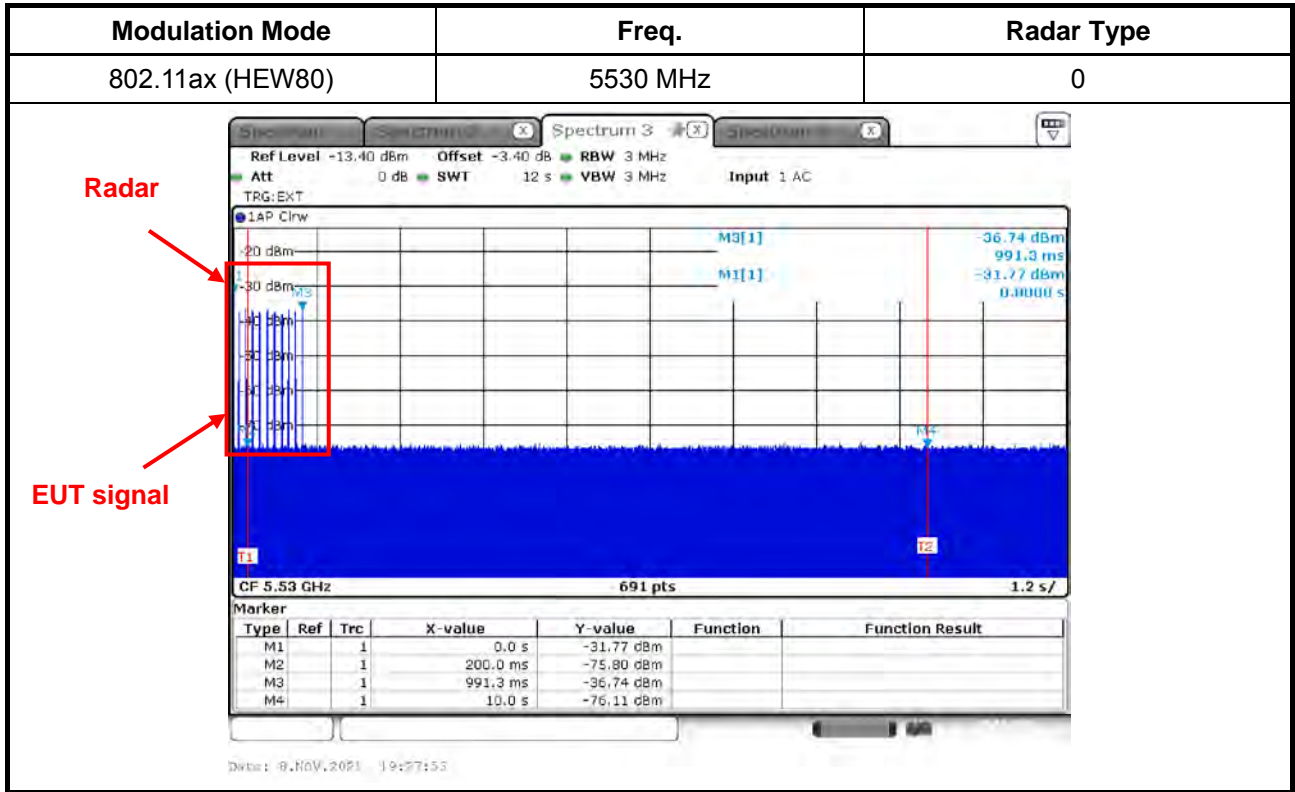


**3.5.4 Test Result of Channel Move Time**

**Modulation Mode:** 802.11ax (HEW80)

Parameter	Test Result	Limit
	Type 0	
Test Channel (MHz)	5530 MHz	-
Channel Move Time (sec.)	0.991	< 10s







### 3.5.5 Test Result of Channel Closing Transmission Time

**Modulation Mode:** 802.11ax (HEW80)

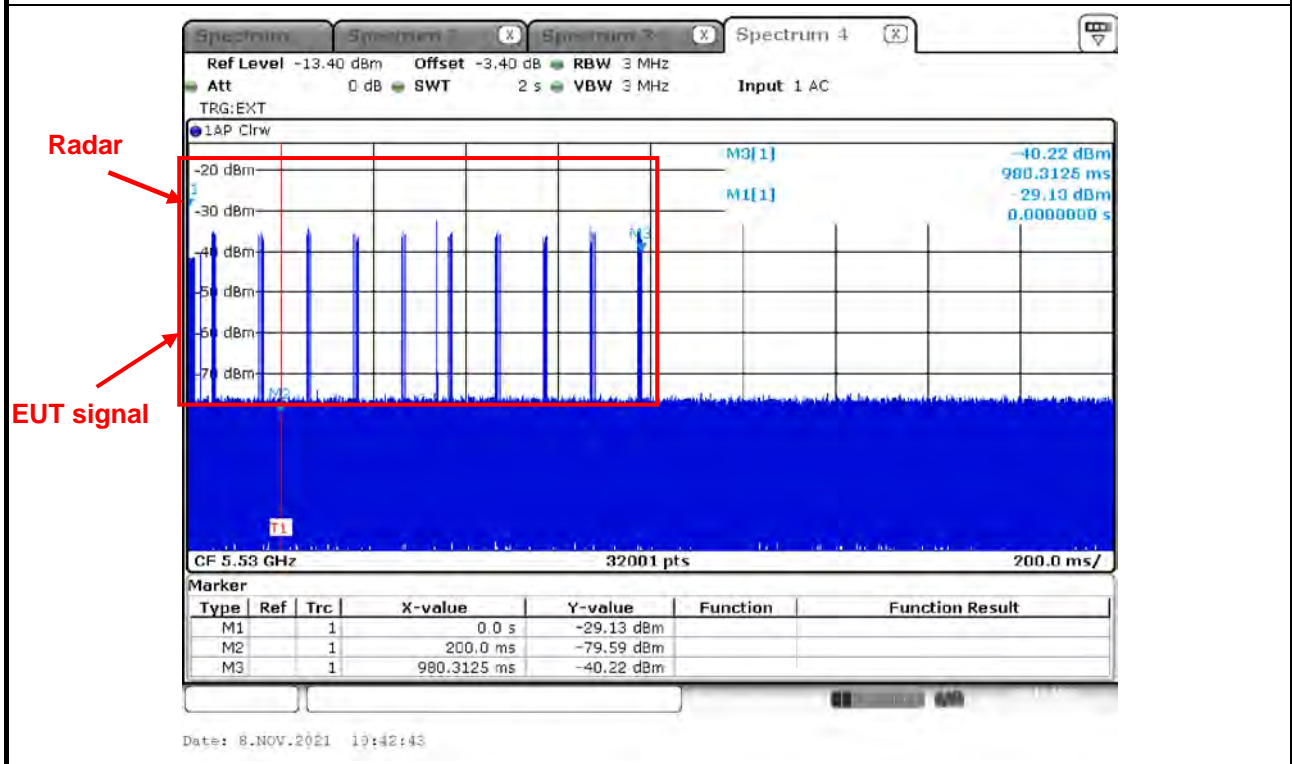
Parameter	Test Result	Limit
	Type 0	
Test Channel (MHz)	5530 MHz	-
Channel Closing Transmission Time (ms) (Note)	16.250	< 60ms

Note: The Channel Closing Transmission Time is comprised of 200 milliseconds starting at the beginning of the Channel Move Time plus any additional intermittent control signals required to facilitate a Channel move (an aggregate of 60 milliseconds) during the remainder of the 10 seconds period. The aggregate duration of control signals will not count quiet periods in between transmissions.



<b>Modulation Mode</b>	<b>Freq.</b>	<b>Radar Type</b>
802.11ax (HEW80)	5530 MHz	0

Channel Closing Transmission Time is comprised of 200 ms starting at the beginning of the Channel Move Time plus 60ms additional intermittent control signals



Dwell is the dwell time per spectrum analyzer sampling bin.

S is the sweep time

B is the number of spectrum analyzer sampling bins

C is the intermittent control signals of Channel Closing Transmission Time

N is the number of spectrum analyzer sampling bins (intermittent control signals) showing a U-NII transmission

Dwell (0.062 ms) = S (2000 ms) / B (32000)

C (16.250ms) = N (260) X Dwell (0.062 ms)



**3.5.6 Test Result of Non-Occupancy Period**

**Modulation Mode: 802.11ax (HEW80)**

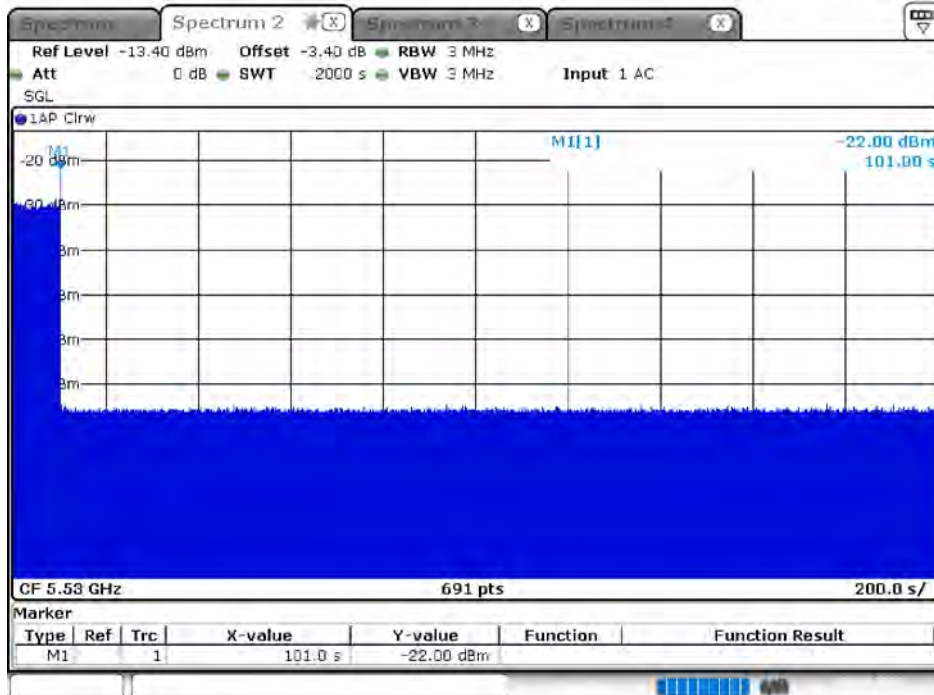
Parameter	Test Result	Limit
	Type 0	
Test Channel (MHz)	5530 MHz	-
Non-Occupancy Period (min.)	$\geq 30$	$\geq 30$ min



<b>Modulation Mode</b>	<b>Freq.</b>
802.11ax (HEW80)	5530 MHz

**Non-Occupancy Period**

During the 30 minutes observation time, UUT did not make any transmissions on a channel after a radar signal was detected on that channel by either the Channel Availability Check or the In-Service Monitoring.



Date: 8.NOV.2021 20:21:20



### 3.6 Statistical Performance Check

#### 3.6.1 Statistical Performance Check Limit

Radar Type	Minimum Percentage of Successful Detection (Pd)	Minimum Trials
1	60%	30
2	60%	30
3	60%	30
4	60%	30
Aggregate (Radar Types 1-4)	80%	120
5	80%	30
6	70%	30

The percentage of successful detection is calculated by:

$$\frac{TotalWaveformDetections}{TotalWaveformTrails} \times 100 = \text{Probability of Detection Radar Waveform}$$

In addition an aggregate minimum percentage of successful detection across all Short Pulse Radar Types 1-4 is required and is calculated as follows:

$$\frac{Pd1 + Pd2 + Pd3 + Pd4}{4}$$

#### 3.6.2 Measuring Instruments

Refer a test equipment and calibration data table in this test report.

#### 3.6.3 Test Procedures

Test Method	
<input checked="" type="checkbox"/>	For Statistical Performance Check test. Demonstrating a minimum channel loading of approximately 17% or greater of the test. Observe the transmissions of the UUT at the end of the Burst on the Operating Channel for duration greater than 10 seconds for Short Pulse Radar Types 1-4 and 6 to ensure detection occurs. Then Observe the transmissions of the UUT at the end of the Burst on the Operating Channel for duration greater than 22 seconds for Long Pulse Radar Type 5 to ensure detection occurs. The device can utilize a test mode to demonstrate when detection occurs to prevent the need to reset the device between trial runs.



**3.6.4 Test Result of Statistical Performance Check**

Modulation Mode: 802.11ax (HEW20)

**Type 1 Radar Statistical Performance**

Trial #	Test Freq. (MHz)	Pulse Repetition Frequency Number	Pulse Repetition Frequency (Pulse Per Second)	PRI (us)	1=Detection 0=No Detection
1	5507	1	1930.5	518	1
2	5505	23	326.2	3066	1
3	5507	19	1139.0	878	1
4	5498	12	1355.0	738	1
5	5509	4	1730.1	578	1
6	5507	8	1519.8	658	1
7	5507	15	1253.1	798	1
8	5506	6	1618.1	618	0
9	5500	14	1285.3	778	1
10	5496	3	1792.1	558	1
11	5495	13	1319.3	758	1
12	5508	9	1474.9	678	1
13	5490	7	1567.4	638	1
14	5509	17	1193.3	838	1
15	5505	10	1432.7	698	0
16	5503	-	1692.0	591	1
17	5490	-	328.1	3048	1
18	5505	-	373.4	2678	1
19	5506	-	574.4	1741	1
20	5510	-	1216.5	822	1
21	5510	-	801.3	1248	1
22	5505	-	488.5	2047	1
23	5502	-	956.0	1046	1
24	5494	-	517.6	1932	1
25	5501	-	1422.5	703	1
26	5493	-	542.0	1845	1
27	5502	-	741.3	1349	1
28	5507	-	881.8	1134	1
29	5501	-	427.4	2340	1
30	5502	-	628.9	1590	1
Detection Percentage (%)					93.333
Limit					60%
<b>Test Result</b>					<b>Complied</b>



Type 2 Radar Statistical Performance

Trial #	Test Freq. (MHz)	Pulse Width (us)	PRI (us)	Pulses / Burst	1=Detection 0=No Detection
1	5503	2.6	221	23	1
2	5495	4.6	198	27	1
3	5490	1.1	184	29	1
4	5506	4.8	203	24	1
5	5505	2.4	162	25	1
6	5501	3.4	204	28	1
7	5495	2.3	170	27	1
8	5508	3.5	184	23	1
9	5496	4.9	150	27	0
10	5502	4.6	211	29	1
11	5493	2.9	158	23	1
12	5500	2.6	226	27	1
13	5493	1.6	204	26	1
14	5504	3.9	181	25	1
15	5506	4.6	202	24	0
16	5509	4.1	194	27	1
17	5504	2.3	193	28	1
18	5502	3.9	173	29	1
19	5502	4.3	188	23	1
20	5508	1.5	215	26	1
21	5491	4.9	227	27	1
22	5504	1.1	199	23	0
23	5501	4.5	155	29	1
24	5493	4.0	190	27	1
25	5497	2.4	151	23	1
26	5510	2.5	180	28	1
27	5497	2.5	228	23	1
28	5490	2.5	203	25	1
29	5493	1.5	188	25	1
30	5505	1.9	217	24	1
Detection Percentage (%)					90.000
Limit					60%
Test Result					Complied





Type 3 Radar Statistical Performance

Trial #	Test Freq. (MHz)	Pulse Width (us)	PRI (us)	Pulses / Burst	1=Detection ; 0=No Detection
1	5510	8.0	205	16	1
2	5509	6.7	382	18	1
3	5493	8.6	418	16	1
4	5504	9.4	351	17	1
5	5504	7.4	383	18	1
6	5504	9.8	232	16	1
7	5491	9.1	377	17	1
8	5501	9.6	457	16	1
9	5502	8.0	471	18	1
10	5495	9.0	304	18	1
11	5510	8.0	316	17	1
12	5494	9.8	325	16	0
13	5506	8.0	409	17	1
14	5506	9.9	200	17	1
15	5496	8.8	458	16	1
16	5495	8.0	232	18	1
17	5509	8.3	250	16	1
18	5496	8.7	270	16	1
19	5501	7.7	350	17	1
20	5500	7.1	230	16	1
21	5508	7.3	416	18	0
22	5499	7.6	498	18	1
23	5504	7.3	286	17	1
24	5497	7.3	287	16	1
25	5508	7.5	462	17	0
26	5490	6.2	300	17	1
27	5505	6.4	323	18	1
28	5493	7.1	420	16	1
29	5495	7.2	395	18	1
30	5505	8.4	377	16	1
Detection Percentage (%)					90.000
Limit					60%
<b>Test Result</b>					<b>Complied</b>



**Type 4 Radar Statistical Performance**

<b>Trial #</b>	<b>Test Freq. (MHz)</b>	<b>Pulse Width (us)</b>	<b>PRI (us)</b>	<b>Pulses / Burst</b>	<b>1=Detection 0=No Detection</b>
1	5495	18.0	242	15	1
2	5498	19.9	279	12	0
3	5492	12.9	487	14	1
4	5490	15.0	452	13	1
5	5490	16.3	230	12	1
6	5496	19.8	238	13	1
7	5498	18.2	420	16	0
8	5506	16.3	452	15	1
9	5501	14.2	495	12	0
10	5497	17.8	228	16	1
11	5507	19.1	211	16	1
12	5503	18.4	283	15	1
13	5496	11.8	411	12	1
14	5508	14.2	284	13	1
15	5496	13.9	202	12	1
16	5498	17.8	340	14	0
17	5510	15.6	290	16	1
18	5507	14.6	250	16	0
19	5492	14.4	484	15	1
20	5504	18.9	387	13	1
21	5496	11.1	348	15	1
22	5498	13.8	291	16	0
23	5500	14.3	295	12	1
24	5494	12.5	300	12	1
25	5500	12.5	322	14	1
26	5506	12.5	383	13	1
27	5491	15.7	322	16	1
28	5497	19.8	469	13	1
29	5491	18.6	406	15	1
30	5507	15.9	238	14	1
<b>Detection Percentage (%)</b>					<b>80.000</b>
<b>Limit</b>					<b>60%</b>
<b>Test Result</b>					<b>Complied</b>



**Total Type 1~4 Radar Statistical Performance**

<b>Radar Type #</b>	<b>Detection Percentage (%)</b>
1	93.333
2	90.000
3	90.000
4	80.000
Aggregate (Radar Types 1-4)	88.333
Limit	80%
<b>Test Result</b>	<b>Complied</b>



**Type 5 Radar Statistical Performance**

Center Freq. (MHz)	Low Edge (MHz)	High Edge (MHz)	VSG Freq. (MHz)	Detection
Trial	Chirp	Offset		
1	5	2	5500.0	1
2	20	8	5500.0	1
3	7	2.8	5500.0	1
4	8	3.2	5500.0	1
5	9	3.6	5500.0	1
6	10	4	5500.0	1
7	11	4.4	5500.0	1
8	12	4.8	5500.0	1
9	13	5.2	5500.0	1
10	14	5.6	5500.0	1
11	15	6	5496.0	1
12	16	6.4	5496.4	1
13	17	6.8	5496.8	1
14	20	8	5498.0	1
15	19	7.6	5497.6	0
16	18	7.2	5497.2	1
17	17	6.8	5496.8	1
18	16	6.4	5496.4	1
19	15	6	5496.0	1
20	14	5.6	5495.6	1
21	13	5.2	5504.8	1
22	12	4.8	5505.2	1
23	11	4.4	5505.6	1
24	10	4	5506.0	1
25	9	3.6	5506.4	1
26	8	3.2	5506.8	1
27	18	7.2	5502.8	1
28	19	7.6	5502.4	1
29	20	8	5502.0	1
30	5	2	5508.0	1
Total				29
Detection Percentage (%)				97%
Limit				80%
<b>Test Result</b>				<b>Complied</b>



<b>Trial Number</b>							1
<b>Number of Bursts in Trial</b>							8
<b>Chirp Center Frequency</b>							5500
Burst	No. of Pulses	Pulse Width (us)	Chirp Width (MHz)	Pulse 1-to-2 Spacing (us)	Pulse 2-to-3 Spacing (us)	Starting Location Within Interval (ms)	
1	1	62.1	5	-	-	1091	
2	2	56	5	1729	-	133	
3	2	91.3	5	1230	-	1057	
4	3	50.7	5	1762	1616	1442	
5	2	92.6	5	1723	-	544	
6	2	87.3	5	1302	-	1089	
7	2	59.5	5	1291	-	1374	
8	2	52.2	5	1653	-	1237	
Detection Check (1=Detection; 0=No Detection)							1

<b>Trial Number</b>							2
<b>Number of Bursts in Trial</b>							9
<b>Chirp Center Frequency</b>							5500
Burst	No. of Pulses	Pulse Width (us)	Chirp Width (MHz)	Pulse 1-to-2 Spacing (us)	Pulse 2-to-3 Spacing (us)	Starting Location Within Interval (ms)	
1	3	90	20	1007	1326	30	
2	2	73.7	20	1785	-	979	
3	1	78.1	20	-	-	683	
4	2	92.4	20	1281	-	950	
5	1	61.2	20	-	-	612	
6	3	67.2	20	1525	1870	17	
7	1	78.5	20	-	-	429	
8	2	60.3	20	1931	-	936	
9	3	92.9	20	1403	1476	548	
Detection Check (1=Detection; 0=No Detection)							1



<b>Trial Number</b>		3				
<b>Number of Bursts in Trial</b>		10				
<b>Chirp Center Frequency</b>		5500				
Burst	No. of Pulses	Pulse Width (us)	Chirp Width (MHz)	Pulse 1-to-2 Spacing (us)	Pulse 2-to-3 Spacing (us)	Starting Location Within Interval (ms)
1	3	63.4	7	1574	1607	801
2	1	98	7	-	-	966
3	1	58.7	7	-	-	185
4	1	88	7	-	-	1012
5	3	79.5	7	1562	1370	943
6	3	57.1	7	1900	1188	686
7	2	64.4	7	1090	-	599
8	1	78.7	7	-	-	1089
9	1	69.3	7	-	-	188
10	3	55.3	7	1375	1691	933
Detection Check (1=Detection; 0=No Detection)						1

<b>Trial Number</b>		4				
<b>Number of Bursts in Trial</b>		11				
<b>Chirp Center Frequency</b>		5500				
Burst	No. of Pulses	Pulse Width (us)	Chirp Width (MHz)	Pulse 1-to-2 Spacing (us)	Pulse 2-to-3 Spacing (us)	Starting Location Within Interval (ms)
1	2	74.3	8	1642	-	24
2	1	83.1	8	-	-	985
3	2	59.5	8	1680	-	988
4	2	59.8	8	1786	-	800
5	2	77.6	8	1617	-	339
6	2	79.9	8	1553	-	1040
7	1	56	8	-	-	544
8	3	71.4	8	1406	1927	452
9	1	97.4	8	-	-	204
10	2	98.3	8	1037	-	926
11	1	63.6	8	-	-	1052
Detection Check (1=Detection; 0=No Detection)						1



<b>Trial Number</b>			5			
<b>Number of Bursts in Trial</b>			12			
<b>Chirp Center Frequency</b>			5500			
Burst	No. of Pulses	Pulse Width (us)	Chirp Width (MHz)	Pulse 1-to-2 Spacing (us)	Pulse 2-to-3 Spacing (us)	Starting Location Within Interval (ms)
1	1	50	9	-	-	557
2	2	62.5	9	1731	-	567
3	2	55.4	9	1070	-	460
4	1	65.7	9	-	-	4
5	2	58	9	1512	-	64
6	2	60.9	9	1230	-	650
7	3	89.6	9	1598	1738	235
8	3	84.4	9	1271	1617	873
9	3	72.3	9	1498	1321	901
10	1	58.9	9	-	-	663
11	2	74.8	9	1584	-	919
12	1	71.8	9	-	-	375
Detection Check (1=Detection; 0=No Detection)						1

<b>Trial Number</b>			6			
<b>Number of Bursts in Trial</b>			13			
<b>Chirp Center Frequency</b>			5500			
Burst	No. of Pulses	Pulse Width (us)	Chirp Width (MHz)	Pulse 1-to-2 Spacing (us)	Pulse 2-to-3 Spacing (us)	Starting Location Within Interval (ms)
1	2	88.1	10	1257	-	846
2	1	58.7	10	-	-	725
3	2	97.1	10	1037	-	30
4	3	83.1	10	1029	1106	490
5	1	62.1	10	-	-	262
6	2	71.4	10	1058	-	283
7	2	86.3	10	1867	-	49
8	3	77.3	10	1418	1876	634
9	1	78.9	10	-	-	304
10	3	79.2	10	1055	1572	564
11	3	52	10	1582	1836	852
12	3	56.5	10	1195	1542	525
13	3	100	10	1638	1729	750
Detection Check (1=Detection; 0=No Detection)						1



<b>Trial Number</b>							7
<b>Number of Bursts in Trial</b>							14
<b>Chirp Center Frequency</b>							5500
Burst	No. of Pulses	Pulse Width (us)	Chirp Width (MHz)	Pulse 1-to-2 Spacing (us)	Pulse 2-to-3 Spacing (us)	Starting Location Within Interval (ms)	
1	2	92.7	11	1208	-	231	
2	2	81.3	11	1144	-	804	
3	2	60.4	11	1555	-	34	
4	2	62.1	11	1320	-	427	
5	1	50	11	-	-	577	
6	3	65.9	11	1020	1365	3	
7	2	73.8	11	1308	-	51	
8	2	74.3	11	1143	-	360	
9	1	62.9	11	-	-	394	
10	2	74.8	11	1404	-	317	
11	2	69.7	11	1309	-	532	
12	2	69.8	11	1688	-	339	
13	2	77.4	11	1857	-	381	
14	1	55.1	11	-	-	426	
Detection Check (1=Detection; 0=No Detection)							1

<b>Trial Number</b>							8
<b>Number of Bursts in Trial</b>							15
<b>Chirp Center Frequency</b>							5500
Burst	No. of Pulses	Pulse Width (us)	Chirp Width (MHz)	Pulse 1-to-2 Spacing (us)	Pulse 2-to-3 Spacing (us)	Starting Location Within Interval (ms)	
1	1	91.7	12	-	-	776	
2	2	90	12	1196	-	187	
3	3	92.3	12	1486	1853	448	
4	2	66.8	12	1545	-	702	
5	1	64	12	-	-	403	
6	3	95.4	12	1123	1473	230	
7	3	66.8	12	1867	1401	604	
8	3	67.7	12	1472	1397	38	
9	1	68.2	12	-	-	735	
10	2	82.2	12	1297	-	610	
11	1	92.1	12	-	-	618	
12	2	57	12	1764	-	705	
13	2	58.5	12	1310	-	22	
14	3	85.5	12	1630	1447	641	
15	2	82.2	12	1371	-	109	
Detection Check (1=Detection; 0=No Detection)							1





<b>Trial Number</b>			9			
<b>Number of Bursts in Trial</b>			16			
<b>Chirp Center Frequency</b>			5500			
<b>Burst</b>	<b>No. of Pulses</b>	<b>Pulse Width (us)</b>	<b>Chirp Width (MHz)</b>	<b>Pulse 1-to-2 Spacing (us)</b>	<b>Pulse 2-to-3 Spacing (us)</b>	<b>Starting Location Within Interval (ms)</b>
1	2	74.4	13	1707	-	442
2	2	63.6	13	1725	-	280
3	2	71.3	13	1704	-	459
4	3	77.6	13	1063	1405	197
5	3	65.2	13	1731	1294	101
6	3	55.1	13	1109	1549	17
7	2	96.8	13	1034	-	131
8	3	80.8	13	1533	1051	365
9	1	60.4	13	-	-	222
10	2	61.8	13	1312	-	371
11	2	71.3	13	1657	-	33
12	2	98.1	13	1024	-	291
13	1	57.9	13	-	-	188
14	1	91.8	13	-	-	163
15	2	56.7	13	1259	-	426
16	2	89.7	13	1690	-	606
<b>Detection Check (1=Detection; 0=No Detection)</b>						1



<b>Trial Number</b>			10			
<b>Number of Bursts in Trial</b>			17			
<b>Chirp Center Frequency</b>			5500			
<b>Burst</b>	<b>No. of Pulses</b>	<b>Pulse Width (us)</b>	<b>Chirp Width (MHz)</b>	<b>Pulse 1-to-2 Spacing (us)</b>	<b>Pulse 2-to-3 Spacing (us)</b>	<b>Starting Location Within Interval (ms)</b>
1	2	74.4	14	1107	-	462
2	1	87.6	14	-	-	653
3	2	61.7	14	1741	-	457
4	2	57.5	14	1566	-	388
5	2	66.1	14	1855	-	63
6	3	70.1	14	1044	1012	136
7	1	66.4	14	-	-	343
8	1	59.2	14	-	-	349
9	2	88.3	14	1240	-	362
10	1	64.7	14	-	-	221
11	2	73	14	1703	-	144
12	2	81.7	14	1450	-	671
13	3	70.1	14	1741	1278	320
14	1	63.6	14	-	-	196
15	1	58.7	14	-	-	413
16	2	65.9	14	1478	-	170
17	1	72.7	14	-	-	564
<b>Detection Check (1=Detection; 0=No Detection)</b>						1



<b>Trial Number</b>			11			
<b>Number of Bursts in Trial</b>			18			
<b>Chirp Center Frequency</b>			5496			
<b>Burst</b>	<b>No. of Pulses</b>	<b>Pulse Width (us)</b>	<b>Chirp Width (MHz)</b>	<b>Pulse 1-to-2 Spacing (us)</b>	<b>Pulse 2-to-3 Spacing (us)</b>	<b>Starting Location Within Interval (ms)</b>
1	2	72.1	15	1193	-	130
2	3	76.3	15	1484	1390	114
3	1	86.1	15	-	-	14
4	1	73.2	15	-	-	604
5	1	81.2	15	-	-	548
6	2	99.5	15	1398	-	173
7	1	93.9	15	-	-	262
8	2	75.9	15	1921	-	38
9	3	79.2	15	1100	1429	84
10	3	77	15	1166	1799	610
11	1	91.8	15	-	-	339
12	3	56.8	15	1330	1556	580
13	2	83.1	15	1556	-	295
14	2	63	15	1552	-	156
15	1	65.7	15	-	-	439
16	1	64.5	15	-	-	188
17	1	88.5	15	-	-	419
18	1	60.6	15	-	-	205
<b>Detection Check (1=Detection; 0=No Detection)</b>						1



<b>Trial Number</b>			12			
<b>Number of Bursts in Trial</b>			19			
<b>Chirp Center Frequency</b>			5496			
<b>Burst</b>	<b>No. of Pulses</b>	<b>Pulse Width (us)</b>	<b>Chirp Width (MHz)</b>	<b>Pulse 1-to-2 Spacing (us)</b>	<b>Pulse 2-to-3 Spacing (us)</b>	<b>Starting Location Within Interval (ms)</b>
1	2	90.5	16	1299	-	381
2	2	88.4	16	1418	-	327
3	2	53.7	16	1055	-	536
4	1	80.5	16	-	-	285
5	1	50.4	16	-	-	398
6	2	61.2	16	1749	-	439
7	2	78.8	16	1065	-	129
8	3	75	16	1748	1820	325
9	2	96.7	16	1254	-	440
10	3	76.3	16	1848	1106	397
11	1	73.3	16	-	-	232
12	2	92.4	16	1317	-	91
13	2	92.4	16	1854	-	256
14	3	64.4	16	1240	1634	582
15	2	67.3	16	1473	-	117
16	2	84.1	16	1795	-	202
17	1	80.9	16	-	-	135
18	1	74.6	16	-	-	396
19	2	97.6	16	1805	-	615
<b>Detection Check (1=Detection; 0=No Detection)</b>						1



<b>Trial Number</b>							13
<b>Number of Bursts in Trial</b>							20
<b>Chirp Center Frequency</b>							5497
Burst	No. of Pulses	Pulse Width (us)	Chirp Width (MHz)	Pulse 1-to-2 Spacing (us)	Pulse 2-to-3 Spacing (us)	Starting Location Within Interval (ms)	
1	2	66.1	17	1417	-	388	
2	2	86.7	17	1693	-	348	
3	2	70.5	17	1263	-	215	
4	2	78	17	1446	-	28	
5	2	66	17	1185	-	585	
6	2	80.6	17	1855	-	65	
7	1	95.5	17	-	-	92	
8	1	98.8	17	-	-	68	
9	3	64.3	17	1641	1108	517	
10	1	75.1	17	-	-	121	
11	2	72.6	17	1499	-	448	
12	1	60.3	17	-	-	567	
13	2	54.9	17	1056	-	245	
14	2	98.8	17	1023	-	584	
15	2	60.9	17	1243	-	579	
16	2	62.7	17	1226	-	464	
17	1	80.1	17	-	-	89	
18	2	70.9	17	1711	-	153	
19	1	90.7	17	-	-	282	
20	1	98.9	17	-	-	71	
Detection Check (1=Detection; 0=No Detection)							1

<b>Trial Number</b>							14
<b>Number of Bursts in Trial</b>							8
<b>Chirp Center Frequency</b>							5498
Burst	No. of Pulses	Pulse Width (us)	Chirp Width (MHz)	Pulse 1-to-2 Spacing (us)	Pulse 2-to-3 Spacing (us)	Starting Location Within Interval (ms)	
1	2	67.5	20	1542	-	947	
2	3	83.6	20	1272	1696	124	
3	2	93.2	20	1877	-	701	
4	1	55.6	20	-	-	1123	
5	3	84.2	20	1733	1619	756	
6	3	69.1	20	1612	1071	1	
7	2	66.9	20	1905	-	7	
8	3	86.8	20	1697	1621	1082	
Detection Check (1=Detection; 0=No Detection)							1



<b>Trial Number</b>		15				
<b>Number of Bursts in Trial</b>		9				
<b>Chirp Center Frequency</b>		5498				
Burst	No. of Pulses	Pulse Width (us)	Chirp Width (MHz)	Pulse 1-to-2 Spacing (us)	Pulse 2-to-3 Spacing (us)	Starting Location Within Interval (ms)
1	2	62.2	19	1571	-	949
2	2	85	19	1669	-	189
3	2	64.5	19	1505	-	176
4	2	50.4	19	1325	-	538
5	2	66.1	19	1483	-	908
6	2	71.2	19	1110	-	1017
7	3	53.7	19	1445	1677	492
8	3	62.5	19	1596	1341	349
9	3	62	19	1929	1221	1105
Detection Check (1=Detection; 0=No Detection)						0

<b>Trial Number</b>		16				
<b>Number of Bursts in Trial</b>		10				
<b>Chirp Center Frequency</b>		5497				
Burst	No. of Pulses	Pulse Width (us)	Chirp Width (MHz)	Pulse 1-to-2 Spacing (us)	Pulse 2-to-3 Spacing (us)	Starting Location Within Interval (ms)
1	2	80.5	18	1910	-	284
2	2	64.2	18	1661	-	751
3	2	90.1	18	1041	-	491
4	2	69.8	18	1495	-	107
5	1	73.1	18	-	-	490
6	3	77.2	18	1418	1145	1155
7	3	52.6	18	1732	1787	772
8	2	71.4	18	1562	-	121
9	2	89.8	18	1491	-	89
10	2	76.4	18	1355	-	615
Detection Check (1=Detection; 0=No Detection)						1



<b>Trial Number</b>							17
<b>Number of Bursts in Trial</b>							11
<b>Chirp Center Frequency</b>							5497
Burst	No. of Pulses	Pulse Width (us)	Chirp Width (MHz)	Pulse 1-to-2 Spacing (us)	Pulse 2-to-3 Spacing (us)	Starting Location Within Interval (ms)	
1	2	51.2	17	1236	-	740	
2	1	71.7	17	-	-	941	
3	2	74.7	17	1164	-	370	
4	2	50.9	17	1919	-	371	
5	2	65.2	17	1206	-	1033	
6	2	98	17	1182	-	346	
7	2	58.7	17	1612	-	639	
8	1	63.8	17	-	-	1056	
9	3	86.3	17	1545	1065	205	
10	1	94.4	17	-	-	753	
11	3	88.5	17	1699	1319	58	
Detection Check (1=Detection; 0=No Detection)							1

<b>Trial Number</b>							18
<b>Number of Bursts in Trial</b>							12
<b>Chirp Center Frequency</b>							5496
Burst	No. of Pulses	Pulse Width (us)	Chirp Width (MHz)	Pulse 1-to-2 Spacing (us)	Pulse 2-to-3 Spacing (us)	Starting Location Within Interval (ms)	
1	2	88.7	16	1405	-	448	
2	3	90.2	16	1544	1235	621	
3	1	96.5	16	-	-	512	
4	2	80.5	16	1090	-	321	
5	2	63.7	16	1268	-	798	
6	1	53.4	16	-	-	809	
7	2	52.3	16	1043	-	301	
8	3	54.7	16	1701	1104	796	
9	3	75.6	16	1923	1729	669	
10	2	59.2	16	1244	-	369	
11	1	56.3	16	-	-	51	
12	2	87.8	16	1608	-	733	
Detection Check (1=Detection; 0=No Detection)							1



<b>Trial Number</b>							19
<b>Number of Bursts in Trial</b>							13
<b>Chirp Center Frequency</b>							5496
Burst	No. of Pulses	Pulse Width (us)	Chirp Width (MHz)	Pulse 1-to-2 Spacing (us)	Pulse 2-to-3 Spacing (us)	Starting Location Within Interval (ms)	
1	2	68.2	15	1104	-	229	
2	2	58.4	15	1627	-	488	
3	3	74.7	15	1861	1015	137	
4	2	58.2	15	1593	-	520	
5	1	51.6	15	-	-	799	
6	2	94.7	15	1469	-	43	
7	2	70.7	15	1091	-	126	
8	2	82.9	15	1472	-	607	
9	3	62.7	15	1168	1453	527	
10	2	63.1	15	1529	-	143	
11	1	96.1	15	-	-	176	
12	2	57	15	1457	-	882	
13	3	95.6	15	1707	1501	214	
Detection Check (1=Detection; 0=No Detection)							1

<b>Trial Number</b>							20
<b>Number of Bursts in Trial</b>							14
<b>Chirp Center Frequency</b>							5496
Burst	No. of Pulses	Pulse Width (us)	Chirp Width (MHz)	Pulse 1-to-2 Spacing (us)	Pulse 2-to-3 Spacing (us)	Starting Location Within Interval (ms)	
1	1	95.7	14	-	-	117	
2	1	93.1	14	-	-	720	
3	1	55.8	14	-	-	297	
4	1	76.7	14	-	-	284	
5	2	68	14	1686	-	472	
6	3	94.1	14	1796	1393	264	
7	2	53.9	14	1293	-	525	
8	1	99.3	14	-	-	155	
9	2	73.3	14	1458	-	65	
10	2	93.3	14	1196	-	451	
11	3	55.8	14	1895	1034	243	
12	1	66.4	14	-	-	228	
13	2	65.6	14	1732	-	746	
14	2	76.5	14	1187	-	522	
Detection Check (1=Detection; 0=No Detection)							1





<b>Trial Number</b>							21
<b>Number of Bursts in Trial</b>							15
<b>Chirp Center Frequency</b>							5505
Burst	No. of Pulses	Pulse Width (us)	Chirp Width (MHz)	Pulse 1-to-2 Spacing (us)	Pulse 2-to-3 Spacing (us)	Starting Location Within Interval (ms)	
1	1	85.1	13	-	-	565	
2	2	72.5	13	1648	-	211	
3	1	67.5	13	-	-	348	
4	2	56.1	13	1360	-	156	
5	1	71.1	13	-	-	718	
6	2	93.1	13	1391	-	400	
7	1	56.5	13	-	-	482	
8	1	63.8	13	-	-	703	
9	2	67.4	13	1727	-	780	
10	1	52.3	13	-	-	102	
11	3	62.4	13	1228	1715	304	
12	2	53.3	13	1630	-	57	
13	2	83.1	13	1205	-	768	
14	2	93.7	13	1085	-	461	
15	2	90.7	13	1297	-	746	
Detection Check (1=Detection; 0=No Detection)							1

<b>Trial Number</b>							22
<b>Number of Bursts in Trial</b>							16
<b>Chirp Center Frequency</b>							5505
Burst	No. of Pulses	Pulse Width (us)	Chirp Width (MHz)	Pulse 1-to-2 Spacing (us)	Pulse 2-to-3 Spacing (us)	Starting Location Within Interval (ms)	
1	2	98.8	12	1439	-	95	
2	1	54.5	12	-	-	676	
3	2	80.5	12	1360	-	8	
4	2	55.9	12	1906	-	373	
5	2	72.1	12	1623	-	254	
6	2	84.4	12	1604	-	480	
7	1	78.5	12	-	-	663	
8	1	88	12	-	-	314	
9	2	74.7	12	1157	-	596	
10	2	97.1	12	1673	-	264	
11	1	81.6	12	-	-	740	
12	1	83.6	12	-	-	163	
13	3	87.6	12	1757	1322	628	
14	2	58.5	12	1372	-	132	
15	3	91.8	12	1767	1183	106	
16	2	58.8	12	1432	-	659	
Detection Check (1=Detection; 0=No Detection)							1



<b>Trial Number</b>			23			
<b>Number of Bursts in Trial</b>			17			
<b>Chirp Center Frequency</b>			5506			
<b>Burst</b>	<b>No. of Pulses</b>	<b>Pulse Width (us)</b>	<b>Chirp Width (MHz)</b>	<b>Pulse 1-to-2 Spacing (us)</b>	<b>Pulse 2-to-3 Spacing (us)</b>	<b>Starting Location Within Interval (ms)</b>
1	1	96	11	-	-	284
2	2	92.5	11	1241	-	488
3	2	89.5	11	1347	-	76
4	2	74.8	11	1607	-	688
5	2	60.6	11	1523	-	28
6	2	71.5	11	1659	-	383
7	2	71.1	11	1454	-	182
8	1	98.7	11	-	-	20
9	2	85.1	11	1770	-	576
10	2	89.2	11	1086	-	410
11	2	60.7	11	1101	-	458
12	2	75.2	11	1719	-	348
13	2	75.7	11	1799	-	481
14	3	56.7	11	1132	1884	587
15	2	65	11	1885	-	480
16	2	64.6	11	1910	-	195
17	3	69.9	11	1410	1190	396
<b>Detection Check (1=Detection; 0=No Detection)</b>						1



<b>Trial Number</b>			24			
<b>Number of Bursts in Trial</b>			18			
<b>Chirp Center Frequency</b>			5506			
<b>Burst</b>	<b>No. of Pulses</b>	<b>Pulse Width (us)</b>	<b>Chirp Width (MHz)</b>	<b>Pulse 1-to-2 Spacing (us)</b>	<b>Pulse 2-to-3 Spacing (us)</b>	<b>Starting Location Within Interval (ms)</b>
1	3	83.8	10	1290	1021	536
2	2	66.9	10	1112	-	44
3	3	91	10	1220	1504	611
4	2	86.1	10	1678	-	456
5	3	65.5	10	1928	1222	330
6	1	62.6	10	-	-	297
7	3	68.7	10	1505	1200	351
8	3	59.2	10	1452	1114	230
9	1	73.9	10	-	-	222
10	1	77.2	10	-	-	57
11	2	96.4	10	1357	-	399
12	2	99.9	10	1173	-	299
13	2	99.9	10	1520	-	464
14	1	86.7	10	-	-	294
15	1	92.6	10	-	-	653
16	1	77.1	10	-	-	550
17	2	81.1	10	1664	-	566
18	3	68.4	10	1536	1309	580
<b>Detection Check (1=Detection; 0=No Detection)</b>						1



<b>Trial Number</b>			25			
<b>Number of Bursts in Trial</b>			19			
<b>Chirp Center Frequency</b>			5506			
<b>Burst</b>	<b>No. of Pulses</b>	<b>Pulse Width (us)</b>	<b>Chirp Width (MHz)</b>	<b>Pulse 1-to-2 Spacing (us)</b>	<b>Pulse 2-to-3 Spacing (us)</b>	<b>Starting Location Within Interval (ms)</b>
1	3	68.2	9	1723	1868	471
2	3	83.7	9	1711	1405	368
3	2	69.7	9	1781	-	425
4	1	59.7	9	-	-	440
5	2	96.7	9	1484	-	123
6	2	95.8	9	1319	-	261
7	3	71.3	9	1095	1354	332
8	3	53.2	9	1527	1427	427
9	2	69.5	9	1771	-	397
10	3	63.9	9	1075	1447	67
11	2	93.4	9	1783	-	174
12	2	77.3	9	1564	-	17
13	2	73.1	9	1294	-	216
14	1	77.4	9	-	-	292
15	3	57.2	9	1722	1886	619
16	2	68.7	9	1629	-	233
17	1	60.8	9	-	-	226
18	3	69.7	9	1128	1224	599
19	1	62.2	9	-	-	433
<b>Detection Check (1=Detection; 0=No Detection)</b>						1



<b>Trial Number</b>			26			
<b>Number of Bursts in Trial</b>			20			
<b>Chirp Center Frequency</b>			5507			
Burst	No. of Pulses	Pulse Width (us)	Chirp Width (MHz)	Pulse 1-to-2 Spacing (us)	Pulse 2-to-3 Spacing (us)	Starting Location Within Interval (ms)
1	1	80.5	8	-	-	90
2	3	62.6	8	1406	1343	319
3	3	85.6	8	1190	1529	384
4	2	83.9	8	1208	-	567
5	2	92.4	8	1488	-	234
6	2	54	8	1529	-	535
7	3	81.3	8	1501	1812	325
8	1	98.5	8	-	-	532
9	1	85.8	8	-	-	272
10	2	84.7	8	1593	-	182
11	2	83.3	8	1705	-	134
12	2	79.8	8	1567	-	286
13	1	77.9	8	-	-	368
14	3	98.4	8	1510	1569	290
15	2	79.9	8	1588	-	231
16	3	78	8	1140	1353	353
17	3	55.2	8	1700	1327	53
18	3	71.9	8	1081	1224	44
19	1	62	8	-	-	298
20	3	70.5	8	1888	1442	529
Detection Check (1=Detection; 0=No Detection)						1

<b>Trial Number</b>			27			
<b>Number of Bursts in Trial</b>			8			
<b>Chirp Center Frequency</b>			5503			
Burst	No. of Pulses	Pulse Width (us)	Chirp Width (MHz)	Pulse 1-to-2 Spacing (us)	Pulse 2-to-3 Spacing (us)	Starting Location Within Interval (ms)
1	2	69.1	18	1076	-	1436
2	2	62.1	18	1688	-	22
3	2	94.8	18	1891	-	897
4	1	75.8	18	-	-	1186
5	2	65.4	18	1713	-	589
6	2	97.7	18	1292	-	614
7	3	98.1	18	1670	1711	506
8	2	85.4	18	1672	-	776
Detection Check (1=Detection; 0=No Detection)						1



<b>Trial Number</b>							28
<b>Number of Bursts in Trial</b>							9
<b>Chirp Center Frequency</b>							5502
Burst	No. of Pulses	Pulse Width (us)	Chirp Width (MHz)	Pulse 1-to-2 Spacing (us)	Pulse 2-to-3 Spacing (us)	Starting Location Within Interval (ms)	
1	3	82	19	1233	1713	679	
2	3	87.7	19	1554	1123	473	
3	2	98.9	19	1518	-	869	
4	1	55	19	-	-	719	
5	1	93.6	19	-	-	902	
6	2	58.7	19	1641	-	1243	
7	2	88.7	19	1387	-	410	
8	1	60.3	19	-	-	1154	
9	1	97.7	19	-	-	512	
Detection Check (1=Detection; 0=No Detection)							1

<b>Trial Number</b>							29
<b>Number of Bursts in Trial</b>							10
<b>Chirp Center Frequency</b>							5502
Burst	No. of Pulses	Pulse Width (us)	Chirp Width (MHz)	Pulse 1-to-2 Spacing (us)	Pulse 2-to-3 Spacing (us)	Starting Location Within Interval (ms)	
1	1	69.6	20	-	-	1131	
2	1	74.5	20	-	-	290	
3	1	60.9	20	-	-	895	
4	1	74.6	20	-	-	202	
5	2	99.3	20	1501	-	139	
6	2	95.3	20	1065	-	854	
7	2	91.9	20	1722	-	219	
8	2	51	20	1285	-	57	
9	2	87.7	20	1747	-	141	
10	1	87.2	20	-	-	596	
Detection Check (1=Detection; 0=No Detection)							1



<b>Trial Number</b>			30			
<b>Number of Bursts in Trial</b>			11			
<b>Chirp Center Frequency</b>			5508			
<b>Burst</b>	<b>No. of Pulses</b>	<b>Pulse Width (us)</b>	<b>Chirp Width (MHz)</b>	<b>Pulse 1-to-2 Spacing (us)</b>	<b>Pulse 2-to-3 Spacing (us)</b>	<b>Starting Location Within Interval (ms)</b>
1	3	59.9	5	1901	1196	935
2	2	77.1	5	1590	-	1038
3	2	62.7	5	1227	-	690
4	1	77.1	5	-	-	547
5	3	99.8	5	1798	1790	551
6	2	61.5	5	1135	-	876
7	2	77.5	5	1583	-	448
8	2	57.3	5	1890	-	736
9	2	53.5	5	1757	-	362
10	1	66.6	5	-	-	836
11	3	80.7	5	1811	1289	410
<b>Detection Check (1=Detection; 0=No Detection)</b>						1



Type 6 Radar Statistical Performance

Trial #	Test Freq. (MHz)	Pulses / Hop	Pulse Width (us)	PRI (us)	1=Detection 0=No Detection
1	5500	9	1	333	1
2	5500	9	1	333	1
3	5500	9	1	333	1
4	5500	9	1	333	1
5	5500	9	1	333	1
6	5500	9	1	333	1
7	5500	9	1	333	1
8	5500	9	1	333	1
9	5500	9	1	333	1
10	5500	9	1	333	1
11	5500	9	1	333	1
12	5500	9	1	333	1
13	5500	9	1	333	1
14	5500	9	1	333	1
15	5500	9	1	333	0
16	5500	9	1	333	1
17	5500	9	1	333	1
18	5500	9	1	333	1
19	5500	9	1	333	1
20	5500	9	1	333	1
21	5500	9	1	333	1
22	5500	9	1	333	1
23	5500	9	1	333	0
24	5500	9	1	333	1
25	5500	9	1	333	1
26	5500	9	1	333	1
27	5500	9	1	333	1
28	5500	9	1	333	1
29	5500	9	1	333	1
30	5500	9	1	333	1
Detection Percentage (%)					93.333
Limit					70%
<b>Test Result</b>					<b>Complied</b>





Modulation Mode: 802.11ax (HEW40)

Type 1 Radar Statistical Performance

Trial #	Test Freq. (MHz)	Pulse Repetition Frequency Number	Pulse Repetition Frequency (Pulse Per Second)	PRI (us)	1=Detection 0=No Detection
1	5503	1	1930.5	518	1
2	5509	23	326.2	3066	1
3	5523	19	1139.0	878	1
4	5505	12	1355.0	738	1
5	5500	4	1730.1	578	1
6	5528	8	1519.8	658	1
7	5524	15	1253.1	798	0
8	5501	6	1618.1	618	1
9	5507	14	1285.3	778	1
10	5493	3	1792.1	558	1
11	5513	13	1319.3	758	1
12	5514	9	1474.9	678	1
13	5504	7	1567.4	638	1
14	5516	17	1193.3	838	1
15	5512	10	1432.7	698	0
16	5517	-	1692.0	591	1
17	5496	-	328.1	3048	1
18	5519	-	373.4	2678	1
19	5526	-	574.4	1741	1
20	5495	-	1216.5	822	1
21	5510	-	801.3	1248	1
22	5511	-	488.5	2047	1
23	5529	-	956.0	1046	1
24	5515	-	517.6	1932	1
25	5498	-	1422.5	703	1
26	5491	-	542.0	1845	1
27	5521	-	741.3	1349	1
28	5499	-	881.8	1134	1
29	5506	-	427.4	2340	1
30	5527	-	628.9	1590	1
Detection Percentage (%)					93.333
Limit					60%
<b>Test Result</b>					<b>Complied</b>



**Type 2 Radar Statistical Performance**

Trial #	Test Freq. (MHz)	Pulse Width (us)	PRI (us)	Pulses / Burst	1=Detection 0=No Detection
1	5491	2.6	221	23	1
2	5504	4.6	198	27	1
3	5527	1.1	184	29	1
4	5526	4.8	203	24	1
5	5514	2.4	162	25	1
6	5505	3.4	204	28	1
7	5519	2.3	170	27	1
8	5498	3.5	184	23	0
9	5508	4.9	150	27	1
10	5529	4.6	211	29	1
11	5494	2.9	158	23	1
12	5523	2.6	226	27	1
13	5495	1.6	204	26	1
14	5521	3.9	181	25	1
15	5492	4.6	202	24	1
16	5528	4.1	194	27	1
17	5512	2.3	193	28	1
18	5510	3.9	173	29	1
19	5501	4.3	188	23	0
20	5500	1.5	215	26	1
21	5506	4.9	227	27	1
22	5524	1.1	199	23	1
23	5496	4.5	155	29	1
24	5520	4.0	190	27	0
25	5516	2.4	151	23	1
26	5522	2.5	180	28	1
27	5509	2.5	228	23	1
28	5525	2.5	203	25	1
29	5517	1.5	188	25	1
30	5507	1.9	217	24	1
Detection Percentage (%)					90.000
Limit					60%
<b>Test Result</b>					<b>Complied</b>



Type 3 Radar Statistical Performance

Trial #	Test Freq. (MHz)	Pulse Width (us)	PRI (us)	Pulses / Burst	1=Detection 0=No Detection
1	5524	8.0	205	16	1
2	5502	6.7	382	18	1
3	5510	8.6	418	16	1
4	5527	9.4	351	17	0
5	5523	7.4	383	18	1
6	5494	9.8	232	16	1
7	5514	9.1	377	17	1
8	5499	9.6	457	16	1
9	5515	8.0	471	18	1
10	5528	9.0	304	18	1
11	5520	8.0	316	17	1
12	5493	9.8	325	16	1
13	5529	8.0	409	17	1
14	5506	9.9	200	17	1
15	5497	8.8	458	16	0
16	5503	8.0	232	18	1
17	5495	8.3	250	16	1
18	5491	8.7	270	16	1
19	5501	7.7	350	17	1
20	5516	7.1	230	16	1
21	5525	7.3	416	18	1
22	5521	7.6	498	18	1
23	5511	7.3	286	17	0
24	5513	7.3	287	16	1
25	5512	7.5	462	17	1
26	5500	6.2	300	17	1
27	5505	6.4	323	18	1
28	5517	7.1	420	16	0
29	5507	7.2	395	18	1
30	5509	8.4	377	16	1
Detection Percentage (%)					86.667
Limit					60%
<b>Test Result</b>					<b>Complied</b>



**Type 4 Radar Statistical Performance**

<b>Trial #</b>	<b>Test Freq. (MHz)</b>	<b>Pulse Width (us)</b>	<b>PRI (us)</b>	<b>Pulses / Burst</b>	<b>1=Detection 0=No Detection</b>
1	5491	18.0	242	15	1
2	5506	19.9	279	12	1
3	5496	12.9	487	14	1
4	5508	15.0	452	13	1
5	5511	16.3	230	12	1
6	5519	19.8	238	13	0
7	5498	18.2	420	16	1
8	5509	16.3	452	15	1
9	5520	14.2	495	12	1
10	5523	17.8	228	16	1
11	5526	19.1	211	16	1
12	5494	18.4	283	15	1
13	5499	11.8	411	12	0
14	5512	14.2	284	13	1
15	5502	13.9	202	12	1
16	5516	17.8	340	14	1
17	5515	15.6	290	16	0
18	5527	14.6	250	16	1
19	5517	14.4	484	15	1
20	5492	18.9	387	13	1
21	5526	11.1	348	15	1
22	5513	13.8	291	16	1
23	5529	14.3	295	12	1
24	5514	12.5	300	12	0
25	5521	12.5	322	14	1
26	5510	12.5	383	13	1
27	5495	15.7	322	16	1
28	5518	19.8	469	13	1
29	5524	18.6	406	15	1
30	5522	15.9	238	14	1
<b>Detection Percentage (%)</b>					<b>86.667</b>
<b>Limit</b>					<b>60%</b>
<b>Test Result</b>					<b>Complied</b>



**Total Type 1~4 Radar Statistical Performance**

<b>Radar Type #</b>	<b>Detection Percentage (%)</b>
1	93.333
2	90.000
3	86.667
4	86.667
Aggregate (Radar Types 1-4)	89.167
Limit	80%
<b>Test Result</b>	<b>Complied</b>



**Type 5 Radar Statistical Performance**

Center Freq. (MHz)	Low Edge (MHz)	High Edge (MHz)	VSG Freq. (MHz)	Detection
Trial	Chirp	Offset		
1	5	2	5510.0	1
2	20	8	5510.0	1
3	7	2.8	5510.0	1
4	8	3.2	5510.0	1
5	9	3.6	5510.0	1
6	10	4	5510.0	1
7	11	4.4	5510.0	1
8	12	4.8	5510.0	1
9	13	5.2	5510.0	1
10	14	5.6	5510.0	1
11	15	6	5497.0	1
12	16	6.4	5497.4	1
13	17	6.8	5497.8	1
14	20	8	5499.0	0
15	19	7.6	5498.6	1
16	18	7.2	5498.2	1
17	17	6.8	5497.8	1
18	16	6.4	5497.4	1
19	15	6	5497.0	1
20	14	5.6	5496.6	1
21	13	5.2	5523.8	1
22	12	4.8	5524.2	1
23	11	4.4	5524.6	1
24	10	4	5525.0	1
25	9	3.6	5525.4	1
26	8	3.2	5525.8	1
27	18	7.2	5521.8	1
28	19	7.6	5521.4	1
29	20	8	5521.0	0
30	5	2	5527.0	1
Total				28
Detection Percentage (%)				93%
Limit				80%
<b>Test Result</b>				<b>Complied</b>



<b>Trial Number</b>							1
<b>Number of Bursts in Trial</b>							8
<b>Chirp Center Frequency</b>							5510
Burst	No. of Pulses	Pulse Width (us)	Chirp Width (MHz)	Pulse 1-to-2 Spacing (us)	Pulse 2-to-3 Spacing (us)	Starting Location Within Interval (ms)	
1	1	62.1	5	-	-	1091	
2	2	56	5	1729	-	133	
3	2	91.3	5	1230	-	1057	
4	3	50.7	5	1762	1616	1442	
5	2	92.6	5	1723	-	544	
6	2	87.3	5	1302	-	1089	
7	2	59.5	5	1291	-	1374	
8	2	52.2	5	1653	-	1237	
Detection Check (1=Detection; 0=No Detection)							1

<b>Trial Number</b>							2
<b>Number of Bursts in Trial</b>							9
<b>Chirp Center Frequency</b>							5510
Burst	No. of Pulses	Pulse Width (us)	Chirp Width (MHz)	Pulse 1-to-2 Spacing (us)	Pulse 2-to-3 Spacing (us)	Starting Location Within Interval (ms)	
1	3	90	20	1007	1326	30	
2	2	73.7	20	1785	-	979	
3	1	78.1	20	-	-	683	
4	2	92.4	20	1281	-	950	
5	1	61.2	20	-	-	612	
6	3	67.2	20	1525	1870	17	
7	1	78.5	20	-	-	429	
8	2	60.3	20	1931	-	936	
9	3	92.9	20	1403	1476	548	
Detection Check (1=Detection; 0=No Detection)							1



<b>Trial Number</b>							3
<b>Number of Bursts in Trial</b>							10
<b>Chirp Center Frequency</b>							5510
Burst	No. of Pulses	Pulse Width (us)	Chirp Width (MHz)	Pulse 1-to-2 Spacing (us)	Pulse 2-to-3 Spacing (us)	Starting Location Within Interval (ms)	
1	3	63.4	7	1574	1607	801	
2	1	98	7	-	-	966	
3	1	58.7	7	-	-	185	
4	1	88	7	-	-	1012	
5	3	79.5	7	1562	1370	943	
6	3	57.1	7	1900	1188	686	
7	2	64.4	7	1090	-	599	
8	1	78.7	7	-	-	1089	
9	1	69.3	7	-	-	188	
10	3	55.3	7	1375	1691	933	
Detection Check (1=Detection; 0=No Detection)							1

<b>Trial Number</b>							4
<b>Number of Bursts in Trial</b>							11
<b>Chirp Center Frequency</b>							5510
Burst	No. of Pulses	Pulse Width (us)	Chirp Width (MHz)	Pulse 1-to-2 Spacing (us)	Pulse 2-to-3 Spacing (us)	Starting Location Within Interval (ms)	
1	2	74.3	8	1642	-	24	
2	1	83.1	8	-	-	985	
3	2	59.5	8	1680	-	988	
4	2	59.8	8	1786	-	800	
5	2	77.6	8	1617	-	339	
6	2	79.9	8	1553	-	1040	
7	1	56	8	-	-	544	
8	3	71.4	8	1406	1927	452	
9	1	97.4	8	-	-	204	
10	2	98.3	8	1037	-	926	
11	1	63.6	8	-	-	1052	
Detection Check (1=Detection; 0=No Detection)							1





<b>Trial Number</b>			5			
<b>Number of Bursts in Trial</b>			12			
<b>Chirp Center Frequency</b>			5510			
Burst	No. of Pulses	Pulse Width (us)	Chirp Width (MHz)	Pulse 1-to-2 Spacing (us)	Pulse 2-to-3 Spacing (us)	Starting Location Within Interval (ms)
1	1	50	9	-	-	557
2	2	62.5	9	1731	-	567
3	2	55.4	9	1070	-	460
4	1	65.7	9	-	-	4
5	2	58	9	1512	-	64
6	2	60.9	9	1230	-	650
7	3	89.6	9	1598	1738	235
8	3	84.4	9	1271	1617	873
9	3	72.3	9	1498	1321	901
10	1	58.9	9	-	-	663
11	2	74.8	9	1584	-	919
12	1	71.8	9	-	-	375
Detection Check (1=Detection; 0=No Detection)						1

<b>Trial Number</b>			6			
<b>Number of Bursts in Trial</b>			13			
<b>Chirp Center Frequency</b>			5510			
Burst	No. of Pulses	Pulse Width (us)	Chirp Width (MHz)	Pulse 1-to-2 Spacing (us)	Pulse 2-to-3 Spacing (us)	Starting Location Within Interval (ms)
1	2	88.1	10	1257	-	846
2	1	58.7	10	-	-	725
3	2	97.1	10	1037	-	30
4	3	83.1	10	1029	1106	490
5	1	62.1	10	-	-	262
6	2	71.4	10	1058	-	283
7	2	86.3	10	1867	-	49
8	3	77.3	10	1418	1876	634
9	1	78.9	10	-	-	304
10	3	79.2	10	1055	1572	564
11	3	52	10	1582	1836	852
12	3	56.5	10	1195	1542	525
13	3	100	10	1638	1729	750
Detection Check (1=Detection; 0=No Detection)						1



<b>Trial Number</b>							7
<b>Number of Bursts in Trial</b>							14
<b>Chirp Center Frequency</b>							5510
Burst	No. of Pulses	Pulse Width (us)	Chirp Width (MHz)	Pulse 1-to-2 Spacing (us)	Pulse 2-to-3 Spacing (us)	Starting Location Within Interval (ms)	
1	2	92.7	11	1208	-	231	
2	2	81.3	11	1144	-	804	
3	2	60.4	11	1555	-	34	
4	2	62.1	11	1320	-	427	
5	1	50	11	-	-	577	
6	3	65.9	11	1020	1365	3	
7	2	73.8	11	1308	-	51	
8	2	74.3	11	1143	-	360	
9	1	62.9	11	-	-	394	
10	2	74.8	11	1404	-	317	
11	2	69.7	11	1309	-	532	
12	2	69.8	11	1688	-	339	
13	2	77.4	11	1857	-	381	
14	1	55.1	11	-	-	426	
Detection Check (1=Detection; 0=No Detection)							1

<b>Trial Number</b>							8
<b>Number of Bursts in Trial</b>							15
<b>Chirp Center Frequency</b>							5510
Burst	No. of Pulses	Pulse Width (us)	Chirp Width (MHz)	Pulse 1-to-2 Spacing (us)	Pulse 2-to-3 Spacing (us)	Starting Location Within Interval (ms)	
1	1	91.7	12	-	-	776	
2	2	90	12	1196	-	187	
3	3	92.3	12	1486	1853	448	
4	2	66.8	12	1545	-	702	
5	1	64	12	-	-	403	
6	3	95.4	12	1123	1473	230	
7	3	66.8	12	1867	1401	604	
8	3	67.7	12	1472	1397	38	
9	1	68.2	12	-	-	735	
10	2	82.2	12	1297	-	610	
11	1	92.1	12	-	-	618	
12	2	57	12	1764	-	705	
13	2	58.5	12	1310	-	22	
14	3	85.5	12	1630	1447	641	
15	2	82.2	12	1371	-	109	
Detection Check (1=Detection; 0=No Detection)							1



Trial Number			9			
Number of Bursts in Trial			16			
Chirp Center Frequency			5510			
Burst	No. of Pulses	Pulse Width (us)	Chirp Width (MHz)	Pulse 1-to-2 Spacing (us)	Pulse 2-to-3 Spacing (us)	Starting Location Within Interval (ms)
1	2	74.4	13	1707	-	442
2	2	63.6	13	1725	-	280
3	2	71.3	13	1704	-	459
4	3	77.6	13	1063	1405	197
5	3	65.2	13	1731	1294	101
6	3	55.1	13	1109	1549	17
7	2	96.8	13	1034	-	131
8	3	80.8	13	1533	1051	365
9	1	60.4	13	-	-	222
10	2	61.8	13	1312	-	371
11	2	71.3	13	1657	-	33
12	2	98.1	13	1024	-	291
13	1	57.9	13	-	-	188
14	1	91.8	13	-	-	163
15	2	56.7	13	1259	-	426
16	2	89.7	13	1690	-	606
Detection Check (1=Detection; 0=No Detection)						1



<b>Trial Number</b>			10			
<b>Number of Bursts in Trial</b>			17			
<b>Chirp Center Frequency</b>			5510			
<b>Burst</b>	<b>No. of Pulses</b>	<b>Pulse Width (us)</b>	<b>Chirp Width (MHz)</b>	<b>Pulse 1-to-2 Spacing (us)</b>	<b>Pulse 2-to-3 Spacing (us)</b>	<b>Starting Location Within Interval (ms)</b>
1	2	74.4	14	1107	-	462
2	1	87.6	14	-	-	653
3	2	61.7	14	1741	-	457
4	2	57.5	14	1566	-	388
5	2	66.1	14	1855	-	63
6	3	70.1	14	1044	1012	136
7	1	66.4	14	-	-	343
8	1	59.2	14	-	-	349
9	2	88.3	14	1240	-	362
10	1	64.7	14	-	-	221
11	2	73	14	1703	-	144
12	2	81.7	14	1450	-	671
13	3	70.1	14	1741	1278	320
14	1	63.6	14	-	-	196
15	1	58.7	14	-	-	413
16	2	65.9	14	1478	-	170
17	1	72.7	14	-	-	564
<b>Detection Check (1=Detection; 0=No Detection)</b>						1



<b>Trial Number</b>			11			
<b>Number of Bursts in Trial</b>			18			
<b>Chirp Center Frequency</b>			5497			
<b>Burst</b>	<b>No. of Pulses</b>	<b>Pulse Width (us)</b>	<b>Chirp Width (MHz)</b>	<b>Pulse 1-to-2 Spacing (us)</b>	<b>Pulse 2-to-3 Spacing (us)</b>	<b>Starting Location Within Interval (ms)</b>
1	2	72.1	15	1193	-	130
2	3	76.3	15	1484	1390	114
3	1	86.1	15	-	-	14
4	1	73.2	15	-	-	604
5	1	81.2	15	-	-	548
6	2	99.5	15	1398	-	173
7	1	93.9	15	-	-	262
8	2	75.9	15	1921	-	38
9	3	79.2	15	1100	1429	84
10	3	77	15	1166	1799	610
11	1	91.8	15	-	-	339
12	3	56.8	15	1330	1556	580
13	2	83.1	15	1556	-	295
14	2	63	15	1552	-	156
15	1	65.7	15	-	-	439
16	1	64.5	15	-	-	188
17	1	88.5	15	-	-	419
18	1	60.6	15	-	-	205
<b>Detection Check (1=Detection; 0=No Detection)</b>						1



<b>Trial Number</b>			12			
<b>Number of Bursts in Trial</b>			19			
<b>Chirp Center Frequency</b>			5497			
<b>Burst</b>	<b>No. of Pulses</b>	<b>Pulse Width (us)</b>	<b>Chirp Width (MHz)</b>	<b>Pulse 1-to-2 Spacing (us)</b>	<b>Pulse 2-to-3 Spacing (us)</b>	<b>Starting Location Within Interval (ms)</b>
1	2	90.5	16	1299	-	381
2	2	88.4	16	1418	-	327
3	2	53.7	16	1055	-	536
4	1	80.5	16	-	-	285
5	1	50.4	16	-	-	398
6	2	61.2	16	1749	-	439
7	2	78.8	16	1065	-	129
8	3	75	16	1748	1820	325
9	2	96.7	16	1254	-	440
10	3	76.3	16	1848	1106	397
11	1	73.3	16	-	-	232
12	2	92.4	16	1317	-	91
13	2	92.4	16	1854	-	256
14	3	64.4	16	1240	1634	582
15	2	67.3	16	1473	-	117
16	2	84.1	16	1795	-	202
17	1	80.9	16	-	-	135
18	1	74.6	16	-	-	396
19	2	97.6	16	1805	-	615
<b>Detection Check (1=Detection; 0=No Detection)</b>						1



<b>Trial Number</b>							13
<b>Number of Bursts in Trial</b>							20
<b>Chirp Center Frequency</b>							5498
Burst	No. of Pulses	Pulse Width (us)	Chirp Width (MHz)	Pulse 1-to-2 Spacing (us)	Pulse 2-to-3 Spacing (us)	Starting Location Within Interval (ms)	
1	2	66.1	17	1417	-	388	
2	2	86.7	17	1693	-	348	
3	2	70.5	17	1263	-	215	
4	2	78	17	1446	-	28	
5	2	66	17	1185	-	585	
6	2	80.6	17	1855	-	65	
7	1	95.5	17	-	-	92	
8	1	98.8	17	-	-	68	
9	3	64.3	17	1641	1108	517	
10	1	75.1	17	-	-	121	
11	2	72.6	17	1499	-	448	
12	1	60.3	17	-	-	567	
13	2	54.9	17	1056	-	245	
14	2	98.8	17	1023	-	584	
15	2	60.9	17	1243	-	579	
16	2	62.7	17	1226	-	464	
17	1	80.1	17	-	-	89	
18	2	70.9	17	1711	-	153	
19	1	90.7	17	-	-	282	
20	1	98.9	17	-	-	71	
Detection Check (1=Detection; 0=No Detection)							1

<b>Trial Number</b>							14
<b>Number of Bursts in Trial</b>							8
<b>Chirp Center Frequency</b>							5499
Burst	No. of Pulses	Pulse Width (us)	Chirp Width (MHz)	Pulse 1-to-2 Spacing (us)	Pulse 2-to-3 Spacing (us)	Starting Location Within Interval (ms)	
1	2	67.5	20	1542	-	947	
2	3	83.6	20	1272	1696	124	
3	2	93.2	20	1877	-	701	
4	1	55.6	20	-	-	1123	
5	3	84.2	20	1733	1619	756	
6	3	69.1	20	1612	1071	1	
7	2	66.9	20	1905	-	7	
8	3	86.8	20	1697	1621	1082	
Detection Check (1=Detection; 0=No Detection)							0



<b>Trial Number</b>		15				
<b>Number of Bursts in Trial</b>		9				
<b>Chirp Center Frequency</b>		5499				
Burst	No. of Pulses	Pulse Width (us)	Chirp Width (MHz)	Pulse 1-to-2 Spacing (us)	Pulse 2-to-3 Spacing (us)	Starting Location Within Interval (ms)
1	2	62.2	19	1571	-	949
2	2	85	19	1669	-	189
3	2	64.5	19	1505	-	176
4	2	50.4	19	1325	-	538
5	2	66.1	19	1483	-	908
6	2	71.2	19	1110	-	1017
7	3	53.7	19	1445	1677	492
8	3	62.5	19	1596	1341	349
9	3	62	19	1929	1221	1105
Detection Check (1=Detection; 0=No Detection)						1

<b>Trial Number</b>		16				
<b>Number of Bursts in Trial</b>		10				
<b>Chirp Center Frequency</b>		5498				
Burst	No. of Pulses	Pulse Width (us)	Chirp Width (MHz)	Pulse 1-to-2 Spacing (us)	Pulse 2-to-3 Spacing (us)	Starting Location Within Interval (ms)
1	2	80.5	18	1910	-	284
2	2	64.2	18	1661	-	751
3	2	90.1	18	1041	-	491
4	2	69.8	18	1495	-	107
5	1	73.1	18	-	-	490
6	3	77.2	18	1418	1145	1155
7	3	52.6	18	1732	1787	772
8	2	71.4	18	1562	-	121
9	2	89.8	18	1491	-	89
10	2	76.4	18	1355	-	615
Detection Check (1=Detection; 0=No Detection)						1





<b>Trial Number</b>							17
<b>Number of Bursts in Trial</b>							11
<b>Chirp Center Frequency</b>							5498
Burst	No. of Pulses	Pulse Width (us)	Chirp Width (MHz)	Pulse 1-to-2 Spacing (us)	Pulse 2-to-3 Spacing (us)	Starting Location Within Interval (ms)	
1	2	51.2	17	1236	-	740	
2	1	71.7	17	-	-	941	
3	2	74.7	17	1164	-	370	
4	2	50.9	17	1919	-	371	
5	2	65.2	17	1206	-	1033	
6	2	98	17	1182	-	346	
7	2	58.7	17	1612	-	639	
8	1	63.8	17	-	-	1056	
9	3	86.3	17	1545	1065	205	
10	1	94.4	17	-	-	753	
11	3	88.5	17	1699	1319	58	
Detection Check (1=Detection; 0=No Detection)							1

<b>Trial Number</b>							18
<b>Number of Bursts in Trial</b>							12
<b>Chirp Center Frequency</b>							5497
Burst	No. of Pulses	Pulse Width (us)	Chirp Width (MHz)	Pulse 1-to-2 Spacing (us)	Pulse 2-to-3 Spacing (us)	Starting Location Within Interval (ms)	
1	2	88.7	16	1405	-	448	
2	3	90.2	16	1544	1235	621	
3	1	96.5	16	-	-	512	
4	2	80.5	16	1090	-	321	
5	2	63.7	16	1268	-	798	
6	1	53.4	16	-	-	809	
7	2	52.3	16	1043	-	301	
8	3	54.7	16	1701	1104	796	
9	3	75.6	16	1923	1729	669	
10	2	59.2	16	1244	-	369	
11	1	56.3	16	-	-	51	
12	2	87.8	16	1608	-	733	
Detection Check (1=Detection; 0=No Detection)							1



<b>Trial Number</b>							19
<b>Number of Bursts in Trial</b>							13
<b>Chirp Center Frequency</b>							5497
Burst	No. of Pulses	Pulse Width (us)	Chirp Width (MHz)	Pulse 1-to-2 Spacing (us)	Pulse 2-to-3 Spacing (us)	Starting Location Within Interval (ms)	
1	2	68.2	15	1104	-	229	
2	2	58.4	15	1627	-	488	
3	3	74.7	15	1861	1015	137	
4	2	58.2	15	1593	-	520	
5	1	51.6	15	-	-	799	
6	2	94.7	15	1469	-	43	
7	2	70.7	15	1091	-	126	
8	2	82.9	15	1472	-	607	
9	3	62.7	15	1168	1453	527	
10	2	63.1	15	1529	-	143	
11	1	96.1	15	-	-	176	
12	2	57	15	1457	-	882	
13	3	95.6	15	1707	1501	214	
Detection Check (1=Detection; 0=No Detection)							1

<b>Trial Number</b>							20
<b>Number of Bursts in Trial</b>							14
<b>Chirp Center Frequency</b>							5497
Burst	No. of Pulses	Pulse Width (us)	Chirp Width (MHz)	Pulse 1-to-2 Spacing (us)	Pulse 2-to-3 Spacing (us)	Starting Location Within Interval (ms)	
1	1	95.7	14	-	-	117	
2	1	93.1	14	-	-	720	
3	1	55.8	14	-	-	297	
4	1	76.7	14	-	-	284	
5	2	68	14	1686	-	472	
6	3	94.1	14	1796	1393	264	
7	2	53.9	14	1293	-	525	
8	1	99.3	14	-	-	155	
9	2	73.3	14	1458	-	65	
10	2	93.3	14	1196	-	451	
11	3	55.8	14	1895	1034	243	
12	1	66.4	14	-	-	228	
13	2	65.6	14	1732	-	746	
14	2	76.5	14	1187	-	522	
Detection Check (1=Detection; 0=No Detection)							1



<b>Trial Number</b>							21
<b>Number of Bursts in Trial</b>							15
<b>Chirp Center Frequency</b>							5524
Burst	No. of Pulses	Pulse Width (us)	Chirp Width (MHz)	Pulse 1-to-2 Spacing (us)	Pulse 2-to-3 Spacing (us)	Starting Location Within Interval (ms)	
1	1	85.1	13	-	-	565	
2	2	72.5	13	1648	-	211	
3	1	67.5	13	-	-	348	
4	2	56.1	13	1360	-	156	
5	1	71.1	13	-	-	718	
6	2	93.1	13	1391	-	400	
7	1	56.5	13	-	-	482	
8	1	63.8	13	-	-	703	
9	2	67.4	13	1727	-	780	
10	1	52.3	13	-	-	102	
11	3	62.4	13	1228	1715	304	
12	2	53.3	13	1630	-	57	
13	2	83.1	13	1205	-	768	
14	2	93.7	13	1085	-	461	
15	2	90.7	13	1297	-	746	
Detection Check (1=Detection; 0=No Detection)							1

<b>Trial Number</b>							22
<b>Number of Bursts in Trial</b>							16
<b>Chirp Center Frequency</b>							5524
Burst	No. of Pulses	Pulse Width (us)	Chirp Width (MHz)	Pulse 1-to-2 Spacing (us)	Pulse 2-to-3 Spacing (us)	Starting Location Within Interval (ms)	
1	2	98.8	12	1439	-	95	
2	1	54.5	12	-	-	676	
3	2	80.5	12	1360	-	8	
4	2	55.9	12	1906	-	373	
5	2	72.1	12	1623	-	254	
6	2	84.4	12	1604	-	480	
7	1	78.5	12	-	-	663	
8	1	88	12	-	-	314	
9	2	74.7	12	1157	-	596	
10	2	97.1	12	1673	-	264	
11	1	81.6	12	-	-	740	
12	1	83.6	12	-	-	163	
13	3	87.6	12	1757	1322	628	
14	2	58.5	12	1372	-	132	
15	3	91.8	12	1767	1183	106	
16	2	58.8	12	1432	-	659	
Detection Check (1=Detection; 0=No Detection)							1



<b>Trial Number</b>			23			
<b>Number of Bursts in Trial</b>			17			
<b>Chirp Center Frequency</b>			5525			
<b>Burst</b>	<b>No. of Pulses</b>	<b>Pulse Width (us)</b>	<b>Chirp Width (MHz)</b>	<b>Pulse 1-to-2 Spacing (us)</b>	<b>Pulse 2-to-3 Spacing (us)</b>	<b>Starting Location Within Interval (ms)</b>
1	1	96	11	-	-	284
2	2	92.5	11	1241	-	488
3	2	89.5	11	1347	-	76
4	2	74.8	11	1607	-	688
5	2	60.6	11	1523	-	28
6	2	71.5	11	1659	-	383
7	2	71.1	11	1454	-	182
8	1	98.7	11	-	-	20
9	2	85.1	11	1770	-	576
10	2	89.2	11	1086	-	410
11	2	60.7	11	1101	-	458
12	2	75.2	11	1719	-	348
13	2	75.7	11	1799	-	481
14	3	56.7	11	1132	1884	587
15	2	65	11	1885	-	480
16	2	64.6	11	1910	-	195
17	3	69.9	11	1410	1190	396
<b>Detection Check (1=Detection; 0=No Detection)</b>						1



Trial Number			24			
Number of Bursts in Trial			18			
Chirp Center Frequency			5525			
Burst	No. of Pulses	Pulse Width (us)	Chirp Width (MHz)	Pulse 1-to-2 Spacing (us)	Pulse 2-to-3 Spacing (us)	Starting Location Within Interval (ms)
1	3	83.8	10	1290	1021	536
2	2	66.9	10	1112	-	44
3	3	91	10	1220	1504	611
4	2	86.1	10	1678	-	456
5	3	65.5	10	1928	1222	330
6	1	62.6	10	-	-	297
7	3	68.7	10	1505	1200	351
8	3	59.2	10	1452	1114	230
9	1	73.9	10	-	-	222
10	1	77.2	10	-	-	57
11	2	96.4	10	1357	-	399
12	2	99.9	10	1173	-	299
13	2	99.9	10	1520	-	464
14	1	86.7	10	-	-	294
15	1	92.6	10	-	-	653
16	1	77.1	10	-	-	550
17	2	81.1	10	1664	-	566
18	3	68.4	10	1536	1309	580
Detection Check (1=Detection; 0=No Detection)						1



<b>Trial Number</b>			25			
<b>Number of Bursts in Trial</b>			19			
<b>Chirp Center Frequency</b>			5525			
<b>Burst</b>	<b>No. of Pulses</b>	<b>Pulse Width (us)</b>	<b>Chirp Width (MHz)</b>	<b>Pulse 1-to-2 Spacing (us)</b>	<b>Pulse 2-to-3 Spacing (us)</b>	<b>Starting Location Within Interval (ms)</b>
1	3	68.2	9	1723	1868	471
2	3	83.7	9	1711	1405	368
3	2	69.7	9	1781	-	425
4	1	59.7	9	-	-	440
5	2	96.7	9	1484	-	123
6	2	95.8	9	1319	-	261
7	3	71.3	9	1095	1354	332
8	3	53.2	9	1527	1427	427
9	2	69.5	9	1771	-	397
10	3	63.9	9	1075	1447	67
11	2	93.4	9	1783	-	174
12	2	77.3	9	1564	-	17
13	2	73.1	9	1294	-	216
14	1	77.4	9	-	-	292
15	3	57.2	9	1722	1886	619
16	2	68.7	9	1629	-	233
17	1	60.8	9	-	-	226
18	3	69.7	9	1128	1224	599
19	1	62.2	9	-	-	433
<b>Detection Check (1=Detection; 0=No Detection)</b>						1



<b>Trial Number</b>			26			
<b>Number of Bursts in Trial</b>			20			
<b>Chirp Center Frequency</b>			5526			
Burst	No. of Pulses	Pulse Width (us)	Chirp Width (MHz)	Pulse 1-to-2 Spacing (us)	Pulse 2-to-3 Spacing (us)	Starting Location Within Interval (ms)
1	1	80.5	8	-	-	90
2	3	62.6	8	1406	1343	319
3	3	85.6	8	1190	1529	384
4	2	83.9	8	1208	-	567
5	2	92.4	8	1488	-	234
6	2	54	8	1529	-	535
7	3	81.3	8	1501	1812	325
8	1	98.5	8	-	-	532
9	1	85.8	8	-	-	272
10	2	84.7	8	1593	-	182
11	2	83.3	8	1705	-	134
12	2	79.8	8	1567	-	286
13	1	77.9	8	-	-	368
14	3	98.4	8	1510	1569	290
15	2	79.9	8	1588	-	231
16	3	78	8	1140	1353	353
17	3	55.2	8	1700	1327	53
18	3	71.9	8	1081	1224	44
19	1	62	8	-	-	298
20	3	70.5	8	1888	1442	529
Detection Check (1=Detection; 0=No Detection)						1

<b>Trial Number</b>			27			
<b>Number of Bursts in Trial</b>			8			
<b>Chirp Center Frequency</b>			5522			
Burst	No. of Pulses	Pulse Width (us)	Chirp Width (MHz)	Pulse 1-to-2 Spacing (us)	Pulse 2-to-3 Spacing (us)	Starting Location Within Interval (ms)
1	2	69.1	18	1076	-	1436
2	2	62.1	18	1688	-	22
3	2	94.8	18	1891	-	897
4	1	75.8	18	-	-	1186
5	2	65.4	18	1713	-	589
6	2	97.7	18	1292	-	614
7	3	98.1	18	1670	1711	506
8	2	85.4	18	1672	-	776
Detection Check (1=Detection; 0=No Detection)						1



<b>Trial Number</b>		28				
<b>Number of Bursts in Trial</b>		9				
<b>Chirp Center Frequency</b>		5521				
<b>Burst</b>	<b>No. of Pulses</b>	<b>Pulse Width (us)</b>	<b>Chirp Width (MHz)</b>	<b>Pulse 1-to-2 Spacing (us)</b>	<b>Pulse 2-to-3 Spacing (us)</b>	<b>Starting Location Within Interval (ms)</b>
1	3	82	19	1233	1713	679
2	3	87.7	19	1554	1123	473
3	2	98.9	19	1518	-	869
4	1	55	19	-	-	719
5	1	93.6	19	-	-	902
6	2	58.7	19	1641	-	1243
7	2	88.7	19	1387	-	410
8	1	60.3	19	-	-	1154
9	1	97.7	19	-	-	512
Detection Check (1=Detection; 0=No Detection)						1

<b>Trial Number</b>		29				
<b>Number of Bursts in Trial</b>		10				
<b>Chirp Center Frequency</b>		5521				
<b>Burst</b>	<b>No. of Pulses</b>	<b>Pulse Width (us)</b>	<b>Chirp Width (MHz)</b>	<b>Pulse 1-to-2 Spacing (us)</b>	<b>Pulse 2-to-3 Spacing (us)</b>	<b>Starting Location Within Interval (ms)</b>
1	1	69.6	20	-	-	1131
2	1	74.5	20	-	-	290
3	1	60.9	20	-	-	895
4	1	74.6	20	-	-	202
5	2	99.3	20	1501	-	139
6	2	95.3	20	1065	-	854
7	2	91.9	20	1722	-	219
8	2	51	20	1285	-	57
9	2	87.7	20	1747	-	141
10	1	87.2	20	-	-	596
Detection Check (1=Detection; 0=No Detection)						0





Trial Number			30			
Number of Bursts in Trial			11			
Chirp Center Frequency			5527			
Burst	No. of Pulses	Pulse Width (us)	Chirp Width (MHz)	Pulse 1-to-2 Spacing (us)	Pulse 2-to-3 Spacing (us)	Starting Location Within Interval (ms)
1	3	59.9	5	1901	1196	935
2	2	77.1	5	1590	-	1038
3	2	62.7	5	1227	-	690
4	1	77.1	5	-	-	547
5	3	99.8	5	1798	1790	551
6	2	61.5	5	1135	-	876
7	2	77.5	5	1583	-	448
8	2	57.3	5	1890	-	736
9	2	53.5	5	1757	-	362
10	1	66.6	5	-	-	836
11	3	80.7	5	1811	1289	410
Detection Check (1=Detection; 0=No Detection)						1



**Type 6 Radar Statistical Performance**

Trial #	Test Freq. (MHz)	Pulses / Hop	Pulse Width (us)	PRI (us)	1=Detection 0=No Detection
1	5510	9	1	333	1
2	5510	9	1	333	1
3	5510	9	1	333	1
4	5510	9	1	333	1
5	5510	9	1	333	1
6	5510	9	1	333	1
7	5510	9	1	333	1
8	5510	9	1	333	1
9	5510	9	1	333	1
10	5510	9	1	333	1
11	5510	9	1	333	1
12	5510	9	1	333	1
13	5510	9	1	333	0
14	5510	9	1	333	1
15	5510	9	1	333	1
16	5510	9	1	333	1
17	5510	9	1	333	1
18	5510	9	1	333	1
19	5510	9	1	333	1
20	5510	9	1	333	1
21	5510	9	1	333	1
22	5510	9	1	333	1
23	5510	9	1	333	1
24	5510	9	1	333	1
25	5510	9	1	333	1
26	5510	9	1	333	1
27	5510	9	1	333	1
28	5510	9	1	333	1
29	5510	9	1	333	1
30	5510	9	1	333	1
Detection Percentage (%)					96.667
Limit					70%
<b>Test Result</b>					<b>Complied</b>



Modulation Mode: 802.11ax (HEW80)

Type 1 Radar Statistical Performance

Trial #	Test Freq. (MHz)	Pulse Repetition Frequency Number	Pulse Repetition Frequency (Pulse Per Second)	PRI (us)	1=Detection 0=No Detection
1	5516	1	1930.5	518	1
2	5565	23	326.2	3066	1
3	5564	19	1139.0	878	1
4	5547	12	1355.0	738	1
5	5549	4	1730.1	578	1
6	5556	8	1519.8	658	1
7	5498	15	1253.1	798	1
8	5569	6	1618.1	618	1
9	5550	14	1285.3	778	1
10	5557	3	1792.1	558	1
11	5502	13	1319.3	758	1
12	5523	9	1474.9	678	1
13	5553	7	1567.4	638	1
14	5506	17	1193.3	838	1
15	5525	10	1432.7	698	1
16	5512	-	1692.0	591	1
17	5491	-	328.1	3048	1
18	5530	-	373.4	2678	1
19	5555	-	574.4	1741	1
20	5500	-	1216.5	822	1
21	5513	-	801.3	1248	0
22	5520	-	488.5	2047	1
23	5515	-	956.0	1046	1
24	5519	-	517.6	1932	1
25	5499	-	1422.5	703	1
26	5503	-	542.0	1845	1
27	5526	-	741.3	1349	1
28	5544	-	881.8	1134	1
29	5560	-	427.4	2340	1
30	5521	-	628.9	1590	1
Detection Percentage (%)					96.667
Limit					60%
<b>Test Result</b>					<b>Complied</b>



Type 2 Radar Statistical Performance

Trial #	Test Freq. (MHz)	Pulse Width (us)	PRI (us)	Pulses / Burst	1=Detection 0=No Detection
1	5491	2.6	221	23	1
2	5561	4.6	198	27	1
3	5501	1.1	184	29	0
4	5527	4.8	203	24	1
5	5547	2.4	162	25	1
6	5497	3.4	204	28	1
7	5562	2.3	170	27	0
8	5521	3.5	184	23	1
9	5528	4.9	150	27	1
10	5523	4.6	211	29	1
11	5535	2.9	158	23	1
12	5538	2.6	226	27	1
13	5560	1.6	204	26	1
14	5530	3.9	181	25	1
15	5551	4.6	202	24	0
16	5569	4.1	194	27	1
17	5503	2.3	193	28	1
18	5564	3.9	173	29	1
19	5549	4.3	188	23	1
20	5531	1.5	215	26	1
21	5507	4.9	227	27	0
22	5505	1.1	199	23	1
23	5545	4.5	155	29	1
24	5532	4.0	190	27	1
25	5566	2.4	151	23	1
26	5550	2.5	180	28	1
27	5540	2.5	228	23	1
28	5539	2.5	203	25	1
29	5542	1.5	188	25	1
30	5555	1.9	217	24	1
Detection Percentage (%)					86.667
Limit					60%
<b>Test Result</b>					<b>Complied</b>



**Type 3 Radar Statistical Performance**

Trial #	Test Freq. (MHz)	Pulse Width (us)	PRI (us)	Pulses / Burst	1=Detection 0=No Detection
1	5519	8.0	205	16	1
2	5560	6.7	382	18	1
3	5507	8.6	418	16	1
4	5523	9.4	351	17	1
5	5530	7.4	383	18	1
6	5562	9.8	232	16	1
7	5555	9.1	377	17	0
8	5491	9.6	457	16	1
9	5552	8.0	471	18	1
10	5510	9.0	304	18	1
11	5535	8.0	316	17	1
12	5538	9.8	325	16	1
13	5545	8.0	409	17	0
14	5514	9.9	200	17	1
15	5499	8.8	458	16	1
16	5501	8.0	232	18	1
17	5527	8.3	250	16	0
18	5528	8.7	270	16	1
19	5513	7.7	350	17	1
20	5569	7.1	230	16	1
21	5506	7.3	416	18	1
22	5503	7.6	498	18	1
23	5493	7.3	286	17	1
24	5537	7.3	287	16	1
25	5515	7.5	462	17	0
26	5546	6.2	300	17	1
27	5511	6.4	323	18	1
28	5495	7.1	420	16	1
29	5558	7.2	395	18	1
30	5549	8.4	377	16	1
Detection Percentage (%)					86.667
Limit					60%
<b>Test Result</b>					<b>Complied</b>



**Type 4 Radar Statistical Performance**

<b>Trial #</b>	<b>Test Freq. (MHz)</b>	<b>Pulse Width (us)</b>	<b>PRI (us)</b>	<b>Pulses / Burst</b>	<b>1=Detection 0=No Detection</b>
1	5511	18.0	242	15	1
2	5502	19.9	279	12	0
3	5545	12.9	487	14	1
4	5536	15.0	452	13	1
5	5555	16.3	230	12	1
6	5523	19.8	238	13	1
7	5510	18.2	420	16	0
8	5538	16.3	452	15	1
9	5539	14.2	495	12	1
10	5569	17.8	228	16	1
11	5505	19.1	211	16	0
12	5557	18.4	283	15	1
13	5537	11.8	411	12	1
14	5530	14.2	284	13	1
15	5566	13.9	202	12	1
16	5491	17.8	340	14	1
17	5513	15.6	290	16	1
18	5507	14.6	250	16	1
19	5519	14.4	484	15	1
20	5553	18.9	387	13	1
21	5541	11.1	348	15	0
22	5506	13.8	291	16	1
23	5558	14.3	295	12	1
24	5524	12.5	300	12	0
25	5515	12.5	322	14	1
26	5535	12.5	383	13	1
27	5516	15.7	322	16	1
28	5508	19.8	469	13	1
29	5547	18.6	406	15	1
30	5497	15.9	238	14	1
Detection Percentage (%)					83.333
Limit					60%
<b>Test Result</b>					<b>Complied</b>



**Total Type 1~4 Radar Statistical Performance**

<b>Radar Type #</b>	<b>Detection Percentage (%)</b>
1	96.667
2	86.667
3	86.667
4	83.333
Aggregate (Radar Types 1-4)	88.333
Limit	80%
<b>Test Result</b>	<b>Complied</b>



**Type 5 Radar Statistical Performance**

Center Freq. (MHz)	Low Edge (MHz)	High Edge (MHz)	VSG Freq. (MHz)	Detection
Trial	Chirp	Offset		
1	5	2	5530.0	1
2	20	8	5530.0	0
3	7	2.8	5530.0	1
4	8	3.2	5530.0	1
5	9	3.6	5530.0	1
6	10	4	5530.0	1
7	11	4.4	5530.0	1
8	12	4.8	5530.0	1
9	13	5.2	5530.0	1
10	14	5.6	5530.0	1
11	15	6	5497.0	1
12	16	6.4	5497.4	1
13	17	6.8	5497.8	1
14	20	8	5499.0	1
15	19	7.6	5498.6	1
16	18	7.2	5498.2	1
17	17	6.8	5497.8	0
18	16	6.4	5497.4	1
19	15	6	5497.0	1
20	14	5.6	5496.6	1
21	13	5.2	5563.8	1
22	12	4.8	5564.2	1
23	11	4.4	5564.6	1
24	10	4	5565.0	1
25	9	3.6	5565.4	1
26	8	3.2	5565.8	1
27	18	7.2	5561.8	1
28	19	7.6	5561.4	1
29	20	8	5561.0	0
30	5	2	5567.0	1
Total				27
Detection Percentage (%)				90%
Limit				80%
<b>Test Result</b>				<b>Complied</b>





<b>Trial Number</b>							1
<b>Number of Bursts in Trial</b>							8
<b>Chirp Center Frequency</b>							5530
Burst	No. of Pulses	Pulse Width (us)	Chirp Width (MHz)	Pulse 1-to-2 Spacing (us)	Pulse 2-to-3 Spacing (us)	Starting Location Within Interval (ms)	
1	1	62.1	5	-	-	1091	
2	2	56	5	1729	-	133	
3	2	91.3	5	1230	-	1057	
4	3	50.7	5	1762	1616	1442	
5	2	92.6	5	1723	-	544	
6	2	87.3	5	1302	-	1089	
7	2	59.5	5	1291	-	1374	
8	2	52.2	5	1653	-	1237	
Detection Check (1=Detection; 0=No Detection)							1

<b>Trial Number</b>							2
<b>Number of Bursts in Trial</b>							9
<b>Chirp Center Frequency</b>							5530
Burst	No. of Pulses	Pulse Width (us)	Chirp Width (MHz)	Pulse 1-to-2 Spacing (us)	Pulse 2-to-3 Spacing (us)	Starting Location Within Interval (ms)	
1	3	90	20	1007	1326	30	
2	2	73.7	20	1785	-	979	
3	1	78.1	20	-	-	683	
4	2	92.4	20	1281	-	950	
5	1	61.2	20	-	-	612	
6	3	67.2	20	1525	1870	17	
7	1	78.5	20	-	-	429	
8	2	60.3	20	1931	-	936	
9	3	92.9	20	1403	1476	548	
Detection Check (1=Detection; 0=No Detection)							0



<b>Trial Number</b>			3			
<b>Number of Bursts in Trial</b>			10			
<b>Chirp Center Frequency</b>			5530			
Burst	No. of Pulses	Pulse Width (us)	Chirp Width (MHz)	Pulse 1-to-2 Spacing (us)	Pulse 2-to-3 Spacing (us)	Starting Location Within Interval (ms)
1	3	63.4	7	1574	1607	801
2	1	98	7	-	-	966
3	1	58.7	7	-	-	185
4	1	88	7	-	-	1012
5	3	79.5	7	1562	1370	943
6	3	57.1	7	1900	1188	686
7	2	64.4	7	1090	-	599
8	1	78.7	7	-	-	1089
9	1	69.3	7	-	-	188
10	3	55.3	7	1375	1691	933
Detection Check (1=Detection; 0=No Detection)						1

<b>Trial Number</b>			4			
<b>Number of Bursts in Trial</b>			11			
<b>Chirp Center Frequency</b>			5530			
Burst	No. of Pulses	Pulse Width (us)	Chirp Width (MHz)	Pulse 1-to-2 Spacing (us)	Pulse 2-to-3 Spacing (us)	Starting Location Within Interval (ms)
1	2	74.3	8	1642	-	24
2	1	83.1	8	-	-	985
3	2	59.5	8	1680	-	988
4	2	59.8	8	1786	-	800
5	2	77.6	8	1617	-	339
6	2	79.9	8	1553	-	1040
7	1	56	8	-	-	544
8	3	71.4	8	1406	1927	452
9	1	97.4	8	-	-	204
10	2	98.3	8	1037	-	926
11	1	63.6	8	-	-	1052
Detection Check (1=Detection; 0=No Detection)						1



<b>Trial Number</b>			5			
<b>Number of Bursts in Trial</b>			12			
<b>Chirp Center Frequency</b>			5530			
Burst	No. of Pulses	Pulse Width (us)	Chirp Width (MHz)	Pulse 1-to-2 Spacing (us)	Pulse 2-to-3 Spacing (us)	Starting Location Within Interval (ms)
1	1	50	9	-	-	557
2	2	62.5	9	1731	-	567
3	2	55.4	9	1070	-	460
4	1	65.7	9	-	-	4
5	2	58	9	1512	-	64
6	2	60.9	9	1230	-	650
7	3	89.6	9	1598	1738	235
8	3	84.4	9	1271	1617	873
9	3	72.3	9	1498	1321	901
10	1	58.9	9	-	-	663
11	2	74.8	9	1584	-	919
12	1	71.8	9	-	-	375
Detection Check (1=Detection; 0=No Detection)						1

<b>Trial Number</b>			6			
<b>Number of Bursts in Trial</b>			13			
<b>Chirp Center Frequency</b>			5530			
Burst	No. of Pulses	Pulse Width (us)	Chirp Width (MHz)	Pulse 1-to-2 Spacing (us)	Pulse 2-to-3 Spacing (us)	Starting Location Within Interval (ms)
1	2	88.1	10	1257	-	846
2	1	58.7	10	-	-	725
3	2	97.1	10	1037	-	30
4	3	83.1	10	1029	1106	490
5	1	62.1	10	-	-	262
6	2	71.4	10	1058	-	283
7	2	86.3	10	1867	-	49
8	3	77.3	10	1418	1876	634
9	1	78.9	10	-	-	304
10	3	79.2	10	1055	1572	564
11	3	52	10	1582	1836	852
12	3	56.5	10	1195	1542	525
13	3	100	10	1638	1729	750
Detection Check (1=Detection; 0=No Detection)						1



<b>Trial Number</b>							7
<b>Number of Bursts in Trial</b>							14
<b>Chirp Center Frequency</b>							5530
Burst	No. of Pulses	Pulse Width (us)	Chirp Width (MHz)	Pulse 1-to-2 Spacing (us)	Pulse 2-to-3 Spacing (us)	Starting Location Within Interval (ms)	
1	2	92.7	11	1208	-	231	
2	2	81.3	11	1144	-	804	
3	2	60.4	11	1555	-	34	
4	2	62.1	11	1320	-	427	
5	1	50	11	-	-	577	
6	3	65.9	11	1020	1365	3	
7	2	73.8	11	1308	-	51	
8	2	74.3	11	1143	-	360	
9	1	62.9	11	-	-	394	
10	2	74.8	11	1404	-	317	
11	2	69.7	11	1309	-	532	
12	2	69.8	11	1688	-	339	
13	2	77.4	11	1857	-	381	
14	1	55.1	11	-	-	426	
Detection Check (1=Detection; 0=No Detection)							1

<b>Trial Number</b>							8
<b>Number of Bursts in Trial</b>							15
<b>Chirp Center Frequency</b>							5530
Burst	No. of Pulses	Pulse Width (us)	Chirp Width (MHz)	Pulse 1-to-2 Spacing (us)	Pulse 2-to-3 Spacing (us)	Starting Location Within Interval (ms)	
1	1	91.7	12	-	-	776	
2	2	90	12	1196	-	187	
3	3	92.3	12	1486	1853	448	
4	2	66.8	12	1545	-	702	
5	1	64	12	-	-	403	
6	3	95.4	12	1123	1473	230	
7	3	66.8	12	1867	1401	604	
8	3	67.7	12	1472	1397	38	
9	1	68.2	12	-	-	735	
10	2	82.2	12	1297	-	610	
11	1	92.1	12	-	-	618	
12	2	57	12	1764	-	705	
13	2	58.5	12	1310	-	22	
14	3	85.5	12	1630	1447	641	
15	2	82.2	12	1371	-	109	
Detection Check (1=Detection; 0=No Detection)							1



<b>Trial Number</b>			9			
<b>Number of Bursts in Trial</b>			16			
<b>Chirp Center Frequency</b>			5530			
<b>Burst</b>	<b>No. of Pulses</b>	<b>Pulse Width (us)</b>	<b>Chirp Width (MHz)</b>	<b>Pulse 1-to-2 Spacing (us)</b>	<b>Pulse 2-to-3 Spacing (us)</b>	<b>Starting Location Within Interval (ms)</b>
1	2	74.4	13	1707	-	442
2	2	63.6	13	1725	-	280
3	2	71.3	13	1704	-	459
4	3	77.6	13	1063	1405	197
5	3	65.2	13	1731	1294	101
6	3	55.1	13	1109	1549	17
7	2	96.8	13	1034	-	131
8	3	80.8	13	1533	1051	365
9	1	60.4	13	-	-	222
10	2	61.8	13	1312	-	371
11	2	71.3	13	1657	-	33
12	2	98.1	13	1024	-	291
13	1	57.9	13	-	-	188
14	1	91.8	13	-	-	163
15	2	56.7	13	1259	-	426
16	2	89.7	13	1690	-	606
<b>Detection Check (1=Detection; 0=No Detection)</b>						1



<b>Trial Number</b>			10			
<b>Number of Bursts in Trial</b>			17			
<b>Chirp Center Frequency</b>			5530			
<b>Burst</b>	<b>No. of Pulses</b>	<b>Pulse Width (us)</b>	<b>Chirp Width (MHz)</b>	<b>Pulse 1-to-2 Spacing (us)</b>	<b>Pulse 2-to-3 Spacing (us)</b>	<b>Starting Location Within Interval (ms)</b>
1	2	74.4	14	1107	-	462
2	1	87.6	14	-	-	653
3	2	61.7	14	1741	-	457
4	2	57.5	14	1566	-	388
5	2	66.1	14	1855	-	63
6	3	70.1	14	1044	1012	136
7	1	66.4	14	-	-	343
8	1	59.2	14	-	-	349
9	2	88.3	14	1240	-	362
10	1	64.7	14	-	-	221
11	2	73	14	1703	-	144
12	2	81.7	14	1450	-	671
13	3	70.1	14	1741	1278	320
14	1	63.6	14	-	-	196
15	1	58.7	14	-	-	413
16	2	65.9	14	1478	-	170
17	1	72.7	14	-	-	564
<b>Detection Check (1=Detection; 0=No Detection)</b>						1



<b>Trial Number</b>			11			
<b>Number of Bursts in Trial</b>			18			
<b>Chirp Center Frequency</b>			5497			
<b>Burst</b>	<b>No. of Pulses</b>	<b>Pulse Width (us)</b>	<b>Chirp Width (MHz)</b>	<b>Pulse 1-to-2 Spacing (us)</b>	<b>Pulse 2-to-3 Spacing (us)</b>	<b>Starting Location Within Interval (ms)</b>
1	2	72.1	15	1193	-	130
2	3	76.3	15	1484	1390	114
3	1	86.1	15	-	-	14
4	1	73.2	15	-	-	604
5	1	81.2	15	-	-	548
6	2	99.5	15	1398	-	173
7	1	93.9	15	-	-	262
8	2	75.9	15	1921	-	38
9	3	79.2	15	1100	1429	84
10	3	77	15	1166	1799	610
11	1	91.8	15	-	-	339
12	3	56.8	15	1330	1556	580
13	2	83.1	15	1556	-	295
14	2	63	15	1552	-	156
15	1	65.7	15	-	-	439
16	1	64.5	15	-	-	188
17	1	88.5	15	-	-	419
18	1	60.6	15	-	-	205
<b>Detection Check (1=Detection; 0=No Detection)</b>						1



<b>Trial Number</b>			12			
<b>Number of Bursts in Trial</b>			19			
<b>Chirp Center Frequency</b>			5497			
<b>Burst</b>	<b>No. of Pulses</b>	<b>Pulse Width (us)</b>	<b>Chirp Width (MHz)</b>	<b>Pulse 1-to-2 Spacing (us)</b>	<b>Pulse 2-to-3 Spacing (us)</b>	<b>Starting Location Within Interval (ms)</b>
1	2	90.5	16	1299	-	381
2	2	88.4	16	1418	-	327
3	2	53.7	16	1055	-	536
4	1	80.5	16	-	-	285
5	1	50.4	16	-	-	398
6	2	61.2	16	1749	-	439
7	2	78.8	16	1065	-	129
8	3	75	16	1748	1820	325
9	2	96.7	16	1254	-	440
10	3	76.3	16	1848	1106	397
11	1	73.3	16	-	-	232
12	2	92.4	16	1317	-	91
13	2	92.4	16	1854	-	256
14	3	64.4	16	1240	1634	582
15	2	67.3	16	1473	-	117
16	2	84.1	16	1795	-	202
17	1	80.9	16	-	-	135
18	1	74.6	16	-	-	396
19	2	97.6	16	1805	-	615
<b>Detection Check (1=Detection; 0=No Detection)</b>						1





<b>Trial Number</b>							13
<b>Number of Bursts in Trial</b>							20
<b>Chirp Center Frequency</b>							5498
Burst	No. of Pulses	Pulse Width (us)	Chirp Width (MHz)	Pulse 1-to-2 Spacing (us)	Pulse 2-to-3 Spacing (us)	Starting Location Within Interval (ms)	
1	2	66.1	17	1417	-	388	
2	2	86.7	17	1693	-	348	
3	2	70.5	17	1263	-	215	
4	2	78	17	1446	-	28	
5	2	66	17	1185	-	585	
6	2	80.6	17	1855	-	65	
7	1	95.5	17	-	-	92	
8	1	98.8	17	-	-	68	
9	3	64.3	17	1641	1108	517	
10	1	75.1	17	-	-	121	
11	2	72.6	17	1499	-	448	
12	1	60.3	17	-	-	567	
13	2	54.9	17	1056	-	245	
14	2	98.8	17	1023	-	584	
15	2	60.9	17	1243	-	579	
16	2	62.7	17	1226	-	464	
17	1	80.1	17	-	-	89	
18	2	70.9	17	1711	-	153	
19	1	90.7	17	-	-	282	
20	1	98.9	17	-	-	71	
Detection Check (1=Detection; 0=No Detection)							1

<b>Trial Number</b>							14
<b>Number of Bursts in Trial</b>							8
<b>Chirp Center Frequency</b>							5499
Burst	No. of Pulses	Pulse Width (us)	Chirp Width (MHz)	Pulse 1-to-2 Spacing (us)	Pulse 2-to-3 Spacing (us)	Starting Location Within Interval (ms)	
1	2	67.5	20	1542	-	947	
2	3	83.6	20	1272	1696	124	
3	2	93.2	20	1877	-	701	
4	1	55.6	20	-	-	1123	
5	3	84.2	20	1733	1619	756	
6	3	69.1	20	1612	1071	1	
7	2	66.9	20	1905	-	7	
8	3	86.8	20	1697	1621	1082	
Detection Check (1=Detection; 0=No Detection)							1



<b>Trial Number</b>							15
<b>Number of Bursts in Trial</b>							9
<b>Chirp Center Frequency</b>							5499
Burst	No. of Pulses	Pulse Width (us)	Chirp Width (MHz)	Pulse 1-to-2 Spacing (us)	Pulse 2-to-3 Spacing (us)	Starting Location Within Interval (ms)	
1	2	62.2	19	1571	-	949	
2	2	85	19	1669	-	189	
3	2	64.5	19	1505	-	176	
4	2	50.4	19	1325	-	538	
5	2	66.1	19	1483	-	908	
6	2	71.2	19	1110	-	1017	
7	3	53.7	19	1445	1677	492	
8	3	62.5	19	1596	1341	349	
9	3	62	19	1929	1221	1105	
Detection Check (1=Detection; 0=No Detection)							1

<b>Trial Number</b>							16
<b>Number of Bursts in Trial</b>							10
<b>Chirp Center Frequency</b>							5498
Burst	No. of Pulses	Pulse Width (us)	Chirp Width (MHz)	Pulse 1-to-2 Spacing (us)	Pulse 2-to-3 Spacing (us)	Starting Location Within Interval (ms)	
1	2	80.5	18	1910	-	284	
2	2	64.2	18	1661	-	751	
3	2	90.1	18	1041	-	491	
4	2	69.8	18	1495	-	107	
5	1	73.1	18	-	-	490	
6	3	77.2	18	1418	1145	1155	
7	3	52.6	18	1732	1787	772	
8	2	71.4	18	1562	-	121	
9	2	89.8	18	1491	-	89	
10	2	76.4	18	1355	-	615	
Detection Check (1=Detection; 0=No Detection)							1



<b>Trial Number</b>							17
<b>Number of Bursts in Trial</b>							11
<b>Chirp Center Frequency</b>							5498
Burst	No. of Pulses	Pulse Width (us)	Chirp Width (MHz)	Pulse 1-to-2 Spacing (us)	Pulse 2-to-3 Spacing (us)	Starting Location Within Interval (ms)	
1	2	51.2	17	1236	-	740	
2	1	71.7	17	-	-	941	
3	2	74.7	17	1164	-	370	
4	2	50.9	17	1919	-	371	
5	2	65.2	17	1206	-	1033	
6	2	98	17	1182	-	346	
7	2	58.7	17	1612	-	639	
8	1	63.8	17	-	-	1056	
9	3	86.3	17	1545	1065	205	
10	1	94.4	17	-	-	753	
11	3	88.5	17	1699	1319	58	
Detection Check (1=Detection; 0=No Detection)							0

<b>Trial Number</b>							18
<b>Number of Bursts in Trial</b>							12
<b>Chirp Center Frequency</b>							5497
Burst	No. of Pulses	Pulse Width (us)	Chirp Width (MHz)	Pulse 1-to-2 Spacing (us)	Pulse 2-to-3 Spacing (us)	Starting Location Within Interval (ms)	
1	2	88.7	16	1405	-	448	
2	3	90.2	16	1544	1235	621	
3	1	96.5	16	-	-	512	
4	2	80.5	16	1090	-	321	
5	2	63.7	16	1268	-	798	
6	1	53.4	16	-	-	809	
7	2	52.3	16	1043	-	301	
8	3	54.7	16	1701	1104	796	
9	3	75.6	16	1923	1729	669	
10	2	59.2	16	1244	-	369	
11	1	56.3	16	-	-	51	
12	2	87.8	16	1608	-	733	
Detection Check (1=Detection; 0=No Detection)							1



<b>Trial Number</b>							19
<b>Number of Bursts in Trial</b>							13
<b>Chirp Center Frequency</b>							5497
Burst	No. of Pulses	Pulse Width (us)	Chirp Width (MHz)	Pulse 1-to-2 Spacing (us)	Pulse 2-to-3 Spacing (us)	Starting Location Within Interval (ms)	
1	2	68.2	15	1104	-	229	
2	2	58.4	15	1627	-	488	
3	3	74.7	15	1861	1015	137	
4	2	58.2	15	1593	-	520	
5	1	51.6	15	-	-	799	
6	2	94.7	15	1469	-	43	
7	2	70.7	15	1091	-	126	
8	2	82.9	15	1472	-	607	
9	3	62.7	15	1168	1453	527	
10	2	63.1	15	1529	-	143	
11	1	96.1	15	-	-	176	
12	2	57	15	1457	-	882	
13	3	95.6	15	1707	1501	214	
Detection Check (1=Detection; 0=No Detection)							1

<b>Trial Number</b>							20
<b>Number of Bursts in Trial</b>							14
<b>Chirp Center Frequency</b>							5497
Burst	No. of Pulses	Pulse Width (us)	Chirp Width (MHz)	Pulse 1-to-2 Spacing (us)	Pulse 2-to-3 Spacing (us)	Starting Location Within Interval (ms)	
1	1	95.7	14	-	-	117	
2	1	93.1	14	-	-	720	
3	1	55.8	14	-	-	297	
4	1	76.7	14	-	-	284	
5	2	68	14	1686	-	472	
6	3	94.1	14	1796	1393	264	
7	2	53.9	14	1293	-	525	
8	1	99.3	14	-	-	155	
9	2	73.3	14	1458	-	65	
10	2	93.3	14	1196	-	451	
11	3	55.8	14	1895	1034	243	
12	1	66.4	14	-	-	228	
13	2	65.6	14	1732	-	746	
14	2	76.5	14	1187	-	522	
Detection Check (1=Detection; 0=No Detection)							1



<b>Trial Number</b>							21
<b>Number of Bursts in Trial</b>							15
<b>Chirp Center Frequency</b>							5564
Burst	No. of Pulses	Pulse Width (us)	Chirp Width (MHz)	Pulse 1-to-2 Spacing (us)	Pulse 2-to-3 Spacing (us)	Starting Location Within Interval (ms)	
1	1	85.1	13	-	-	565	
2	2	72.5	13	1648	-	211	
3	1	67.5	13	-	-	348	
4	2	56.1	13	1360	-	156	
5	1	71.1	13	-	-	718	
6	2	93.1	13	1391	-	400	
7	1	56.5	13	-	-	482	
8	1	63.8	13	-	-	703	
9	2	67.4	13	1727	-	780	
10	1	52.3	13	-	-	102	
11	3	62.4	13	1228	1715	304	
12	2	53.3	13	1630	-	57	
13	2	83.1	13	1205	-	768	
14	2	93.7	13	1085	-	461	
15	2	90.7	13	1297	-	746	
Detection Check (1=Detection; 0=No Detection)							1

<b>Trial Number</b>							22
<b>Number of Bursts in Trial</b>							16
<b>Chirp Center Frequency</b>							5564
Burst	No. of Pulses	Pulse Width (us)	Chirp Width (MHz)	Pulse 1-to-2 Spacing (us)	Pulse 2-to-3 Spacing (us)	Starting Location Within Interval (ms)	
1	2	98.8	12	1439	-	95	
2	1	54.5	12	-	-	676	
3	2	80.5	12	1360	-	8	
4	2	55.9	12	1906	-	373	
5	2	72.1	12	1623	-	254	
6	2	84.4	12	1604	-	480	
7	1	78.5	12	-	-	663	
8	1	88	12	-	-	314	
9	2	74.7	12	1157	-	596	
10	2	97.1	12	1673	-	264	
11	1	81.6	12	-	-	740	
12	1	83.6	12	-	-	163	
13	3	87.6	12	1757	1322	628	
14	2	58.5	12	1372	-	132	
15	3	91.8	12	1767	1183	106	
16	2	58.8	12	1432	-	659	
Detection Check (1=Detection; 0=No Detection)							1



Trial Number			23			
Number of Bursts in Trial			17			
Chirp Center Frequency			5565			
Burst	No. of Pulses	Pulse Width (us)	Chirp Width (MHz)	Pulse 1-to-2 Spacing (us)	Pulse 2-to-3 Spacing (us)	Starting Location Within Interval (ms)
1	1	96	11	-	-	284
2	2	92.5	11	1241	-	488
3	2	89.5	11	1347	-	76
4	2	74.8	11	1607	-	688
5	2	60.6	11	1523	-	28
6	2	71.5	11	1659	-	383
7	2	71.1	11	1454	-	182
8	1	98.7	11	-	-	20
9	2	85.1	11	1770	-	576
10	2	89.2	11	1086	-	410
11	2	60.7	11	1101	-	458
12	2	75.2	11	1719	-	348
13	2	75.7	11	1799	-	481
14	3	56.7	11	1132	1884	587
15	2	65	11	1885	-	480
16	2	64.6	11	1910	-	195
17	3	69.9	11	1410	1190	396
Detection Check (1=Detection; 0=No Detection)						1



<b>Trial Number</b>			24			
<b>Number of Bursts in Trial</b>			18			
<b>Chirp Center Frequency</b>			5565			
<b>Burst</b>	<b>No. of Pulses</b>	<b>Pulse Width (us)</b>	<b>Chirp Width (MHz)</b>	<b>Pulse 1-to-2 Spacing (us)</b>	<b>Pulse 2-to-3 Spacing (us)</b>	<b>Starting Location Within Interval (ms)</b>
1	3	83.8	10	1290	1021	536
2	2	66.9	10	1112	-	44
3	3	91	10	1220	1504	611
4	2	86.1	10	1678	-	456
5	3	65.5	10	1928	1222	330
6	1	62.6	10	-	-	297
7	3	68.7	10	1505	1200	351
8	3	59.2	10	1452	1114	230
9	1	73.9	10	-	-	222
10	1	77.2	10	-	-	57
11	2	96.4	10	1357	-	399
12	2	99.9	10	1173	-	299
13	2	99.9	10	1520	-	464
14	1	86.7	10	-	-	294
15	1	92.6	10	-	-	653
16	1	77.1	10	-	-	550
17	2	81.1	10	1664	-	566
18	3	68.4	10	1536	1309	580
<b>Detection Check (1=Detection; 0=No Detection)</b>						1



Trial Number			25			
Number of Bursts in Trial			19			
Chirp Center Frequency			5565			
Burst	No. of Pulses	Pulse Width (us)	Chirp Width (MHz)	Pulse 1-to-2 Spacing (us)	Pulse 2-to-3 Spacing (us)	Starting Location Within Interval (ms)
1	3	68.2	9	1723	1868	471
2	3	83.7	9	1711	1405	368
3	2	69.7	9	1781	-	425
4	1	59.7	9	-	-	440
5	2	96.7	9	1484	-	123
6	2	95.8	9	1319	-	261
7	3	71.3	9	1095	1354	332
8	3	53.2	9	1527	1427	427
9	2	69.5	9	1771	-	397
10	3	63.9	9	1075	1447	67
11	2	93.4	9	1783	-	174
12	2	77.3	9	1564	-	17
13	2	73.1	9	1294	-	216
14	1	77.4	9	-	-	292
15	3	57.2	9	1722	1886	619
16	2	68.7	9	1629	-	233
17	1	60.8	9	-	-	226
18	3	69.7	9	1128	1224	599
19	1	62.2	9	-	-	433
Detection Check (1=Detection; 0=No Detection)						1





<b>Trial Number</b>							26
<b>Number of Bursts in Trial</b>							20
<b>Chirp Center Frequency</b>							5566
Burst	No. of Pulses	Pulse Width (us)	Chirp Width (MHz)	Pulse 1-to-2 Spacing (us)	Pulse 2-to-3 Spacing (us)	Starting Location Within Interval (ms)	
1	1	80.5	8	-	-	90	
2	3	62.6	8	1406	1343	319	
3	3	85.6	8	1190	1529	384	
4	2	83.9	8	1208	-	567	
5	2	92.4	8	1488	-	234	
6	2	54	8	1529	-	535	
7	3	81.3	8	1501	1812	325	
8	1	98.5	8	-	-	532	
9	1	85.8	8	-	-	272	
10	2	84.7	8	1593	-	182	
11	2	83.3	8	1705	-	134	
12	2	79.8	8	1567	-	286	
13	1	77.9	8	-	-	368	
14	3	98.4	8	1510	1569	290	
15	2	79.9	8	1588	-	231	
16	3	78	8	1140	1353	353	
17	3	55.2	8	1700	1327	53	
18	3	71.9	8	1081	1224	44	
19	1	62	8	-	-	298	
20	3	70.5	8	1888	1442	529	
Detection Check (1=Detection; 0=No Detection)							1

<b>Trial Number</b>							27
<b>Number of Bursts in Trial</b>							8
<b>Chirp Center Frequency</b>							5562
Burst	No. of Pulses	Pulse Width (us)	Chirp Width (MHz)	Pulse 1-to-2 Spacing (us)	Pulse 2-to-3 Spacing (us)	Starting Location Within Interval (ms)	
1	2	69.1	18	1076	-	1436	
2	2	62.1	18	1688	-	22	
3	2	94.8	18	1891	-	897	
4	1	75.8	18	-	-	1186	
5	2	65.4	18	1713	-	589	
6	2	97.7	18	1292	-	614	
7	3	98.1	18	1670	1711	506	
8	2	85.4	18	1672	-	776	
Detection Check (1=Detection; 0=No Detection)							1



<b>Trial Number</b>							28
<b>Number of Bursts in Trial</b>							9
<b>Chirp Center Frequency</b>							5561
Burst	No. of Pulses	Pulse Width (us)	Chirp Width (MHz)	Pulse 1-to-2 Spacing (us)	Pulse 2-to-3 Spacing (us)	Starting Location Within Interval (ms)	
1	3	82	19	1233	1713	679	
2	3	87.7	19	1554	1123	473	
3	2	98.9	19	1518	-	869	
4	1	55	19	-	-	719	
5	1	93.6	19	-	-	902	
6	2	58.7	19	1641	-	1243	
7	2	88.7	19	1387	-	410	
8	1	60.3	19	-	-	1154	
9	1	97.7	19	-	-	512	
Detection Check (1=Detection; 0=No Detection)							1

<b>Trial Number</b>							29
<b>Number of Bursts in Trial</b>							10
<b>Chirp Center Frequency</b>							5561
Burst	No. of Pulses	Pulse Width (us)	Chirp Width (MHz)	Pulse 1-to-2 Spacing (us)	Pulse 2-to-3 Spacing (us)	Starting Location Within Interval (ms)	
1	1	69.6	20	-	-	1131	
2	1	74.5	20	-	-	290	
3	1	60.9	20	-	-	895	
4	1	74.6	20	-	-	202	
5	2	99.3	20	1501	-	139	
6	2	95.3	20	1065	-	854	
7	2	91.9	20	1722	-	219	
8	2	51	20	1285	-	57	
9	2	87.7	20	1747	-	141	
10	1	87.2	20	-	-	596	
Detection Check (1=Detection; 0=No Detection)							0



<b>Trial Number</b>			30			
<b>Number of Bursts in Trial</b>			11			
<b>Chirp Center Frequency</b>			5567			
<b>Burst</b>	<b>No. of Pulses</b>	<b>Pulse Width (us)</b>	<b>Chirp Width (MHz)</b>	<b>Pulse 1-to-2 Spacing (us)</b>	<b>Pulse 2-to-3 Spacing (us)</b>	<b>Starting Location Within Interval (ms)</b>
1	3	59.9	5	1901	1196	935
2	2	77.1	5	1590	-	1038
3	2	62.7	5	1227	-	690
4	1	77.1	5	-	-	547
5	3	99.8	5	1798	1790	551
6	2	61.5	5	1135	-	876
7	2	77.5	5	1583	-	448
8	2	57.3	5	1890	-	736
9	2	53.5	5	1757	-	362
10	1	66.6	5	-	-	836
11	3	80.7	5	1811	1289	410
<b>Detection Check (1=Detection; 0=No Detection)</b>						1



**Type 6 Radar Statistical Performance**

Trial #	Test Freq. (MHz)	Pulses / Hop	Pulse Width (us)	PRI (us)	1=Detection 0=No Detection
1	5530	9	1	333	1
2	5530	9	1	333	1
3	5530	9	1	333	1
4	5530	9	1	333	1
5	5530	9	1	333	1
6	5530	9	1	333	1
7	5530	9	1	333	1
8	5530	9	1	333	1
9	5530	9	1	333	1
10	5530	9	1	333	1
11	5530	9	1	333	1
12	5530	9	1	333	1
13	5530	9	1	333	1
14	5530	9	1	333	0
15	5530	9	1	333	1
16	5530	9	1	333	1
17	5530	9	1	333	1
18	5530	9	1	333	1
19	5530	9	1	333	1
20	5530	9	1	333	1
21	5530	9	1	333	1
22	5530	9	1	333	1
23	5530	9	1	333	1
24	5530	9	1	333	1
25	5530	9	1	333	1
26	5530	9	1	333	1
27	5530	9	1	333	1
28	5530	9	1	333	1
29	5530	9	1	333	1
30	5530	9	1	333	1
Detection Percentage (%)					96.667
Limit					70%
<b>Test Result</b>					<b>Complied</b>



## 4 Test Equipment and Calibration Data

Instrument	Brand	Model No.	Serial No.	Characteristics	Calibration Date	Calibration Due Date	Remark
Spectrum Analyzer	R&S	FSV40	101026	9kHz~40GHz	Dec. 01, 2020	Nov. 30, 2021	Radiated (DF01-CB)
Vector Signal generator	R&S	SMU200A	102782	100kHz-6GHz	Jun. 24, 2021	Jun. 23, 2022	Radiated (DF01-CB)
Horn Antenna	COM-POWER	AH-118	071187	1GHz – 18GHz	Jul. 29, 2021	Jul. 28, 2022	Radiated (DF01-CB)
Horn Antenna	COM-POWER	AH-118	071042	1GHz – 18GHz	Dec. 22, 2020	Dec. 21, 2021	Radiated (DF01-CB)
RF Power Divider	STI	2 Way	DV-2way -05	1GHz ~ 8GHz	Oct. 04, 2021	Oct. 03, 2022	Radiated (DF01-CB)
RF Power Divider	STI	2 Way	DV-2way -06	1GHz ~ 8GHz	Oct. 04, 2021	Oct. 03, 2022	Radiated (DF01-CB)
RF Power Divider	MTJ	4 Way	DFS-01-D V-01	1GHz ~ 6GHz	Oct. 04, 2021	Oct. 03, 2022	Radiated (DF01-CB)
RF Cable-high	Woken	RG402	High Cable-57	1 GHz –18 GHz	Oct. 04, 2021	Oct. 03, 2022	Radiated (DF01-CB)
RF Cable-high	Woken	RG402	High Cable-58	1 GHz –18 GHz	Oct. 04, 2021	Oct. 03, 2022	Radiated (DF01-CB)
RF Cable-high	Woken	RG402	High Cable-59	1 GHz –18 GHz	Oct. 04, 2021	Oct. 03, 2022	Radiated (DF01-CB)

Note: Calibration Interval of instruments listed above is one year.



## 5 Measurement Uncertainty

Test Items	Uncertainty	Remark
Radiated Emission	3.1 dB	Confidence levels of 95%



## **1. Dynamic In-Service Monitoring (Zero-Wait CAC)**

### **1.1. Measuring Instruments**

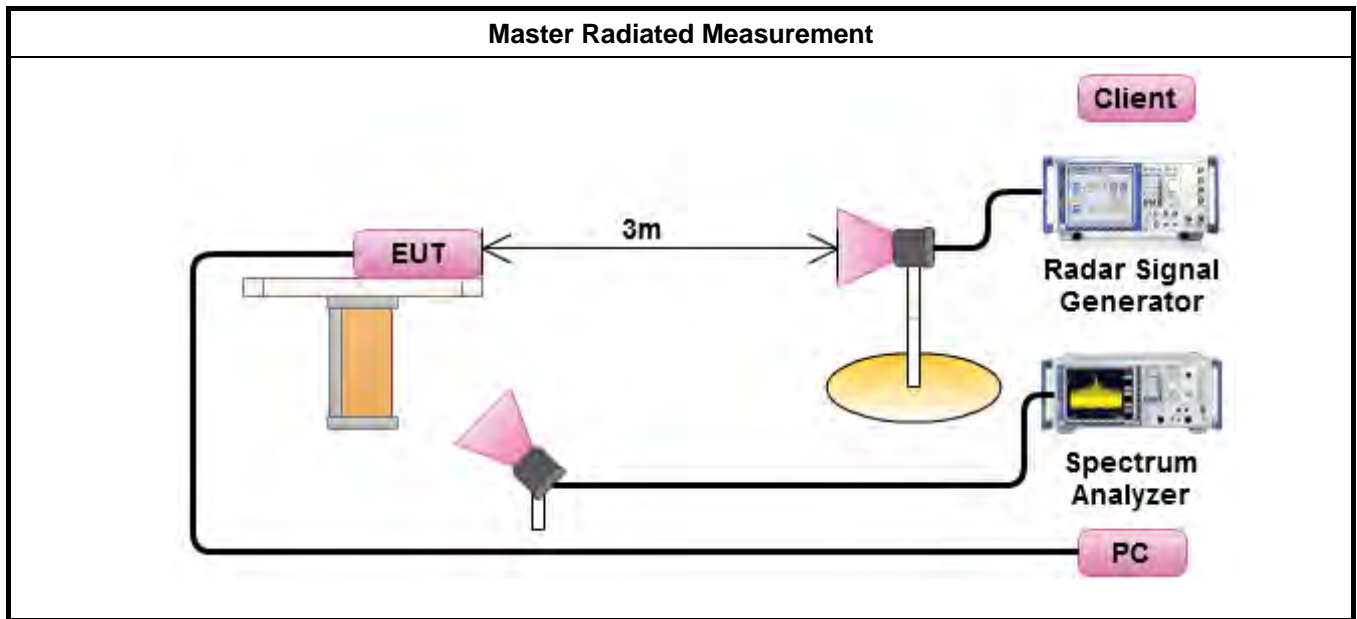
Refer a test equipment and calibration data table in this test report.

### **1.2. Test Procedure**

Pre-clearing a DFS channel for zero time switching from a non-DFS channel

Before the operation channel moves from non-DFS channels to DFS channels for zero time switching, one minute CAC should be performed on the targeted switching channel to make sure no radar presence. When CAC completed with no radar presence, channel move to targeted channel immediately. If radar detected at any time during CAC, EUT stays on the original non-DFS channel.

1.3. Test Setup



Test Channel Frequencies Configuration	
IEEE Std.	Test Channel Freq. (MHz)
802.11ax (HEW80)	5530 MHz

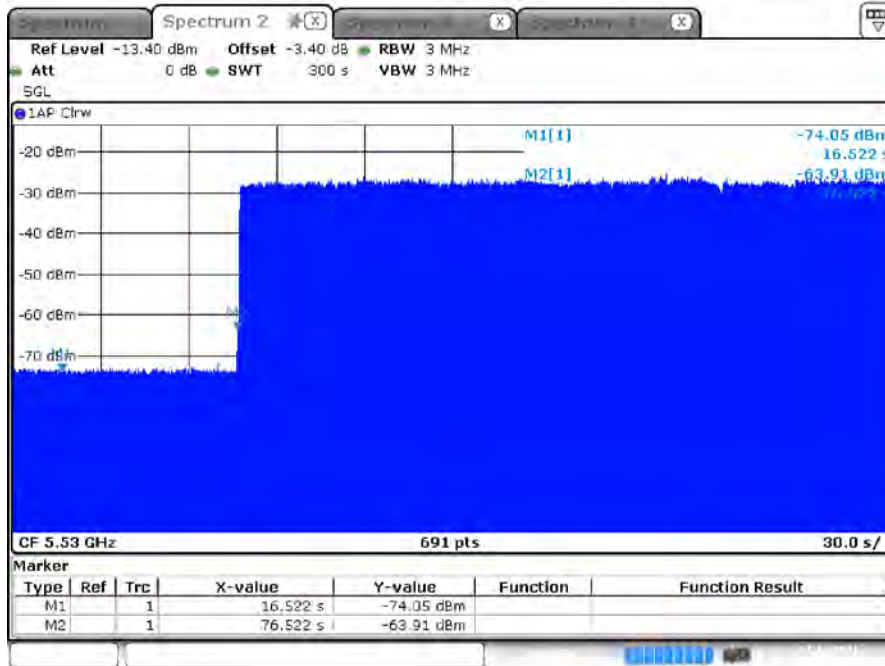
1.4. Test Result of Dynamic In-Service Monitoring

Dynamic In-Service Monitoring Test Result						
Detection Threshold Level (dBm)			-63			
Modulation Mode	Operation Freq.(MHz)	Targeted Channel Freq.(MHz)	Radar Test Signal (#)	Nr of Times Triggered (# out of 20)	Detection Probability (%)	Detection Probability Limit (%)
802.11ax (HEW80)	5745	5530	0	18	90.00	60



Initial CAC – Zero Wait		
Modulation Mode	Zero-Wait Freq.	Radar Type
802.11ax (HEW80)	5530 MHz	0

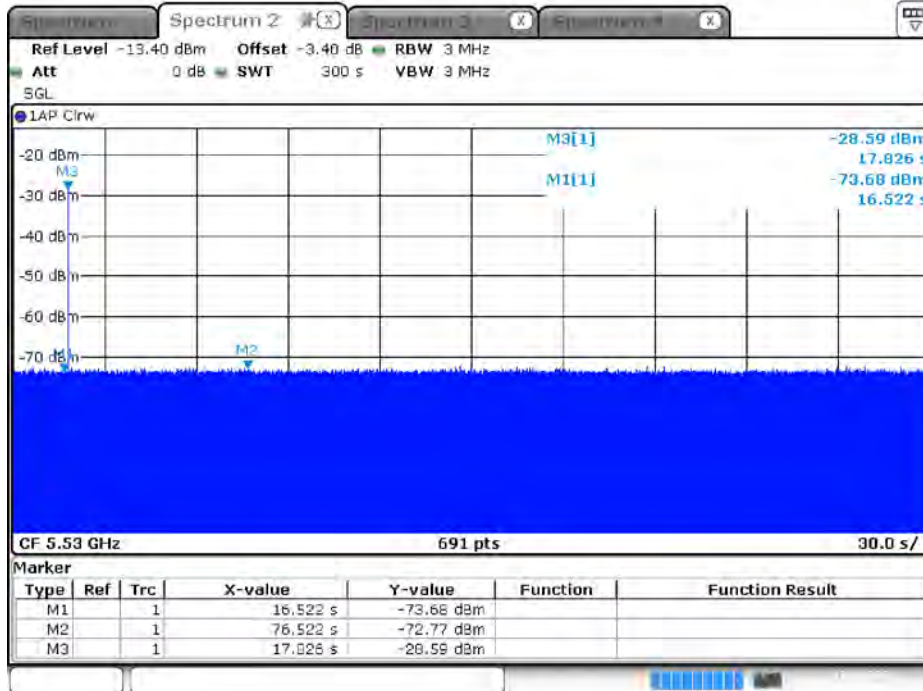
The EUT does not transmit any beacon or data transmissions until at least 1 minute after the completion of the power-on cycle (16.522 sec). The initial CAC time of the EUT is indicated by marker 1 (16.522 sec). Initial beacons/data transmissions are indicated by marker 2 (76.522 sec).



Date: 17 NOV 2021 00:46:48

Begin CAC – Zero Wait		
Modulation Mode	Zero-Wait Freq.	Radar Type
802.11ax (HEW80)	5530 MHz	0

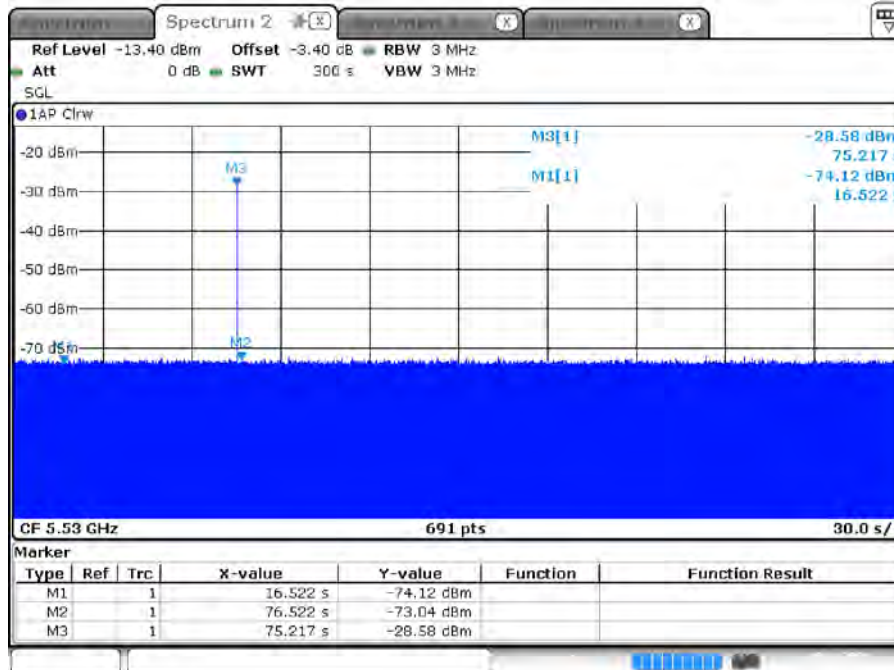
Visual indication on the EUT of successful detection of the radar Burst will be recorded and reported. Observation of emissions will continue for 282.174 seconds after the radar Burst has been generated. Verify that during the 300 seconds measurement window no EUT transmissions occurred.



Date: 18.NOV.2021 01:39:22

End CAC – Zero Wait		
Modulation Mode	Zero-Wait Freq.	Radar Type
802.11ax (HEW80)	5530 MHz	0

Visual indication on the EUT of successful detection of the radar Burst will be recorded and reported. Observation of emissions will continue for 224.783 seconds after the radar Burst has been generated. Verify that during the 300 seconds measurement window no EUT transmissions occurred.



Date 18.NOV.2021 01:57:27