

PHOTOGRAPHS OF THE TEST CONFIGURATION

AC Power Conducted Emissions

For WLAN 5GHz

Mode A*Mode B*Mode C





For WLAN 6GHz




Unwanted Emissions below 1 GHz


For WLAN 5GHz


Mode A*Mode B*Mode C





For WLAN 6GHz








Unwanted Emissions above 1 GHz


For WLAN 5GHz


Mode A*Mode *Mode B*Mode C






For WLAN 6GHz





RF Exposure



Multi-Antenna Systems Directional Gain measurement

