



FCC DFS Test Report

Equipment : Wireless Joey Access Point 2
Brand Name : EHOSTAR
Model No. : Wireless Joey Access Point 2
FCC ID : RAXWA8001BAC2
Standard : 47 CFR FCC Part 15.407
Frequency Range : 5250 MHz – 5350 MHz
5470 MHz – 5725 MHz
Applicant : Arcadyan Technology Corporation
No.8, Sec.2, Guangfu Rd.,Hsinchu, 30071 Taiwan
Manufacturer : Arcadyan Technology Corporation
No.8, Sec.2, Guangfu Rd.,Hsinchu, 30071 Taiwan
Operate Mode : Master and Client without radar detection

The product sample received on Dec. 18, 2015 and completely tested on Jan. 15, 2016. We, SPORTON, would like to declare that the tested sample has been evaluated in accordance with the procedures given in FCC KDB 905462 D02 UNII DFS Compliance Procedures New Rules v01r02 and shown compliance with the applicable technical standards.

The test results in this report apply exclusively to the tested model / sample. Without written approval of SPORTON INTERNATIONAL INC., the test report shall not be reproduced except in full.


Sam Chen
SPORTON INTERNATIONAL INC.





Table of Contents

1	GENERAL DESCRIPTION	5
1.1	Information.....	5
1.2	Accessories	13
1.3	Support Equipment.....	13
1.4	Testing Applied Standards	13
1.5	Testing Location Information	13
2	TEST CONFIGURATION OF EUT	14
2.1	Test Channel Frequencies Configuration.....	14
2.2	The Worst Case Measurement Configuration.....	14
3	DYNAMIC FREQUENCY SELECTION (DFS) TEST RESULT	15
3.1	General DFS Information	15
3.2	Radar Test Waveform Calibration	18
3.3	UNII Detection Bandwidth	39
3.4	Channel Availability Check (CAC).....	43
3.5	In-service Monitoring	47
3.6	Statistical Performance Check	54
4	TEST EQUIPMENT AND CALIBRATION DATA	127
5	MEASUREMENT UNCERTAINTY	128
APPENDIX A. PHOTOGRAPHS OF EUT		A1 ~ A17
APPENDIX B. TEST PHOTOS		B1 ~ B3



Summary of Test Result

For Master Mode:

Conformance Test Specifications				
Report Clause	Ref. Std. Clause	Description	Limit	Result
3.3	FCC KDB 905462 7.8.1	DFS: UNII Detection Bandwidth Measurement	100% of the 99% BW	Complied
3.4	FCC KDB 905462 7.8.2.1	DFS: Initial Channel Availability Check Time	CAC ≥ 60 sec	Complied
3.4	FCC KDB 905462 7.8.2.2	DFS: Radar Burst at the Beginning of the Channel Availability Check Time	Detection Threshold: -63 dBm	Complied
3.4	FCC KDB 905462 7.8.2.3	DFS: Radar Burst at the End of the Channel Availability Check Time	Detection Threshold: -63 dBm	Complied
3.5	FCC KDB 905462 7.8.3	DFS: In-Service Monitoring for Channel Move Time (CMT)	CMT ≤ 10sec	Complied
3.5	FCC KDB 905462 7.8.3	DFS: In-Service Monitoring for Channel Closing Transmission Time (CCTT)	CCTT ≤ 60 ms starting at CMT 200ms	Complied
3.5	FCC KDB 905462 7.8.3	DFS: In-Service Monitoring for Non-Occupancy Period (NOP)	NOP ≥ 30 min	Complied
3.6	FCC KDB 905462 7.8.4	DFS: Statistical Performance Check	Table 5 - 7 (KDB 905462)	Complied
3.1.4	FCC KDB 905462 8.1	User Access Restrictions	DFS controls	Complied

For Client without radar detection Mode:

Conformance Test Specifications				
Report Clause	Ref. Std. Clause	Description	Limit	Result
3.5	FCC KDB 905462 7.8.3	DFS: In-Service Monitoring for Channel Move Time (CMT)	CMT ≤ 10sec	Complied
3.5	FCC KDB 905462 7.8.3	DFS: In-Service Monitoring for Channel Closing Transmission Time (CCTT)	CCTT ≤ 60 ms starting at CMT 200ms	Complied
3.5	FCC KDB 905462 7.8.3	DFS: In-Service Monitoring for Non-Occupancy Period (NOP)	NOP ≥ 30 min	Complied



Revision History

Report No.	Version	Description	Issued Date
FZ5D3029-01	Rev. 01	Initial issue of report	Feb. 25, 2016



1 General Description

1.1 Information

1.1.1 RF General Information

Specification Items	Description
Product Type	WLAN (4TX, 4RX)
Radio Type	Intentional Transceiver
Power Type	From power adapter
Modulation	IEEE 802.11a: OFDM (BPSK / QPSK / 16QAM / 64QAM) IEEE 802.11n/ac: see the below table
Data Rate (Mbps)	IEEE 802.11a: OFDM (6/9/12/18/24/36/48/54) IEEE 802.11n/ac: see the below table
Channel Bandwidth	20/40/80 MHz operating channel bandwidth
Operating Mode	<input checked="" type="checkbox"/> Master
	<input type="checkbox"/> Client with radar detection
	<input checked="" type="checkbox"/> Client without radar detection
Communication Mode	<input checked="" type="checkbox"/> IP Based (Load Based) <input type="checkbox"/> Frame Based
TPC Function	<input checked="" type="checkbox"/> With TPC <input type="checkbox"/> Without TPC
Weather Band (5600~5650MHz)	<input checked="" type="checkbox"/> With 5600~5650MHz <input type="checkbox"/> Without 5600~5650MHz



Max. Con. Power (DFS band)	For non-beamforming mode Band 2: IEEE 802.11a: 22.06 dBm IEEE 802.11ac MCS0/Nss1 (VHT20): 21.92 dBm IEEE 802.11ac MCS0/Nss1 (VHT40): 23.62 dBm IEEE 802.11ac MCS0/Nss1 (VHT80): 22.37 dBm Band 3: IEEE 802.11a: 21.51 dBm IEEE 802.11ac MCS0/Nss1 (VHT20): 21.34 dBm IEEE 802.11ac MCS0/Nss1 (VHT40): 23.82 dBm IEEE 802.11ac MCS0/Nss1 (VHT80): 23.88 dBm For beamforming mode Band 2: IEEE 802.11ac MCS0/Nss1 (VHT20): 21.82 dBm IEEE 802.11ac MCS0/Nss1 (VHT40): 21.79 dBm IEEE 802.11ac MCS0/Nss1 (VHT80): 21.71 dBm Band 3: IEEE 802.11ac MCS0/Nss1 (VHT20): 21.05 dBm IEEE 802.11ac MCS0/Nss1 (VHT40): 21.12 dBm IEEE 802.11ac MCS0/Nss1 (VHT80): 21.14 dBm
-----------------------------------	--



Min. Con. Power (DFS band)	For non-beamforming mode Band 2: IEEE 802.11a: 16.06 dBm IEEE 802.11ac MCS0/Nss1 (VHT20): 15.92 dBm IEEE 802.11ac MCS0/Nss1 (VHT40): 17.62 dBm IEEE 802.11ac MCS0/Nss1 (VHT80): 16.37 dBm Band 3: IEEE 802.11a: 15.51 dBm IEEE 802.11ac MCS0/Nss1 (VHT20): 15.34 dBm IEEE 802.11ac MCS0/Nss1 (VHT40): 17.82 dBm IEEE 802.11ac MCS0/Nss1 (VHT80): 17.88 dBm For beamforming mode Band 2: IEEE 802.11ac MCS0/Nss1 (VHT20): 15.82 dBm IEEE 802.11ac MCS0/Nss1 (VHT40): 15.79 dBm IEEE 802.11ac MCS0/Nss1 (VHT80): 15.71 dBm Band 3: IEEE 802.11ac MCS0/Nss1 (VHT20): 15.05 dBm IEEE 802.11ac MCS0/Nss1 (VHT40): 15.12 dBm IEEE 802.11ac MCS0/Nss1 (VHT80): 15.14 dBm
-----------------------------------	--



Max. EIRP Power (DFS band)	For non-beamforming mode Band 2: IEEE 802.11a: 26.53 dBm IEEE 802.11ac MCS0/Nss1 (VHT20): 26.39 dBm IEEE 802.11ac MCS0/Nss1 (VHT40): 28.09 dBm IEEE 802.11ac MCS0/Nss1 (VHT80): 26.84 dBm Band 3: IEEE 802.11a: 25.69 dBm IEEE 802.11ac MCS0/Nss1 (VHT20): 25.52 dBm IEEE 802.11ac MCS0/Nss1 (VHT40): 28.00 dBm IEEE 802.11ac MCS0/Nss1 (VHT80): 28.06 dBm For beamforming mode Band 2: IEEE 802.11ac MCS0/Nss1 (VHT20): 29.96 dBm IEEE 802.11ac MCS0/Nss1 (VHT40): 29.93 dBm IEEE 802.11ac MCS0/Nss1 (VHT80): 29.85 dBm Band 3: IEEE 802.11ac MCS0/Nss1 (VHT20): 29.88 dBm IEEE 802.11ac MCS0/Nss1 (VHT40): 29.95 dBm IEEE 802.11ac MCS0/Nss1 (VHT80): 29.97 dBm
-----------------------------------	--



Min. EIRP Power (DFS band)	<p>For non-beamforming mode</p> <p>Band 2:</p> <p>IEEE 802.11a: 20.53 dBm</p> <p>IEEE 802.11ac MCS0/Nss1 (VHT20): 20.39 dBm</p> <p>IEEE 802.11ac MCS0/Nss1 (VHT40): 22.09 dBm</p> <p>IEEE 802.11ac MCS0/Nss1 (VHT80): 20.84 dBm</p> <p>Band 3:</p> <p>IEEE 802.11a: 19.69 dBm</p> <p>IEEE 802.11ac MCS0/Nss1 (VHT20): 19.52 dBm</p> <p>IEEE 802.11ac MCS0/Nss1 (VHT40): 22.00 dBm</p> <p>IEEE 802.11ac MCS0/Nss1 (VHT80): 22.06 dBm</p> <p>For beamforming mode</p> <p>Band 2:</p> <p>IEEE 802.11ac MCS0/Nss1 (VHT20): 23.96 dBm</p> <p>IEEE 802.11ac MCS0/Nss1 (VHT40): 23.93 dBm</p> <p>IEEE 802.11ac MCS0/Nss1 (VHT80): 23.85 dBm</p> <p>Band 3:</p> <p>IEEE 802.11ac MCS0/Nss1 (VHT20): 23.88 dBm</p> <p>IEEE 802.11ac MCS0/Nss1 (VHT40): 23.95 dBm</p> <p>IEEE 802.11ac MCS0/Nss1 (VHT80): 23.97 dBm</p>
Power-on cycle	80MHz: Requires 35.950 seconds to complete its power-on cycle.
Software / Firmware Version	3BNB
<p>Note: EUT employ a TPC mechanism and TPC have the capability to operate at least 6 dB below highest RF output power.</p>	



Antenna & Band width

Antenna	Four (TX)		
	20 MHz	40 MHz	80 MHz
Band width Mode			
IEEE 802.11a	V	X	X
IEEE 802.11n	V	V	X
IEEE 802.11ac	V	V	V

IEEE 11n/ac Spec.

Protocol	Number of Transmit Chains (NTX)	Data Rate / MCS
802.11n (HT20)	4	MCS0-31
802.11n (HT40)	4	MCS0-31
802.11ac (VHT20)	4	MCS 0-9/Nss1-4
802.11ac (VHT40)	4	MCS 0-9/Nss1-4
802.11ac (VHT80)	4	MCS 0-9/Nss1-4

Note 1: IEEE Std. 802.11n modulation consists of HT20 and HT40 (HT: High Throughput). Then EUT support HT20 and HT40.

Note 2: IEEE Std. 802.11ac modulation consists of VHT20, VHT40, VHT80 and VHT160 (VHT: Very High Throughput). Then EUT support VHT20, VHT40 and VHT80.

Note 3: Modulation modes consist of below configuration:

11a: IEEE 802.11a, HT20/HT40: IEEE 802.11n, VHT20/VHT40/VHT80: IEEE 802.11ac

1.1.2 Antenna Information

Ant.	Brand	P/N	Antenna Type	Connector
1	Airgain	N5X20SD-T-PK1-B75U	PCB Antenna	U.FL
2	Airgain	N5X20SD-PK1-G75U	PCB Antenna	U.FL
3	Airgain	N5X20SD-PK1-A35U	PCB Antenna	U.FL
4	Airgain	N5X20SD-PK1-W50U	PCB Antenna	U.FL

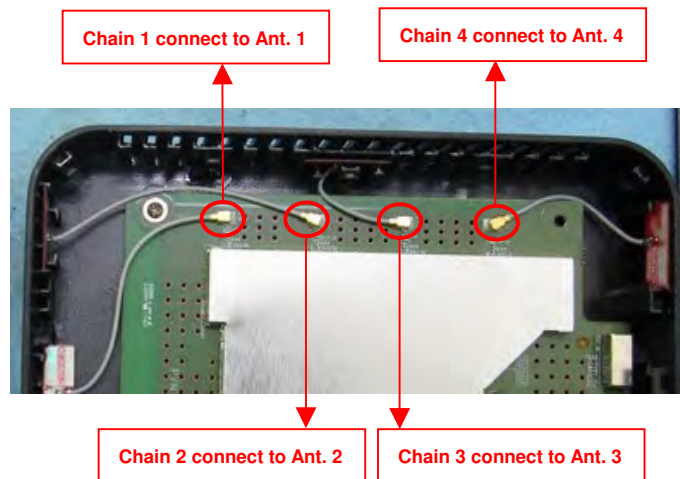
Ant.	Gain (dBi)				Correlated Composite Gain/ Directional Gain (dBi) (4TX,1S)			
	5G B1	5G B2	5G B3	5G B4	5G B1	5G B2	5G B3	5G B4
1	3.51	3.12	4.14	4.21	8.78	8.14	8.83	8.61
2	3.04	2.78	2.64	2.69				
3	4.89	4.47	4.18	4.65				
4	3.31	2.97	3.91	3.87				

Note: The EUT has four Antennas.

For IEEE 802.11a/n/ac mode (4TX/4RX)

Chain 1, Chain 2, Chain 3 and Chain 4 can be used as transmitting/receiving antenna.

Chain 1, Chain 2, Chain 3 and Chain 4 could transmit/receive simultaneously.





1.1.3 DFS Band Carrier Frequencies

There are three bandwidth systems.

For 20MHz bandwidth systems, use Channel 52, 56, 60, 64, 100, 104, 108, 112, 116, 120, 124, 128, 132, 136, 140, 144.

For 40MHz bandwidth systems, use Channel 54, 62, 102, 110, 118, 126, 134, 142.

For 80MHz bandwidth systems, use Channel 58, 106, 122, 138.

Frequency Band	Channel No.	Frequency	Channel No.	Frequency
5250~5350 MHz Band 2	52	5260 MHz	60	5300 MHz
	54	5270 MHz	62	5310 MHz
	56	5280 MHz	64	5320 MHz
	58	5290 MHz	-	-
5470~5725 MHz Band 3	100	5500 MHz	124	5620 MHz
	102	5510 MHz	126	5630 MHz
	104	5520 MHz	128	5640 MHz
	106	5530 MHz	132	5660 MHz
	108	5540 MHz	134	5670 MHz
	110	5550 MHz	136	5680 MHz
	112	5560 MHz	138	5690 MHz
	116	5580 MHz	140	5700 MHz
	118	5590 MHz	142	5710 MHz
	120	5600 MHz	144	5720 MHz
	122	5610 MHz	-	-



1.2 Accessories

Accessories				
No.	Equipment Name	Brand Holder	Model Name	Rating
1	Adapter	DELTA ELECTRONICS, INC.	ADP-18DW BB	Input: 100-120Vac, 0.5A, 60Hz Output: 12Vdc, 1.46A
Other				
Pedestal*1				

1.3 Support Equipment

For Master Mode:

Support Equipment				
No.	Equipment	Brand Name	Model Name	FCC ID
1	Notebook	DELL	E4300	DoC
2	Notebook	DELL	E4300	DoC
3	WLAN Dongle	LINKSYS	AE6000	Q87-AE6000

For Client without radar detection Mode:

Support Equipment				
No.	Equipment	Brand Name	Model Name	FCC ID
1	Notebook	DELL	E4300	DoC
2	Notebook	DELL	E4300	DoC
3	WLAN AP	D-LINK	DIR860L	KA2IR860LA1

1.4 Testing Applied Standards

According to the specifications of the manufacturer, the EUT must comply with the requirements of the following standards:

- FCC KDB 905462 D02 UNII DFS Compliance Procedures New Rules v01r02

1.5 Testing Location Information

Testing Location				
<input type="checkbox"/>	HWA YA	ADD : No. 52, Hwa Ya 1st Rd., Kwei-Shan Hsiang, Tao Yuan Hsien, Taiwan, R.O.C. TEL : 886-3-327-3456 FAX : 886-3-327-0973		
<input checked="" type="checkbox"/>	JHUBEI	ADD : No.8, Lane 724, Bo-ai St., Jhubei City, HsinChu County 302, Taiwan, R.O.C. TEL : 886-3-656-9065 FAX : 886-3-656-9085		
Test Condition	Test Site No.	Test Engineer	Test Environment	Test Date
DFS Site	DF01-CB	Eric Fu	26.2°C / 42%	11-Jan-16 ~ 15-Jan-16



2 Test Configuration of EUT

2.1 Test Channel Frequencies Configuration

Test Channel Frequencies Configuration	
IEEE Std.	Test Channel Freq. (MHz)
802.11ac (VHT20)	5500 MHz
802.11ac (VHT40)	5510 MHz
802.11ac (VHT80)	5530 MHz

2.2 The Worst Case Measurement Configuration

The Worst Case Mode for Following Conformance Tests	
Tests Item	Dynamic Frequency Selection (DFS)
Test Condition	Radiated measurement The EUT shall be configured to operate at the highest transmitter output power setting. If more than one antenna assembly is intended for this power setting, the gain of the antenna assembly with the lowest gain shall be used. The DFS radar test signals have been aligned to the direction corresponding to the EUT's maximum antenna gain.
Modulation Mode	802.11ac (VHT20), 802.11ac (VHT40), 802.11ac (VHT80)



3 Dynamic Frequency Selection (DFS) Test Result

3.1 General DFS Information

3.1.1 DFS Parameters

Table D.1: DFS requirement values	
Parameter	Value
Non-occupancy period	Minimum 30 minutes
Channel Availability Check Time	60 seconds
Channel Move Time	10 seconds (Note 1).
Channel Closing Transmission Time	200 milliseconds + an aggregate of 60 milliseconds over remaining 10 second periods. (Notes 1 and 2).
U-NII Detection Bandwidth	Minimum 100% of the 99% power bandwidth (Note 3).

Note 1: Channel Move Time and the Channel Closing Transmission Time should be performed with Radar Type 0. The measurement timing begins at the end of the Radar Type 0 burst.

Note 2: The Channel Closing Transmission Time is comprised of 200 milliseconds starting at the beginning of the Channel Move Time plus any additional intermittent control signals required to facilitate Channel changes (an aggregate of 60 milliseconds) during the remainder of the 10 second period. The aggregate duration of control signals will not count quiet periods in between transmissions.

Note 3: During the U-NII Detection Bandwidth detection test, radar type 0 is used and for each frequency step the minimum percentage of detection is 90%. Measurements are performed with no data traffic.

Table D.2: Interference threshold values	
Maximum Transmit Power	Value (see note)
EIRP ≥ 200 mW	-64 dBm
EIRP < 200 mW and PSD < 10dBm/MHz	-62 dBm
EIRP < 200 mW and PSD ≥ 10dBm/MHz	-64 dBm

Note 1: This is the level at the input of the receiver assuming a 0 dBi receive antenna.

Note 2: Throughout these test procedures an additional 1 dB has been added to the amplitude of the test transmission waveforms to account for variations in measurement equipment. This will ensure that the test signal is at or above the detection threshold level to trigger a DFS response.

Note3: EIRP is based on the highest antenna gain. For MIMO devices refer to KDB Publication 662911D01.



3.1.2 Applicability of DFS Requirements Prior to Use of a Channel

Requirement	DFS Operational mode		
	Master	Client without radar detection	Client with radar detection
<i>Non-Occupancy Period</i>	Yes	Not required	Yes
<i>DFS Detection Threshold</i>	Yes	Not required	Yes
<i>Channel Availability Check Time</i>	Yes	Not required	Not required
<i>U-NII Detection Bandwidth</i>	Yes	Not required	Yes

3.1.3 Applicability of DFS Requirements during Normal Operation

Requirement	DFS Operational mode		
	Master	Client without radar detection	Client with radar detection
<i>DFS Detection Threshold</i>	Yes	Not required	Yes
<i>Channel Closing Transmission Time</i>	Yes	Yes	Yes
<i>Channel Move Time</i>	Yes	Yes	Yes
<i>U-NII Detection Bandwidth</i>	Yes	Not required	Yes

Additional requirements for devices with multiple bandwidth modes	Master Device or Client with Radar Detection	Client Without Radar Detection
U-NII Detection Bandwidth and Statistical Performance Check	All BW modes must be tested	Not required
Channel Move Time and Channel Closing Transmission Time	Test using widest BW mode available	Test using the widest BW mode available for the link
All other tests	Any single BW mode	Not required

Note: Frequencies selected for statistical performance check (Section 7.8.4) should include several frequencies within the radar detection bandwidth and frequencies near the edge of the radar detection bandwidth. For 802.11 devices it is suggested to select frequencies in each of the bonded 20 MHz channels and the channel center frequency.



3.1.4 User Access Restrictions

User Access Restrictions	
<input checked="" type="checkbox"/>	DFS controls (hardware or software) related to radar detection are NOT accessible to the user. Manufacturer statement confirming that information regarding the parameters of the detected Radar Waveforms is not available to the end user.

3.1.5 Channel Loading/Data Streaming

<input checked="" type="checkbox"/>	IP Based (Load Based) - stream the test file from the Master to the Client.
<input type="checkbox"/>	The data file (MPEG-4) has been transmitting in a streaming mode.
<input type="checkbox"/>	Software to ping the client is permitted to simulate data transfer with random ping intervals.
<input checked="" type="checkbox"/>	Minimum channel loading of approximately 17%.
<input type="checkbox"/>	Unicast protocol has been used.
<input type="checkbox"/>	Frame Based - stream the test file from the Master to the Client.
<input type="checkbox"/>	fixed talk/listen ratio, set the ratio to 45%/55%



3.2 Radar Test Waveform Calibration

3.2.1 Short Pulse Radar Test Waveforms

Radar Type	Pulse Width (µsec)	PRI (µsec)	Number of Pulses	Minimum Percentage of Successful Detection	Minimum Trials
0	1	1428	18	See Note 1	See Note 1
1A	1	15 unique PRI in KDB 905462 D02 Table 5a	$\text{Roundup}\left\{\left(\frac{1}{360}\right) \times \left(\frac{19 \times 10^6}{PRI}\right)\right\}$	60%	15
1B	1	15 unique PRI within 518-3066, Excluding 1A PRI		60%	15
2	1-5	150-230	23-29	60%	30
3	6-10	200-500	16-18	60%	30
4	11-20	200-500	12-16	60%	30
Aggregate (Radar Types 1-4)				80%	120
Note 1: Short Pulse Radar Type 0 should be used for the detection bandwidth test, channel move time, and channel closing time tests.					

A minimum of 30 unique waveforms are required for each of the short pulse radar types 1 through 4. If more than 30 waveforms are used for short pulse radar types 1 through 4, then each additional waveform must also be unique and not repeated from the previous waveforms. The aggregate is the average of the percentage of successful detections of short pulse radar types 1-4.

3.2.2 Long Pulse Radar Test Waveform

Radar Type	Pulse Width (µsec)	Chirp Width (MHz)	PRI (µsec)	Number of Pulses per Burst	Number of Bursts	Minimum Percentage of Successful Detection	Minimum Trials
5	50-100	5-20	1000-2000	1-3	8-20	80%	30

Each waveform is defined as follows:

- ♦ The transmission period for the Long Pulse Radar test signal is 12 seconds.
- ♦ There are a total of 8 to 20 Bursts in the 12 second period, with the number of Bursts being randomly chosen. This number is Burst_Count.
- ♦ Each Burst consists of 1 to 3 pulses, with the number of pulses being randomly chosen. Each Burst within the 12 second sequence may have a different number of pulses.
- ♦ The pulse width is between 50 and 100 microseconds, with the pulse width being randomly chosen. Each pulse within a Burst will have the same pulse width. Pulses in different Bursts may have different pulse widths.
- ♦ Each pulse has a linear FM chirp between 5 and 20 MHz, with the chirp width being randomly chosen. Each pulse within a Burst will have the same chirp width. Pulses in different Bursts may have different chirp widths. The chirp is centered on the pulse. For example, with a radar frequency of 5300 MHz and a 20 MHz chirped signal, the chirp starts at 5290 MHz and ends at 5310 MHz.
- ♦ If more than one pulse is present in a Burst, the time between the pulses will be between 1000 and 2000 microseconds, with the time being randomly chosen. If three pulses are present in a Burst, the time



between the first and second pulses is chosen independently of the time between the second and third pulses.

- The 12 second transmission period is divided into even intervals. The number of intervals is equal to Burst_Count. Each interval is of length $(12,000,000 / \text{Burst_Count})$ microseconds. Each interval contains one Burst. The start time for the Burst, relative to the beginning of the interval, is between 1 and $[(12,000,000 / \text{Burst_Count}) - (\text{Total Burst Length}) + (\text{One Random PRI Interval})]$ microseconds, with the start time being randomly chosen. The step interval for the start time is 1 microsecond. The start time for each Burst is chosen independently.

3.2.3 Frequency Hopping Radar Test Waveform

Radar Type	Pulse Width (μsec)	PRI (μsec)	Pulses per Hop	Hopping Rate (kHz)	Hopping Sequence Length (ms)	Minimum Percentage of Successful Detection	Minimum Trials
6	1	333	9	0.333	300	70%	30

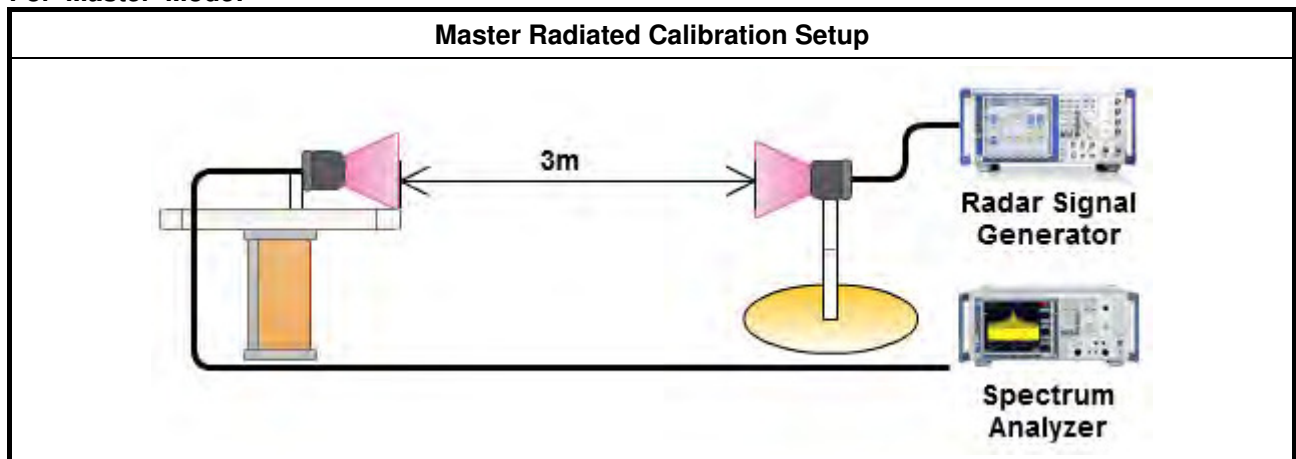
The FCC Type 6 waveform uses a static waveform with 100 bursts in the instruments ARB. In addition, the RF list mode is operated with a list containing 100 frequencies from a randomly generated list and it had be ensured that at least one of the random frequencies falls into the UNII Detection Bandwidth of the DUT. Each burst from the waveform file initiates a trigger pulse at the beginning that switches the RF list from one item to the next one.

3.2.4 DFS Threshold Level

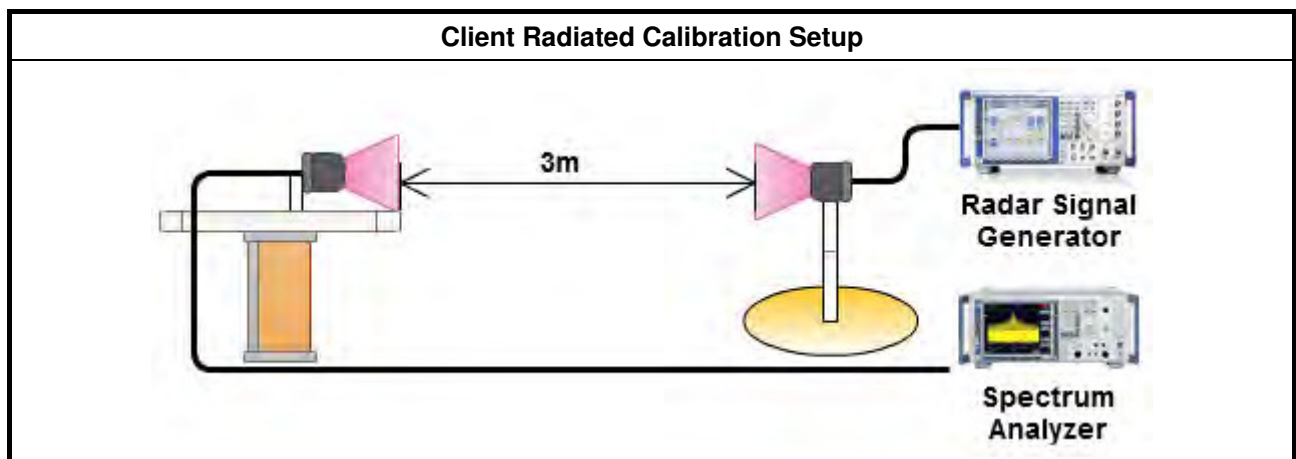
DFS Threshold Level		
DFS Threshold level: -63 dBm	<input type="checkbox"/>	at the antenna connector
	<input checked="" type="checkbox"/>	in front of the antenna
The Interference Radar Detection Threshold Level is $-64 \text{ dBm} + 0 [\text{dBi}] + 1 \text{ dB} = -63 \text{ dBm}$. That had been taken into account the output power range and antenna gain.		

3.2.5 Calibration Setup

For Master Mode:



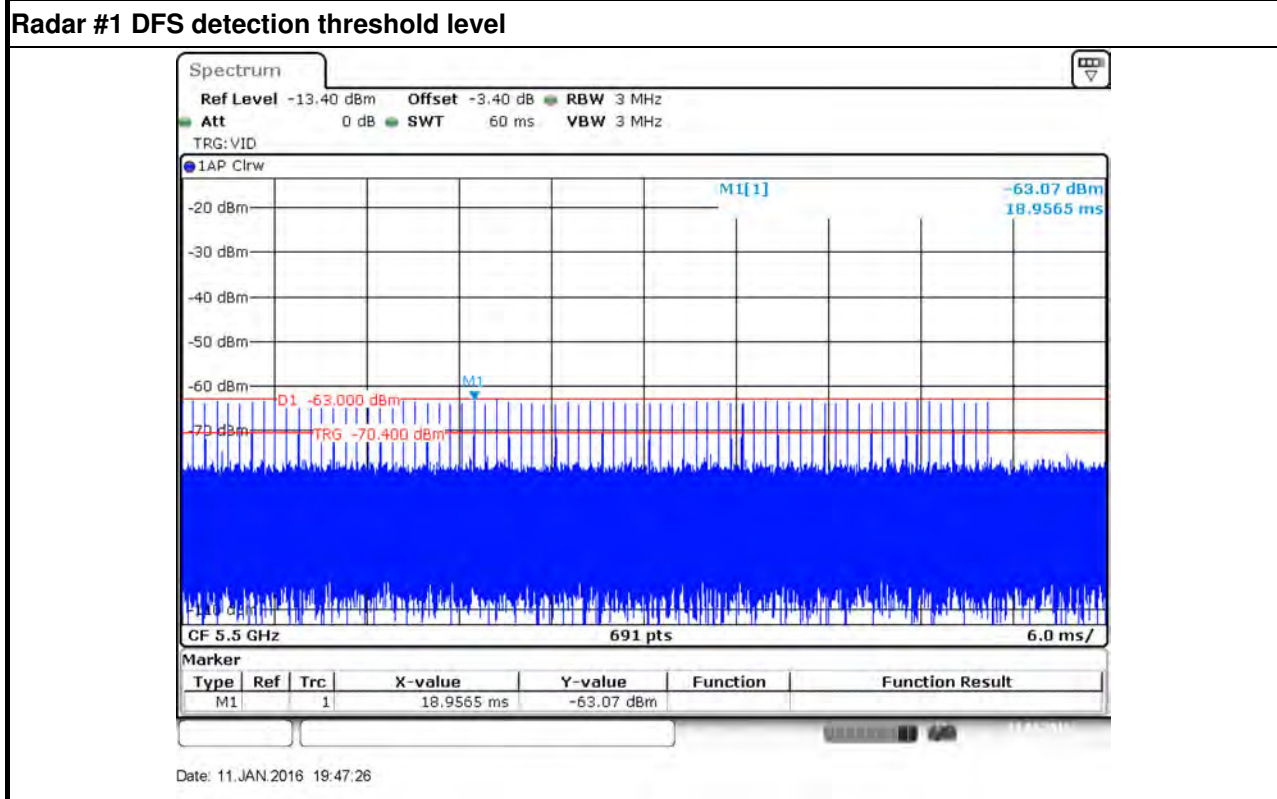
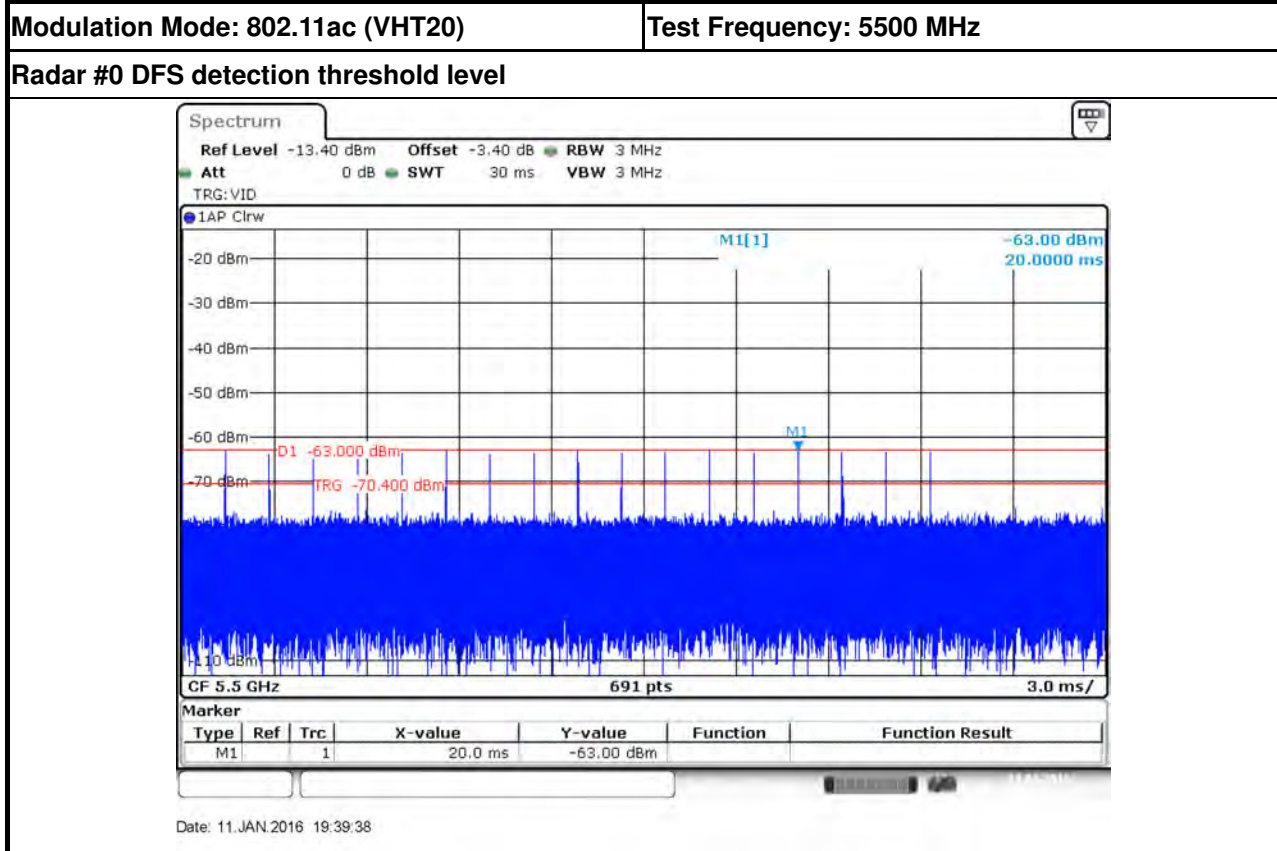
For Client without radar detection Mode:





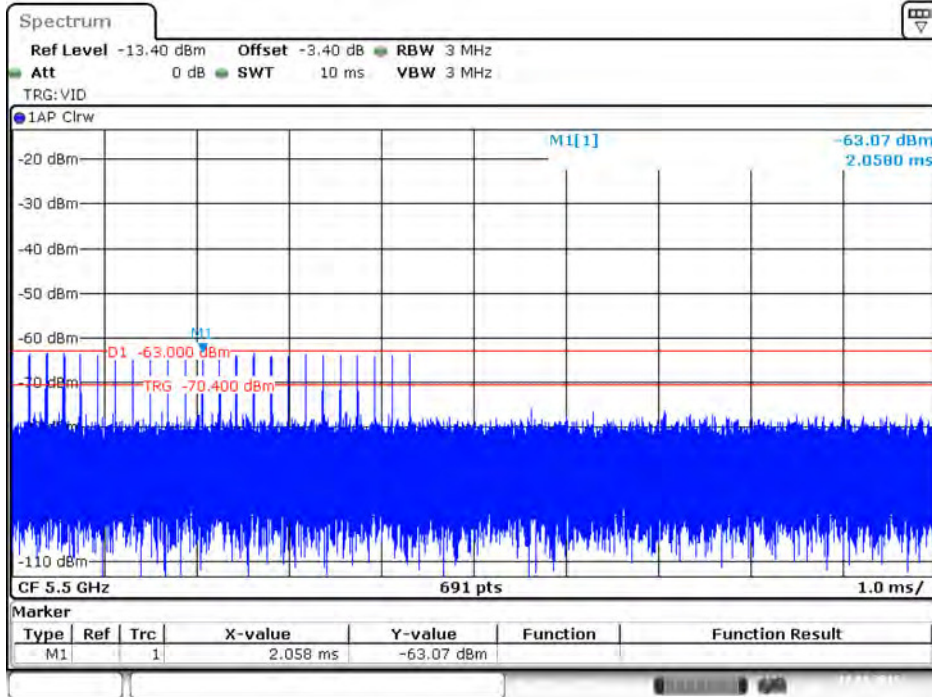
3.2.6 Radar Waveform calibration Plot

For Master Mode:



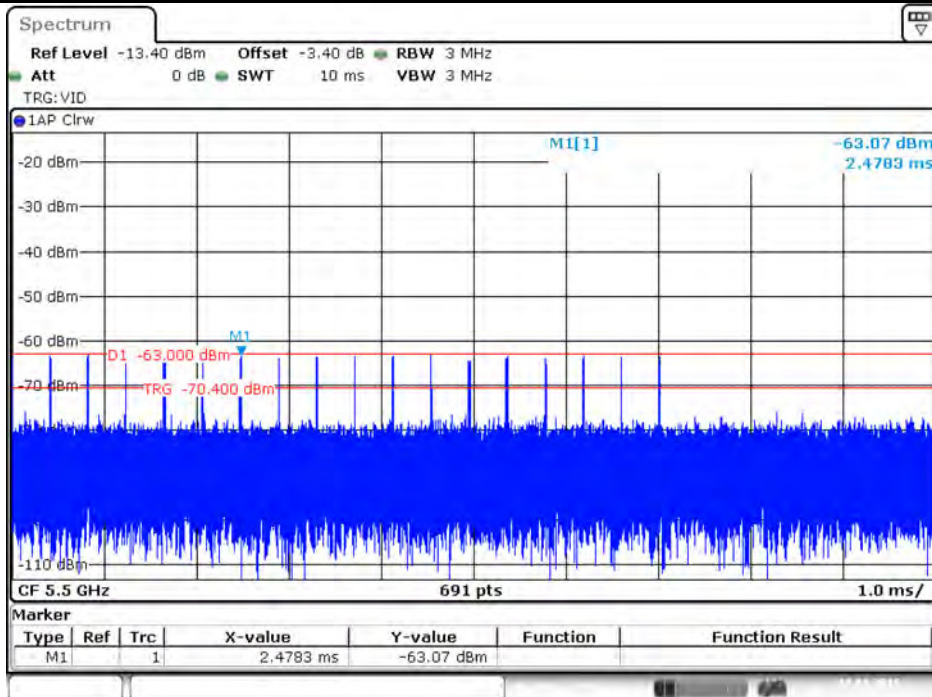


Radars #2 DFS detection threshold level



Date: 11.JAN.2016 19:49:51

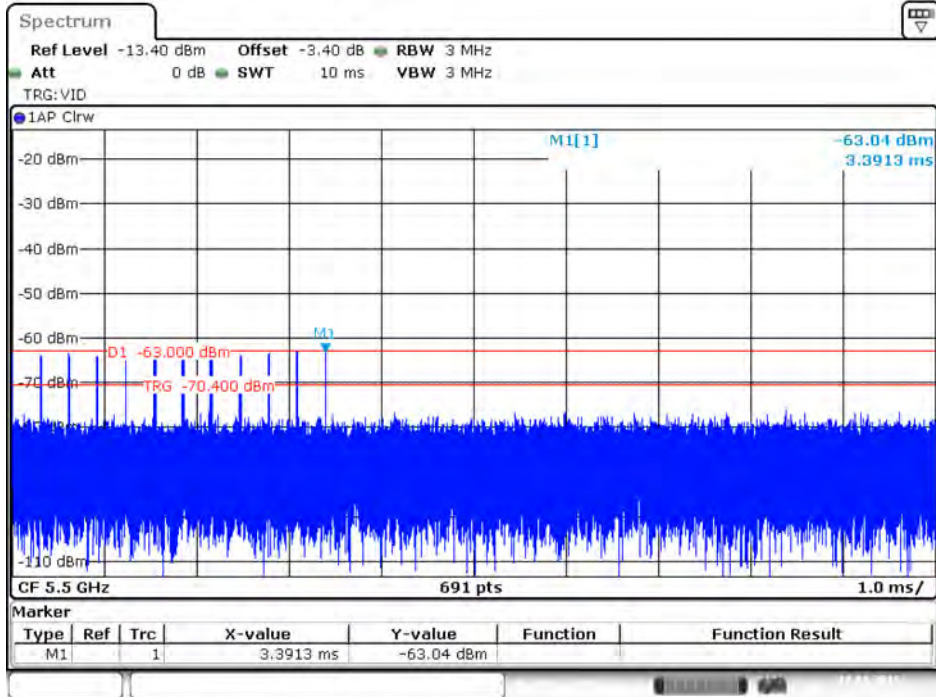
Radars #3 DFS detection threshold level



Date: 11.JAN.2016 19:55:38

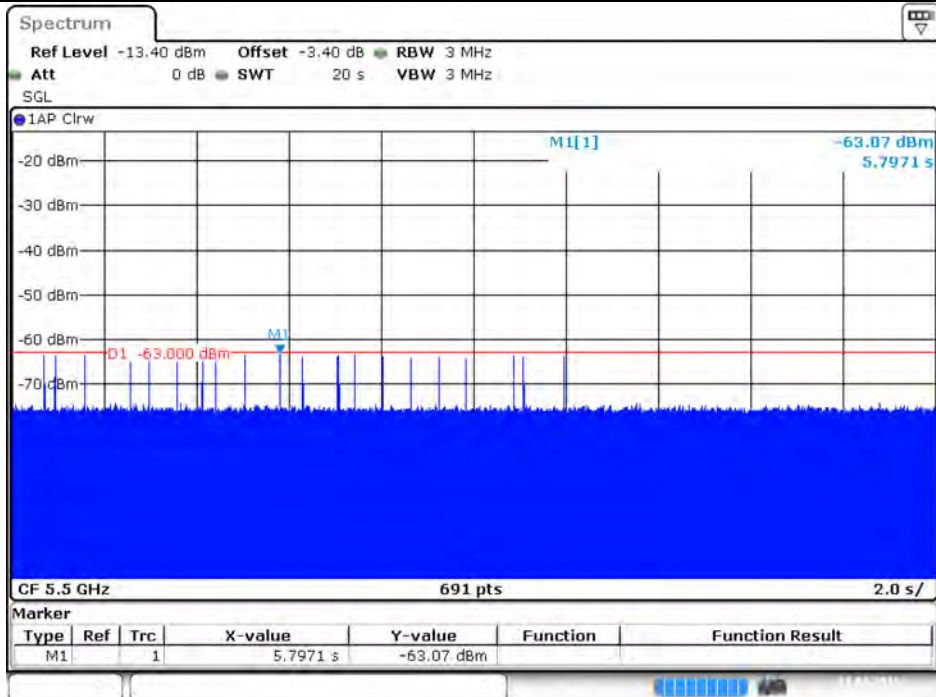


Radar #4 DFS detection threshold level



Date: 11.JAN.2016 19:56:25

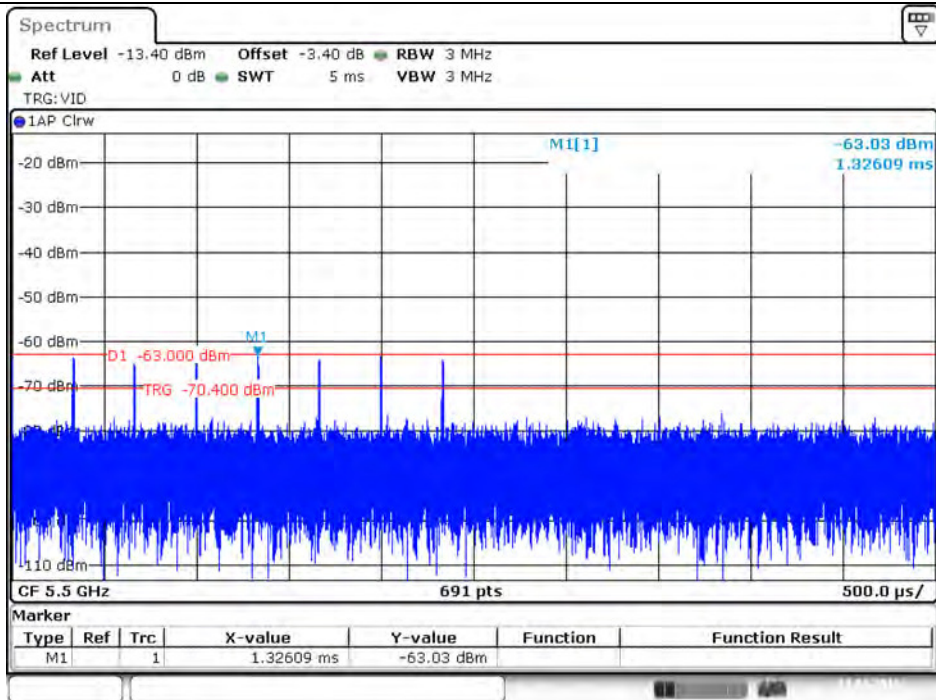
Radar #5 DFS detection threshold level



Date: 11.JAN.2016 20:09:58



Radar #6 DFS detection threshold level



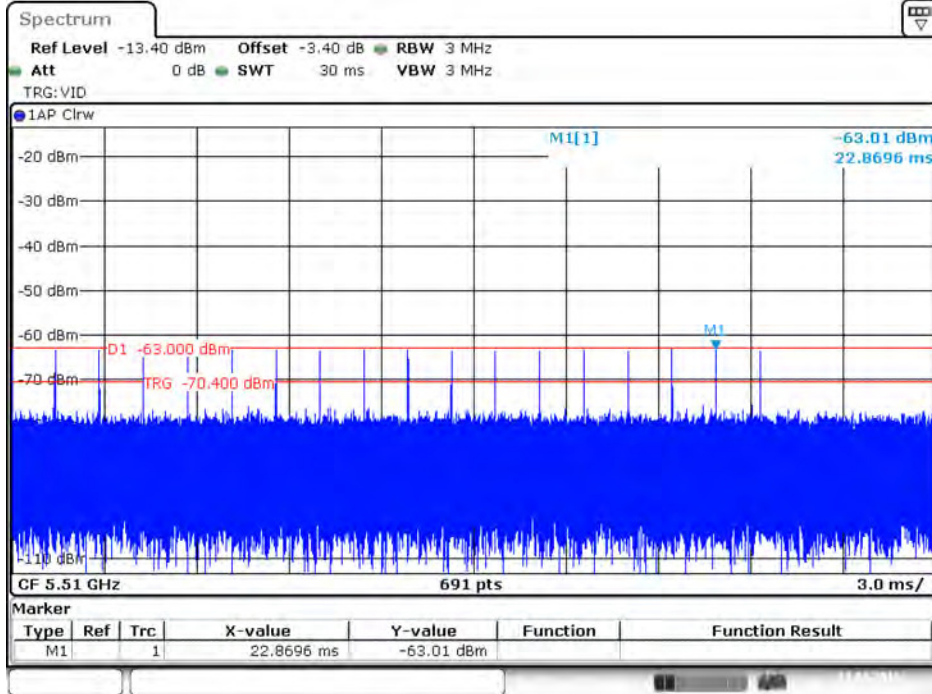
Date: 11.JAN.2016 20:05:28



Modulation Mode: 802.11ac (VHT40)

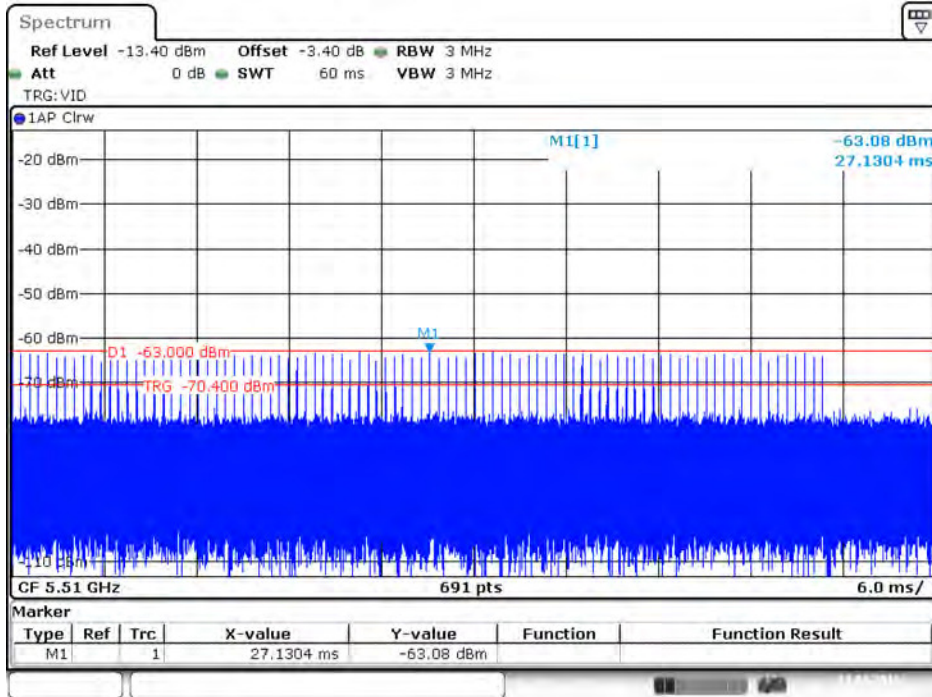
Test Frequency: 5510 MHz

Radar #0 DFS detection threshold level



Date: 11.JAN.2016 19:42:21

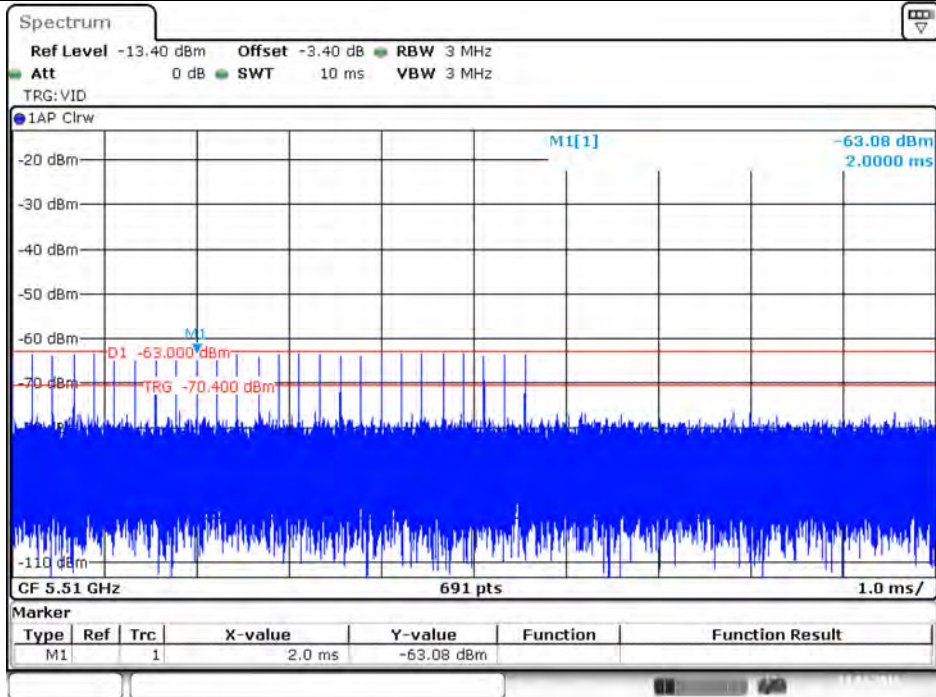
Radar #1 DFS detection threshold level



Date: 11.JAN.2016 19:48:02

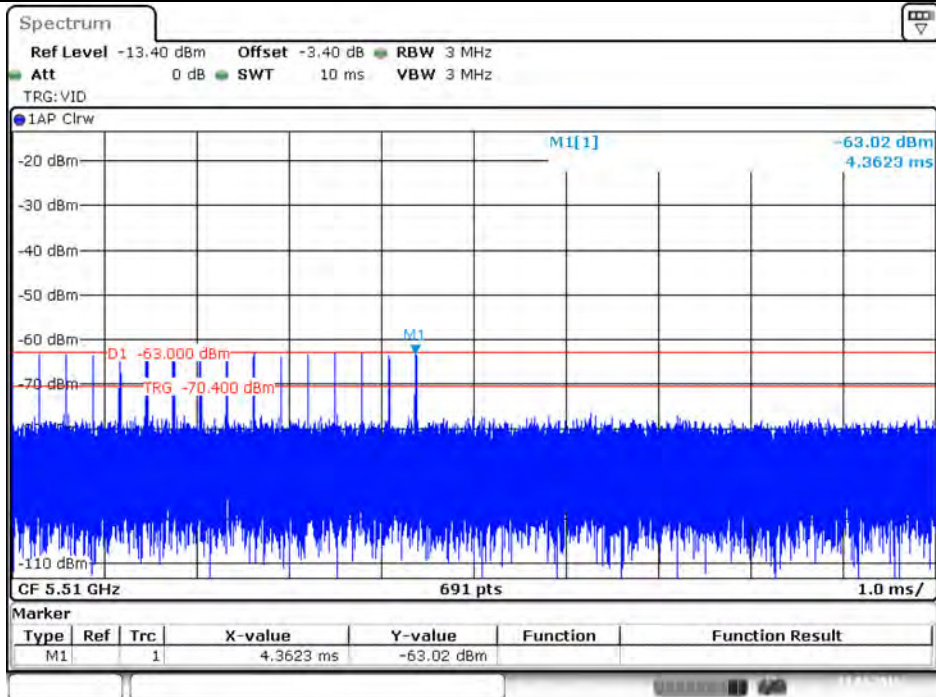


Radar #2 DFS detection threshold level



Date: 11.JAN.2016 19:50:45

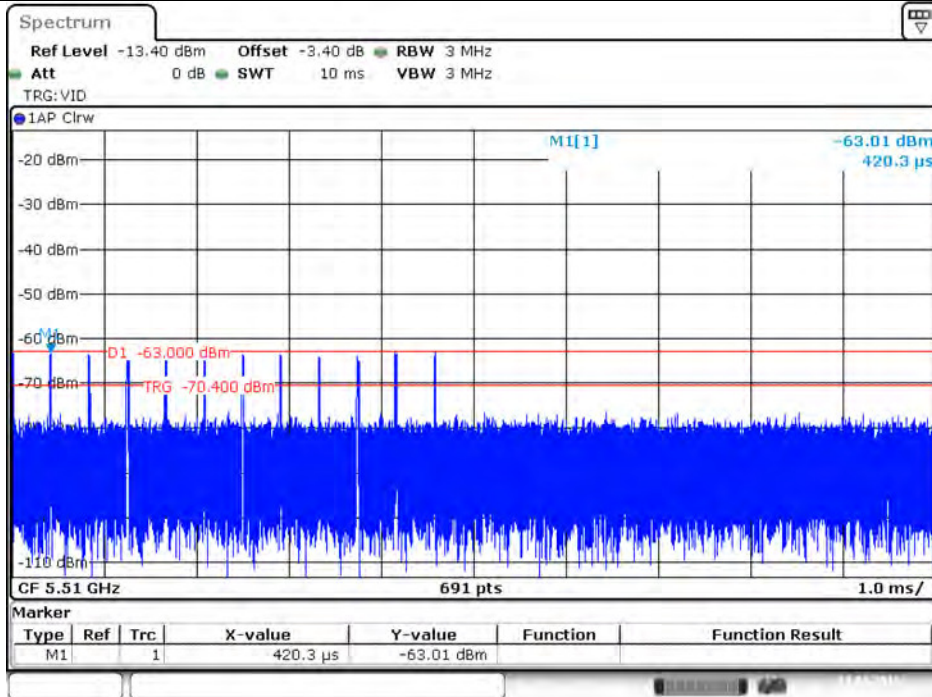
Radar #3 DFS detection threshold level



Date: 11.JAN.2016 19:54:36

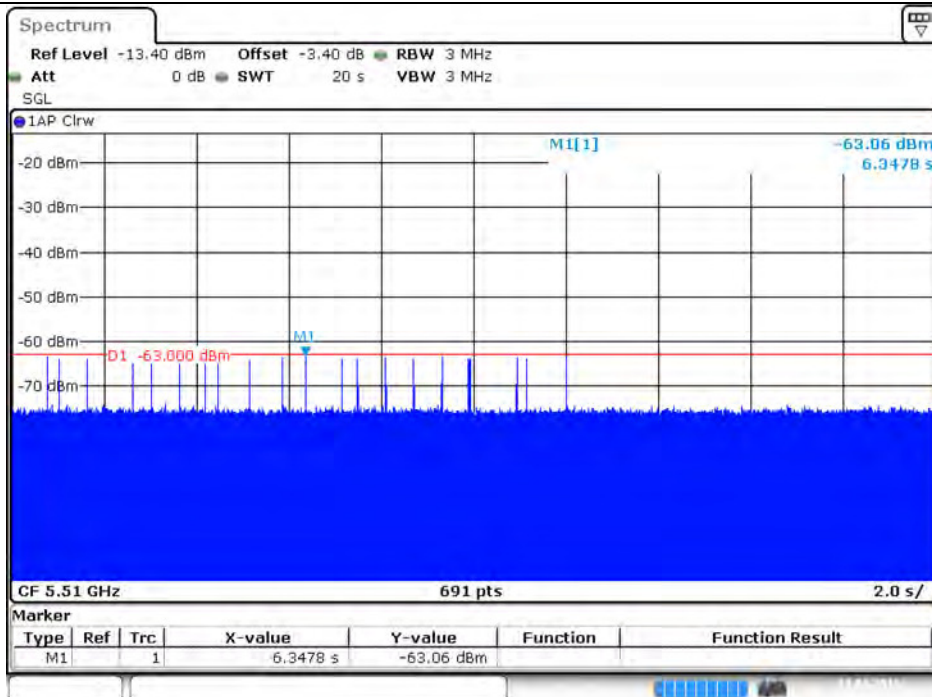


Radar #4 DFS detection threshold level



Date: 11.JAN.2016 19:57:49

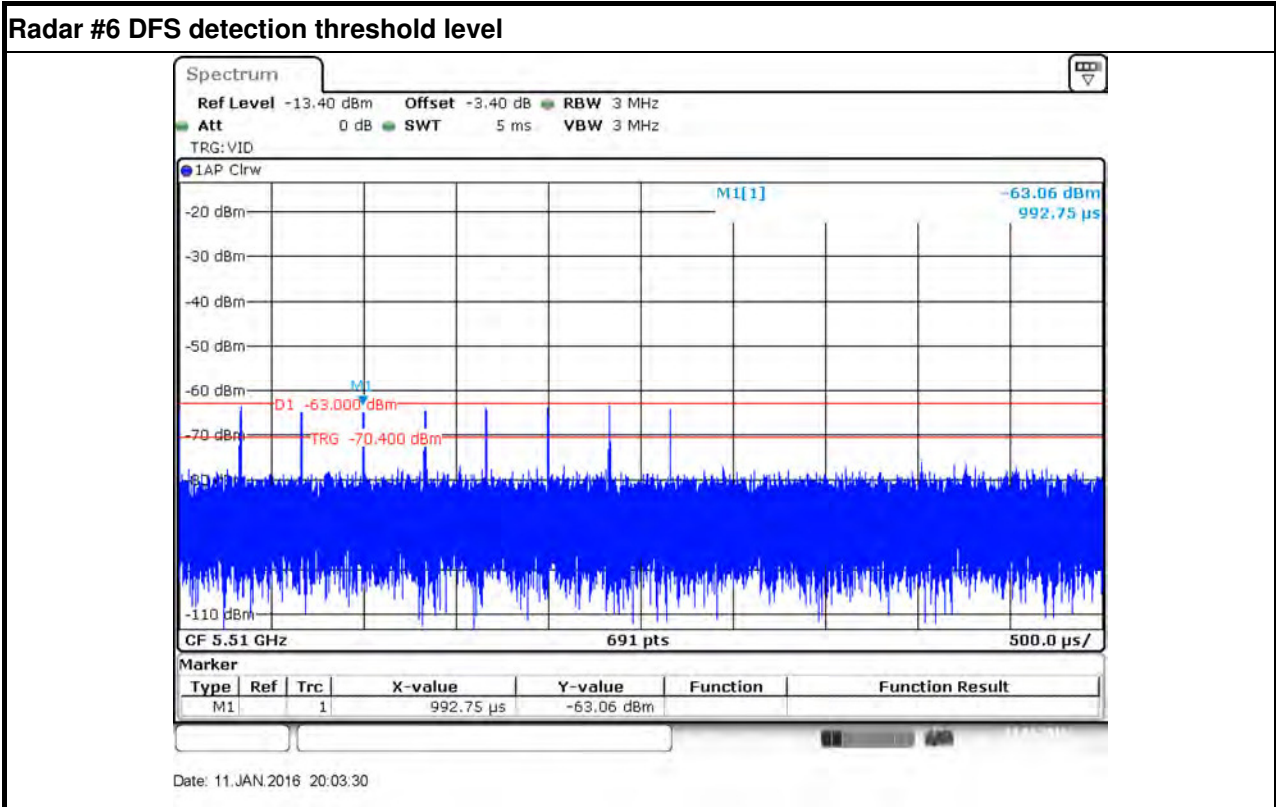
Radar #5 DFS detection threshold level



Date: 11.JAN.2016 20:16:58



Radars #6 DFS detection threshold level

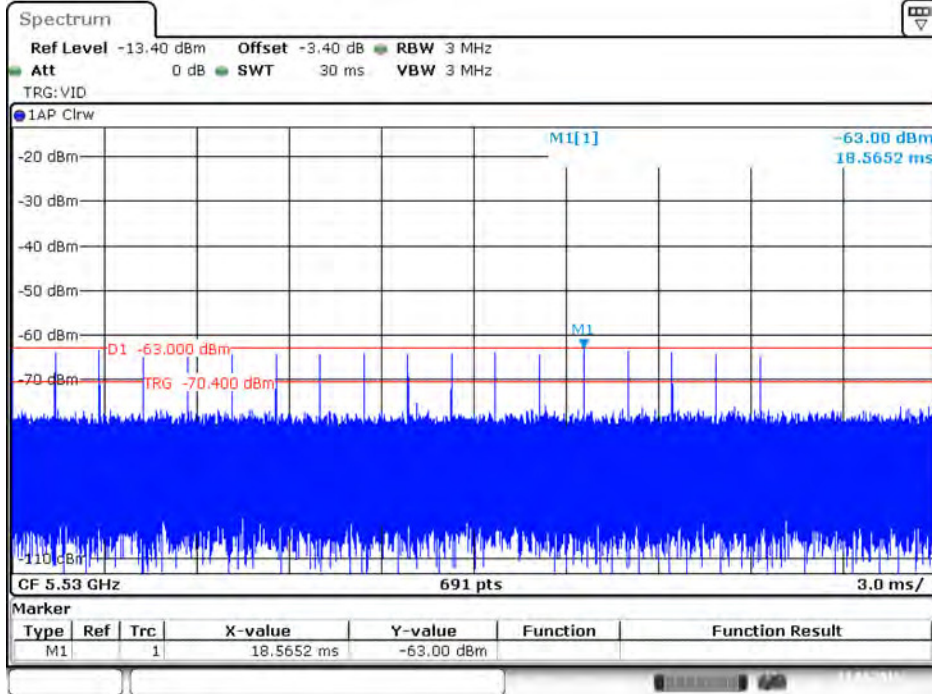




Modulation Mode: 802.11ac (VHT80)

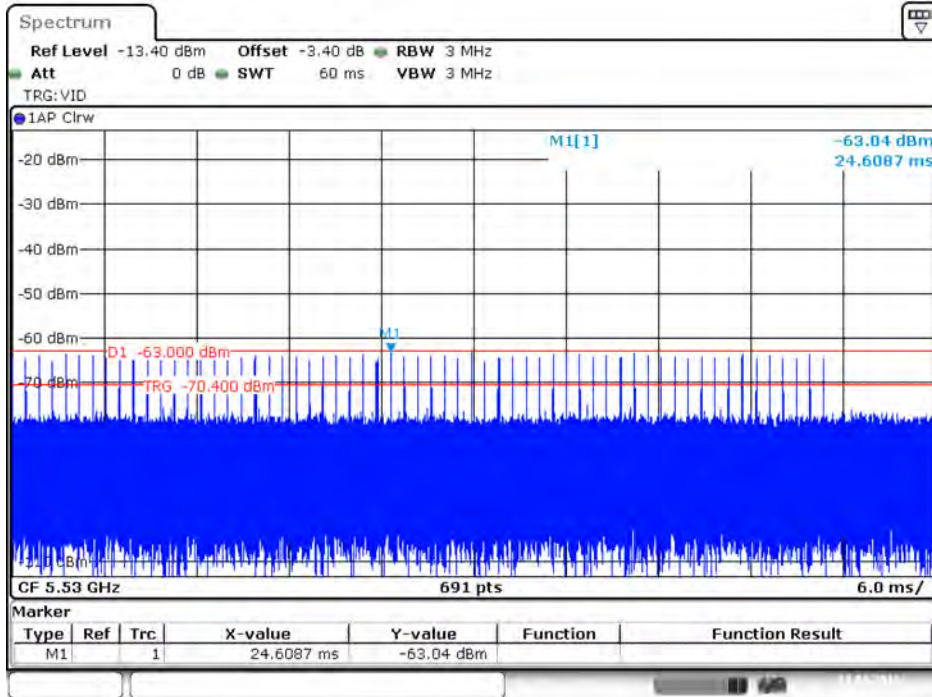
Test Frequency: 5530 MHz

Radar #0 DFS detection threshold level



Date: 11.JAN.2016 19:43:37

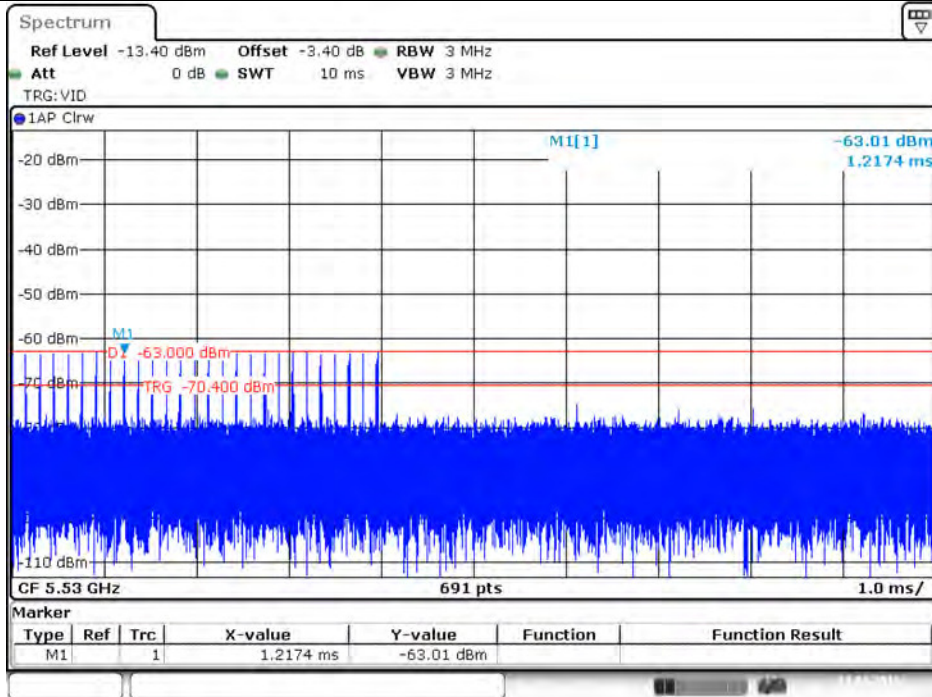
Radar #1 DFS detection threshold level



Date: 11.JAN.2016 19:44:41

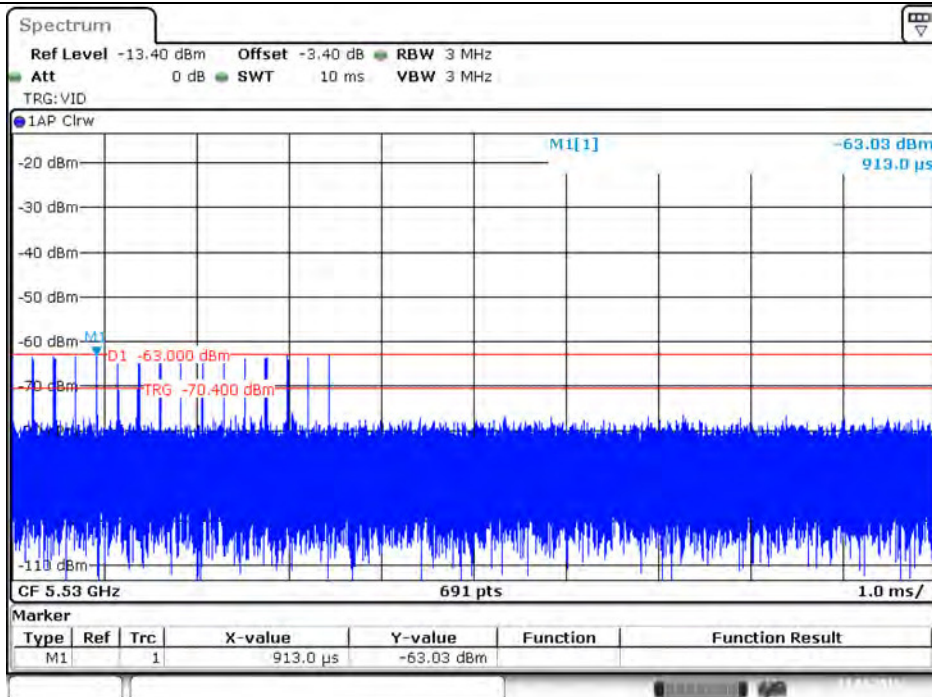


Radar #2 DFS detection threshold level



Date: 11.JAN.2016 19:51:54

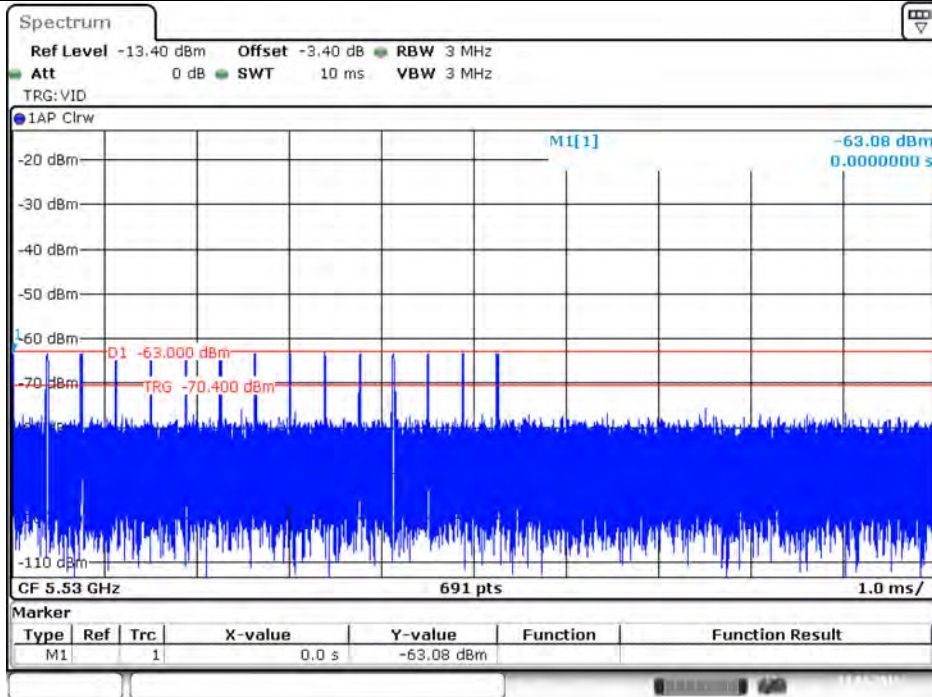
Radar #3 DFS detection threshold level



Date: 11.JAN.2016 19:53:30

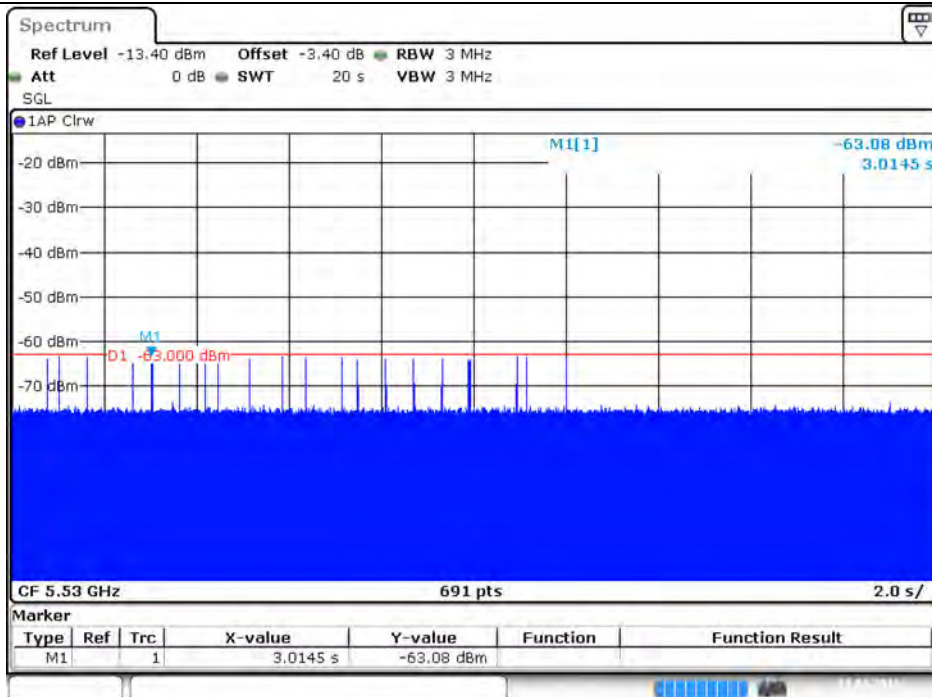


Radar #4 DFS detection threshold level



Date: 11.JAN.2016 19:59.14

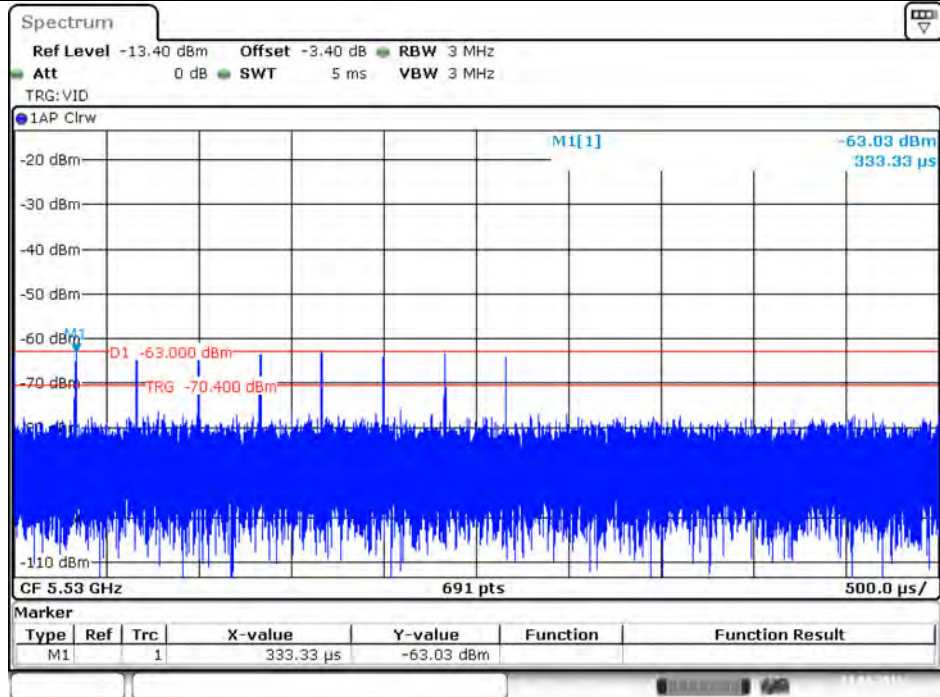
Radar #5 DFS detection threshold level



Date: 11.JAN.2016 20:20.42



Radar #6 DFS detection threshold level



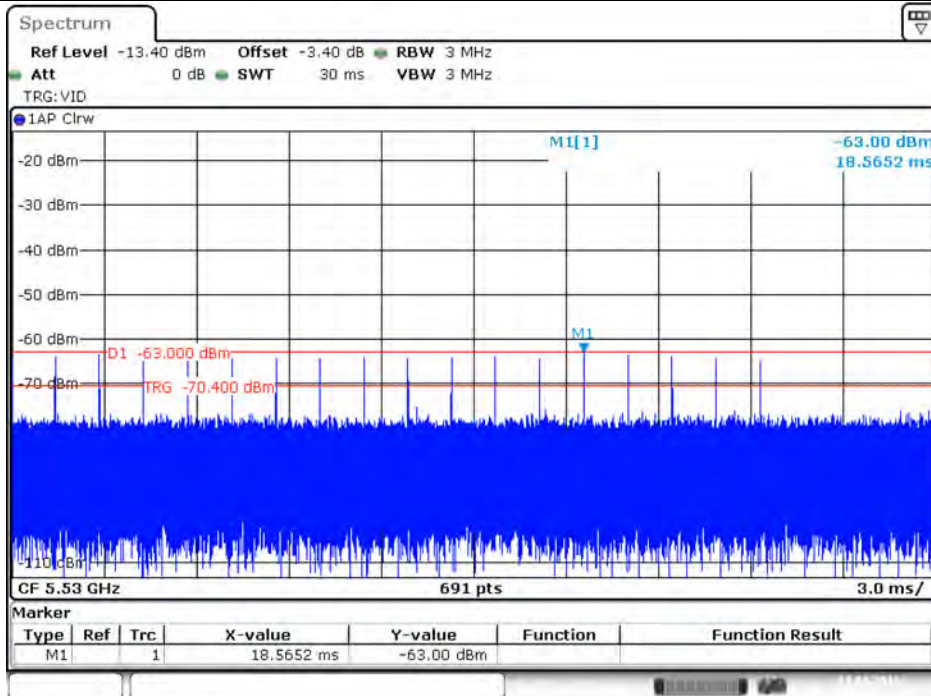
Date: 11.JAN.2016 20:02:27



For Client without radar detection Mode:

Modulation Mode: 802.11ac (VHT80) Test Frequency: 5530 MHz

Radar #0 DFS detection threshold level

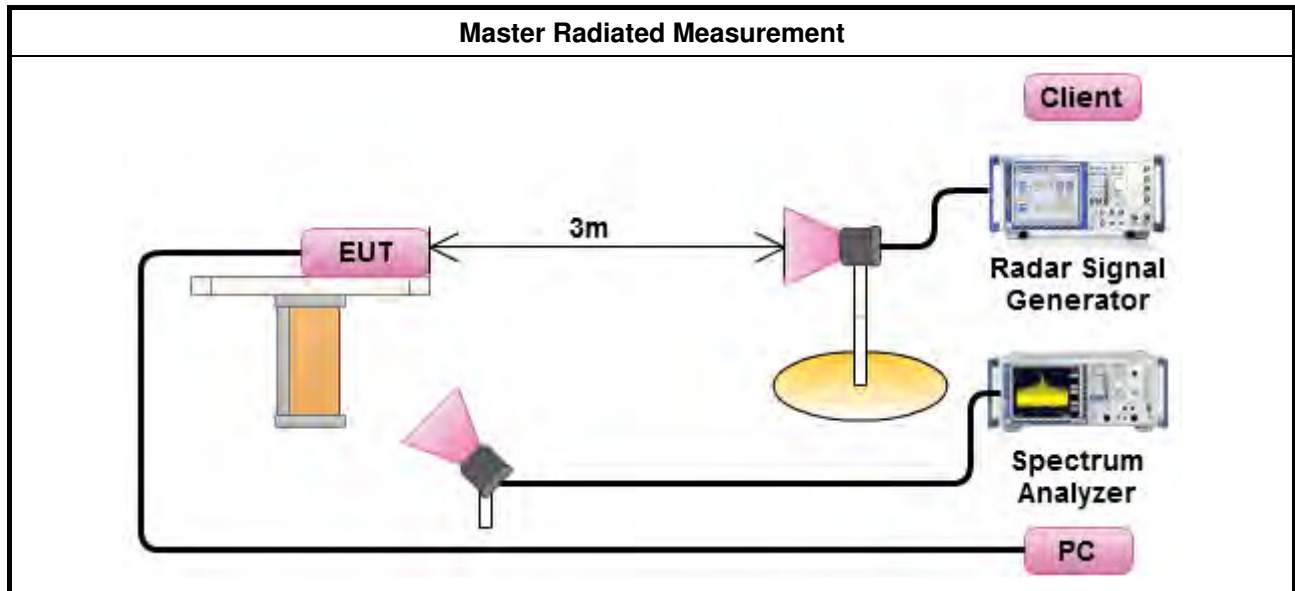


Date: 11.JAN.2016 19:43:37

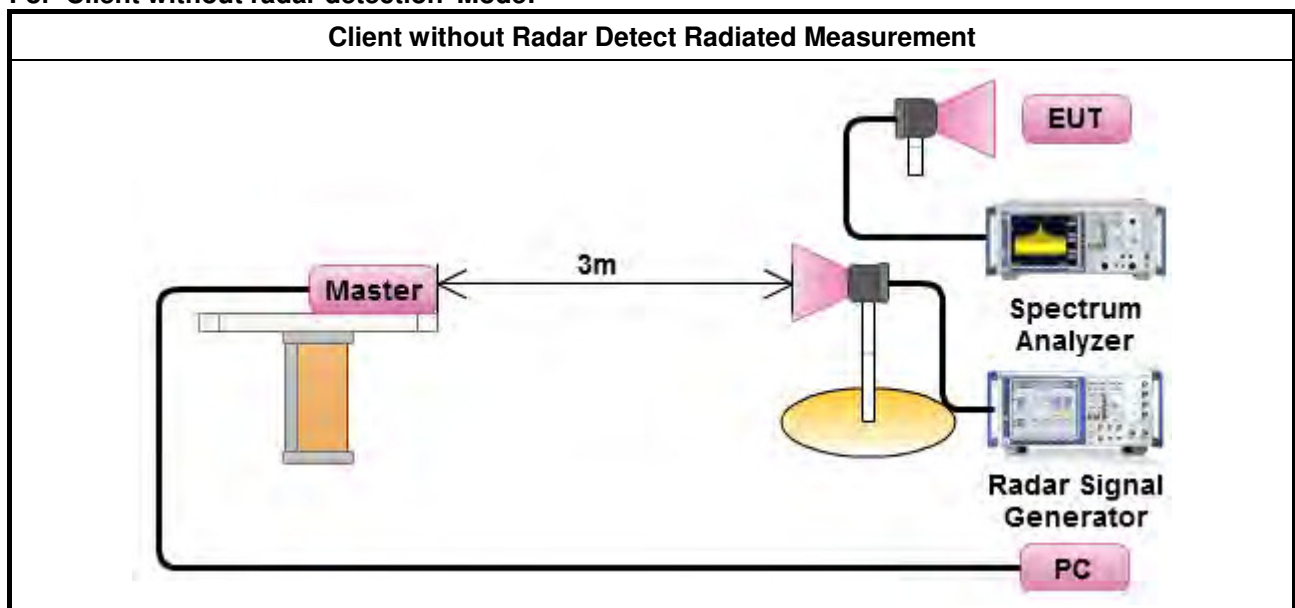
3.2.7 Test Setup

A spectrum analyzer is used as a monitor to verify that the EUT has vacated the Channel within the (Channel Closing Transmission Time and Channel Move Time, and does not transmit on a Channel during the Non-Occupancy Period after the detection and Channel move.

For Master Mode:



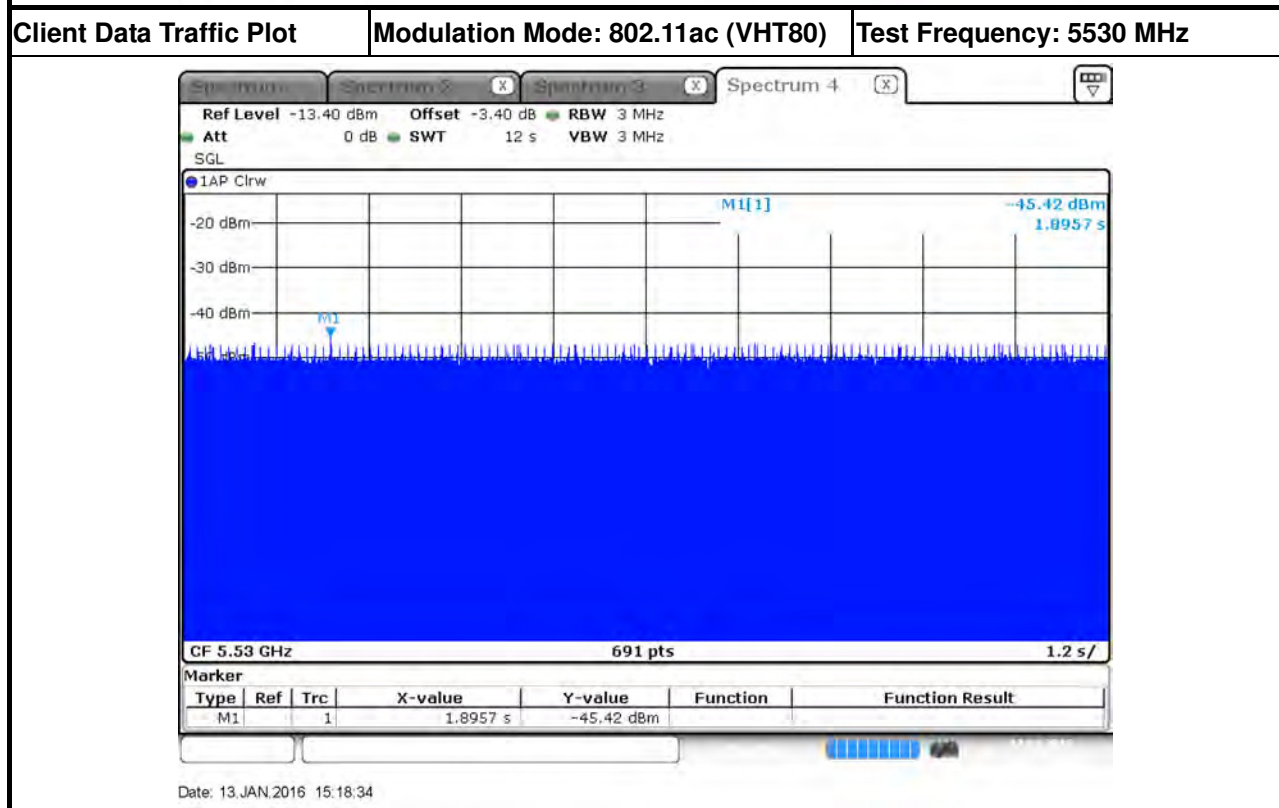
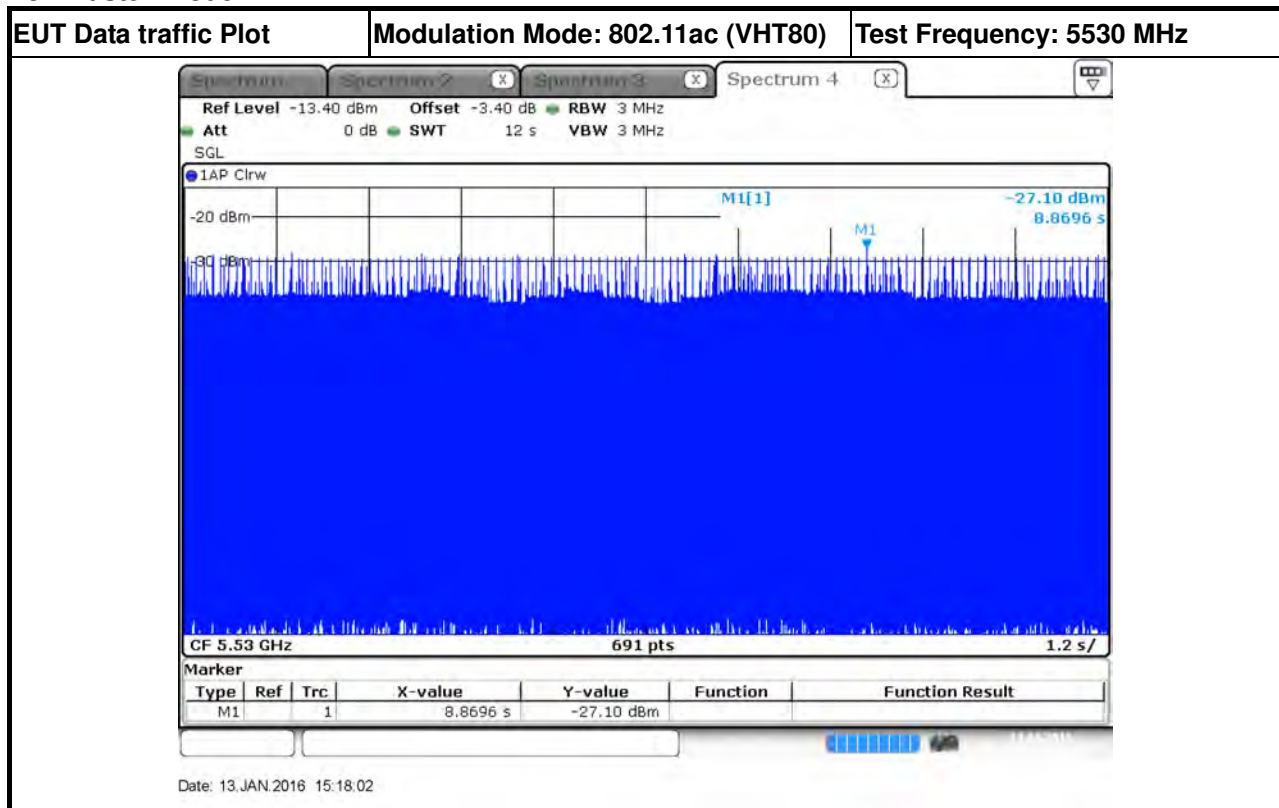
For Client without radar detection Mode:

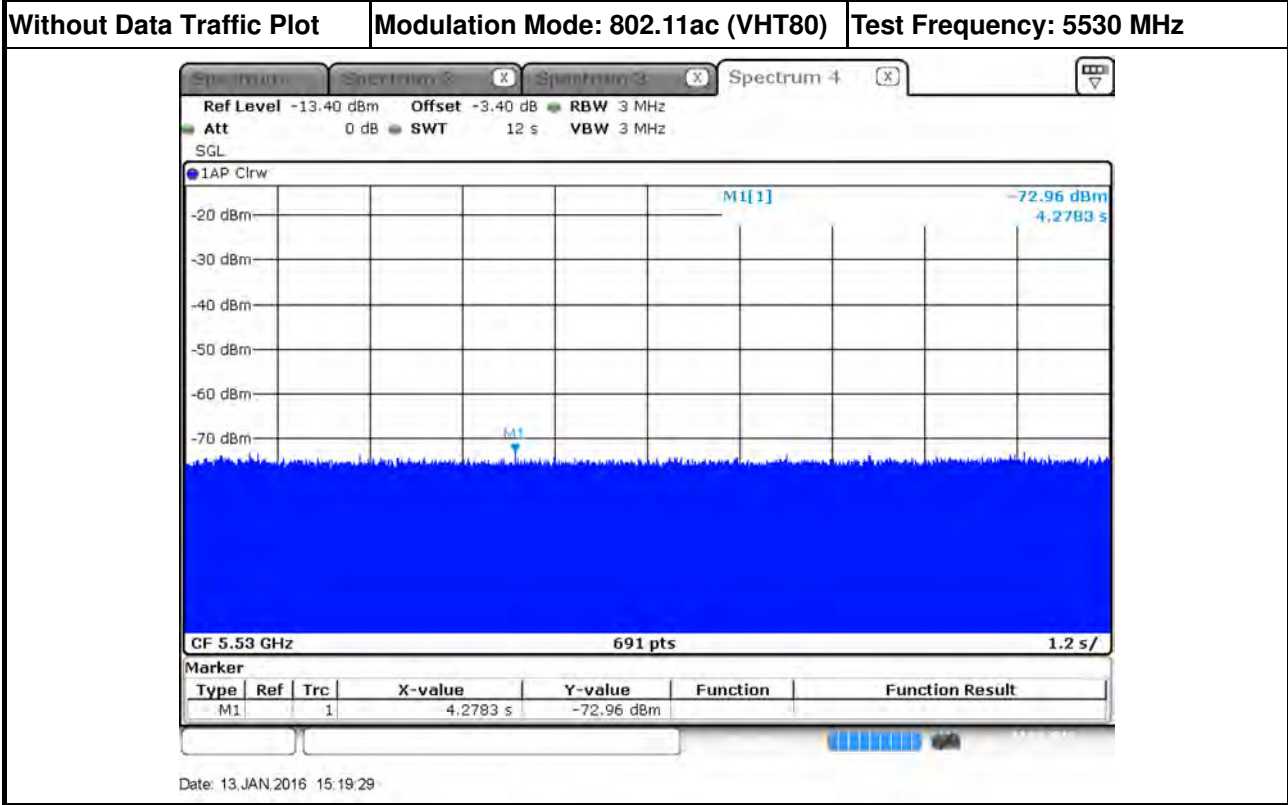




3.2.8 Data traffic Plot

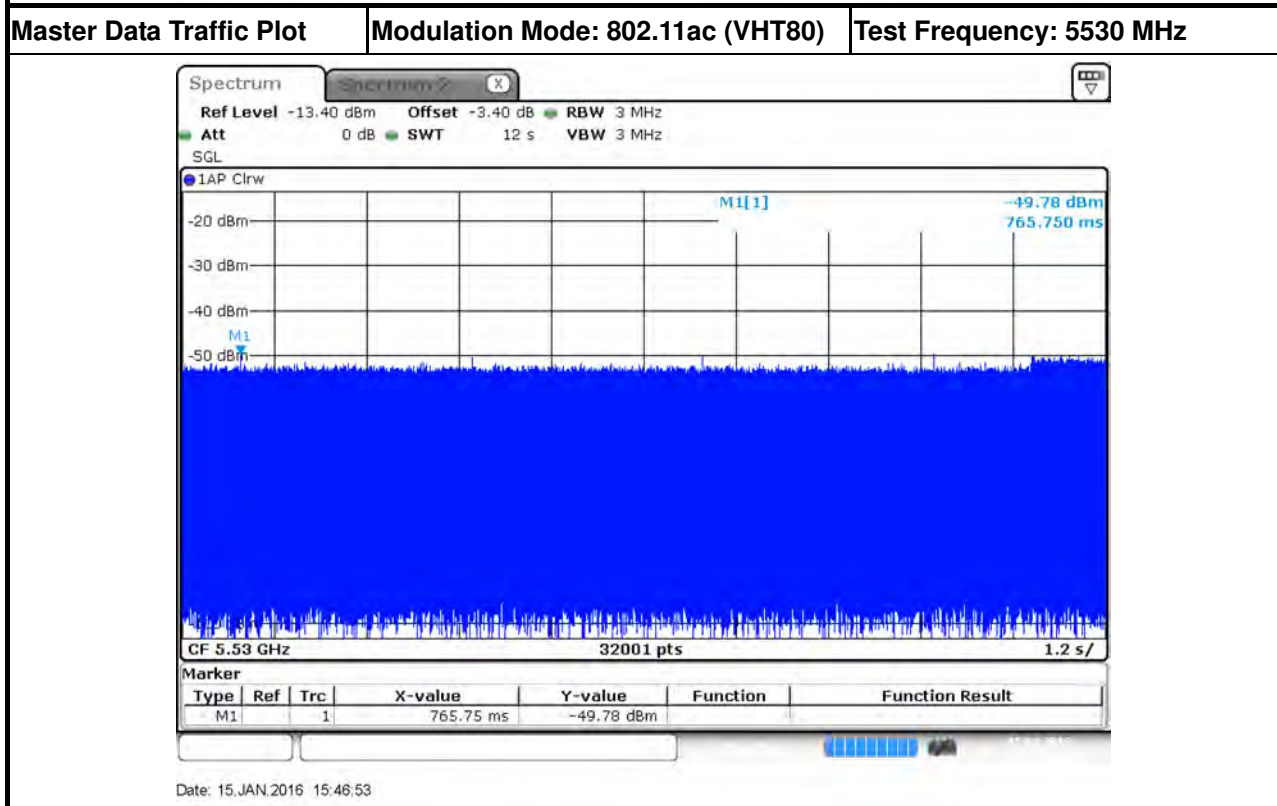
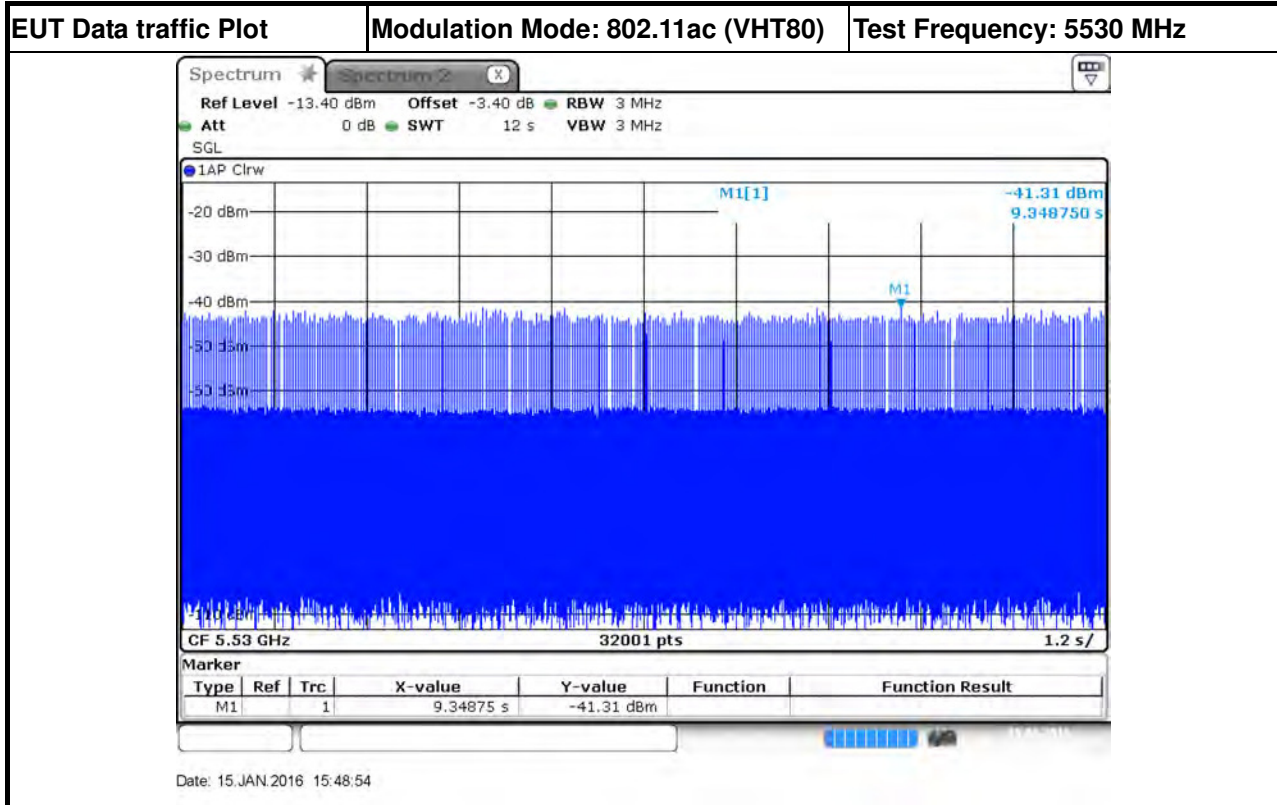
For Master Mode:

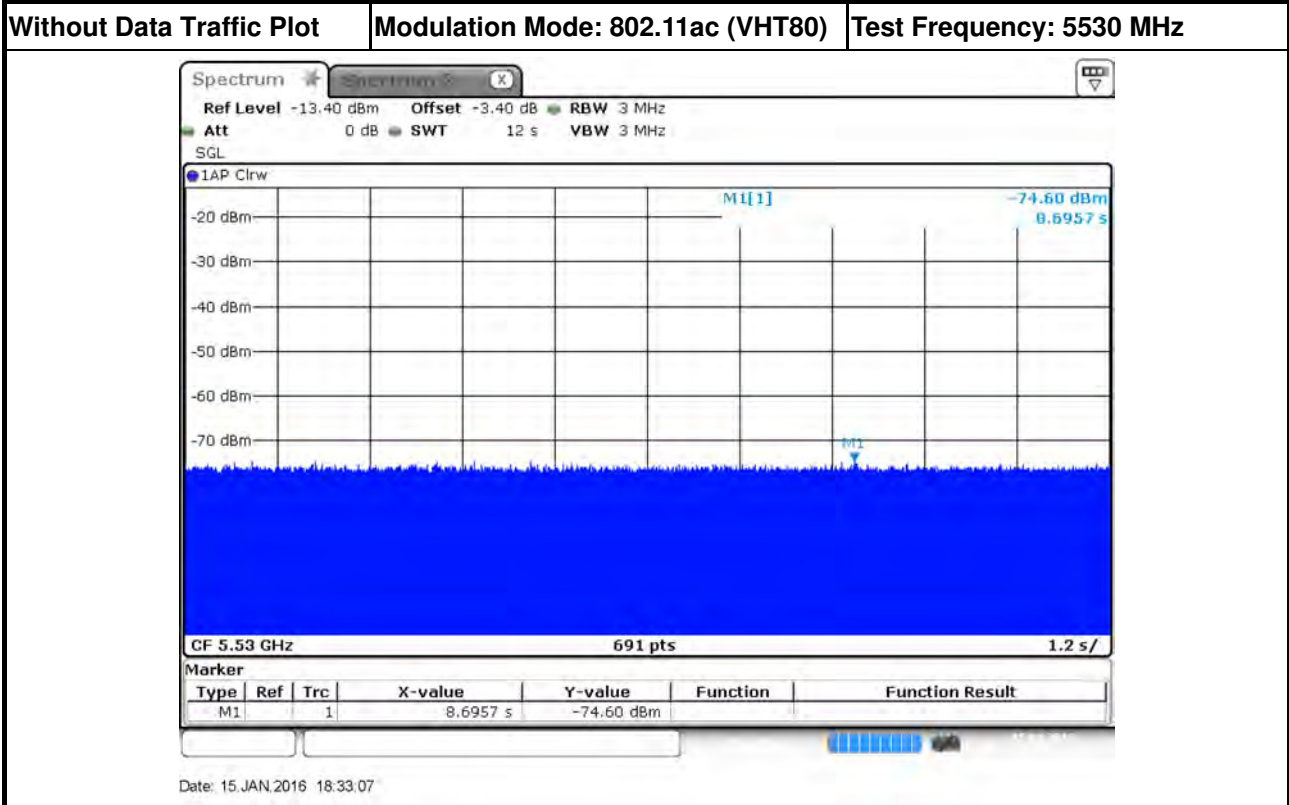






For Client without radar detection Mode:







3.3 UNII Detection Bandwidth

3.3.1 UNII Detection Bandwidth Limit

Channel Bandwidth (MHz)	99% Occupied Bandwidth (MHz)	UNII Detection Bandwidth Min. Limit (MHz)	ISM Type 5 Limit (MHz)
20	17.713	18	15
40	37.192	38	30
80	72.358	73	58

UNII Detection Bandwidth is minimum 100% of the 99% power bandwidth. A single radar Burst is generated for a minimum of 10 trials, and the response of the UUT is noted. The UUT must detect the Radar Waveform 90% or more of the time.

The center frequency for each of the 30 trials of the Bin 5 radar shall be randomly selected within 80% of the Occupied Bandwidth.

3.3.2 Measuring Instruments

Refer a test equipment and calibration data table in this test report.

3.3.3 Test Procedures

Test Method	
<input checked="" type="checkbox"/>	During the U-NII Detection Bandwidth detection test, radar type 0 is used and for each frequency step the minimum percentage of detection is 90 percent. Measurements are performed with no data traffic. The EUT is set up as a standalone device (no associated Client and no traffic). The radar frequency is increased in 1 MHz steps, repeating the above test sequence, until the detection rate falls below 90%. The highest frequency at which detection is greater than or equal to 90% is denoted as F_H . The radar frequency is decreased in 1 MHz steps, repeating the above test sequence, until the detection rate falls below 90%. The lowest frequency at which detection is greater than or equal to 90% is denoted as F_L . UNII Detection Bandwidth = $F_H - F_L$.



3.3.4 Test Result of UNII Detection Bandwidth

EUT Frequency=5500 MHz											
Channel Bandwidth (MHz)	20										
Radar Frequency (MHz)	DFS Detection Trials (1=Detection, 0= No Detection)										Detection Rate (%)
	1	2	3	4	5	6	7	8	9	10	
5489	0	0	0	0	0	0	0	0	0	0	0%
5490	1	0	1	0	1	1	1	1	1	0	70%
5491(FL)-Type 0	1	1	1	1	1	1	1	1	1	1	100%
5492(FL)-Type 5	1	1	1	1	1	1	1	1	1	1	100%
5493	1	1	1	1	1	1	1	1	1	1	100%
5494	1	1	1	1	1	1	1	1	1	1	100%
5495	1	1	1	1	1	1	1	1	1	1	100%
5496	1	1	1	1	1	1	1	1	1	1	100%
5497	1	1	1	1	1	1	1	1	1	1	100%
5498	1	1	1	1	1	1	1	1	1	1	100%
5499	1	1	1	1	1	1	1	1	1	1	100%
5500	1	1	1	1	1	1	1	1	1	1	100%
5501	1	1	1	1	1	1	1	1	1	1	100%
5502	1	1	1	1	1	1	1	1	1	1	100%
5503	1	1	1	1	1	1	1	1	1	1	100%
5504	1	1	1	1	1	1	1	1	1	1	100%
5505	1	1	1	1	1	1	1	1	1	1	100%
5506	1	1	1	1	1	1	1	1	1	1	100%
5507(FH)-Type 5	1	1	1	1	1	1	1	1	1	1	100%
5508	1	1	1	1	1	1	1	1	1	1	100%
5509(FH)-Type 0	1	1	1	1	1	1	1	1	1	1	100%
5510	0	1	1	1	0	1	1	0	0	1	60%
5511	0	0	0	0	0	0	0	0	0	0	0%
Radar Type 0-Detection Bandwidth (MHz) = (FH-FL) = (5509MHz-5491MHz)=											18
UNII Detection Bandwidth Min. Limit (MHz) =											18
Radar Type 5-Detection Bandwidth (MHz) = (FH-FL) = (5507MHz-5492MHz)=											15
ISM Type 5 Limit (MHz) =											15
Test Result											Complied



EUT Frequency=5510 MHz											
Channel Bandwidth (MHz)	40										
Radar Frequency (MHz)	DFS Detection Trials (1=Detection, 0= No Detection)										Detection Rate (%)
	1	2	3	4	5	6	7	8	9	10	
5490	0	0	0	0	0	0	0	0	0	0	0%
5491(FL)-Type 0	1	1	1	1	1	1	1	1	1	1	100%
5492	1	1	1	1	1	1	1	1	1	1	100%
5493	1	1	1	1	1	1	1	1	1	1	100%
5494	1	1	1	1	1	1	1	1	1	1	100%
5495(FL)-Type 5	1	1	1	1	1	1	1	1	1	1	100%
5496	1	1	1	1	1	1	1	1	1	1	100%
5497	1	1	1	1	1	1	1	1	1	1	100%
5498	1	1	1	1	1	1	1	1	1	1	100%
5499	1	1	1	1	1	1	1	1	1	1	100%
5500	1	1	1	1	1	1	1	1	1	1	100%
5505	1	1	1	1	1	1	1	1	1	1	100%
5510	1	1	1	1	1	1	1	1	1	1	100%
5515	1	1	1	1	1	1	1	1	1	1	100%
5520	1	1	1	1	1	1	1	1	1	1	100%
5525(FH)-Type 5	1	1	1	1	1	1	1	1	1	1	100%
5526	1	1	1	1	1	1	1	1	1	1	100%
5527	1	1	1	1	1	1	1	1	1	1	100%
5528	1	1	1	1	1	1	1	1	1	1	100%
5529(FH)-Type 0	1	1	1	1	1	1	1	1	1	1	100%
5530	0	0	0	0	0	0	0	0	0	0	0%
Radar Type 0-Detection Bandwidth (MHz) = (FH-FL) = (5529MHz-5491MHz)=											38
UNII Detection Bandwidth Min. Limit (MHz) =											38
Radar Type 5-Detection Bandwidth (MHz) = (FH-FL) = (5525MHz-5495MHz)=											30
ISM Type 5 Limit (MHz) =											30
Test Result											Complied



EUT Frequency=5530 MHz											
Channel Bandwidth (MHz)	80										
Radar Frequency (MHz)	DFS Detection Trials (1=Detection, 0= No Detection)										Detection Rate (%)
	1	2	3	4	5	6	7	8	9	10	
5489	0	0	0	0	0	0	0	0	0	0	0%
5490(FL)-Type 0	1	1	0	1	1	1	1	1	1	1	90%
5491	1	1	1	1	1	1	1	1	1	1	100%
5492	1	1	1	1	1	1	1	1	1	1	100%
5495	1	1	1	1	1	1	1	1	1	1	100%
5496	1	1	1	1	1	1	1	1	1	1	100%
5497	1	1	1	1	1	1	1	1	1	1	100%
5498	1	1	1	1	1	1	1	1	1	1	100%
5499	1	1	1	1	1	1	1	1	1	1	100%
5500(FL)-Type 5	1	1	1	1	1	1	1	1	1	1	100%
5505	1	1	1	1	1	1	1	1	1	1	100%
5510	1	1	1	1	1	1	1	1	1	1	100%
5515	1	1	1	1	1	1	1	1	1	1	100%
5520	1	1	1	1	1	1	1	1	1	1	100%
5525	1	1	1	1	1	1	1	1	1	1	100%
5530	1	1	1	1	1	1	1	1	1	1	100%
5535	1	1	1	1	1	1	1	1	1	1	100%
5540	1	1	1	1	1	1	1	1	1	1	100%
5545	1	1	1	1	1	1	1	1	1	1	100%
5550	1	1	1	1	1	1	1	1	1	1	100%
5555	1	1	1	1	1	1	1	1	1	1	100%
5560(FH)-Type 5	1	1	1	1	1	1	1	1	1	1	100%
5561	1	1	1	1	1	1	1	1	1	1	100%
5562	1	1	1	1	1	1	1	1	1	1	100%
5563	1	1	1	1	1	1	1	1	1	1	100%
5564	1	1	1	1	1	1	1	1	1	1	100%
5565	1	1	1	1	1	1	1	1	1	1	100%
5568	1	1	1	1	1	1	1	1	1	1	100%
5569	1	1	1	1	1	1	1	1	1	1	100%
5570(FH)-Type 0	1	1	1	1	1	0	1	1	1	1	90%
5571	0	0	0	0	0	0	0	0	0	0	0%
Radar Type 0-Detection Bandwidth (MHz) = (FH-FL) = (5570MHz-5490MHz)=											80
UNII Detection Bandwidth Min. Limit (MHz) =											73
Radar Type 5-Detection Bandwidth (MHz) = (FH-FL) = (5560MHz-5500MHz)=											60
ISM Type 5 Limit (MHz) =											58
Test Result											Complied



3.4 Channel Availability Check (CAC)

3.4.1 Channel Availability Check Limit

Channel Availability Check Limit	
<input checked="" type="checkbox"/>	The EUT shall perform a Channel Availability Check to ensure that there is no radar operating on the channel. After power-up sequence, receive at least 1 minute (60 sec) on the intended operating frequency.

3.4.2 Measuring Instruments

Refer a test equipment and calibration data table in this test report.

3.4.3 Test Procedures

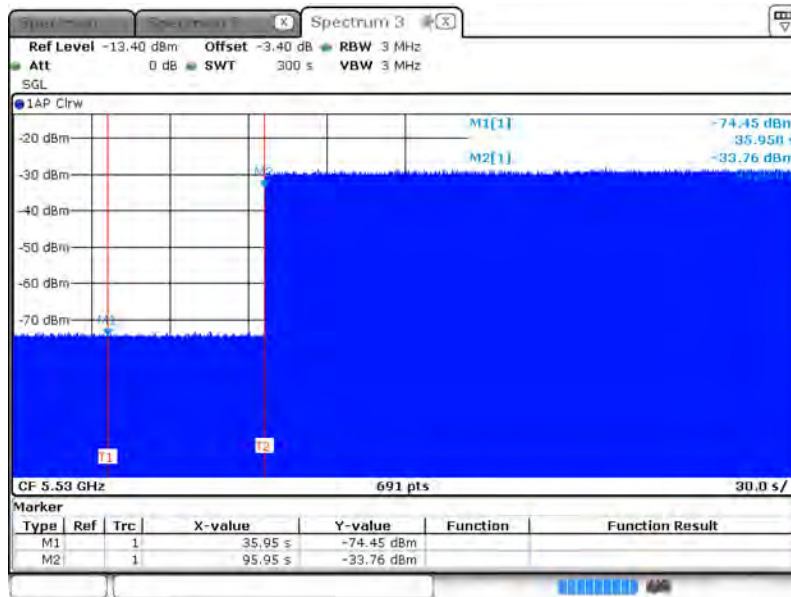
Test Method	
<input checked="" type="checkbox"/>	For Initial Channel Availability Check Time. The EUT does not emit beacon, control, or data signals on the test Channel until the power-up sequence has been completed and the UNII device checks for Radar Waveforms for one minute on the test Channel. This test does not use any Radar Waveforms.
<input checked="" type="checkbox"/>	For Radar Burst at the Beginning of the Channel Availability Check Time. To verify successful radar detection on the selected Channel during a period equal to the Beginning of the Channel Availability Check Time.
<input checked="" type="checkbox"/>	For Radar Burst at the End of the Channel Availability Check Time. To verify successful radar detection on the selected Channel during a period equal to the End of the Channel Availability Check Time.



3.4.4 Test Result of Initial Channel Availability Check Time

Modulation Mode	Freq.	Radar Test Signal
802.11ac (VHT80)	5530 MHz	N/A

The EUT does not transmit any beacon or data transmissions until at least 1 minute after the completion of the power-on cycle (35.950 sec). The initial power up time of the EUT is indicated by marker 1 (35.950 sec). Initial beacons/data transmissions are indicated by marker 2 (95.950 sec).



Date: 13 JAN.2016 14:18:00

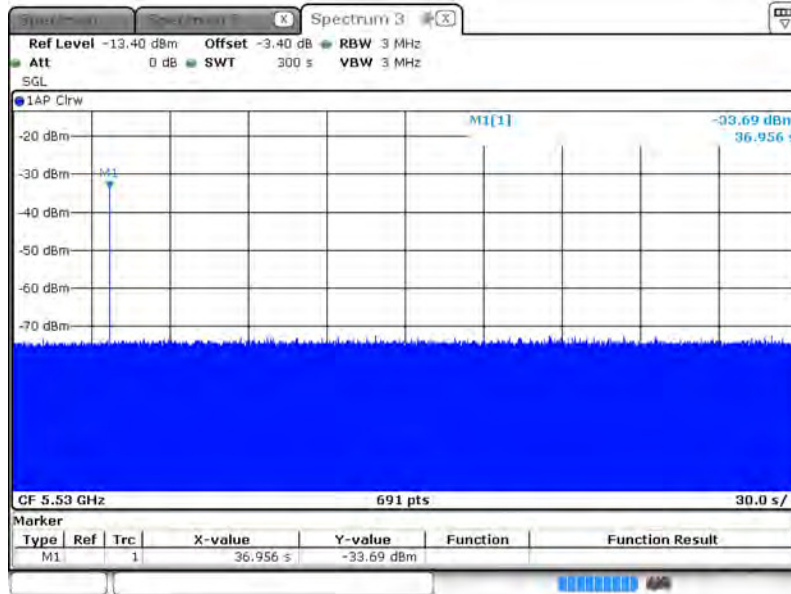
Test Result	Complied
--------------------	-----------------



3.4.5 Test Result of Radar Burst at the Beginning of the Channel Availability Check Time

Modulation Mode	Freq. (MHz)	Radar Type Signal
802.11ac (VHT80)	5530 MHz	0

Visual indication on the EUT of successful detection of the radar Burst will be recorded and reported. Observation of emissions will continue for 263.044 seconds after the radar Burst has been generated. Verify that during the 300 seconds measurement window no EUT transmissions occurred.



Date: 13 JAN.2016 14:42:17

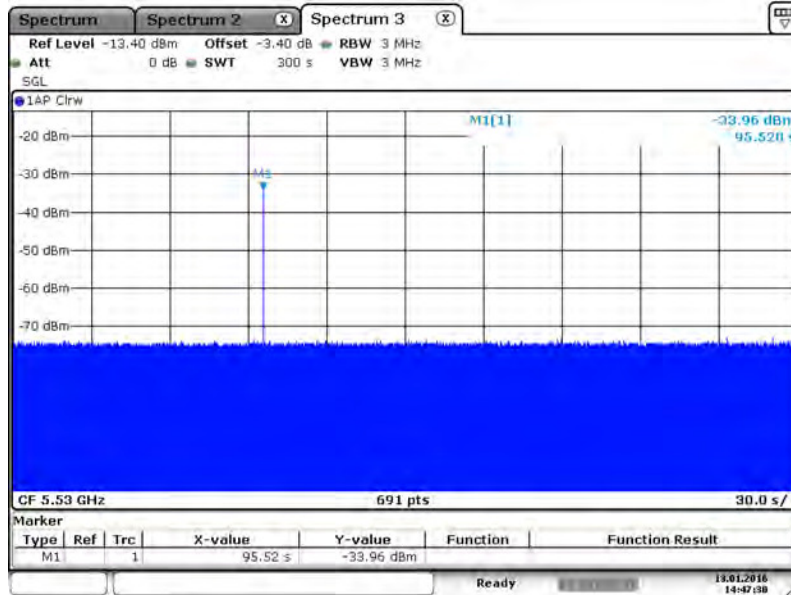
Test Result	Complied
--------------------	-----------------



3.4.6 Test Result of Radar Burst at the End of the Channel Availability Check Time

Modulation Mode	Freq. (MHz)	Radar Type Signal
802.11ac (VHT80)	5530 MHz	0

Visual indication on the EUT of successful detection of the radar Burst will be recorded and reported. Observation of emissions will continue for 204.480 seconds after the radar Burst has been generated. Verify that during the 300 seconds measurement window no EUT transmissions occurred.



Test Result

Complied



3.5 In-service Monitoring

3.5.1 In-service Monitoring Limit

In-service Monitoring Limit	
Channel Move Time	10 sec
Channel Closing Transmission Time	200 ms + an aggregate of 60 ms over remaining 10 sec periods.
Non-occupancy period	Minimum 30 minutes

3.5.2 Measuring Instruments

Refer a test equipment and calibration data table in this test report.

3.5.3 Test Procedures

Test Method	
<input checked="" type="checkbox"/>	Verified during In-Service Monitoring; Channel Closing Transmission Time, Channel Move Time. Client Device will associate with the EUT. Observe the transmissions of the EUT at the end of the radar Burst on the Operating Channel for duration greater than 10 seconds. Measure and record the transmissions from the EUT during the observation time (Channel Move Time). Compare the Channel Move Time and Channel Closing Transmission Time limits.
<input checked="" type="checkbox"/>	Verified during In-Service Monitoring; Channel Closing Transmission Time, Channel Move Time. One 12 sec plot needs to be reported for the Short Pulse Radar Types 0. And zoom-in a 60 ms plot verified channel closing time for the aggregate transmission time starting from 200ms after the end of the radar signal to the completion of the channel move.
<input checked="" type="checkbox"/>	Verified during In-Service Monitoring; Non-Occupancy Period. Client Device will associate with the EUT. Observe the transmissions of the EUT at the end of the radar Burst on the Operating Channel for duration greater than 10 seconds. Measure and record the transmissions from the EUT during the observation time (Non-Occupancy Period). Compare the Non-Occupancy Period limits.



3.5.4 Test Result of In-service Monitoring

For Master Mode:

Modulation Mode: 802.11ac (VHT80)

Parameter	Test Result	Limit
	Type 0	
Test Channel (MHz)	5530 MHz	-
Channel Move Time (sec.)	0.121	< 10s
Channel Closing Transmission Time (ms) (Note)	0.000	< 60ms
Non-Occupancy Period (min.)	≥ 30	≥ 30 min

Note: The Channel Closing Transmission Time is comprised of 200 milliseconds starting at the beginning of the Channel Move Time plus any additional intermittent control signals required to facilitate a Channel move (an aggregate of 60 milliseconds) during the remainder of the 10 seconds period. The aggregate duration of control signals will not count quiet periods in between transmissions.

For Client without radar detection Mode:

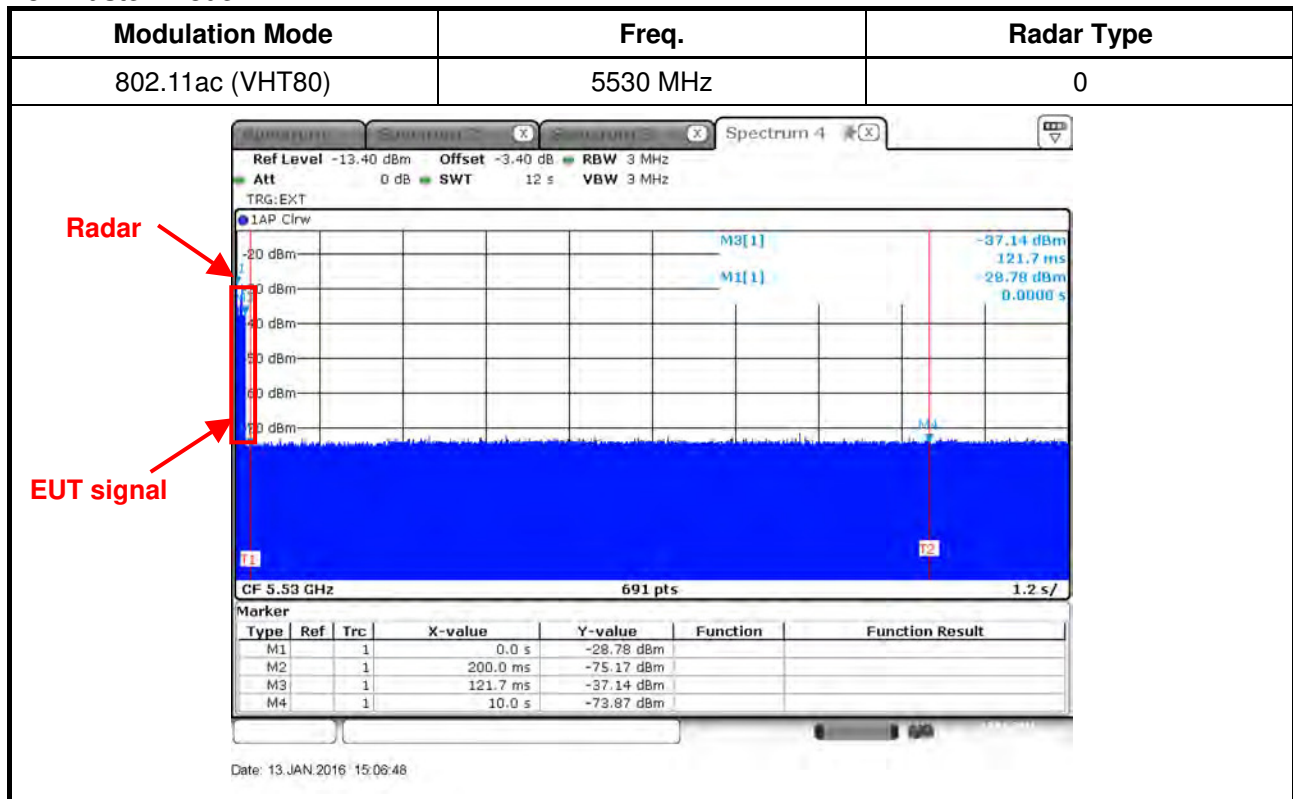
Modulation Mode: 802.11ac (VHT80)

Parameter	Test Result	Limit
	Type 0	
Test Channel (MHz)	5530 MHz	-
Channel Move Time (sec.)	2.580	< 10s
Channel Closing Transmission Time (ms) (Note)	0.469	< 60ms
Non-Occupancy Period (min.)	≥ 30	≥ 30 min

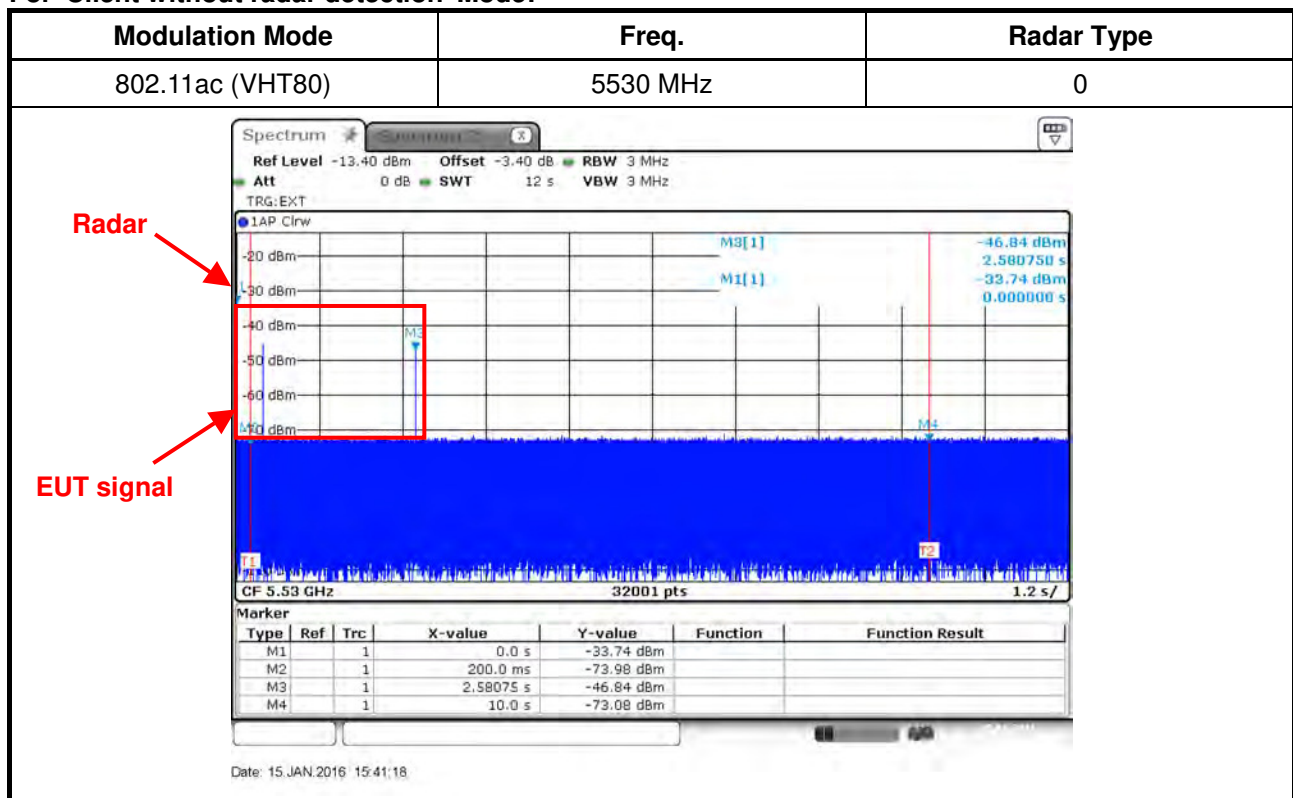
Note: The Channel Closing Transmission Time is comprised of 200 milliseconds starting at the beginning of the Channel Move Time plus any additional intermittent control signals required to facilitate a Channel move (an aggregate of 60 milliseconds) during the remainder of the 10 seconds period. The aggregate duration of control signals will not count quiet periods in between transmissions.

3.5.5 Test Plot of In-Service Monitoring for Channel Move Time

For Master Mode:



For Client without radar detection Mode:

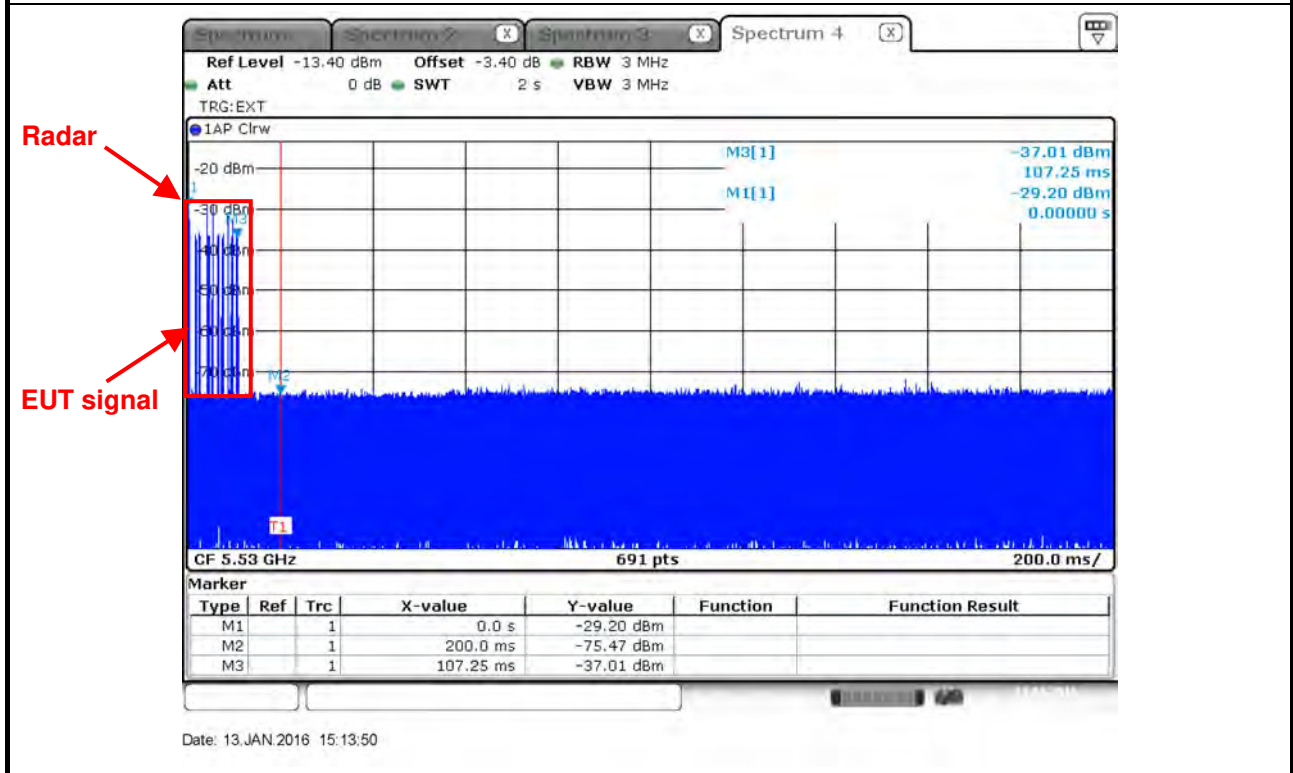


3.5.6 Test Plot of In-Service Monitoring for Channel Closing Transmission Time

For Master Mode:

Modulation Mode	Freq.	Radar Type
802.11ac (VHT80)	5530 MHz	0

Channel Closing Transmission Time is comprised of 200 ms starting at the beginning of the Channel Move Time plus 60ms additional intermittent control signals



Dwell is the dwell time per spectrum analyzer sampling bin.

S is the sweep time

B is the number of spectrum analyzer sampling bins

C is the intermittent control signals of Channel Closing Transmission Time

N is the number of spectrum analyzer sampling bins (intermittent control signals) showing a U-NII transmission

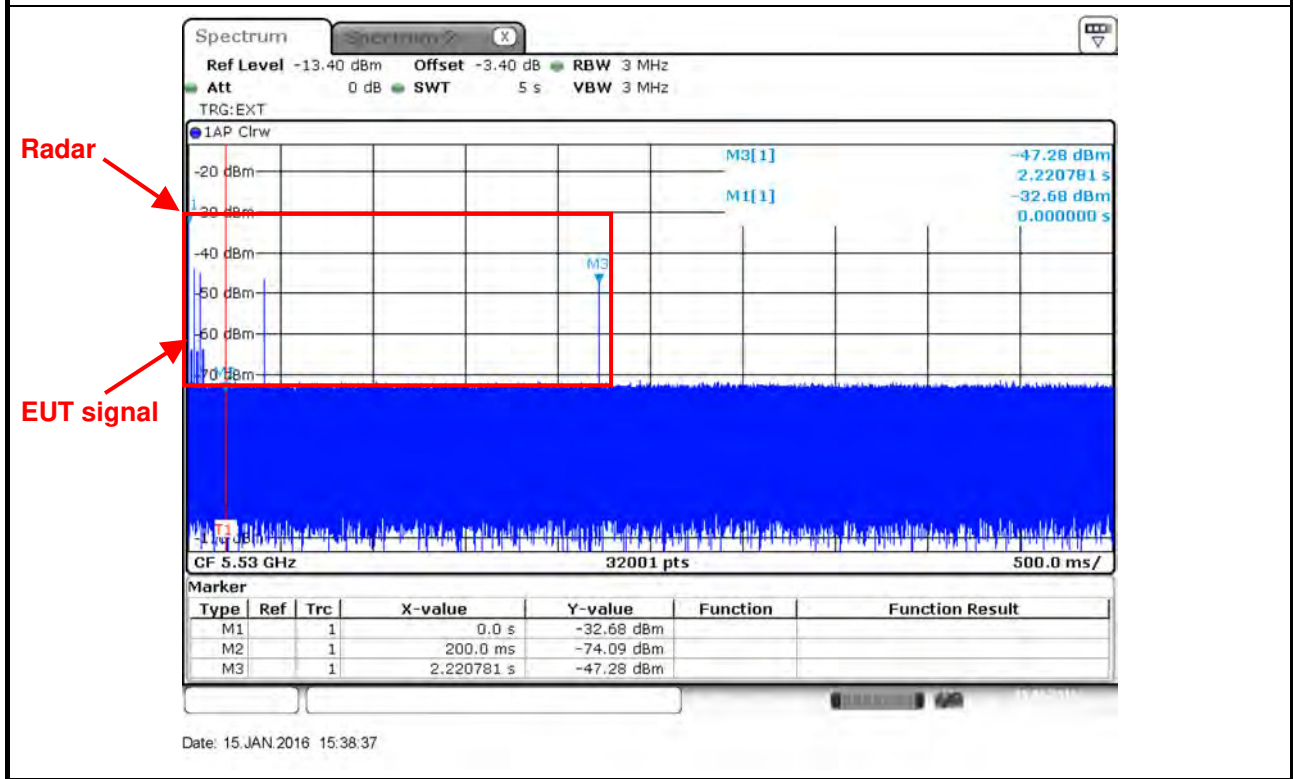
$$\text{Dwell (2.899 ms)} = \text{S (2000 ms)} / \text{B (690)}$$

$$\text{C (0.000 ms)} = \text{N (0)} \times \text{Dwell (2.899 ms)}$$

For Client without radar detection Mode:

Modulation Mode	Freq.	Radar Type
802.11ac (VHT80)	5530 MHz	0

Channel Closing Transmission Time is comprised of 200 ms starting at the beginning of the Channel Move Time plus 60ms additional intermittent control signals



Dwell is the dwell time per spectrum analyzer sampling bin.

S is the sweep time

B is the number of spectrum analyzer sampling bins

C is the intermittent control signals of Channel Closing Transmission Time

N is the number of spectrum analyzer sampling bins (intermittent control signals) showing a U-NII transmission

$$\text{Dwell (0.156 ms)} = S (5000 \text{ ms}) / B (32000)$$

$$C (0.469 \text{ ms}) = N (3) \times \text{Dwell (0.156 ms)}$$



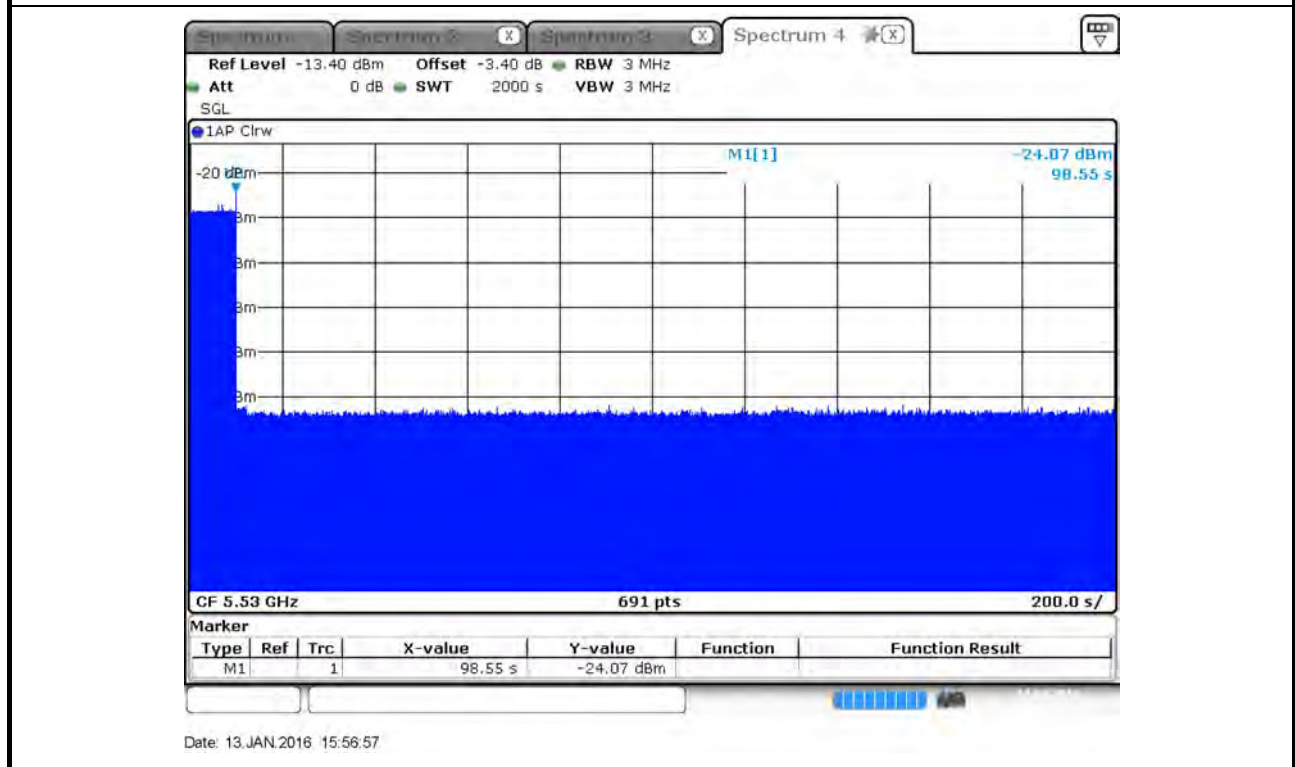
3.5.7 Test Plot of In-Service Monitoring for Non-Occupancy Period

For Master Mode:

Modulation Mode	Freq.
802.11ac (VHT80)	5530 MHz

Non-Occupancy Period

During the 30 minutes observation time, UUT did not make any transmissions on a channel after a radar signal was detected on that channel by either the Channel Availability Check or the In-Service Monitoring.



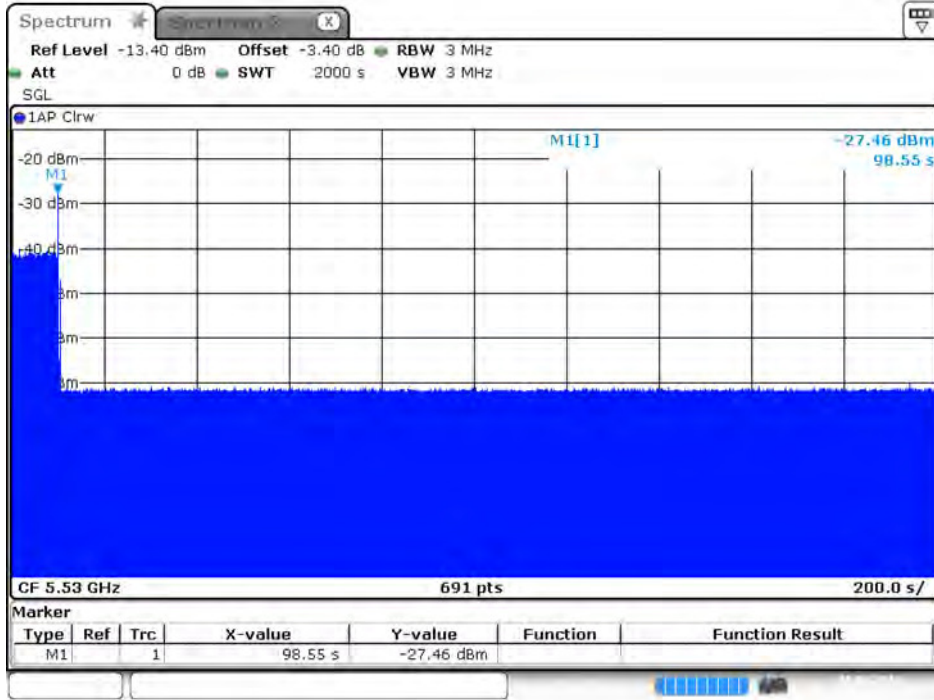


For Client without radar detection Mode:

Modulation Mode	Freq.
802.11ac (VHT80)	5530 MHz

Non-Occupancy Period

During the 30 minutes observation time, UUT did not make any transmissions on a channel after a radar signal was detected on that channel by either the Channel Availability Check or the In-Service Monitoring.



Date: 15.JAN.2016 16:40:53



3.6 Statistical Performance Check

3.6.1 Statistical Performance Check Limit

Radar Type	Minimum Percentage of Successful Detection (Pd)	Minimum Trials
1	60%	30
2	60%	30
3	60%	30
4	60%	30
Aggregate (Radar Types 1-4)	80%	120
5	80%	30
6	70%	30

The percentage of successful detection is calculated by:

$$\frac{TotalWaveformDetections}{TotalWaveformTrails} \times 100 = \text{Probability of Detection Radar Waveform}$$

In addition an aggregate minimum percentage of successful detection across all Short Pulse Radar Types 1-4 is required and is calculated as follows:

$$\frac{Pd1 + Pd2 + Pd3 + Pd4}{4}$$

3.6.2 Measuring Instruments

Refer a test equipment and calibration data table in this test report.

3.6.3 Test Procedures

Test Method
<input checked="" type="checkbox"/> For Statistical Performance Check test. Stream the MPEG test file from the Master Device to the Client Device on the test Channel for the entire period of the test. Observe the transmissions of the UUT at the end of the Burst on the Operating Channel for duration greater than 10 seconds for Short Pulse Radar Types 1-4 and 6 to ensure detection occurs. Then Observe the transmissions of the UUT at the end of the Burst on the Operating Channel for duration greater than 22 seconds for Long Pulse Radar Type 5 to ensure detection occurs. The device can utilize a test mode to demonstrate when detection occurs to prevent the need to reset the device between trial runs.



3.6.4 Test Result of Statistical Performance Check

Modulation Mode: 802.11ac (VHT20)

Type 1 Radar Statistical Performance

Trial #	Test Freq. (MHz)	Pulse Repetition Frequency Number	Pulse Repetition Frequency (Pulse Per Second)	PRI (us)	1=Detection 0=No Detection
1	5493	1	1930.5	518	1
2	5491	23	326.2	3066	1
3	5495	19	1139.0	878	1
4	5496	12	1355.0	738	1
5	5497	4	1730.1	578	1
6	5498	8	1519.8	658	1
7	5499	15	1253.1	798	1
8	5500	6	1618.1	618	1
9	5501	14	1285.3	778	1
10	5502	3	1792.1	558	1
11	5503	13	1319.3	758	1
12	5504	9	1474.9	678	0
13	5505	7	1567.4	638	0
14	5506	17	1193.3	838	1
15	5507	10	1432.7	698	1
16	5506	-	1692.0	591	1
17	5505	-	328.1	3048	1
18	5504	-	373.4	2678	1
19	5503	-	574.4	1741	0
20	5509	-	1216.5	822	1
21	5501	-	801.3	1248	1
22	5500	-	488.5	2047	0
23	5499	-	956.0	1046	1
24	5498	-	517.6	1932	1
25	5497	-	1422.5	703	1
26	5496	-	542.0	1845	1
27	5495	-	741.3	1349	1
28	5494	-	881.8	1134	1
29	5493	-	427.4	2340	1
30	5494	-	628.9	1590	1
Detection Percentage (%)					86.667
Limit					60%
Test Result					Complied



Type 2 Radar Statistical Performance

Trial #	Test Freq. (MHz)	Pulse Width (us)	PRI (us)	Pulses / Burst	1=Detection 0=No Detection
1	5493	2.6	221	23	1
2	5491	4.6	198	27	1
3	5495	1.1	184	29	1
4	5496	4.8	203	24	1
5	5497	2.4	162	25	1
6	5498	3.4	204	28	1
7	5499	2.3	170	27	0
8	5500	3.5	184	23	0
9	5501	4.9	150	27	1
10	5502	4.6	211	29	1
11	5503	2.9	158	23	1
12	5504	2.6	226	27	1
13	5505	1.6	204	26	1
14	5506	3.9	181	25	1
15	5507	4.6	202	24	0
16	5506	4.1	194	27	0
17	5505	2.3	193	28	1
18	5504	3.9	173	29	1
19	5503	4.3	188	23	1
20	5509	1.5	215	26	0
21	5501	4.9	227	27	1
22	5500	1.1	199	23	1
23	5499	4.5	155	29	1
24	5498	4.0	190	27	1
25	5497	2.4	151	23	1
26	5496	2.5	180	28	1
27	5495	2.5	228	23	1
28	5494	2.5	203	25	1
29	5493	1.5	188	25	1
30	5494	1.9	217	24	1
Detection Percentage (%)					83.333
Limit					60%
Test Result					Complied



Type 3 Radar Statistical Performance

Trial #	Test Freq. (MHz)	Pulse Width (us)	PRI (us)	Pulses / Burst	1=Detection ; 0=No Detection
1	5493	8.0	205	16	1
2	5491	6.7	382	18	1
3	5495	8.6	418	16	1
4	5496	9.4	351	17	1
5	5497	7.4	383	18	1
6	5498	9.8	232	16	0
7	5499	9.1	377	17	1
8	5500	9.6	457	16	1
9	5501	8.0	471	18	0
10	5502	9.0	304	18	1
11	5503	8.0	316	17	1
12	5504	9.8	325	16	1
13	5505	8.0	409	17	1
14	5506	9.9	200	17	1
15	5507	8.8	458	16	1
16	5506	8.0	232	18	1
17	5505	8.3	250	16	1
18	5504	8.7	270	16	1
19	5503	7.7	350	17	1
20	5509	7.1	230	16	1
21	5501	7.3	416	18	0
22	5500	7.6	498	18	1
23	5499	7.3	286	17	1
24	5498	7.3	287	16	0
25	5497	7.5	462	17	1
26	5496	6.2	300	17	1
27	5495	6.4	323	18	1
28	5494	7.1	420	16	1
29	5493	7.2	395	18	1
30	5494	8.4	377	16	1
Detection Percentage (%)					86.667
Limit					60%
Test Result					Complied



Type 4 Radar Statistical Performance

Trial #	Test Freq. (MHz)	Pulse Width (us)	PRI (us)	Pulses / Burst	1=Detection 0=No Detection
1	5493	18.0	242	15	1
2	5491	19.9	279	12	1
3	5495	12.9	487	14	1
4	5496	15.0	452	13	1
5	5497	16.3	230	12	1
6	5498	19.8	238	13	0
7	5499	18.2	420	16	1
8	5500	16.3	452	15	1
9	5501	14.2	495	12	0
10	5502	17.8	228	16	0
11	5503	19.1	211	16	1
12	5504	18.4	283	15	1
13	5505	11.8	411	12	1
14	5506	14.2	284	13	1
15	5507	13.9	202	12	1
16	5506	17.8	340	14	1
17	5505	15.6	290	16	1
18	5504	14.6	250	16	1
19	5503	14.4	484	15	1
20	5509	18.9	387	13	1
21	5501	11.1	348	15	0
22	5500	13.8	291	16	1
23	5499	14.3	295	12	1
24	5498	12.5	300	12	0
25	5497	12.5	322	14	1
26	5496	12.5	383	13	1
27	5495	15.7	322	16	1
28	5494	19.8	469	13	1
29	5493	18.6	406	15	1
30	5494	15.9	238	14	1
Detection Percentage (%)					83.333
Limit					60%
Test Result					Complied



Total Type 1~4 Radar Statistical Performance

Radar Type #	Detection Percentage (%)
1	86.667
2	83.333
3	86.667
4	83.333
Aggregate (Radar Types 1-4)	85.000
Limit	80%
Test Result	Complied



Type 5 Radar Statistical Performance

Trial #	Test Freq. (MHz)	1=Detection 0=No Detection	Trial #	Test Freq. (MHz)	1=Detection 0=No Detection	Trial #	Test Freq. (MHz)	1=Detection 0=No Detection
1	5500	1	11	5502	0	21	5492	1
2	5499	1	12	5503	1	22	5495	1
3	5498	0	13	5504	1	23	5504	1
4	5497	1	14	5505	1	24	5503	1
5	5496	1	15	5506	1	25	5502	0
6	5495	1	16	5507	1	26	5501	0
7	5494	1	17	5504	1	27	5500	1
8	5493	1	18	5505	1	28	5499	1
9	5492	1	19	5506	1	29	5498	0
10	5501	0	20	5507	1	30	5497	1
Detection Percentage (%)								80.000
Limit								80%
Test Result								Complied



Trial Number							1
Number of Bursts in Trial							8
Chirp Center Frequency							5500
Burst	No. of Pulses	Pulse Width (us)	Chirp Width (MHz)	Pulse 1-to-2 Spacing (us)	Pulse 2-to-3 Spacing (us)	Starting Location Within Interval (ms)	
1	1	62.3	8	-	-	346	
2	2	51.2	15	1745	-	1205	
3	3	93.6	5	957	1634	674	
4	3	68.2	12	1668	1573	384	
5	3	83.1	8	1188	1888	876	
6	1	56.7	18	-	-	376	
7	2	60.6	18	1874	-	1409	
8	3	75.5	13	1263	1683	1378	
Detection Check (1=Detection; 0=No Detection)							1

Trial Number							2
Number of Bursts in Trial							9
Chirp Center Frequency							5499
Burst	No. of Pulses	Pulse Width (us)	Chirp Width (MHz)	Pulse 1-to-2 Spacing (us)	Pulse 2-to-3 Spacing (us)	Starting Location Within Interval (ms)	
1	1	99.6	13	-	-	217	
2	2	54.8	15	1727	-	982	
3	3	91.1	15	1120	1826	941	
4	2	76.2	7	1638	-	477	
5	1	88.9	13	-	-	259	
6	1	83	9	-	-	892	
7	1	83.9	12	-	-	320	
8	2	55.9	15	1613	-	445	
9	1	96.1	13	-	-	779	
Detection Check (1=Detection; 0=No Detection)							1



Trial Number							3
Number of Bursts in Trial							10
Chirp Center Frequency							5498
Burst	No. of Pulses	Pulse Width (us)	Chirp Width (MHz)	Pulse 1-to-2 Spacing (us)	Pulse 2-to-3 Spacing (us)	Starting Location Within Interval (ms)	
1	2	82	6	1246	-	1017	
2	1	93.2	13	-	-	760	
3	2	61.3	13	1175	-	327	
4	1	52.8	8	-	-	824	
5	3	70.6	19	929	1076	115	
6	1	80.3	17	-	-	325	
7	1	83.2	15	-	-	679	
8	2	94	9	1805	-	888	
9	2	67	8	1486	-	849	
10	1	56.4	20	-	-	813	
Detection Check (1=Detection; 0=No Detection)							0

Trial Number							4
Number of Bursts in Trial							11
Chirp Center Frequency							5497
Burst	No. of Pulses	Pulse Width (us)	Chirp Width (MHz)	Pulse 1-to-2 Spacing (us)	Pulse 2-to-3 Spacing (us)	Starting Location Within Interval (ms)	
1	3	90.5	8	1149	1612	35	
2	3	54.5	8	1094	1525	1014	
3	1	57.1	18	-	-	827	
4	2	98.6	20	1292	-	83	
5	2	62.9	12	1433	-	676	
6	1	71.1	15	-	-	708	
7	1	96.7	5	-	-	711	
8	1	64.3	5	-	-	484	
9	3	61.2	8	1075	1524	444	
10	2	79.2	13	1877	-	797	
11	2	79.3	20	1313	-	288	
Detection Check (1=Detection; 0=No Detection)							1



Trial Number							5
Number of Bursts in Trial							12
Chirp Center Frequency							5496
Burst	No. of Pulses	Pulse Width (us)	Chirp Width (MHz)	Pulse 1-to-2 Spacing (us)	Pulse 2-to-3 Spacing (us)	Starting Location Within Interval (ms)	
1	1	89.5	13	-	-	20	
2	3	71.8	11	1446	1549	117	
3	3	53.7	15	1100	1517	485	
4	2	99.3	11	1571	-	334	
5	3	56.8	6	1594	1280	468	
6	1	97.4	11	-	-	213	
7	2	67.6	13	1831	-	14	
8	3	77.1	8	1683	1337	267	
9	1	98.5	17	-	-	544	
10	3	58.3	13	1924	1829	159	
11	1	98.4	14	-	-	380	
12	1	79.3	11	-	-	257	
Detection Check (1=Detection; 0=No Detection)							1

Trial Number							6
Number of Bursts in Trial							13
Chirp Center Frequency							5495
Burst	No. of Pulses	Pulse Width (us)	Chirp Width (MHz)	Pulse 1-to-2 Spacing (us)	Pulse 2-to-3 Spacing (us)	Starting Location Within Interval (ms)	
1	2	53.8	14	1631	-	768	
2	1	90	17	-	-	530	
3	3	87.2	18	1115	1297	157	
4	2	82	11	1728	-	892	
5	3	69.8	7	1641	1779	196	
6	2	63.1	20	1836	-	331	
7	1	59.8	6	-	-	495	
8	3	78.5	19	941	1921	546	
9	1	85.7	6	-	-	219	
10	3	67.7	9	1834	1450	534	
11	2	84.5	15	1376	-	282	
12	2	99.3	13	1570	-	486	
13	2	80.2	8	1088	-	67	
Detection Check (1=Detection; 0=No Detection)							1



Trial Number							7
Number of Bursts in Trial							14
Chirp Center Frequency							5494
Burst	No. of Pulses	Pulse Width (us)	Chirp Width (MHz)	Pulse 1-to-2 Spacing (us)	Pulse 2-to-3 Spacing (us)	Starting Location Within Interval (ms)	
1	3	80.8	10	1061	1124	389	
2	2	81	9	1479	-	234	
3	2	87.6	17	1247	-	577	
4	2	94.7	18	1041	-	572	
5	2	78	18	1267	-	313	
6	1	95.5	14	-	-	52	
7	2	97.6	15	1215	-	57	
8	3	88	9	1349	1598	171	
9	2	69.7	17	1711	-	769	
10	2	96.5	17	1431	-	168	
11	2	96.9	6	1871	-	124	
12	3	66.4	10	1824	1468	766	
13	1	78.8	10	-	-	537	
14	3	87.6	6	1080	1159	714	
Detection Check (1=Detection; 0=No Detection)							1

Trial Number							8
Number of Bursts in Trial							15
Chirp Center Frequency							5493
Burst	No. of Pulses	Pulse Width (us)	Chirp Width (MHz)	Pulse 1-to-2 Spacing (us)	Pulse 2-to-3 Spacing (us)	Starting Location Within Interval (ms)	
1	2	71.8	14	1432	-	573	
2	2	65.9	19	1762	-	314	
3	2	74.7	6	1754	-	377	
4	3	81.7	5	1133	974	216	
5	3	57.8	14	1176	1712	129	
6	1	80.6	6	-	-	341	
7	3	99.3	17	1268	1876	165	
8	1	79.8	12	-	-	618	
9	3	83	11	990	1738	589	
10	3	71.5	11	1473	1255	6	
11	1	77.4	11	-	-	127	
12	2	84.8	12	1390	-	515	
13	2	64.6	12	1653	-	148	
14	2	92.9	12	1881	-	519	
15	1	71.3	6	-	-	301	
Detection Check (1=Detection; 0=No Detection)							1



Trial Number							9
Number of Bursts in Trial							16
Chirp Center Frequency							5492
Burst	No. of Pulses	Pulse Width (us)	Chirp Width (MHz)	Pulse 1-to-2 Spacing (us)	Pulse 2-to-3 Spacing (us)	Starting Location Within Interval (ms)	
1	2	55.4	9	1318	-	383	
2	2	80.8	18	1710	-	534	
3	1	88.8	9	-	-	495	
4	2	78	12	1818	-	92	
5	1	78.5	12	-	-	108	
6	2	55	13	1219	-	123	
7	2	75.9	20	1004	-	123	
8	2	70.9	7	1820	-	546	
9	2	71.7	18	1559	-	476	
10	2	73.9	19	1232	-	235	
11	1	59.2	20	-	-	424	
12	1	55.7	9	-	-	391	
13	3	60.9	12	1144	1370	198	
14	2	60.8	14	990	-	16	
15	3	60.6	19	1526	1326	695	
16	2	89	5	1029	-	131	
Detection Check (1=Detection; 0=No Detection)							1

Trial Number							10
Number of Bursts in Trial							17
Chirp Center Frequency							5501
Burst	No. of Pulses	Pulse Width (us)	Chirp Width (MHz)	Pulse 1-to-2 Spacing (us)	Pulse 2-to-3 Spacing (us)	Starting Location Within Interval (ms)	
1	2	72.1	14	1119	-	488	
2	3	81.4	13	1142	961	451	
3	3	92.9	18	991	1147	565	
4	3	81.3	18	1793	1369	285	
5	3	76.4	20	1005	1793	79	
6	1	61.6	18	-	-	503	
7	1	66.6	19	-	-	181	
8	1	53.7	12	-	-	416	
9	2	58	8	1477	-	107	
10	2	64	18	1791	-	141	
11	2	80.3	12	1304	-	516	
12	3	77.3	5	1039	1668	372	
13	2	97.6	11	1593	-	163	
14	1	73	6	-	-	147	
15	3	65.1	8	1097	1927	102	
16	2	59.5	13	1569	-	182	
17	1	88.2	19	-	-	653	
Detection Check (1=Detection; 0=No Detection)							0



Trial Number			11			
Number of Bursts in Trial			18			
Chirp Center Frequency			5502			
Burst	No. of Pulses	Pulse Width (us)	Chirp Width (MHz)	Pulse 1-to-2 Spacing (us)	Pulse 2-to-3 Spacing (us)	Starting Location Within Interval (ms)
1	2	56.1	12	1219	-	273
2	1	83.3	7	-	-	298
3	3	79.6	17	1218	1897	159
4	2	95.8	7	1672	-	480
5	2	79.6	8	920	-	387
6	2	88.9	11	1779	-	5
7	2	81.4	8	1645	-	201
8	2	92	6	1454	-	80
9	3	96	13	1518	1121	192
10	2	65.6	11	1798	-	349
11	2	98.7	5	1360	-	416
12	2	52.9	15	1140	-	652
13	2	76.5	8	1032	-	92
14	3	73.8	18	1719	1383	502
15	3	83.7	10	1270	1216	343
16	2	89.6	10	1141	-	108
17	2	67.2	20	1455	-	272
18	3	55.7	14	1444	1475	566
Detection Check (1=Detection; 0=No Detection)						0



Trial Number			12			
Number of Bursts in Trial			19			
Chirp Center Frequency			5503			
Burst	No. of Pulses	Pulse Width (us)	Chirp Width (MHz)	Pulse 1-to-2 Spacing (us)	Pulse 2-to-3 Spacing (us)	Starting Location Within Interval (ms)
1	2	70.6	15	1040	-	575
2	2	72.9	13	1460	-	178
3	3	88.9	5	1250	1629	191
4	3	60.3	20	1757	1822	468
5	3	92.1	19	1845	1198	476
6	1	73	5	-	-	532
7	1	50.4	15	-	-	69
8	1	66.4	10	-	-	333
9	1	79.1	18	-	-	437
10	1	71.6	20	-	-	424
11	2	95.6	13	1229	-	498
12	1	74.4	9	-	-	363
13	3	55.6	17	1263	1724	123
14	2	78.3	13	1507	-	37
15	3	54.1	13	1325	1249	192
16	2	67.1	18	1584	-	311
17	2	65.8	9	1195	-	243
18	2	50.1	12	1755	-	48
19	2	87.7	18	1359	-	180
Detection Check (1=Detection; 0=No Detection)						1



Trial Number							13
Number of Bursts in Trial							20
Chirp Center Frequency							5504
Burst	No. of Pulses	Pulse Width (us)	Chirp Width (MHz)	Pulse 1-to-2 Spacing (us)	Pulse 2-to-3 Spacing (us)	Starting Location Within Interval (ms)	
1	3	79.5	7	1808	1550	274	
2	2	76.7	20	1632	-	573	
3	3	85.9	12	1305	1496	18	
4	3	86.6	14	968	1172	133	
5	2	74.9	14	1348	-	48	
6	3	82.2	20	1692	1310	156	
7	2	53.9	13	1342	-	45	
8	3	62.7	15	1839	1651	76	
9	2	86.2	6	1165	-	91	
10	1	63.1	11	-	-	391	
11	2	82.4	6	1416	-	107	
12	1	95.8	18	-	-	248	
13	2	75.7	9	993	-	482	
14	3	70.1	18	1563	1020	354	
15	3	85.8	13	1420	1084	446	
16	1	63.2	7	-	-	265	
17	1	75.1	11	-	--	147	
18	2	69.5	5	1802	-	256	
19	1	51.8	19	-	-	422	
20	2	62.3	5	1449	-	304	
Detection Check (1=Detection; 0=No Detection)							1

Trial Number							14
Number of Bursts in Trial							8
Chirp Center Frequency							5505
Burst	No. of Pulses	Pulse Width (us)	Chirp Width (MHz)	Pulse 1-to-2 Spacing (us)	Pulse 2-to-3 Spacing (us)	Starting Location Within Interval (ms)	
1	3	74.9	5	1314	1466	1289	
2	2	83.9	19	1442	-	1436	
3	2	55.8	6	1147	-	240	
4	2	59.4	6	1490	-	1455	
5	2	78.2	15	1665	-	1312	
6	2	57.3	15	1357	-	264	
7	2	76.2	11	1651	-	255	
8	3	59	7	1460	1109	1410	
Detection Check (1=Detection; 0=No Detection)							1



Trial Number							15
Number of Bursts in Trial							9
Chirp Center Frequency							5506
Burst	No. of Pulses	Pulse Width (us)	Chirp Width (MHz)	Pulse 1-to-2 Spacing (us)	Pulse 2-to-3 Spacing (us)	Starting Location Within Interval (ms)	
1	3	77.7	19	1046	1568	17	
2	2	98.2	20	1628	-	877	
3	2	95.3	8	1540	-	1066	
4	2	78.8	15	1341	-	822	
5	2	52.8	20	988	-	1020	
6	2	65.2	9	1480	-	602	
7	2	99.5	10	1867	-	884	
8	2	79.5	13	1148	-	342	
9	3	50.6	13	1030	1525	1321	
Detection Check (1=Detection; 0=No Detection)							1

Trial Number							16
Number of Bursts in Trial							10
Chirp Center Frequency							5507
Burst	No. of Pulses	Pulse Width (us)	Chirp Width (MHz)	Pulse 1-to-2 Spacing (us)	Pulse 2-to-3 Spacing (us)	Starting Location Within Interval (ms)	
1	2	97.5	11	1357	-	764	
2	2	91.8	13	1896	-	298	
3	1	78.5	5	-	-	1117	
4	1	60.1	11	-	-	1069	
5	2	96.2	10	975	-	1157	
6	2	56.6	18	1626	-	701	
7	1	77.1	20	-	-	323	
8	2	96.3	8	1682	-	307	
9	2	52.2	13	1017	-	217	
10	1	92.8	15	-	-	316	
Detection Check (1=Detection; 0=No Detection)							1



Trial Number							17
Number of Bursts in Trial							11
Chirp Center Frequency							5504
Burst	No. of Pulses	Pulse Width (us)	Chirp Width (MHz)	Pulse 1-to-2 Spacing (us)	Pulse 2-to-3 Spacing (us)	Starting Location Within Interval (ms)	
1	2	57.3	8	1220	-	792	
2	3	73.1	5	1717	1679	845	
3	2	54.1	14	967	-	112	
4	2	98.8	19	1137	-	715	
5	3	85.5	8	1068	960	301	
6	2	78.5	7	1387	-	827	
7	2	77.9	12	1869	-	506	
8	1	81.9	10	-	-	549	
9	1	50.4	9	-	-	464	
10	1	75.2	8	-	-	790	
11	2	92.7	7	1770	-	967	
Detection Check (1=Detection; 0=No Detection)							1

Trial Number							18
Number of Bursts in Trial							12
Chirp Center Frequency							5505
Burst	No. of Pulses	Pulse Width (us)	Chirp Width (MHz)	Pulse 1-to-2 Spacing (us)	Pulse 2-to-3 Spacing (us)	Starting Location Within Interval (ms)	
1	2	79.1	6	1042	-	793	
2	3	55.7	9	1327	1744	159	
3	1	95	20	-	-	734	
4	1	88.4	5	-	-	523	
5	1	92.3	15	-	-	546	
6	1	93.6	6	-	-	208	
7	2	95.1	12	1044	-	894	
8	1	59.5	17	-	-	666	
9	2	98.7	17	1422	-	640	
10	2	65.1	5	1104	-	320	
11	1	60.2	5	-	-	60	
12	1	88.7	8	-	-	823	
Detection Check (1=Detection; 0=No Detection)							1



Trial Number							19
Number of Bursts in Trial							13
Chirp Center Frequency							5506
Burst	No. of Pulses	Pulse Width (us)	Chirp Width (MHz)	Pulse 1-to-2 Spacing (us)	Pulse 2-to-3 Spacing (us)	Starting Location Within Interval (ms)	
1	1	53.9	10	-	-	226	
2	2	82.6	13	992	-	854	
3	1	87.7	8	-	-	303	
4	3	69	12	1696	1606	528	
5	1	68.6	12	-	-	220	
6	3	76.5	13	1333	1468	389	
7	2	95.8	17	1380	-	57	
8	2	55.6	19	1147	-	334	
9	2	78.6	14	1268	-	128	
10	2	65.4	17	1231	-	913	
11	2	76.6	18	1883	-	518	
12	1	93.2	6	-	-	596	
13	2	50.2	13	1836	-	61	
Detection Check (1=Detection; 0=No Detection)							1

Trial Number							20
Number of Bursts in Trial							14
Chirp Center Frequency							5507
Burst	No. of Pulses	Pulse Width (us)	Chirp Width (MHz)	Pulse 1-to-2 Spacing (us)	Pulse 2-to-3 Spacing (us)	Starting Location Within Interval (ms)	
1	1	60.9	13	-	-	142	
2	2	81.7	15	1831	-	522	
3	2	78.5	5	1396	-	790	
4	2	98.2	6	1652	-	3	
5	1	64.1	12	-	-	414	
6	3	53	18	1862	1902	157	
7	2	62.3	15	1490	-	248	
8	2	87	11	1411	-	576	
9	2	78.4	8	1090	-	737	
10	2	87.2	7	967	-	343	
11	3	71	13	1662	1841	105	
12	2	77.2	5	1557	-	601	
13	1	94.4	15	-	-	108	
14	1	90.6	13	-	-	506	
Detection Check (1=Detection; 0=No Detection)							1



Trial Number							21
Number of Bursts in Trial							15
Chirp Center Frequency							5492
Burst	No. of Pulses	Pulse Width (us)	Chirp Width (MHz)	Pulse 1-to-2 Spacing (us)	Pulse 2-to-3 Spacing (us)	Starting Location Within Interval (ms)	
1	3	76.5	8	1870	1326	385	
2	2	95.3	13	1162	-	73	
3	3	58.9	9	1586	1909	742	
4	2	73.1	13	1460	-	330	
5	2	73.1	12	1488	-	25	
6	2	75.1	5	1331	-	418	
7	3	98.5	11	936	1532	214	
8	3	72.5	13	1110	1903	387	
9	3	67.4	12	1567	1513	80	
10	2	76.1	12	1005	-	277	
11	2	94.3	17	1413	-	314	
12	2	72.8	12	1778	-	66	
13	2	90.9	14	1793	-	147	
14	3	94.8	11	1012	1742	441	
15	3	95	12	912	1641	609	
Detection Check (1=Detection; 0=No Detection)							1

Trial Number							22
Number of Bursts in Trial							16
Chirp Center Frequency							5495
Burst	No. of Pulses	Pulse Width (us)	Chirp Width (MHz)	Pulse 1-to-2 Spacing (us)	Pulse 2-to-3 Spacing (us)	Starting Location Within Interval (ms)	
1	1	96.7	9	-	-	308	
2	2	78.3	13	1045	-	27	
3	1	56.5	12	-	-	74	
4	3	88.5	14	1119	1020	629	
5	2	62.4	9	1436	-	548	
6	2	78.2	5	1147	-	341	
7	3	76.8	14	1069	1575	360	
8	2	91.6	18	978	-	602	
9	2	93.7	5	1130	-	623	
10	2	97.4	8	1100	-	256	
11	3	90.1	6	1629	1375	108	
12	2	79.9	18	1809	-	183	
13	2	83	10	1370	-	477	
14	2	89.1	13	1239	-	484	
15	2	58.3	8	1321	-	276	
16	1	85.2	13	-	-	22	
Detection Check (1=Detection; 0=No Detection)							1



Trial Number			23			
Number of Bursts in Trial			17			
Chirp Center Frequency			5504			
Burst	No. of Pulses	Pulse Width (us)	Chirp Width (MHz)	Pulse 1-to-2 Spacing (us)	Pulse 2-to-3 Spacing (us)	Starting Location Within Interval (ms)
1	3	60	10	1097	1748	56
2	3	66.3	13	1391	1430	421
3	2	88.5	15	1040	-	583
4	2	72.1	8	1526	-	161
5	1	72.3	8	-	-	450
6	2	67.3	7	1022	-	48
7	2	56.1	12	1325	-	661
8	1	83.5	11	-	-	695
9	3	99.4	13	1490	938	405
10	1	54.2	12	-	-	126
11	3	92.7	17	1251	1631	365
12	3	95.1	17	1741	1162	57
13	2	84	9	1597	-	167
14	1	68.5	18	-	-	512
15	1	76.5	20	-	-	185
16	3	86.6	11	1774	1875	457
17	2	62.2	9	1563	-	492
Detection Check (1=Detection; 0=No Detection)						1

Trial Number			24			
Number of Bursts in Trial			18			
Chirp Center Frequency			5503			
Burst	No. of Pulses	Pulse Width (us)	Chirp Width (MHz)	Pulse 1-to-2 Spacing (us)	Pulse 2-to-3 Spacing (us)	Starting Location Within Interval (ms)
1	1	86.6	19	-	-	621
2	2	95.3	17	926	-	128
3	1	76.2	12	-	-	251
4	3	71.4	19	1287	1404	269
5	3	51.7	12	1564	1339	633
6	2	77	5	1899	-	615
7	1	87.5	12	-	-	375
8	3	59	17	1327	1615	610
9	2	78.3	15	1551	-	548
10	2	89.7	5	1718	-	456
11	2	92.1	7	1403	-	12
12	2	97.3	14	1338	-	596
13	3	80.3	20	1354	1563	484
14	1	98.2	8	-	-	428
15	3	94.4	13	1795	1829	512
16	2	90.4	13	1105	-	342
17	2	73.6	19	1787	-	292
18	1	82.9	7	-	-	618
Detection Check (1=Detection; 0=No Detection)						1



Trial Number			25			
Number of Bursts in Trial			19			
Chirp Center Frequency			5502			
Burst	No. of Pulses	Pulse Width (us)	Chirp Width (MHz)	Pulse 1-to-2 Spacing (us)	Pulse 2-to-3 Spacing (us)	Starting Location Within Interval (ms)
1	1	90	18	-	-	173
2	1	65.3	19	-	-	245
3	2	82.6	10	1756	-	127
4	2	93.9	18	1557	-	287
5	2	50.5	13	1479	-	282
6	1	68	7	-	-	176
7	3	88.4	11	1244	1076	568
8	3	66.8	11	1288	1909	448
9	2	88	12	1450	-	527
10	3	51.1	6	1797	1935	195
11	2	93.8	13	1073	-	184
12	1	83.5	10	-	-	506
13	2	96.9	12	1047	-	267
14	3	87.2	18	1521	1450	243
15	2	60.1	8	1545	-	291
16	3	98	10	1842	1402	554
17	3	57	19	1665	1732	143
18	1	74.3	14	-	-	31
19	2	57.8	10	1576	-	609
Detection Check (1=Detection; 0=No Detection)						0



Trial Number							26
Number of Bursts in Trial							20
Chirp Center Frequency							5501
Burst	No. of Pulses	Pulse Width (us)	Chirp Width (MHz)	Pulse 1-to-2 Spacing (us)	Pulse 2-to-3 Spacing (us)	Starting Location Within Interval (ms)	
1	2	92.8	9	1222	-	531	
2	2	52.4	8	1547	-	168	
3	3	56.8	7	1158	1184	193	
4	1	91.2	7	-	-	565	
5	3	61.2	10	1558	1664	387	
6	3	62	7	1518	1656	391	
7	2	69	5	1531	-	327	
8	2	67.3	18	1064	-	25	
9	1	94.1	5	-	-	78	
10	2	76	17	1190	-	222	
11	2	81.9	12	1815	-	96	
12	2	57.9	8	1594	-	277	
13	3	68.3	19	1427	1540	41	
14	2	53.3	7	1713	-	48	
15	2	85.3	15	1136	-	48	
16	1	65.3	20	-	-	57	
17	3	79.8	20	923	1259	48	
18	2	56.9	20	1357	-	483	
19	2	93	9	1686	-	73	
20	2	82.8	10	944	-	352	
Detection Check (1=Detection; 0=No Detection)							0

Trial Number							27
Number of Bursts in Trial							8
Chirp Center Frequency							5500
Burst	No. of Pulses	Pulse Width (us)	Chirp Width (MHz)	Pulse 1-to-2 Spacing (us)	Pulse 2-to-3 Spacing (us)	Starting Location Within Interval (ms)	
1	3	50.9	11	1106	1077	1293	
2	2	77.8	18	1836	-	1235	
3	3	60.7	5	1069	1635	1092	
4	2	77.2	13	1916	-	1343	
5	2	91.6	13	1465	-	1466	
6	2	56.8	17	1783	-	376	
7	1	59.5	20	-	-	131	
8	1	66.5	12	-	-	1024	
Detection Check (1=Detection; 0=No Detection)							1



Trial Number							28
Number of Bursts in Trial							9
Chirp Center Frequency							5499
Burst	No. of Pulses	Pulse Width (us)	Chirp Width (MHz)	Pulse 1-to-2 Spacing (us)	Pulse 2-to-3 Spacing (us)	Starting Location Within Interval (ms)	
1	2	72	9	1092	-	965	
2	2	89.2	6	1550	-	1226	
3	1	81.2	12	-	-	277	
4	2	80.6	15	1616	-	458	
5	2	62.8	10	1812	-	748	
6	1	71	8	-	-	434	
7	2	69.3	6	1027	-	1111	
8	2	77.2	13	1076	-	638	
9	2	65.4	5	1582	-	278	
Detection Check (1=Detection; 0=No Detection)							1

Trial Number							29
Number of Bursts in Trial							10
Chirp Center Frequency							5498
Burst	No. of Pulses	Pulse Width (us)	Chirp Width (MHz)	Pulse 1-to-2 Spacing (us)	Pulse 2-to-3 Spacing (us)	Starting Location Within Interval (ms)	
1	1	51.5	19	-	-	151	
2	1	82.3	13	-	-	1071	
3	3	78.3	8	1115	1740	646	
4	2	99	14	1101	-	709	
5	3	98.8	7	1819	945	556	
6	2	80.9	19	922	-	567	
7	2	64	12	953	-	581	
8	1	79	20	-	-	798	
9	1	68	8	-	-	112	
10	2	50.4	13	1587	-	26	
Detection Check (1=Detection; 0=No Detection)							0



Trial Number		30				
Number of Bursts in Trial		11				
Chirp Center Frequency		5497				
Burst	No. of Pulses	Pulse Width (us)	Chirp Width (MHz)	Pulse 1-to-2 Spacing (us)	Pulse 2-to-3 Spacing (us)	Starting Location Within Interval (ms)
1	3	57.8	5	1324	1716	82
2	2	70.1	20	1733	-	587
3	2	95.2	13	1188	-	789
4	3	84.6	20	1042	1259	1021
5	3	96.5	7	1329	1596	16
6	2	84.3	15	1606	-	708
7	3	53.5	19	1783	1458	738
8	3	74.9	5	1599	1891	466
9	3	53.8	7	1494	1467	252
10	2	60.5	14	1319	-	464
11	1	73.3	10	-	-	845
Detection Check (1=Detection; 0=No Detection)						1



Type 6 Radar Statistical Performance

Trial #	Test Freq. (MHz)	Pulses / Hop	Pulse Width (us)	PRI (us)	1=Detection 0=No Detection
1	5500	9	1	333	1
2	5500	9	1	333	1
3	5500	9	1	333	1
4	5500	9	1	333	1
5	5500	9	1	333	1
6	5500	9	1	333	1
7	5500	9	1	333	1
8	5500	9	1	333	1
9	5500	9	1	333	1
10	5500	9	1	333	0
11	5500	9	1	333	1
12	5500	9	1	333	1
13	5500	9	1	333	1
14	5500	9	1	333	1
15	5500	9	1	333	1
16	5500	9	1	333	1
17	5500	9	1	333	1
18	5500	9	1	333	1
19	5500	9	1	333	1
20	5500	9	1	333	1
21	5500	9	1	333	1
22	5500	9	1	333	1
23	5500	9	1	333	1
24	5500	9	1	333	1
25	5500	9	1	333	1
26	5500	9	1	333	1
27	5500	9	1	333	1
28	5500	9	1	333	1
29	5500	9	1	333	1
30	5500	9	1	333	1
Detection Percentage (%)					96.667
Limit					70%
Test Result					Complied



Modulation Mode: 802.11ac (VHT40)

Type 1 Radar Statistical Performance

Trial #	Test Freq. (MHz)	Pulse Repetition Frequency Number	Pulse Repetition Frequency (Pulse Per Second)	PRI (us)	1=Detection 0=No Detection
1	5496	1	1930.5	518	1
2	5497	23	326.2	3066	1
3	5498	19	1139.0	878	1
4	5499	12	1355.0	738	1
5	5500	4	1730.1	578	1
6	5501	8	1519.8	658	1
7	5502	15	1253.1	798	1
8	5503	6	1618.1	618	1
9	5504	14	1285.3	778	1
10	5505	3	1792.1	558	1
11	5506	13	1319.3	758	1
12	5507	9	1474.9	678	1
13	5508	7	1567.4	638	0
14	5509	17	1193.3	838	1
15	5510	10	1432.7	698	1
16	5511	-	1692.0	591	1
17	5512	-	328.1	3048	1
18	5513	-	373.4	2678	0
19	5514	-	574.4	1741	1
20	5515	-	1216.5	822	1
21	5516	-	801.3	1248	1
22	5517	-	488.5	2047	1
23	5518	-	956.0	1046	1
24	5519	-	517.6	1932	0
25	5520	-	1422.5	703	1
26	5521	-	542.0	1845	1
27	5522	-	741.3	1349	1
28	5523	-	881.8	1134	1
29	5524	-	427.4	2340	1
30	5525	-	628.9	1590	1
Detection Percentage (%)					90.000
Limit					60%
Test Result					Complied



Type 2 Radar Statistical Performance

Trial #	Test Freq. (MHz)	Pulse Width (us)	PRI (us)	Pulses / Burst	1=Detection 0=No Detection
1	5496	2.6	221	23	1
2	5497	4.6	198	27	1
3	5498	1.1	184	29	1
4	5499	4.8	203	24	1
5	5500	2.4	162	25	1
6	5501	3.4	204	28	1
7	5502	2.3	170	27	0
8	5503	3.5	184	23	0
9	5504	4.9	150	27	0
10	5505	4.6	211	29	1
11	5506	2.9	158	23	1
12	5507	2.6	226	27	1
13	5508	1.6	204	26	1
14	5509	3.9	181	25	1
15	5510	4.6	202	24	1
16	5511	4.1	194	27	1
17	5512	2.3	193	28	1
18	5513	3.9	173	29	1
19	5514	4.3	188	23	1
20	5515	1.5	215	26	0
21	5516	4.9	227	27	1
22	5517	1.1	199	23	1
23	5518	4.5	155	29	1
24	5519	4.0	190	27	0
25	5520	2.4	151	23	1
26	5521	2.5	180	28	1
27	5522	2.5	228	23	1
28	5523	2.5	203	25	1
29	5524	1.5	188	25	1
30	5525	1.9	217	24	1
Detection Percentage (%)					83.333
Limit					60%
Test Result					Complied



Type 3 Radar Statistical Performance

Trial #	Test Freq. (MHz)	Pulse Width (us)	PRI (us)	Pulses / Burst	1=Detection 0=No Detection
1	5496	8.0	205	16	1
2	5497	6.7	382	18	1
3	5498	8.6	418	16	1
4	5499	9.4	351	17	1
5	5500	7.4	383	18	1
6	5501	9.8	232	16	1
7	5502	9.1	377	17	1
8	5503	9.6	457	16	1
9	5504	8.0	471	18	0
10	5505	9.0	304	18	0
11	5506	8.0	316	17	1
12	5507	9.8	325	16	1
13	5508	8.0	409	17	1
14	5509	9.9	200	17	1
15	5510	8.8	458	16	1
16	5511	8.0	232	18	0
17	5512	8.3	250	16	1
18	5529	8.7	270	16	1
19	5514	7.7	350	17	1
20	5515	7.1	230	16	1
21	5516	7.3	416	18	1
22	5517	7.6	498	18	1
23	5492	7.3	286	17	0
24	5519	7.3	287	16	1
25	5520	7.5	462	17	1
26	5521	6.2	300	17	1
27	5522	6.4	323	18	1
28	5523	7.1	420	16	1
29	5524	7.2	395	18	1
30	5525	8.4	377	16	1
Detection Percentage (%)					86.667
Limit					60%
Test Result					Complied



Type 4 Radar Statistical Performance

Trial #	Test Freq. (MHz)	Pulse Width (us)	PRI (us)	Pulses / Burst	1=Detection 0=No Detection
1	5496	18.0	242	15	1
2	5497	19.9	279	12	1
3	5498	12.9	487	14	1
4	5499	15.0	452	13	1
5	5500	16.3	230	12	1
6	5501	19.8	238	13	1
7	5502	18.2	420	16	0
8	5529	16.3	452	15	1
9	5504	14.2	495	12	1
10	5505	17.8	228	16	1
11	5506	19.1	211	16	1
12	5507	18.4	283	15	1
13	5508	11.8	411	12	0
14	5509	14.2	284	13	1
15	5510	13.9	202	12	1
16	5511	17.8	340	14	1
17	5512	15.6	290	16	1
18	5513	14.6	250	16	1
19	5514	14.4	484	15	0
20	5515	18.9	387	13	1
21	5516	11.1	348	15	1
22	5517	13.8	291	16	1
23	5518	14.3	295	12	1
24	5519	12.5	300	12	0
25	5520	12.5	322	14	1
26	5521	12.5	383	13	1
27	5522	15.7	322	16	1
28	5523	19.8	469	13	0
29	5524	18.6	406	15	1
30	5492	15.9	238	14	1
Detection Percentage (%)					83.333
Limit					60%
Test Result					Complied



Total Type 1~4 Radar Statistical Performance

Radar Type #	Detection Percentage (%)
1	90.000
2	83.333
3	86.667
4	83.333
Aggregate (Radar Types 1-4)	85.833
Limit	80%
Test Result	Complied



Type 5 Radar Statistical Performance

Trial #	Test Freq. (MHz)	1=Detection 0=No Detection	Trial #	Test Freq. (MHz)	1=Detection 0=No Detection	Trial #	Test Freq. (MHz)	1=Detection 0=No Detection
1	5496	0	11	5506	1	21	5516	1
2	5497	0	12	5507	1	22	5517	1
3	5498	1	13	5508	1	23	5518	1
4	5499	1	14	5509	0	24	5519	1
5	5500	1	15	5510	1	25	5520	1
6	5501	1	16	5511	1	26	5521	1
7	5502	1	17	5512	1	27	5522	0
8	5503	1	18	5513	1	28	5523	1
9	5504	1	19	5514	1	29	5525	0
10	5505	1	20	5515	1	30	5495	0
Detection Percentage (%)								80.000
Limit								80%
Test Result								Complied



Trial Number							1
Number of Bursts in Trial							8
Chirp Center Frequency							5496
Burst	No. of Pulses	Pulse Width (us)	Chirp Width (MHz)	Pulse 1-to-2 Spacing (us)	Pulse 2-to-3 Spacing (us)	Starting Location Within Interval (ms)	
1	1	62.3	8	-	-	346	
2	2	51.2	15	1745	-	1205	
3	3	93.6	5	957	1634	674	
4	3	68.2	12	1668	1573	384	
5	3	83.1	8	1188	1888	876	
6	1	56.7	18	-	-	376	
7	2	60.6	18	1874	-	1409	
8	3	75.5	13	1263	1683	1378	
Detection Check (1=Detection; 0=No Detection)							0

Trial Number							2
Number of Bursts in Trial							9
Chirp Center Frequency							5497
Burst	No. of Pulses	Pulse Width (us)	Chirp Width (MHz)	Pulse 1-to-2 Spacing (us)	Pulse 2-to-3 Spacing (us)	Starting Location Within Interval (ms)	
1	1	99.6	13	-	-	217	
2	2	54.8	15	1727	-	982	
3	3	91.1	15	1120	1826	941	
4	2	76.2	7	1638	-	477	
5	1	88.9	13	-	-	259	
6	1	83	9	-	-	892	
7	1	83.9	12	-	-	320	
8	2	55.9	15	1613	-	445	
9	1	96.1	13	-	-	779	
Detection Check (1=Detection; 0=No Detection)							0



Trial Number							3
Number of Bursts in Trial							10
Chirp Center Frequency							5498
Burst	No. of Pulses	Pulse Width (us)	Chirp Width (MHz)	Pulse 1-to-2 Spacing (us)	Pulse 2-to-3 Spacing (us)	Starting Location Within Interval (ms)	
1	2	82	6	1246	-	1017	
2	1	93.2	13	-	-	760	
3	2	61.3	13	1175	-	327	
4	1	52.8	8	-	-	824	
5	3	70.6	19	929	1076	115	
6	1	80.3	17	-	-	325	
7	1	83.2	15	-	-	679	
8	2	94	9	1805	-	888	
9	2	67	8	1486	-	849	
10	1	56.4	20	-	-	813	
Detection Check (1=Detection; 0=No Detection)							1

Trial Number							4
Number of Bursts in Trial							11
Chirp Center Frequency							5499
Burst	No. of Pulses	Pulse Width (us)	Chirp Width (MHz)	Pulse 1-to-2 Spacing (us)	Pulse 2-to-3 Spacing (us)	Starting Location Within Interval (ms)	
1	3	90.5	8	1149	1612	35	
2	3	54.5	8	1094	1525	1014	
3	1	57.1	18	-	-	827	
4	2	98.6	20	1292	-	83	
5	2	62.9	12	1433	-	676	
6	1	71.1	15	-	-	708	
7	1	96.7	5	-	-	711	
8	1	64.3	5	-	-	484	
9	3	61.2	8	1075	1524	444	
10	2	79.2	13	1877	-	797	
11	2	79.3	20	1313	-	288	
Detection Check (1=Detection; 0=No Detection)							1



Trial Number							5
Number of Bursts in Trial							12
Chirp Center Frequency							5500
Burst	No. of Pulses	Pulse Width (us)	Chirp Width (MHz)	Pulse 1-to-2 Spacing (us)	Pulse 2-to-3 Spacing (us)	Starting Location Within Interval (ms)	
1	1	89.5	13	-	-	20	
2	3	71.8	11	1446	1549	117	
3	3	53.7	15	1100	1517	485	
4	2	99.3	11	1571	-	334	
5	3	56.8	6	1594	1280	468	
6	1	97.4	11	-	-	213	
7	2	67.6	13	1831	-	14	
8	3	77.1	8	1683	1337	267	
9	1	98.5	17	-	-	544	
10	3	58.3	13	1924	1829	159	
11	1	98.4	14	-	-	380	
12	1	79.3	11	-	-	257	
Detection Check (1=Detection; 0=No Detection)							1

Trial Number							6
Number of Bursts in Trial							13
Chirp Center Frequency							5501
Burst	No. of Pulses	Pulse Width (us)	Chirp Width (MHz)	Pulse 1-to-2 Spacing (us)	Pulse 2-to-3 Spacing (us)	Starting Location Within Interval (ms)	
1	2	53.8	14	1631	-	768	
2	1	90	17	-	-	530	
3	3	87.2	18	1115	1297	157	
4	2	82	11	1728	-	892	
5	3	69.8	7	1641	1779	196	
6	2	63.1	20	1836	-	331	
7	1	59.8	6	-	-	495	
8	3	78.5	19	941	1921	546	
9	1	85.7	6	-	-	219	
10	3	67.7	9	1834	1450	534	
11	2	84.5	15	1376	-	282	
12	2	99.3	13	1570	-	486	
13	2	80.2	8	1088	-	67	
Detection Check (1=Detection; 0=No Detection)							1



Trial Number							7
Number of Bursts in Trial							14
Chirp Center Frequency							5502
Burst	No. of Pulses	Pulse Width (us)	Chirp Width (MHz)	Pulse 1-to-2 Spacing (us)	Pulse 2-to-3 Spacing (us)	Starting Location Within Interval (ms)	
1	3	80.8	10	1061	1124	389	
2	2	81	9	1479	-	234	
3	2	87.6	17	1247	-	577	
4	2	94.7	18	1041	-	572	
5	2	78	18	1267	-	313	
6	1	95.5	14	-	-	52	
7	2	97.6	15	1215	-	57	
8	3	88	9	1349	1598	171	
9	2	69.7	17	1711	-	769	
10	2	96.5	17	1431	-	168	
11	2	96.9	6	1871	-	124	
12	3	66.4	10	1824	1468	766	
13	1	78.8	10	-	-	537	
14	3	87.6	6	1080	1159	714	
Detection Check (1=Detection; 0=No Detection)							1

Trial Number							8
Number of Bursts in Trial							15
Chirp Center Frequency							5503
Burst	No. of Pulses	Pulse Width (us)	Chirp Width (MHz)	Pulse 1-to-2 Spacing (us)	Pulse 2-to-3 Spacing (us)	Starting Location Within Interval (ms)	
1	2	71.8	14	1432	-	573	
2	2	65.9	19	1762	-	314	
3	2	74.7	6	1754	-	377	
4	3	81.7	5	1133	974	216	
5	3	57.8	14	1176	1712	129	
6	1	80.6	6	-	-	341	
7	3	99.3	17	1268	1876	165	
8	1	79.8	12	-	-	618	
9	3	83	11	990	1738	589	
10	3	71.5	11	1473	1255	6	
11	1	77.4	11	-	-	127	
12	2	84.8	12	1390	-	515	
13	2	64.6	12	1653	-	148	
14	2	92.9	12	1881	-	519	
15	1	71.3	6	-	-	301	
Detection Check (1=Detection; 0=No Detection)							1



Trial Number							9
Number of Bursts in Trial							16
Chirp Center Frequency							5504
Burst	No. of Pulses	Pulse Width (us)	Chirp Width (MHz)	Pulse 1-to-2 Spacing (us)	Pulse 2-to-3 Spacing (us)	Starting Location Within Interval (ms)	
1	2	55.4	9	1318	-	383	
2	2	80.8	18	1710	-	534	
3	1	88.8	9	-	-	495	
4	2	78	12	1818	-	92	
5	1	78.5	12	-	-	108	
6	2	55	13	1219	-	123	
7	2	75.9	20	1004	-	123	
8	2	70.9	7	1820	-	546	
9	2	71.7	18	1559	-	476	
10	2	73.9	19	1232	-	235	
11	1	59.2	20	-	-	424	
12	1	55.7	9	-	-	391	
13	3	60.9	12	1144	1370	198	
14	2	60.8	14	990	-	16	
15	3	60.6	19	1526	1326	695	
16	2	89	5	1029	-	131	
Detection Check (1=Detection; 0=No Detection)							1

Trial Number							10
Number of Bursts in Trial							17
Chirp Center Frequency							5505
Burst	No. of Pulses	Pulse Width (us)	Chirp Width (MHz)	Pulse 1-to-2 Spacing (us)	Pulse 2-to-3 Spacing (us)	Starting Location Within Interval (ms)	
1	2	72.1	14	1119	-	488	
2	3	81.4	13	1142	961	451	
3	3	92.9	18	991	1147	565	
4	3	81.3	18	1793	1369	285	
5	3	76.4	20	1005	1793	79	
6	1	61.6	18	-	-	503	
7	1	66.6	19	-	-	181	
8	1	53.7	12	-	-	416	
9	2	58	8	1477	-	107	
10	2	64	18	1791	-	141	
11	2	80.3	12	1304	-	516	
12	3	77.3	5	1039	1668	372	
13	2	97.6	11	1593	-	163	
14	1	73	6	-	-	147	
15	3	65.1	8	1097	1927	102	
16	2	59.5	13	1569	-	182	
17	1	88.2	19	-	-	653	
Detection Check (1=Detection; 0=No Detection)							1



Trial Number				11		
Number of Bursts in Trial				18		
Chirp Center Frequency				5506		
Burst	No. of Pulses	Pulse Width (us)	Chirp Width (MHz)	Pulse 1-to-2 Spacing (us)	Pulse 2-to-3 Spacing (us)	Starting Location Within Interval (ms)
1	2	56.1	12	1219	-	273
2	1	83.3	7	-	-	298
3	3	79.6	17	1218	1897	159
4	2	95.8	7	1672	-	480
5	2	79.6	8	920	-	387
6	2	88.9	11	1779	-	5
7	2	81.4	8	1645	-	201
8	2	92	6	1454	-	80
9	3	96	13	1518	1121	192
10	2	65.6	11	1798	-	349
11	2	98.7	5	1360	-	416
12	2	52.9	15	1140	-	652
13	2	76.5	8	1032	-	92
14	3	73.8	18	1719	1383	502
15	3	83.7	10	1270	1216	343
16	2	89.6	10	1141	-	108
17	2	67.2	20	1455	-	272
18	3	55.7	14	1444	1475	566
Detection Check (1=Detection; 0=No Detection)						1



Trial Number			12			
Number of Bursts in Trial			19			
Chirp Center Frequency			5507			
Burst	No. of Pulses	Pulse Width (us)	Chirp Width (MHz)	Pulse 1-to-2 Spacing (us)	Pulse 2-to-3 Spacing (us)	Starting Location Within Interval (ms)
1	2	70.6	15	1040	-	575
2	2	72.9	13	1460	-	178
3	3	88.9	5	1250	1629	191
4	3	60.3	20	1757	1822	468
5	3	92.1	19	1845	1198	476
6	1	73	5	-	-	532
7	1	50.4	15	-	-	69
8	1	66.4	10	-	-	333
9	1	79.1	18	-	-	437
10	1	71.6	20	-	-	424
11	2	95.6	13	1229	-	498
12	1	74.4	9	-	-	363
13	3	55.6	17	1263	1724	123
14	2	78.3	13	1507	-	37
15	3	54.1	13	1325	1249	192
16	2	67.1	18	1584	-	311
17	2	65.8	9	1195	-	243
18	2	50.1	12	1755	-	48
19	2	87.7	18	1359	-	180
Detection Check (1=Detection; 0=No Detection)						1



Trial Number							13
Number of Bursts in Trial							20
Chirp Center Frequency							5508
Burst	No. of Pulses	Pulse Width (us)	Chirp Width (MHz)	Pulse 1-to-2 Spacing (us)	Pulse 2-to-3 Spacing (us)	Starting Location Within Interval (ms)	
1	3	79.5	7	1808	1550	274	
2	2	76.7	20	1632	-	573	
3	3	85.9	12	1305	1496	18	
4	3	86.6	14	968	1172	133	
5	2	74.9	14	1348	-	48	
6	3	82.2	20	1692	1310	156	
7	2	53.9	13	1342	-	45	
8	3	62.7	15	1839	1651	76	
9	2	86.2	6	1165	-	91	
10	1	63.1	11	-	-	391	
11	2	82.4	6	1416	-	107	
12	1	95.8	18	-	-	248	
13	2	75.7	9	993	-	482	
14	3	70.1	18	1563	1020	354	
15	3	85.8	13	1420	1084	446	
16	1	63.2	7	-	-	265	
17	1	75.1	11	-	--	147	
18	2	69.5	5	1802	-	256	
19	1	51.8	19	-	-	422	
20	2	62.3	5	1449	-	304	
Detection Check (1=Detection; 0=No Detection)							1

Trial Number							14
Number of Bursts in Trial							8
Chirp Center Frequency							5509
Burst	No. of Pulses	Pulse Width (us)	Chirp Width (MHz)	Pulse 1-to-2 Spacing (us)	Pulse 2-to-3 Spacing (us)	Starting Location Within Interval (ms)	
1	3	74.9	5	1314	1466	1289	
2	2	83.9	19	1442	-	1436	
3	2	55.8	6	1147	-	240	
4	2	59.4	6	1490	-	1455	
5	2	78.2	15	1665	-	1312	
6	2	57.3	15	1357	-	264	
7	2	76.2	11	1651	-	255	
8	3	59	7	1460	1109	1410	
Detection Check (1=Detection; 0=No Detection)							0



Trial Number							15
Number of Bursts in Trial							9
Chirp Center Frequency							5510
Burst	No. of Pulses	Pulse Width (us)	Chirp Width (MHz)	Pulse 1-to-2 Spacing (us)	Pulse 2-to-3 Spacing (us)	Starting Location Within Interval (ms)	
1	3	77.7	19	1046	1568	17	
2	2	98.2	20	1628	-	877	
3	2	95.3	8	1540	-	1066	
4	2	78.8	15	1341	-	822	
5	2	52.8	20	988	-	1020	
6	2	65.2	9	1480	-	602	
7	2	99.5	10	1867	-	884	
8	2	79.5	13	1148	-	342	
9	3	50.6	13	1030	1525	1321	
Detection Check (1=Detection; 0=No Detection)							1

Trial Number							16
Number of Bursts in Trial							10
Chirp Center Frequency							5511
Burst	No. of Pulses	Pulse Width (us)	Chirp Width (MHz)	Pulse 1-to-2 Spacing (us)	Pulse 2-to-3 Spacing (us)	Starting Location Within Interval (ms)	
1	2	97.5	11	1357	-	764	
2	2	91.8	13	1896	-	298	
3	1	78.5	5	-	-	1117	
4	1	60.1	11	-	-	1069	
5	2	96.2	10	975	-	1157	
6	2	56.6	18	1626	-	701	
7	1	77.1	20	-	-	323	
8	2	96.3	8	1682	-	307	
9	2	52.2	13	1017	-	217	
10	1	92.8	15	-	-	316	
Detection Check (1=Detection; 0=No Detection)							1



Trial Number							17
Number of Bursts in Trial							11
Chirp Center Frequency							5512
Burst	No. of Pulses	Pulse Width (us)	Chirp Width (MHz)	Pulse 1-to-2 Spacing (us)	Pulse 2-to-3 Spacing (us)	Starting Location Within Interval (ms)	
1	2	57.3	8	1220	-	792	
2	3	73.1	5	1717	1679	845	
3	2	54.1	14	967	-	112	
4	2	98.8	19	1137	-	715	
5	3	85.5	8	1068	960	301	
6	2	78.5	7	1387	-	827	
7	2	77.9	12	1869	-	506	
8	1	81.9	10	-	-	549	
9	1	50.4	9	-	-	464	
10	1	75.2	8	-	-	790	
11	2	92.7	7	1770	-	967	
Detection Check (1=Detection; 0=No Detection)							1

Trial Number							18
Number of Bursts in Trial							12
Chirp Center Frequency							5513
Burst	No. of Pulses	Pulse Width (us)	Chirp Width (MHz)	Pulse 1-to-2 Spacing (us)	Pulse 2-to-3 Spacing (us)	Starting Location Within Interval (ms)	
1	2	79.1	6	1042	-	793	
2	3	55.7	9	1327	1744	159	
3	1	95	20	-	-	734	
4	1	88.4	5	-	-	523	
5	1	92.3	15	-	-	546	
6	1	93.6	6	-	-	208	
7	2	95.1	12	1044	-	894	
8	1	59.5	17	-	-	666	
9	2	98.7	17	1422	-	640	
10	2	65.1	5	1104	-	320	
11	1	60.2	5	-	-	60	
12	1	88.7	8	-	-	823	
Detection Check (1=Detection; 0=No Detection)							1



Trial Number							19
Number of Bursts in Trial							13
Chirp Center Frequency							5514
Burst	No. of Pulses	Pulse Width (us)	Chirp Width (MHz)	Pulse 1-to-2 Spacing (us)	Pulse 2-to-3 Spacing (us)	Starting Location Within Interval (ms)	
1	1	53.9	10	-	-	226	
2	2	82.6	13	992	-	854	
3	1	87.7	8	-	-	303	
4	3	69	12	1696	1606	528	
5	1	68.6	12	-	-	220	
6	3	76.5	13	1333	1468	389	
7	2	95.8	17	1380	-	57	
8	2	55.6	19	1147	-	334	
9	2	78.6	14	1268	-	128	
10	2	65.4	17	1231	-	913	
11	2	76.6	18	1883	-	518	
12	1	93.2	6	-	-	596	
13	2	50.2	13	1836	-	61	
Detection Check (1=Detection; 0=No Detection)							1

Trial Number							20
Number of Bursts in Trial							14
Chirp Center Frequency							5515
Burst	No. of Pulses	Pulse Width (us)	Chirp Width (MHz)	Pulse 1-to-2 Spacing (us)	Pulse 2-to-3 Spacing (us)	Starting Location Within Interval (ms)	
1	1	60.9	13	-	-	142	
2	2	81.7	15	1831	-	522	
3	2	78.5	5	1396	-	790	
4	2	98.2	6	1652	-	3	
5	1	64.1	12	-	-	414	
6	3	53	18	1862	1902	157	
7	2	62.3	15	1490	-	248	
8	2	87	11	1411	-	576	
9	2	78.4	8	1090	-	737	
10	2	87.2	7	967	-	343	
11	3	71	13	1662	1841	105	
12	2	77.2	5	1557	-	601	
13	1	94.4	15	-	-	108	
14	1	90.6	13	-	-	506	
Detection Check (1=Detection; 0=No Detection)							1



Trial Number							21
Number of Bursts in Trial							15
Chirp Center Frequency							5516
Burst	No. of Pulses	Pulse Width (us)	Chirp Width (MHz)	Pulse 1-to-2 Spacing (us)	Pulse 2-to-3 Spacing (us)	Starting Location Within Interval (ms)	
1	3	76.5	8	1870	1326	385	
2	2	95.3	13	1162	-	73	
3	3	58.9	9	1586	1909	742	
4	2	73.1	13	1460	-	330	
5	2	73.1	12	1488	-	25	
6	2	75.1	5	1331	-	418	
7	3	98.5	11	936	1532	214	
8	3	72.5	13	1110	1903	387	
9	3	67.4	12	1567	1513	80	
10	2	76.1	12	1005	-	277	
11	2	94.3	17	1413	-	314	
12	2	72.8	12	1778	-	66	
13	2	90.9	14	1793	-	147	
14	3	94.8	11	1012	1742	441	
15	3	95	12	912	1641	609	
Detection Check (1=Detection; 0=No Detection)							1

Trial Number							22
Number of Bursts in Trial							16
Chirp Center Frequency							5517
Burst	No. of Pulses	Pulse Width (us)	Chirp Width (MHz)	Pulse 1-to-2 Spacing (us)	Pulse 2-to-3 Spacing (us)	Starting Location Within Interval (ms)	
1	1	96.7	9	-	-	308	
2	2	78.3	13	1045	-	27	
3	1	56.5	12	-	-	74	
4	3	88.5	14	1119	1020	629	
5	2	62.4	9	1436	-	548	
6	2	78.2	5	1147	-	341	
7	3	76.8	14	1069	1575	360	
8	2	91.6	18	978	-	602	
9	2	93.7	5	1130	-	623	
10	2	97.4	8	1100	-	256	
11	3	90.1	6	1629	1375	108	
12	2	79.9	18	1809	-	183	
13	2	83	10	1370	-	477	
14	2	89.1	13	1239	-	484	
15	2	58.3	8	1321	-	276	
16	1	85.2	13	-	-	22	
Detection Check (1=Detection; 0=No Detection)							1



Trial Number							23
Number of Bursts in Trial							17
Chirp Center Frequency							5518
Burst	No. of Pulses	Pulse Width (us)	Chirp Width (MHz)	Pulse 1-to-2 Spacing (us)	Pulse 2-to-3 Spacing (us)	Starting Location Within Interval (ms)	
1	3	60	10	1097	1748	56	
2	3	66.3	13	1391	1430	421	
3	2	88.5	15	1040	-	583	
4	2	72.1	8	1526	-	161	
5	1	72.3	8	-	-	450	
6	2	67.3	7	1022	-	48	
7	2	56.1	12	1325	-	661	
8	1	83.5	11	-	-	695	
9	3	99.4	13	1490	938	405	
10	1	54.2	12	-	-	126	
11	3	92.7	17	1251	1631	365	
12	3	95.1	17	1741	1162	57	
13	2	84	9	1597	-	167	
14	1	68.5	18	-	-	512	
15	1	76.5	20	-	-	185	
16	3	86.6	11	1774	1875	457	
17	2	62.2	9	1563	-	492	
Detection Check (1=Detection; 0=No Detection)							1

Trial Number							24
Number of Bursts in Trial							18
Chirp Center Frequency							5519
Burst	No. of Pulses	Pulse Width (us)	Chirp Width (MHz)	Pulse 1-to-2 Spacing (us)	Pulse 2-to-3 Spacing (us)	Starting Location Within Interval (ms)	
1	1	86.6	19	-	-	621	
2	2	95.3	17	926	-	128	
3	1	76.2	12	-	-	251	
4	3	71.4	19	1287	1404	269	
5	3	51.7	12	1564	1339	633	
6	2	77	5	1899	-	615	
7	1	87.5	12	-	-	375	
8	3	59	17	1327	1615	610	
9	2	78.3	15	1551	-	548	
10	2	89.7	5	1718	-	456	
11	2	92.1	7	1403	-	12	
12	2	97.3	14	1338	-	596	
13	3	80.3	20	1354	1563	484	
14	1	98.2	8	-	-	428	
15	3	94.4	13	1795	1829	512	
16	2	90.4	13	1105	-	342	
17	2	73.6	19	1787	-	292	
18	1	82.9	7	-	-	618	
Detection Check (1=Detection; 0=No Detection)							1



Trial Number			25			
Number of Bursts in Trial			19			
Chirp Center Frequency			5520			
Burst	No. of Pulses	Pulse Width (us)	Chirp Width (MHz)	Pulse 1-to-2 Spacing (us)	Pulse 2-to-3 Spacing (us)	Starting Location Within Interval (ms)
1	1	90	18	-	-	173
2	1	65.3	19	-	-	245
3	2	82.6	10	1756	-	127
4	2	93.9	18	1557	-	287
5	2	50.5	13	1479	-	282
6	1	68	7	-	-	176
7	3	88.4	11	1244	1076	568
8	3	66.8	11	1288	1909	448
9	2	88	12	1450	-	527
10	3	51.1	6	1797	1935	195
11	2	93.8	13	1073	-	184
12	1	83.5	10	-	-	506
13	2	96.9	12	1047	-	267
14	3	87.2	18	1521	1450	243
15	2	60.1	8	1545	-	291
16	3	98	10	1842	1402	554
17	3	57	19	1665	1732	143
18	1	74.3	14	-	-	31
19	2	57.8	10	1576	-	609
Detection Check (1=Detection; 0=No Detection)						1



Trial Number							26
Number of Bursts in Trial							20
Chirp Center Frequency							5521
Burst	No. of Pulses	Pulse Width (us)	Chirp Width (MHz)	Pulse 1-to-2 Spacing (us)	Pulse 2-to-3 Spacing (us)	Starting Location Within Interval (ms)	
1	2	92.8	9	1222	-	531	
2	2	52.4	8	1547	-	168	
3	3	56.8	7	1158	1184	193	
4	1	91.2	7	-	-	565	
5	3	61.2	10	1558	1664	387	
6	3	62	7	1518	1656	391	
7	2	69	5	1531	-	327	
8	2	67.3	18	1064	-	25	
9	1	94.1	5	-	-	78	
10	2	76	17	1190	-	222	
11	2	81.9	12	1815	-	96	
12	2	57.9	8	1594	-	277	
13	3	68.3	19	1427	1540	41	
14	2	53.3	7	1713	-	48	
15	2	85.3	15	1136	-	48	
16	1	65.3	20	-	-	57	
17	3	79.8	20	923	1259	48	
18	2	56.9	20	1357	-	483	
19	2	93	9	1686	-	73	
20	2	82.8	10	944	-	352	
Detection Check (1=Detection; 0=No Detection)							1

Trial Number							27
Number of Bursts in Trial							8
Chirp Center Frequency							5522
Burst	No. of Pulses	Pulse Width (us)	Chirp Width (MHz)	Pulse 1-to-2 Spacing (us)	Pulse 2-to-3 Spacing (us)	Starting Location Within Interval (ms)	
1	3	50.9	11	1106	1077	1293	
2	2	77.8	18	1836	-	1235	
3	3	60.7	5	1069	1635	1092	
4	2	77.2	13	1916	-	1343	
5	2	91.6	13	1465	-	1466	
6	2	56.8	17	1783	-	376	
7	1	59.5	20	-	-	131	
8	1	66.5	12	-	-	1024	
Detection Check (1=Detection; 0=No Detection)							0



Trial Number							28
Number of Bursts in Trial							9
Chirp Center Frequency							5523
Burst	No. of Pulses	Pulse Width (us)	Chirp Width (MHz)	Pulse 1-to-2 Spacing (us)	Pulse 2-to-3 Spacing (us)	Starting Location Within Interval (ms)	
1	2	72	9	1092	-	965	
2	2	89.2	6	1550	-	1226	
3	1	81.2	12	-	-	277	
4	2	80.6	15	1616	-	458	
5	2	62.8	10	1812	-	748	
6	1	71	8	-	-	434	
7	2	69.3	6	1027	-	1111	
8	2	77.2	13	1076	-	638	
9	2	65.4	5	1582	-	278	
Detection Check (1=Detection; 0=No Detection)							1

Trial Number							29
Number of Bursts in Trial							10
Chirp Center Frequency							5525
Burst	No. of Pulses	Pulse Width (us)	Chirp Width (MHz)	Pulse 1-to-2 Spacing (us)	Pulse 2-to-3 Spacing (us)	Starting Location Within Interval (ms)	
1	1	51.5	19	-	-	151	
2	1	82.3	13	-	-	1071	
3	3	78.3	8	1115	1740	646	
4	2	99	14	1101	-	709	
5	3	98.8	7	1819	945	556	
6	2	80.9	19	922	-	567	
7	2	64	12	953	-	581	
8	1	79	20	-	-	798	
9	1	68	8	-	-	112	
10	2	50.4	13	1587	-	26	
Detection Check (1=Detection; 0=No Detection)							0



Trial Number			30			
Number of Bursts in Trial			11			
Chirp Center Frequency			5495			
Burst	No. of Pulses	Pulse Width (us)	Chirp Width (MHz)	Pulse 1-to-2 Spacing (us)	Pulse 2-to-3 Spacing (us)	Starting Location Within Interval (ms)
1	3	57.8	5	1324	1716	82
2	2	70.1	20	1733	-	587
3	2	95.2	13	1188	-	789
4	3	84.6	20	1042	1259	1021
5	3	96.5	7	1329	1596	16
6	2	84.3	15	1606	-	708
7	3	53.5	19	1783	1458	738
8	3	74.9	5	1599	1891	466
9	3	53.8	7	1494	1467	252
10	2	60.5	14	1319	-	464
11	1	73.3	10	-	-	845
Detection Check (1=Detection; 0=No Detection)						0



Type 6 Radar Statistical Performance

Trial #	Test Freq. (MHz)	Pulses / Hop	Pulse Width (us)	PRI (us)	1=Detection 0=No Detection
1	5510	9	1	333	1
2	5510	9	1	333	1
3	5510	9	1	333	1
4	5510	9	1	333	1
5	5510	9	1	333	1
6	5510	9	1	333	1
7	5510	9	1	333	1
8	5510	9	1	333	1
9	5510	9	1	333	1
10	5510	9	1	333	1
11	5510	9	1	333	1
12	5510	9	1	333	1
13	5510	9	1	333	1
14	5510	9	1	333	1
15	5510	9	1	333	1
16	5510	9	1	333	1
17	5510	9	1	333	1
18	5510	9	1	333	1
19	5510	9	1	333	1
20	5510	9	1	333	1
21	5510	9	1	333	1
22	5510	9	1	333	1
23	5510	9	1	333	1
24	5510	9	1	333	1
25	5510	9	1	333	1
26	5510	9	1	333	1
27	5510	9	1	333	1
28	5510	9	1	333	1
29	5510	9	1	333	0
30	5510	9	1	333	1
Detection Percentage (%)					96.667
Limit					70%
Test Result					Complied



Modulation Mode: 802.11ac (VHT80)

Type 1 Radar Statistical Performance

Trial #	Test Freq. (MHz)	Pulse Repetition Frequency Number	Pulse Repetition Frequency (Pulse Per Second)	PRI (us)	1=Detection 0=No Detection
1	5516	1	1930.5	518	1
2	5517	23	326.2	3066	1
3	5518	19	1139.0	878	1
4	5519	12	1355.0	738	1
5	5520	4	1730.1	578	1
6	5521	8	1519.8	658	1
7	5522	15	1253.1	798	1
8	5523	6	1618.1	618	1
9	5524	14	1285.3	778	1
10	5525	3	1792.1	558	1
11	5526	13	1319.3	758	0
12	5527	9	1474.9	678	1
13	5528	7	1567.4	638	1
14	5529	17	1193.3	838	1
15	5530	10	1432.7	698	1
16	5531	-	1692.0	591	1
17	5532	-	328.1	3048	1
18	5533	-	373.4	2678	1
19	5534	-	574.4	1741	1
20	5535	-	1216.5	822	1
21	5536	-	801.3	1248	1
22	5537	-	488.5	2047	1
23	5538	-	956.0	1046	1
24	5539	-	517.6	1932	1
25	5540	-	1422.5	703	0
26	5541	-	542.0	1845	1
27	5542	-	741.3	1349	1
28	5543	-	881.8	1134	1
29	5544	-	427.4	2340	1
30	5545	-	628.9	1590	1
Detection Percentage (%)					93.333
Limit					60%
Test Result					Complied



Type 2 Radar Statistical Performance

Trial #	Test Freq. (MHz)	Pulse Width (us)	PRI (us)	Pulses / Burst	1=Detection 0=No Detection
1	5516	2.6	221	23	1
2	5517	4.6	198	27	1
3	5518	1.1	184	29	1
4	5519	4.8	203	24	1
5	5520	2.4	162	25	1
6	5521	3.4	204	28	1
7	5522	2.3	170	27	0
8	5523	3.5	184	23	1
9	5524	4.9	150	27	1
10	5525	4.6	211	29	1
11	5526	2.9	158	23	1
12	5527	2.6	226	27	1
13	5528	1.6	204	26	1
14	5529	3.9	181	25	1
15	5530	4.6	202	24	1
16	5531	4.1	194	27	1
17	5532	2.3	193	28	0
18	5533	3.9	173	29	1
19	5534	4.3	188	23	1
20	5535	1.5	215	26	1
21	5536	4.9	227	27	1
22	5537	1.1	199	23	1
23	5538	4.5	155	29	1
24	5539	4.0	190	27	1
25	5540	2.4	151	23	1
26	5541	2.5	180	28	0
27	5542	2.5	228	23	1
28	5543	2.5	203	25	1
29	5544	1.5	188	25	1
30	5545	1.9	217	24	1
Detection Percentage (%)					90.000
Limit					60%
Test Result					Complied



Type 3 Radar Statistical Performance

Trial #	Test Freq. (MHz)	Pulse Width (us)	PRI (us)	Pulses / Burst	1=Detection 0=No Detection
1	5516	8.0	205	16	0
2	5517	6.7	382	18	1
3	5518	8.6	418	16	1
4	5519	9.4	351	17	1
5	5520	7.4	383	18	1
6	5521	9.8	232	16	1
7	5522	9.1	377	17	1
8	5523	9.6	457	16	0
9	5524	8.0	471	18	1
10	5525	9.0	304	18	1
11	5526	8.0	316	17	1
12	5527	9.8	325	16	1
13	5528	8.0	409	17	0
14	5529	9.9	200	17	1
15	5530	8.8	458	16	1
16	5531	8.0	232	18	1
17	5532	8.3	250	16	1
18	5533	8.7	270	16	1
19	5534	7.7	350	17	1
20	5535	7.1	230	16	1
21	5536	7.3	416	18	1
22	5537	7.6	498	18	1
23	5538	7.3	286	17	1
24	5539	7.3	287	16	1
25	5540	7.5	462	17	0
26	5541	6.2	300	17	1
27	5542	6.4	323	18	1
28	5543	7.1	420	16	1
29	5544	7.2	395	18	1
30	5545	8.4	377	16	1
Detection Percentage (%)					86.667
Limit					60%
Test Result					Complied



Type 4 Radar Statistical Performance

Trial #	Test Freq. (MHz)	Pulse Width (us)	PRF (us)	Pulses / Burst	1=Detection 0=No Detection
1	5516	18.0	242	15	1
2	5517	19.9	279	12	1
3	5518	12.9	487	14	1
4	5519	15.0	452	13	1
5	5520	16.3	230	12	1
6	5521	19.8	238	13	1
7	5522	18.2	420	16	1
8	5523	16.3	452	15	0
9	5524	14.2	495	12	1
10	5525	17.8	228	16	1
11	5526	19.1	211	16	1
12	5527	18.4	283	15	1
13	5528	11.8	411	12	1
14	5529	14.2	284	13	1
15	5530	13.9	202	12	0
16	5531	17.8	340	14	1
17	5532	15.6	290	16	1
18	5533	14.6	250	16	1
19	5534	14.4	484	15	1
20	5535	18.9	387	13	1
21	5536	11.1	348	15	1
22	5537	13.8	291	16	1
23	5538	14.3	295	12	0
24	5539	12.5	300	12	1
25	5540	12.5	322	14	1
26	5541	12.5	383	13	1
27	5542	15.7	322	16	1
28	5543	19.8	469	13	1
29	5544	18.6	406	15	1
30	5545	15.9	238	14	1
Detection Percentage (%)					90.000
Limit					60%
Test Result					Complied



Total Type 1~4 Radar Statistical Performance

Radar Type #	Detection Percentage (%)
1	93.333
2	90.000
3	86.667
4	90.000
Aggregate (Radar Types 1-4)	90.000
Limit	80%
Test Result	Complied



Type 5 Radar Statistical Performance

Trial #	Test Freq. (MHz)	1=Detection 0=No Detection	Trial #	Test Freq. (MHz)	1=Detection 0=No Detection	Trial #	Test Freq. (MHz)	1=Detection 0=No Detection
1	5558	1	11	5520	1	21	5550	1
2	5500	1	12	5525	1	22	5553	1
3	5503	0	13	5528	0	23	5555	1
4	5505	1	14	5529	1	24	5524	1
5	5507	1	15	5514	1	25	5541	0
6	5508	1	16	5529	1	26	5530	1
7	5509	1	17	5532	1	27	5531	1
8	5505	1	18	5535	1	28	5527	1
9	5510	1	19	5540	0	29	5560	1
10	5515	1	20	5545	1	30	5537	1
Detection Percentage (%)								86.667
Limit								80%
Test Result								Complied



Trial Number							1
Number of Bursts in Trial							8
Chirp Center Frequency							5558
Burst	No. of Pulses	Pulse Width (us)	Chirp Width (MHz)	Pulse 1-to-2 Spacing (us)	Pulse 2-to-3 Spacing (us)	Starting Location Within Interval (ms)	
1	1	62.3	8	-	-	346	
2	2	51.2	15	1745	-	1205	
3	3	93.6	5	957	1634	674	
4	3	68.2	12	1668	1573	384	
5	3	83.1	8	1188	1888	876	
6	1	56.7	18	-	-	376	
7	2	60.6	18	1874	-	1409	
8	3	75.5	13	1263	1683	1378	
Detection Check (1=Detection; 0=No Detection)							1

Trial Number							2
Number of Bursts in Trial							9
Chirp Center Frequency							5500
Burst	No. of Pulses	Pulse Width (us)	Chirp Width (MHz)	Pulse 1-to-2 Spacing (us)	Pulse 2-to-3 Spacing (us)	Starting Location Within Interval (ms)	
1	1	99.6	13	-	-	217	
2	2	54.8	15	1727	-	982	
3	3	91.1	15	1120	1826	941	
4	2	76.2	7	1638	-	477	
5	1	88.9	13	-	-	259	
6	1	83	9	-	-	892	
7	1	83.9	12	-	-	320	
8	2	55.9	15	1613	-	445	
9	1	96.1	13	-	-	779	
Detection Check (1=Detection; 0=No Detection)							1



Trial Number							3
Number of Bursts in Trial							10
Chirp Center Frequency							5503
Burst	No. of Pulses	Pulse Width (us)	Chirp Width (MHz)	Pulse 1-to-2 Spacing (us)	Pulse 2-to-3 Spacing (us)	Starting Location Within Interval (ms)	
1	2	82	6	1246	-	1017	
2	1	93.2	13	-	-	760	
3	2	61.3	13	1175	-	327	
4	1	52.8	8	-	-	824	
5	3	70.6	19	929	1076	115	
6	1	80.3	17	-	-	325	
7	1	83.2	15	-	-	679	
8	2	94	9	1805	-	888	
9	2	67	8	1486	-	849	
10	1	56.4	20	-	-	813	
Detection Check (1=Detection; 0=No Detection)							0

Trial Number							4
Number of Bursts in Trial							11
Chirp Center Frequency							5505
Burst	No. of Pulses	Pulse Width (us)	Chirp Width (MHz)	Pulse 1-to-2 Spacing (us)	Pulse 2-to-3 Spacing (us)	Starting Location Within Interval (ms)	
1	3	90.5	8	1149	1612	35	
2	3	54.5	8	1094	1525	1014	
3	1	57.1	18	-	-	827	
4	2	98.6	20	1292	-	83	
5	2	62.9	12	1433	-	676	
6	1	71.1	15	-	-	708	
7	1	96.7	5	-	-	711	
8	1	64.3	5	-	-	484	
9	3	61.2	8	1075	1524	444	
10	2	79.2	13	1877	-	797	
11	2	79.3	20	1313	-	288	
Detection Check (1=Detection; 0=No Detection)							1



Trial Number							5
Number of Bursts in Trial							12
Chirp Center Frequency							5507
Burst	No. of Pulses	Pulse Width (us)	Chirp Width (MHz)	Pulse 1-to-2 Spacing (us)	Pulse 2-to-3 Spacing (us)	Starting Location Within Interval (ms)	
1	1	89.5	13	-	-	20	
2	3	71.8	11	1446	1549	117	
3	3	53.7	15	1100	1517	485	
4	2	99.3	11	1571	-	334	
5	3	56.8	6	1594	1280	468	
6	1	97.4	11	-	-	213	
7	2	67.6	13	1831	-	14	
8	3	77.1	8	1683	1337	267	
9	1	98.5	17	-	-	544	
10	3	58.3	13	1924	1829	159	
11	1	98.4	14	-	-	380	
12	1	79.3	11	-	-	257	
Detection Check (1=Detection; 0=No Detection)							1

Trial Number							6
Number of Bursts in Trial							13
Chirp Center Frequency							5508
Burst	No. of Pulses	Pulse Width (us)	Chirp Width (MHz)	Pulse 1-to-2 Spacing (us)	Pulse 2-to-3 Spacing (us)	Starting Location Within Interval (ms)	
1	2	53.8	14	1631	-	768	
2	1	90	17	-	-	530	
3	3	87.2	18	1115	1297	157	
4	2	82	11	1728	-	892	
5	3	69.8	7	1641	1779	196	
6	2	63.1	20	1836	-	331	
7	1	59.8	6	-	-	495	
8	3	78.5	19	941	1921	546	
9	1	85.7	6	-	-	219	
10	3	67.7	9	1834	1450	534	
11	2	84.5	15	1376	-	282	
12	2	99.3	13	1570	-	486	
13	2	80.2	8	1088	-	67	
Detection Check (1=Detection; 0=No Detection)							1



Trial Number							7
Number of Bursts in Trial							14
Chirp Center Frequency							5509
Burst	No. of Pulses	Pulse Width (us)	Chirp Width (MHz)	Pulse 1-to-2 Spacing (us)	Pulse 2-to-3 Spacing (us)	Starting Location Within Interval (ms)	
1	3	80.8	10	1061	1124	389	
2	2	81	9	1479	-	234	
3	2	87.6	17	1247	-	577	
4	2	94.7	18	1041	-	572	
5	2	78	18	1267	-	313	
6	1	95.5	14	-	-	52	
7	2	97.6	15	1215	-	57	
8	3	88	9	1349	1598	171	
9	2	69.7	17	1711	-	769	
10	2	96.5	17	1431	-	168	
11	2	96.9	6	1871	-	124	
12	3	66.4	10	1824	1468	766	
13	1	78.8	10	-	-	537	
14	3	87.6	6	1080	1159	714	
Detection Check (1=Detection; 0=No Detection)							1

Trial Number							8
Number of Bursts in Trial							15
Chirp Center Frequency							5505
Burst	No. of Pulses	Pulse Width (us)	Chirp Width (MHz)	Pulse 1-to-2 Spacing (us)	Pulse 2-to-3 Spacing (us)	Starting Location Within Interval (ms)	
1	2	71.8	14	1432	-	573	
2	2	65.9	19	1762	-	314	
3	2	74.7	6	1754	-	377	
4	3	81.7	5	1133	974	216	
5	3	57.8	14	1176	1712	129	
6	1	80.6	6	-	-	341	
7	3	99.3	17	1268	1876	165	
8	1	79.8	12	-	-	618	
9	3	83	11	990	1738	589	
10	3	71.5	11	1473	1255	6	
11	1	77.4	11	-	-	127	
12	2	84.8	12	1390	-	515	
13	2	64.6	12	1653	-	148	
14	2	92.9	12	1881	-	519	
15	1	71.3	6	-	-	301	
Detection Check (1=Detection; 0=No Detection)							1



Trial Number							9
Number of Bursts in Trial							16
Chirp Center Frequency							5510
Burst	No. of Pulses	Pulse Width (us)	Chirp Width (MHz)	Pulse 1-to-2 Spacing (us)	Pulse 2-to-3 Spacing (us)	Starting Location Within Interval (ms)	
1	2	55.4	9	1318	-	383	
2	2	80.8	18	1710	-	534	
3	1	88.8	9	-	-	495	
4	2	78	12	1818	-	92	
5	1	78.5	12	-	-	108	
6	2	55	13	1219	-	123	
7	2	75.9	20	1004	-	123	
8	2	70.9	7	1820	-	546	
9	2	71.7	18	1559	-	476	
10	2	73.9	19	1232	-	235	
11	1	59.2	20	-	-	424	
12	1	55.7	9	-	-	391	
13	3	60.9	12	1144	1370	198	
14	2	60.8	14	990	-	16	
15	3	60.6	19	1526	1326	695	
16	2	89	5	1029	-	131	
Detection Check (1=Detection; 0=No Detection)							1

Trial Number							10
Number of Bursts in Trial							17
Chirp Center Frequency							5515
Burst	No. of Pulses	Pulse Width (us)	Chirp Width (MHz)	Pulse 1-to-2 Spacing (us)	Pulse 2-to-3 Spacing (us)	Starting Location Within Interval (ms)	
1	2	72.1	14	1119	-	488	
2	3	81.4	13	1142	961	451	
3	3	92.9	18	991	1147	565	
4	3	81.3	18	1793	1369	285	
5	3	76.4	20	1005	1793	79	
6	1	61.6	18	-	-	503	
7	1	66.6	19	-	-	181	
8	1	53.7	12	-	-	416	
9	2	58	8	1477	-	107	
10	2	64	18	1791	-	141	
11	2	80.3	12	1304	-	516	
12	3	77.3	5	1039	1668	372	
13	2	97.6	11	1593	-	163	
14	1	73	6	-	-	147	
15	3	65.1	8	1097	1927	102	
16	2	59.5	13	1569	-	182	
17	1	88.2	19	-	-	653	
Detection Check (1=Detection; 0=No Detection)							1



Trial Number				11		
Number of Bursts in Trial				18		
Chirp Center Frequency				5520		
Burst	No. of Pulses	Pulse Width (us)	Chirp Width (MHz)	Pulse 1-to-2 Spacing (us)	Pulse 2-to-3 Spacing (us)	Starting Location Within Interval (ms)
1	2	56.1	12	1219	-	273
2	1	83.3	7	-	-	298
3	3	79.6	17	1218	1897	159
4	2	95.8	7	1672	-	480
5	2	79.6	8	920	-	387
6	2	88.9	11	1779	-	5
7	2	81.4	8	1645	-	201
8	2	92	6	1454	-	80
9	3	96	13	1518	1121	192
10	2	65.6	11	1798	-	349
11	2	98.7	5	1360	-	416
12	2	52.9	15	1140	-	652
13	2	76.5	8	1032	-	92
14	3	73.8	18	1719	1383	502
15	3	83.7	10	1270	1216	343
16	2	89.6	10	1141	-	108
17	2	67.2	20	1455	-	272
18	3	55.7	14	1444	1475	566
Detection Check (1=Detection; 0=No Detection)						1



Trial Number			12			
Number of Bursts in Trial			19			
Chirp Center Frequency			5525			
Burst	No. of Pulses	Pulse Width (us)	Chirp Width (MHz)	Pulse 1-to-2 Spacing (us)	Pulse 2-to-3 Spacing (us)	Starting Location Within Interval (ms)
1	2	70.6	15	1040	-	575
2	2	72.9	13	1460	-	178
3	3	88.9	5	1250	1629	191
4	3	60.3	20	1757	1822	468
5	3	92.1	19	1845	1198	476
6	1	73	5	-	-	532
7	1	50.4	15	-	-	69
8	1	66.4	10	-	-	333
9	1	79.1	18	-	-	437
10	1	71.6	20	-	-	424
11	2	95.6	13	1229	-	498
12	1	74.4	9	-	-	363
13	3	55.6	17	1263	1724	123
14	2	78.3	13	1507	-	37
15	3	54.1	13	1325	1249	192
16	2	67.1	18	1584	-	311
17	2	65.8	9	1195	-	243
18	2	50.1	12	1755	-	48
19	2	87.7	18	1359	-	180
Detection Check (1=Detection; 0=No Detection)						1



Trial Number							13
Number of Bursts in Trial							20
Chirp Center Frequency							5528
Burst	No. of Pulses	Pulse Width (us)	Chirp Width (MHz)	Pulse 1-to-2 Spacing (us)	Pulse 2-to-3 Spacing (us)	Starting Location Within Interval (ms)	
1	3	79.5	7	1808	1550	274	
2	2	76.7	20	1632	-	573	
3	3	85.9	12	1305	1496	18	
4	3	86.6	14	968	1172	133	
5	2	74.9	14	1348	-	48	
6	3	82.2	20	1692	1310	156	
7	2	53.9	13	1342	-	45	
8	3	62.7	15	1839	1651	76	
9	2	86.2	6	1165	-	91	
10	1	63.1	11	-	-	391	
11	2	82.4	6	1416	-	107	
12	1	95.8	18	-	-	248	
13	2	75.7	9	993	-	482	
14	3	70.1	18	1563	1020	354	
15	3	85.8	13	1420	1084	446	
16	1	63.2	7	-	-	265	
17	1	75.1	11	-	--	147	
18	2	69.5	5	1802	-	256	
19	1	51.8	19	-	-	422	
20	2	62.3	5	1449	-	304	
Detection Check (1=Detection; 0=No Detection)							0

Trial Number							14
Number of Bursts in Trial							8
Chirp Center Frequency							5529
Burst	No. of Pulses	Pulse Width (us)	Chirp Width (MHz)	Pulse 1-to-2 Spacing (us)	Pulse 2-to-3 Spacing (us)	Starting Location Within Interval (ms)	
1	3	74.9	5	1314	1466	1289	
2	2	83.9	19	1442	-	1436	
3	2	55.8	6	1147	-	240	
4	2	59.4	6	1490	-	1455	
5	2	78.2	15	1665	-	1312	
6	2	57.3	15	1357	-	264	
7	2	76.2	11	1651	-	255	
8	3	59	7	1460	1109	1410	
Detection Check (1=Detection; 0=No Detection)							1



Trial Number							15
Number of Bursts in Trial							9
Chirp Center Frequency							5514
Burst	No. of Pulses	Pulse Width (us)	Chirp Width (MHz)	Pulse 1-to-2 Spacing (us)	Pulse 2-to-3 Spacing (us)	Starting Location Within Interval (ms)	
1	3	77.7	19	1046	1568	17	
2	2	98.2	20	1628	-	877	
3	2	95.3	8	1540	-	1066	
4	2	78.8	15	1341	-	822	
5	2	52.8	20	988	-	1020	
6	2	65.2	9	1480	-	602	
7	2	99.5	10	1867	-	884	
8	2	79.5	13	1148	-	342	
9	3	50.6	13	1030	1525	1321	
Detection Check (1=Detection; 0=No Detection)							1

Trial Number							16
Number of Bursts in Trial							10
Chirp Center Frequency							5529
Burst	No. of Pulses	Pulse Width (us)	Chirp Width (MHz)	Pulse 1-to-2 Spacing (us)	Pulse 2-to-3 Spacing (us)	Starting Location Within Interval (ms)	
1	2	97.5	11	1357	-	764	
2	2	91.8	13	1896	-	298	
3	1	78.5	5	-	-	1117	
4	1	60.1	11	-	-	1069	
5	2	96.2	10	975	-	1157	
6	2	56.6	18	1626	-	701	
7	1	77.1	20	-	-	323	
8	2	96.3	8	1682	-	307	
9	2	52.2	13	1017	-	217	
10	1	92.8	15	-	-	316	
Detection Check (1=Detection; 0=No Detection)							1



Trial Number							17
Number of Bursts in Trial							11
Chirp Center Frequency							5532
Burst	No. of Pulses	Pulse Width (us)	Chirp Width (MHz)	Pulse 1-to-2 Spacing (us)	Pulse 2-to-3 Spacing (us)	Starting Location Within Interval (ms)	
1	2	57.3	8	1220	-	792	
2	3	73.1	5	1717	1679	845	
3	2	54.1	14	967	-	112	
4	2	98.8	19	1137	-	715	
5	3	85.5	8	1068	960	301	
6	2	78.5	7	1387	-	827	
7	2	77.9	12	1869	-	506	
8	1	81.9	10	-	-	549	
9	1	50.4	9	-	-	464	
10	1	75.2	8	-	-	790	
11	2	92.7	7	1770	-	967	
Detection Check (1=Detection; 0=No Detection)							1

Trial Number							18
Number of Bursts in Trial							12
Chirp Center Frequency							5535
Burst	No. of Pulses	Pulse Width (us)	Chirp Width (MHz)	Pulse 1-to-2 Spacing (us)	Pulse 2-to-3 Spacing (us)	Starting Location Within Interval (ms)	
1	2	79.1	6	1042	-	793	
2	3	55.7	9	1327	1744	159	
3	1	95	20	-	-	734	
4	1	88.4	5	-	-	523	
5	1	92.3	15	-	-	546	
6	1	93.6	6	-	-	208	
7	2	95.1	12	1044	-	894	
8	1	59.5	17	-	-	666	
9	2	98.7	17	1422	-	640	
10	2	65.1	5	1104	-	320	
11	1	60.2	5	-	-	60	
12	1	88.7	8	-	-	823	
Detection Check (1=Detection; 0=No Detection)							1



Trial Number							19
Number of Bursts in Trial							13
Chirp Center Frequency							5540
Burst	No. of Pulses	Pulse Width (us)	Chirp Width (MHz)	Pulse 1-to-2 Spacing (us)	Pulse 2-to-3 Spacing (us)	Starting Location Within Interval (ms)	
1	1	53.9	10	-	-	226	
2	2	82.6	13	992	-	854	
3	1	87.7	8	-	-	303	
4	3	69	12	1696	1606	528	
5	1	68.6	12	-	-	220	
6	3	76.5	13	1333	1468	389	
7	2	95.8	17	1380	-	57	
8	2	55.6	19	1147	-	334	
9	2	78.6	14	1268	-	128	
10	2	65.4	17	1231	-	913	
11	2	76.6	18	1883	-	518	
12	1	93.2	6	-	-	596	
13	2	50.2	13	1836	-	61	
Detection Check (1=Detection; 0=No Detection)							0

Trial Number							20
Number of Bursts in Trial							14
Chirp Center Frequency							5545
Burst	No. of Pulses	Pulse Width (us)	Chirp Width (MHz)	Pulse 1-to-2 Spacing (us)	Pulse 2-to-3 Spacing (us)	Starting Location Within Interval (ms)	
1	1	60.9	13	-	-	142	
2	2	81.7	15	1831	-	522	
3	2	78.5	5	1396	-	790	
4	2	98.2	6	1652	-	3	
5	1	64.1	12	-	-	414	
6	3	53	18	1862	1902	157	
7	2	62.3	15	1490	-	248	
8	2	87	11	1411	-	576	
9	2	78.4	8	1090	-	737	
10	2	87.2	7	967	-	343	
11	3	71	13	1662	1841	105	
12	2	77.2	5	1557	-	601	
13	1	94.4	15	-	-	108	
14	1	90.6	13	-	-	506	
Detection Check (1=Detection; 0=No Detection)							1



Trial Number							21
Number of Bursts in Trial							15
Chirp Center Frequency							5550
Burst	No. of Pulses	Pulse Width (us)	Chirp Width (MHz)	Pulse 1-to-2 Spacing (us)	Pulse 2-to-3 Spacing (us)	Starting Location Within Interval (ms)	
1	3	76.5	8	1870	1326	385	
2	2	95.3	13	1162	-	73	
3	3	58.9	9	1586	1909	742	
4	2	73.1	13	1460	-	330	
5	2	73.1	12	1488	-	25	
6	2	75.1	5	1331	-	418	
7	3	98.5	11	936	1532	214	
8	3	72.5	13	1110	1903	387	
9	3	67.4	12	1567	1513	80	
10	2	76.1	12	1005	-	277	
11	2	94.3	17	1413	-	314	
12	2	72.8	12	1778	-	66	
13	2	90.9	14	1793	-	147	
14	3	94.8	11	1012	1742	441	
15	3	95	12	912	1641	609	
Detection Check (1=Detection; 0=No Detection)							1

Trial Number							22
Number of Bursts in Trial							16
Chirp Center Frequency							5553
Burst	No. of Pulses	Pulse Width (us)	Chirp Width (MHz)	Pulse 1-to-2 Spacing (us)	Pulse 2-to-3 Spacing (us)	Starting Location Within Interval (ms)	
1	1	96.7	9	-	-	308	
2	2	78.3	13	1045	-	27	
3	1	56.5	12	-	-	74	
4	3	88.5	14	1119	1020	629	
5	2	62.4	9	1436	-	548	
6	2	78.2	5	1147	-	341	
7	3	76.8	14	1069	1575	360	
8	2	91.6	18	978	-	602	
9	2	93.7	5	1130	-	623	
10	2	97.4	8	1100	-	256	
11	3	90.1	6	1629	1375	108	
12	2	79.9	18	1809	-	183	
13	2	83	10	1370	-	477	
14	2	89.1	13	1239	-	484	
15	2	58.3	8	1321	-	276	
16	1	85.2	13	-	-	22	
Detection Check (1=Detection; 0=No Detection)							1



Trial Number			23			
Number of Bursts in Trial			17			
Chirp Center Frequency			5555			
Burst	No. of Pulses	Pulse Width (us)	Chirp Width (MHz)	Pulse 1-to-2 Spacing (us)	Pulse 2-to-3 Spacing (us)	Starting Location Within Interval (ms)
1	3	60	10	1097	1748	56
2	3	66.3	13	1391	1430	421
3	2	88.5	15	1040	-	583
4	2	72.1	8	1526	-	161
5	1	72.3	8	-	-	450
6	2	67.3	7	1022	-	48
7	2	56.1	12	1325	-	661
8	1	83.5	11	-	-	695
9	3	99.4	13	1490	938	405
10	1	54.2	12	-	-	126
11	3	92.7	17	1251	1631	365
12	3	95.1	17	1741	1162	57
13	2	84	9	1597	-	167
14	1	68.5	18	-	-	512
15	1	76.5	20	-	-	185
16	3	86.6	11	1774	1875	457
17	2	62.2	9	1563	-	492
Detection Check (1=Detection; 0=No Detection)						1

Trial Number			24			
Number of Bursts in Trial			18			
Chirp Center Frequency			5524			
Burst	No. of Pulses	Pulse Width (us)	Chirp Width (MHz)	Pulse 1-to-2 Spacing (us)	Pulse 2-to-3 Spacing (us)	Starting Location Within Interval (ms)
1	1	86.6	19	-	-	621
2	2	95.3	17	926	-	128
3	1	76.2	12	-	-	251
4	3	71.4	19	1287	1404	269
5	3	51.7	12	1564	1339	633
6	2	77	5	1899	-	615
7	1	87.5	12	-	-	375
8	3	59	17	1327	1615	610
9	2	78.3	15	1551	-	548
10	2	89.7	5	1718	-	456
11	2	92.1	7	1403	-	12
12	2	97.3	14	1338	-	596
13	3	80.3	20	1354	1563	484
14	1	98.2	8	-	-	428
15	3	94.4	13	1795	1829	512
16	2	90.4	13	1105	-	342
17	2	73.6	19	1787	-	292
18	1	82.9	7	-	-	618
Detection Check (1=Detection; 0=No Detection)						1



Trial Number			25			
Number of Bursts in Trial			19			
Chirp Center Frequency			5541			
Burst	No. of Pulses	Pulse Width (us)	Chirp Width (MHz)	Pulse 1-to-2 Spacing (us)	Pulse 2-to-3 Spacing (us)	Starting Location Within Interval (ms)
1	1	90	18	-	-	173
2	1	65.3	19	-	-	245
3	2	82.6	10	1756	-	127
4	2	93.9	18	1557	-	287
5	2	50.5	13	1479	-	282
6	1	68	7	-	-	176
7	3	88.4	11	1244	1076	568
8	3	66.8	11	1288	1909	448
9	2	88	12	1450	-	527
10	3	51.1	6	1797	1935	195
11	2	93.8	13	1073	-	184
12	1	83.5	10	-	-	506
13	2	96.9	12	1047	-	267
14	3	87.2	18	1521	1450	243
15	2	60.1	8	1545	-	291
16	3	98	10	1842	1402	554
17	3	57	19	1665	1732	143
18	1	74.3	14	-	-	31
19	2	57.8	10	1576	-	609
Detection Check (1=Detection; 0=No Detection)						0



Trial Number							26
Number of Bursts in Trial							20
Chirp Center Frequency							5530
Burst	No. of Pulses	Pulse Width (us)	Chirp Width (MHz)	Pulse 1-to-2 Spacing (us)	Pulse 2-to-3 Spacing (us)	Starting Location Within Interval (ms)	
1	2	92.8	9	1222	-	531	
2	2	52.4	8	1547	-	168	
3	3	56.8	7	1158	1184	193	
4	1	91.2	7	-	-	565	
5	3	61.2	10	1558	1664	387	
6	3	62	7	1518	1656	391	
7	2	69	5	1531	-	327	
8	2	67.3	18	1064	-	25	
9	1	94.1	5	-	-	78	
10	2	76	17	1190	-	222	
11	2	81.9	12	1815	-	96	
12	2	57.9	8	1594	-	277	
13	3	68.3	19	1427	1540	41	
14	2	53.3	7	1713	-	48	
15	2	85.3	15	1136	-	48	
16	1	65.3	20	-	-	57	
17	3	79.8	20	923	1259	48	
18	2	56.9	20	1357	-	483	
19	2	93	9	1686	-	73	
20	2	82.8	10	944	-	352	
Detection Check (1=Detection; 0=No Detection)							1

Trial Number							27
Number of Bursts in Trial							8
Chirp Center Frequency							5531
Burst	No. of Pulses	Pulse Width (us)	Chirp Width (MHz)	Pulse 1-to-2 Spacing (us)	Pulse 2-to-3 Spacing (us)	Starting Location Within Interval (ms)	
1	3	50.9	11	1106	1077	1293	
2	2	77.8	18	1836	-	1235	
3	3	60.7	5	1069	1635	1092	
4	2	77.2	13	1916	-	1343	
5	2	91.6	13	1465	-	1466	
6	2	56.8	17	1783	-	376	
7	1	59.5	20	-	-	131	
8	1	66.5	12	-	-	1024	
Detection Check (1=Detection; 0=No Detection)							1



Trial Number							28
Number of Bursts in Trial							9
Chirp Center Frequency							5527
Burst	No. of Pulses	Pulse Width (us)	Chirp Width (MHz)	Pulse 1-to-2 Spacing (us)	Pulse 2-to-3 Spacing (us)	Starting Location Within Interval (ms)	
1	2	72	9	1092	-	965	
2	2	89.2	6	1550	-	1226	
3	1	81.2	12	-	-	277	
4	2	80.6	15	1616	-	458	
5	2	62.8	10	1812	-	748	
6	1	71	8	-	-	434	
7	2	69.3	6	1027	-	1111	
8	2	77.2	13	1076	-	638	
9	2	65.4	5	1582	-	278	
Detection Check (1=Detection; 0=No Detection)							1

Trial Number							29
Number of Bursts in Trial							10
Chirp Center Frequency							5560
Burst	No. of Pulses	Pulse Width (us)	Chirp Width (MHz)	Pulse 1-to-2 Spacing (us)	Pulse 2-to-3 Spacing (us)	Starting Location Within Interval (ms)	
1	1	51.5	19	-	-	151	
2	1	82.3	13	-	-	1071	
3	3	78.3	8	1115	1740	646	
4	2	99	14	1101	-	709	
5	3	98.8	7	1819	945	556	
6	2	80.9	19	922	-	567	
7	2	64	12	953	-	581	
8	1	79	20	-	-	798	
9	1	68	8	-	-	112	
10	2	50.4	13	1587	-	26	
Detection Check (1=Detection; 0=No Detection)							1



Trial Number		30				
Number of Bursts in Trial		11				
Chirp Center Frequency		5537				
Burst	No. of Pulses	Pulse Width (us)	Chirp Width (MHz)	Pulse 1-to-2 Spacing (us)	Pulse 2-to-3 Spacing (us)	Starting Location Within Interval (ms)
1	3	57.8	5	1324	1716	82
2	2	70.1	20	1733	-	587
3	2	95.2	13	1188	-	789
4	3	84.6	20	1042	1259	1021
5	3	96.5	7	1329	1596	16
6	2	84.3	15	1606	-	708
7	3	53.5	19	1783	1458	738
8	3	74.9	5	1599	1891	466
9	3	53.8	7	1494	1467	252
10	2	60.5	14	1319	-	464
11	1	73.3	10	-	-	845
Detection Check (1=Detection; 0=No Detection)						1



Type 6 Radar Statistical Performance

Trial #	Test Freq. (MHz)	Pulses / Hop	Pulse Width (us)	PRI (us)	1=Detection 0=No Detection
1	5530	9	1	333	1
2	5530	9	1	333	1
3	5530	9	1	333	1
4	5530	9	1	333	1
5	5530	9	1	333	1
6	5530	9	1	333	1
7	5530	9	1	333	1
8	5530	9	1	333	1
9	5530	9	1	333	1
10	5530	9	1	333	1
11	5530	9	1	333	1
12	5530	9	1	333	1
13	5530	9	1	333	1
14	5530	9	1	333	1
15	5530	9	1	333	1
16	5530	9	1	333	1
17	5530	9	1	333	1
18	5530	9	1	333	1
19	5530	9	1	333	1
20	5530	9	1	333	1
21	5530	9	1	333	1
22	5530	9	1	333	1
23	5530	9	1	333	1
24	5530	9	1	333	1
25	5530	9	1	333	1
26	5530	9	1	333	1
27	5530	9	1	333	1
28	5530	9	1	333	1
29	5530	9	1	333	1
30	5530	9	1	333	1
Detection Percentage (%)					100.000
Limit					70%
Test Result					Complied



4 Test Equipment and Calibration Data

Instrument	Manufacturer	Model No.	Serial No.	Characteristics	Calibration Date	Remark
Spectrum analyzer	R&S	FSV40	100979	9kHz~40GHz	Dec. 09, 2015	DF01-CB
Vector Signal generator	R&S	SMU200A	102782	25MHz-6GHz	Nov. 06, 2015	DF01-CB
Horn Antenna	COM-POWER	AH-118	071187	1GHz – 18GHz	Jul. 24, 2015	DF01-CB
Horn Antenna	COM-POWER	AH-118	071042	1GHz – 18GHz	Dec. 10, 2015	DF01-CB
RF Cable-high	Woken	RG402	High Cable-57	1 GHz –18 GHz	Nov. 02, 2015	DF01-CB
RF Cable-high	Woken	RG402	High Cable-58	1 GHz –18 GHz	Nov. 02, 2015	DF01-CB

Note: Calibration Interval of instruments listed above is one year.



5 Measurement Uncertainty

Test Items	Uncertainty	Remark
Radiated Emission	2.9 dB	Confidence levels of 95%