




FCC RADIO TEST REPORT

FCC ID : RAXG3100V1
Equipment : Fios Home Router, Fios Business Router
Brand Name : Verizon
Model Name : G3100
Applicant : Arcadyan Technology Corporation
No.8, Sec.2, Guangfu Rd.,Hsinchu, 30071 Taiwan
Manufacturer : Arcadyan Technology Corporation
No.8, Sec.2, Guangfu Rd.,Hsinchu, 30071 Taiwan
Standard : 47 CFR FCC Part 15.247

The product was received on Apr. 01, 2019, and testing was started from Apr. 02, 2019 and completed on Jun. 04, 2019. We, SPORTON INTERNATIONAL INC. EMC & Wireless Communications Laboratory, would like to declare that the tested sample has been evaluated in accordance with the procedures given in ANSI C63.10-2013 and shown compliance with the applicable technical standards.

The report must not be used by the client to claim product certification, approval, or endorsement by TAF or any agency of government.

The test results in this report apply exclusively to the tested model / sample. Without written approval of SPORTON INTERNATIONAL INC. EMC & Wireless Communications Laboratory, the test report shall not be reproduced except in full.


Approved by: Sam Chen

SPORTON INTERNATIONAL INC. EMC & Wireless Communications Laboratory
No. 52, Huaya 1st Rd., Guishan Dist., Taoyuan City, Taiwan (R.O.C.)



Table of Contents

History of this test report.....3

Summary of Test Result.....4

1 General Description5

1.1 Information.....5

1.2 Applicable Standards8

1.3 Testing Location Information.....8

1.4 Measurement Uncertainty8

2 Test Configuration of EUT.....9

2.1 Test Channel Mode9

2.2 The Worst Case Measurement Configuration.....11

2.3 EUT Operation during Test13

2.4 Accessories13

2.5 Support Equipment.....14

2.6 Test Setup Diagram15

3 Transmitter Test Result19

3.1 AC Power-line Conducted Emissions19

3.2 DTS Bandwidth21

3.3 Maximum Conducted Output Power22

3.4 Power Spectral Density24

3.5 Emissions in Non-restricted Frequency Bands26

3.6 Emissions in Restricted Frequency Bands.....27

4 Test Equipment and Calibration Data31

Appendix A. Test Results of AC Power-line Conducted Emissions

Appendix B. Test Results of DTS Bandwidth

Appendix C. Test Results of Maximum Conducted Output Power

Appendix D. Test Results of Power Spectral Density

Appendix E. Test Results of Emissions in Non-restricted Frequency Bands

Appendix F. Test Results of Emissions in Restricted Frequency Bands

Appendix G. Test Results of Radiated Emission Co-location

Appendix H. Test Photos

Appendix I. Photographs of EUT



Summary of Test Result

Report Clause	Ref Std. Clause	Test Items	Result (PASS/FAIL)	Remark
1.1.2	15.203	Antenna Requirement	PASS	-
3.1	15.207	AC Power-line Conducted Emissions	PASS	-
3.2	15.247(a)	DTS Bandwidth	PASS	-
3.3	15.247(b)	Maximum Conducted Output Power	PASS	-
3.4	15.247(e)	Power Spectral Density	PASS	-
3.5	15.247(d)	Emissions in Non-restricted Frequency Bands	PASS	-
3.6	15.247(d)	Emissions in Restricted Frequency Bands	PASS	-

Note: Reference to Sporton Project No.: 932731

Declaration of Conformity:

The test results with all measurement uncertainty excluded are presented in accordance with the regulation limits or requirements declared by manufacturers.

Comments and Explanations:

The declared of product specification for EUT presented in the report are provided by the manufacturer, and the manufacturer takes all the responsibilities for the accuracy of product specification.

Reviewed by: Sam Chen

Report Producer: Emily Chen



1 General Description

1.1 Information

1.1.1 RF General Information

Frequency Range (MHz)	IEEE Std. 802.11	Ch. Frequency (MHz)	Channel Number
2400-2483.5	b, g, n (HT20), VHT20, ax (HEW20)	2412-2462	1-11 [11]
2400-2483.5	n (HT40), VHT40, ax (HEW40)	2422-2452	3-9 [7]

Band	Mode	BWch (MHz)	Nant
2.4-2.4835GHz	802.11b	20	1TX
2.4-2.4835GHz	802.11g	20	4TX
2.4-2.4835GHz	802.11n HT20	20	4TX
2.4-2.4835GHz	802.11n HT20-BF	20	4TX
2.4-2.4835GHz	VHT20	20	4TX
2.4-2.4835GHz	VHT20-BF	20	4TX
2.4-2.4835GHz	802.11ax HEW20	20	4TX
2.4-2.4835GHz	802.11ax HEW20-BF	20	4TX
2.4-2.4835GHz	802.11n HT40	40	4TX
2.4-2.4835GHz	802.11n HT40-BF	40	4TX
2.4-2.4835GHz	VHT40	40	4TX
2.4-2.4835GHz	VHT40-BF	40	4TX
2.4-2.4835GHz	802.11ax HEW40	40	4TX
2.4-2.4835GHz	802.11ax HEW40-BF	40	4TX

Note:

- 11b mode uses a combination of DSSS-DBPSK, DQPSK, CCK modulation.
- 11g, HT20 and HT40 use a combination of OFDM-BPSK, QPSK, 16QAM, 64QAM modulation.
- VHT20, VHT40 use a combination of OFDM-BPSK, QPSK, 16QAM, 64QAM, 256QAM modulation.
- HEW20, HEW40 use a combination of OFDMA-BPSK, QPSK, 16QAM, 64QAM, 256QAM, 1024QAM modulation.
- BWch is the nominal channel bandwidth.
- Nss-Min is the minimum number of spatial streams.
- Nant is the number of outputs. e.g., 2(2,3) means have 2 outputs for port 2 and port 3. 2 means have 2 outputs for port 1 and port 2.

**1.1.2 Antenna Information**

Ant.	Port	Brand	Model Name	Antenna Type	Connector	Gain (dBi)		
						WLAN 2.4GHz	5GHz B1, B2	5GHz B3, B4
1	4	Arcadyan	-	Monopole	N/A	2.2	0.4	-
2	2	Arcadyan	12080073700J	PCB	I-PEX	0.3	1.2	-
3	3	Arcadyan	12080073800J	PCB	I-PEX	2.49	0.9	-
4	1	Arcadyan	12080073900J	PCB	I-PEX	1.7	2.48	-
5	3	Arcadyan	12080073400J	PCB	I-PEX	-	-	0.7
6	2	Arcadyan	12080073300J	PCB	I-PEX	-	-	1.3
7	1	Arcadyan	12080073600J	PCB	I-PEX	-	-	0.4
8	4	Arcadyan	12080073500J	PCB	I-PEX	-	-	1.6

Note: The above information was declared by manufacturer.

<For WLAN 2.4GHz Function>**For IEEE 802.11b mode (1TX/1RX):**

Only Port 1 can be used as transmitting/receiving antenna.

For IEEE 802.11g/n/VHT/ax mode (4TX/4RX):

Port 1 、 Port 2 、 Port 3 and Port 4 can be used as transmitting/receiving antenna.

Port 1 、 Port 2 、 Port 3 and Port 4 could transmit/receive simultaneously.

<For WLAN 5GHz Function>**For IEEE 802.11a/n/ac mode (4TX/4RX):**

Port 1 、 Port 2 、 Port 3 and Port 4 can be used as transmitting/receiving antenna.

Port 1 、 Port 2 、 Port 3 and Port 4 could transmit/receive simultaneously.



1.1.3 Mode Test Duty Cycle

Mode	DC	DCF(dB)	T(s)	VBW(Hz) ≥ 1/T
802.11b	0.949	0.227	12.488m	100
802.11g	0.953	0.209	2.068m	1k
VHT20	0.986	0.061	n/a (DC>=0.98)	n/a (DC>=0.98)
VHT20-BF	0.948	0.232	525u	3k
VHT40	0.968	0.141	952.5u	3k
VHT40-BF	0.945	0.246	500.312u	3k
802.11ax HEW20	0.981	0.083	n/a (DC>=0.98)	n/a (DC>=0.98)
802.11ax HEW20-BF	0.897	0.472	1.513m	1k
802.11ax HEW40	0.961	0.173	773.75u	3k
802.11ax HEW40-BF	0.797	0.985	781.25u	3k

Note:

- ◆ DC is Duty Cycle.
- ◆ DCF is Duty Cycle Factor.

1.1.4 EUT Operational Condition

EUT Power Type	From power adapter		
Beamforming Function	<input checked="" type="checkbox"/>	With beamforming	<input type="checkbox"/> Without beamforming
	The product has beamforming function for 11n/VHT/11ax in 2.4GHz and 11n/11ac/11ax in 5GHz.		
Function	<input checked="" type="checkbox"/>	Point-to-multipoint	<input type="checkbox"/> Point-to-point
Test Software Version	MTool 3.1.0.1		

Note: The above information was declared by manufacturer.

1.1.5 Table for Multiple Listing

The equipment names in the following table are all refer to the identical product.

Equipment Name	Model Name	Description
Fios Home Router	G3100	All the equipments are identical, the difference equipment name served as marketing strategy.
Fios Business Router		



1.2 Applicable Standards

According to the specifications of the manufacturer, the EUT must comply with the requirements of the following standards:

- ◆ 47 CFR FCC Part 15
- ◆ ANSI C63.10-2013
- ◆ FCC KDB 558074 D01 v05r02
- ◆ FCC KDB 662911 D01 v02r01
- ◆ FCC KDB 414788 D01 v01r01

1.3 Testing Location Information

Testing Location		
<input type="checkbox"/>	HWA YA	ADD : No. 52, Huaya 1st Rd., Guishan Dist., Taoyuan City, Taiwan (R.O.C.) TEL : 886-3-327-3456 FAX : 886-3-327-0973
<input checked="" type="checkbox"/>	JHUBEI	ADD : No.8, Lane 724, Bo-ai St., Jhubei City, HsinChu County 302, Taiwan, R.O.C. TEL : 886-3-656-9065 FAX : 886-3-656-9085

Test Condition	Test Site No.	Test Engineer	Test Environment	Test Date
RF Conducted	TH01-CB	Serway Li	22~24°C / 53~55%	May 02, 2019~Jun. 04, 2019
Radiated (below 1GHz)	03CH04-CB	Stim Sung	22~24°C / 50~60%	Apr. 02, 2019~Jun. 04, 2019
Radiated (above 1GHz)	03CH06-CB			
AC Conduction	CO02-CB	GN Hou	21.2~22.4°C / 62~65%	May 14, 2019

Test site Designation No. TW0006 with FCC.

Test site registered number IC 4086D with Industry Canada.

1.4 Measurement Uncertainty

ISO/IEC 17025 requires that an estimate of the measurement uncertainties associated with the emissions test results be included in the report. The measurement uncertainties given below are based on a 95% confidence level (based on a coverage factor (k=2))

Test Items	Uncertainty	Remark
Conducted Emission (150kHz ~ 30MHz)	2.0 dB	Confidence levels of 95%
Radiated Emission (30MHz ~ 1,000MHz)	3.9 dB	Confidence levels of 95%
Radiated Emission (1GHz ~ 18GHz)	3.9 dB	Confidence levels of 95%
Radiated Emission (18GHz ~ 40GHz)	4.7 dB	Confidence levels of 95%
Conducted Emission	1.3 dB	Confidence levels of 95%
Output Power Measurement	1.3 dB	Confidence levels of 95%
Power Density Measurement	1.3 dB	Confidence levels of 95%
Bandwidth Measurement	9.74 x10 ⁻⁵	Confidence levels of 95%



2 Test Configuration of EUT

2.1 Test Channel Mode

Mode	Power Setting
802.11b_Nss1,(1Mbps)_1TX	-
2412MHz	110
2437MHz	110
2462MHz	110
802.11g_Nss1,(6Mbps)_4TX	-
2412MHz	80
2417MHz	90
2437MHz	98
2457MHz	92
2462MHz	78
VHT20_Nss1,(MCS0)_4TX	-
2412MHz	78
2417MHz	88
2437MHz	97
2457MHz	86
2462MHz	73
802.11ax HEW20_Nss1,(MCS0)_4TX	-
2412MHz	78
2417MHz	88
2437MHz	97
2457MHz	86
2462MHz	73
VHT40_Nss1,(MCS0)_4TX	-
2422MHz	77
2437MHz	83
2447MHz	78
2452MHz	70
802.11ax HEW40_Nss1,(MCS0)_4TX	-
2422MHz	77
2437MHz	83
2447MHz	78



Mode	Power Setting
2452MHz	70
VHT20-BF_Nss1,(MCS0)_4TX	-
2412MHz	76
2417MHz	83
2437MHz	91
2457MHz	81
2462MHz	70
802.11ax HEW20-BF_Nss1,(MCS0)_4TX	-
2412MHz	76
2417MHz	83
2437MHz	91
2457MHz	81
2462MHz	70
VHT40-BF_Nss1,(MCS0)_4TX	-
2422MHz	70
2437MHz	78
2452MHz	71
802.11ax HEW40-BF_Nss1,(MCS0)_4TX	-
2422MHz	70
2437MHz	78
2452MHz	71

Note:

- ♦ VHT20/VHT40 covers HT20/HT40, due to same modulation. The power setting for 802.11n HT20 and HT40 are the same or lower than 802.11ac VHT20 and VHT40.
- ♦ There are two modes of EUT, one is beamforming mode, and the other is non-beamforming mode for 11n/VHT/11ax in 2.4GHz and 11n/11ac/11ax in 5GHz. Both modes have been tested and recorded in this test report.



2.2 The Worst Case Measurement Configuration

The Worst Case Mode for Following Conformance Tests	
Tests Item	AC power-line conducted emissions
Condition	AC power-line conducted measurement for line and neutral
Operating Mode	CTX
1	WLAN 2.4GHz – EUT + Adapter 1
2	WLAN 2.4GHz – EUT + Adapter 2
Mode 2 has been evaluated to be the worst case among Mode 1~2, thus measurement for Mode 3 will follow this same test mode.	
3	WLAN 5GHz – EUT + Adapter 2
For operating mode 3 is the worst case and it was record in this test report.	

The Worst Case Mode for Following Conformance Tests	
Tests Item	DTS Bandwidth Maximum Conducted Output Power Power Spectral Density Emissions in Non-restricted Frequency Bands
Test Condition	Conducted measurement at transmit chains.



The Worst Case Mode for Following Conformance Tests	
Tests Item	Emissions in Restricted Frequency Bands
Test Condition	Radiated measurement If EUT consist of multiple antenna assembly (multiple antenna are used in EUT regardless of spatial multiplexing MIMO configuration), the radiated test should be performed with highest antenna gain of each antenna type.
Operating Mode < 1GHz	CTX
1	WLAN 2.4GHz – EUT + Adapter 1
2	WLAN 2.4GHz – EUT + Adapter 2
Mode 1 has been evaluated to be the worst case among Mode 1~2, thus measurement for Mode 3 will follow this same test mode.	
3	WLAN 5GHz – EUT + Adapter 1
For operating mode 1 is the worst case and it was record in this test report.	
Operating Mode > 1GHz	CTX

The Worst Case Mode for Following Conformance Tests	
Tests Item	Simultaneous Transmission Analysis - Radiated Emission Co-location
Test Condition	Radiated measurement
Operating Mode	Normal Link
1	WLAN 2.4GHz + WLAN 5GHz Band 1, 2
Refer to Appendix G for Radiated Emission Co-location.	

The Worst Case Mode for Following Conformance Tests	
Tests Item	Simultaneous Transmission Analysis - Co-location RF Exposure Evaluation
Operating Mode	
1	WLAN 2.4GHz + WLAN 5GHz Band 1,2 + WLAN 5GHz Band 3,4
Refer to Sporton Test Report No.: FA932731-02 for Co-location RF Exposure Evaluation.	

Note: The EUT can only be used at Y axis position.



2.3 EUT Operation during Test

For CTX Mode:

For non-beamforming mode:

The EUT was programmed to be in continuously transmitting mode.

For beamforming mode:

For Conducted Mode:

The EUT was programmed to be in continuously transmitting mode.

For Radiated Mode:

During the test, the following programs under WIN 7 were executed.

The program was executed as follows:

1. During the test, the EUT operation to normal function.
2. Executed command fixed test channel under Telnet.
3. Executed "Lantest.exe" to link with the remote workstation to transmit and receive packet by WLAN AP and transmit duty cycle no less than 98%.

For Normal Link:

During the test, the EUT operation to normal function.

2.4 Accessories

Accessories				
No.	Equipment Name	Brand Name	Model Name	Rating
1	Adapter 1	LEI	ML42AY120350-A1	INPUT: 105-125V ~ 60Hz, 1.5A OUTPUT: 12V, 3.5A
2	Adapter 2	Delta	ADH-42AW B	INPUT: 105-125V ~ 60Hz, 1.2A OUTPUT: 12V, 3.5A
No.	Other			
3	RJ-45 cable	Non-shielded: 3m		



2.5 Support Equipment

For AC Conduction:

Support Equipment				
No.	Equipment	Brand Name	Model Name	FCC ID
A	LAN NB	DELL	E6430	N/A
B	Flash disk3.0	Transcend	JetFlash-700	N/A

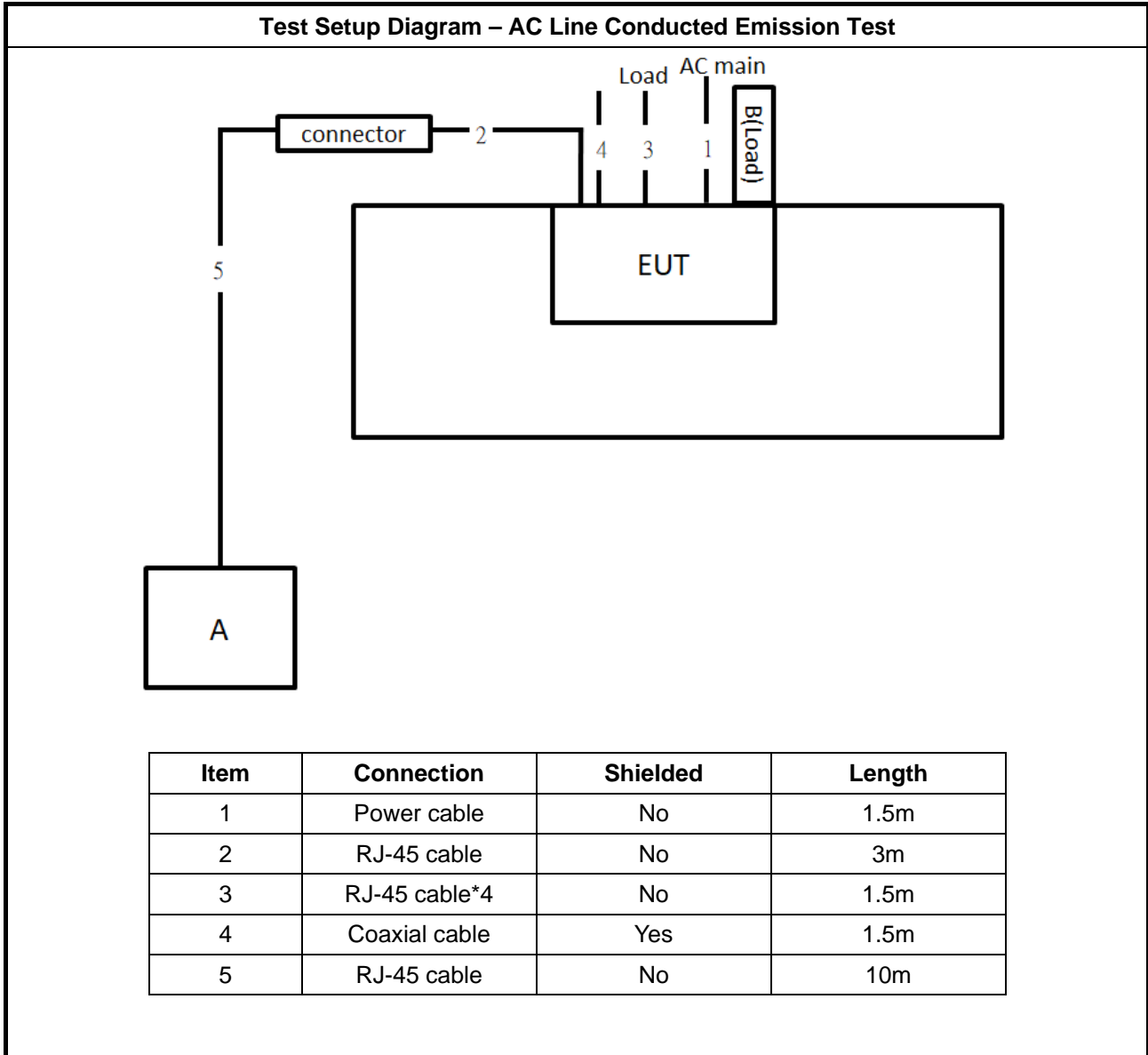
For RF Conducted, Radiated (below 1GHz) and Radiated (above 1GHz)_non-beamforming mode:

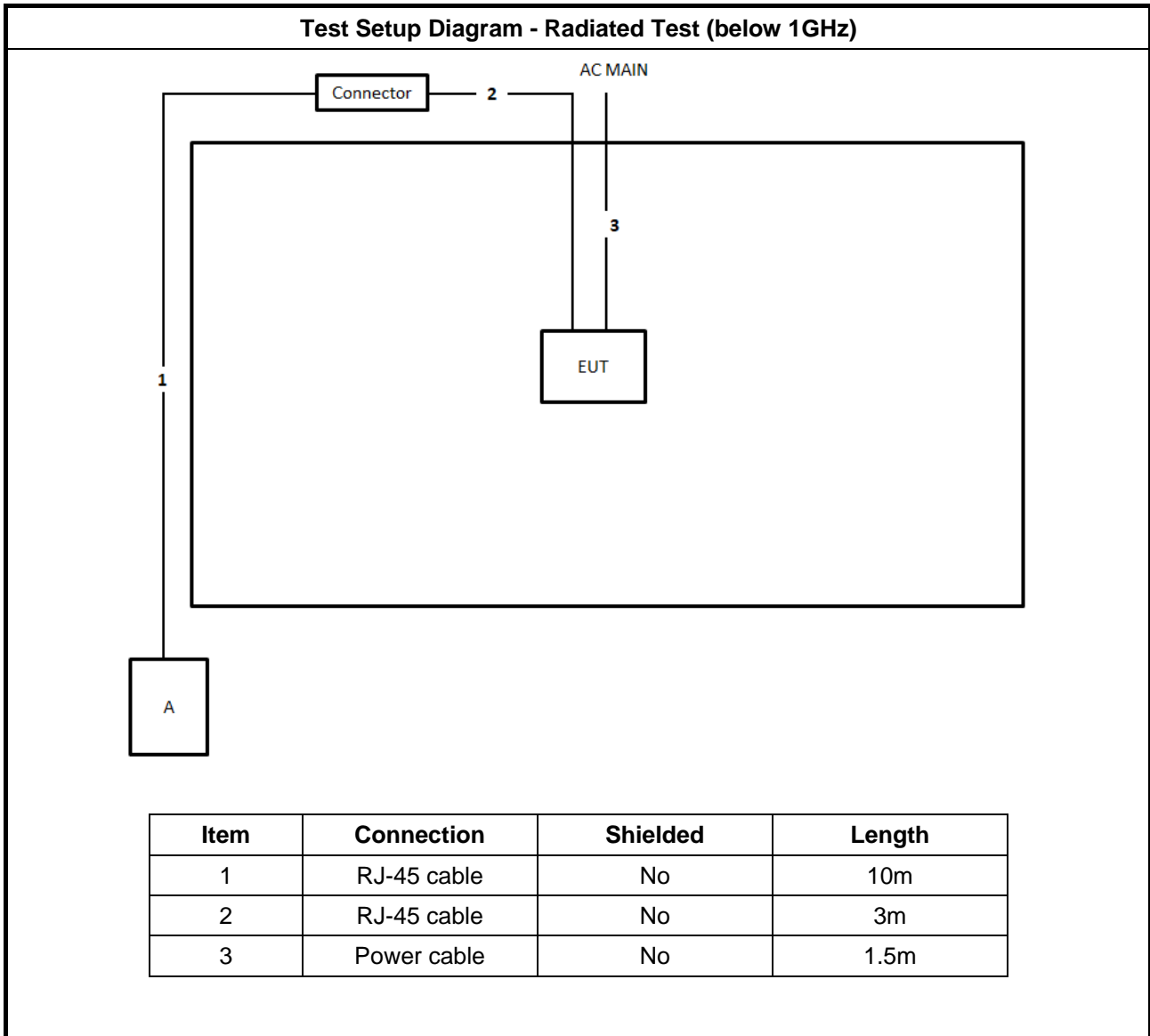
Support Equipment				
No.	Equipment	Brand Name	Model Name	FCC ID
A	NB	DELL	E4300	N/A

For Radiated (above 1GHz)_beamforming mode:

Support Equipment				
No.	Equipment	Brand Name	Model Name	FCC ID
A	NB	DELL	E4300	N/A
B	WLAN AP	ASUS	RT-AC88U/RT-AX88U	N/A
C	NB	DELL	E4300	N/A

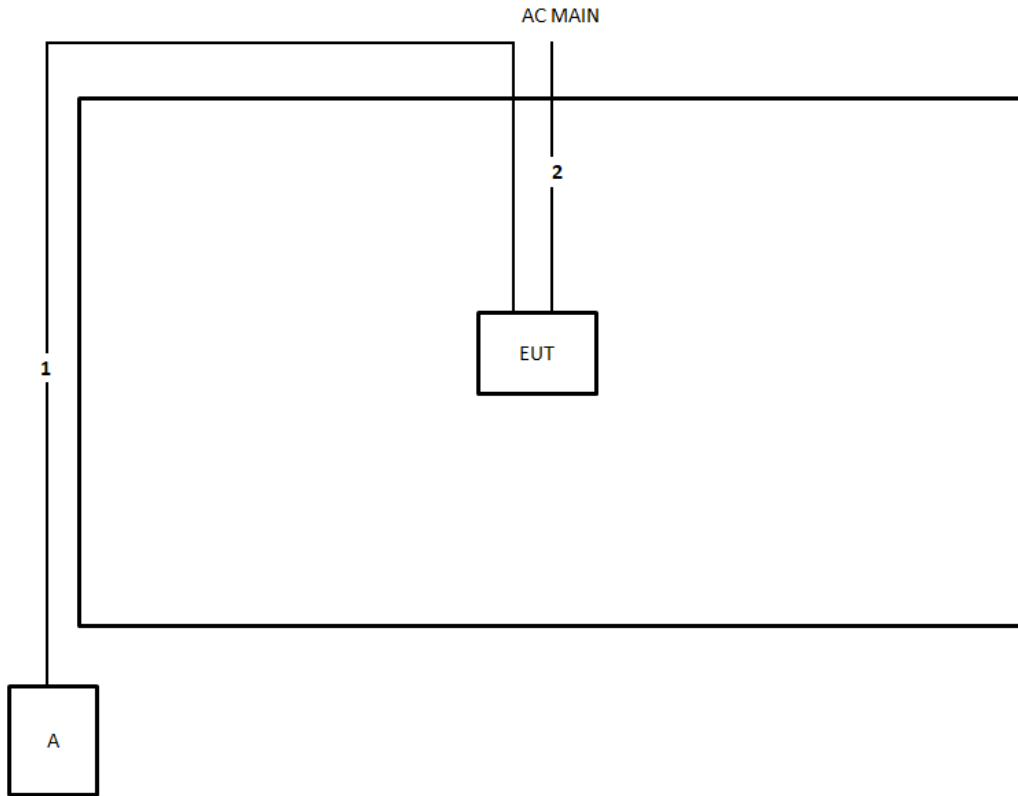
2.6 Test Setup Diagram





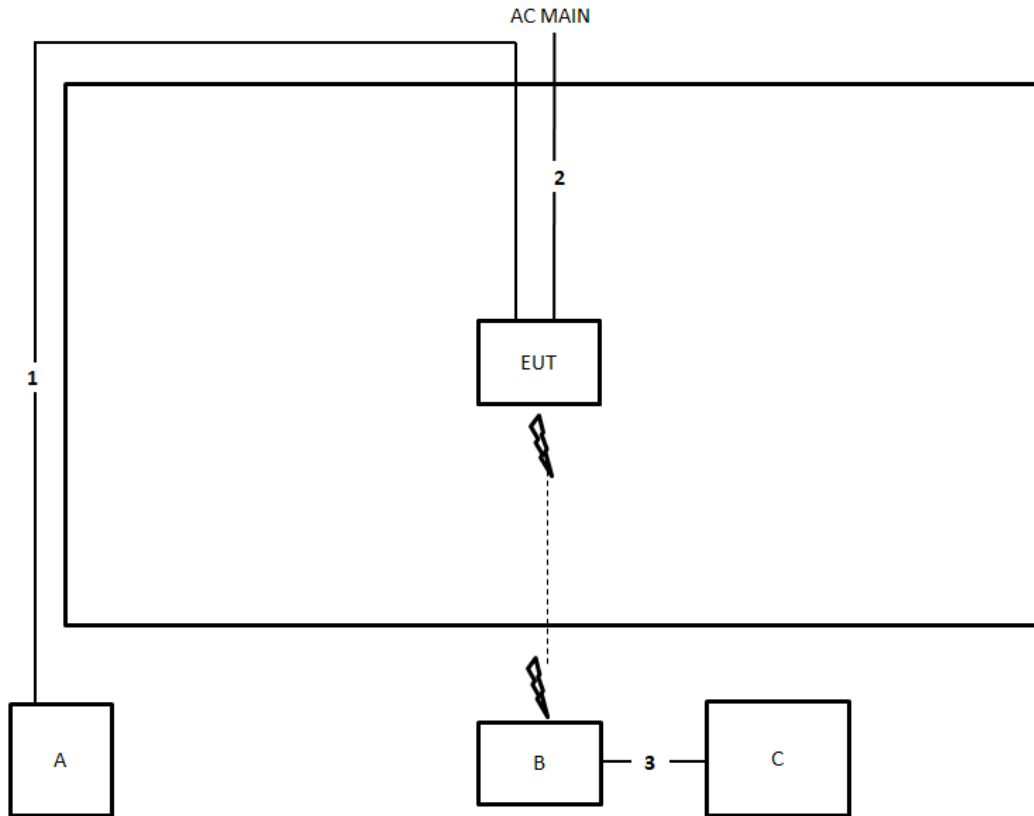


Test Setup Diagram - Radiated Test (above 1GHz)_non-beamforming mode:



Item	Connection	Shielded	Length
1	RJ-45 cable	No	10m
2	Power cable	No	1.5m

Test Setup Diagram - Radiated Test (above 1GHz)_beamforming mode:



Item	Connection	Shielded	Length
1	RJ-45 cable	No	10m
2	Power cable	No	1.5m
3	RJ-45 cable	No	1.5m



3 Transmitter Test Result

3.1 AC Power-line Conducted Emissions

3.1.1 AC Power-line Conducted Emissions Limit

AC Power-line Conducted Emissions Limit		
Frequency Emission (MHz)	Quasi-Peak	Average
0.15-0.5	66 - 56 *	56 - 46 *
0.5-5	56	46
5-30	60	50

Note 1: * Decreases with the logarithm of the frequency.

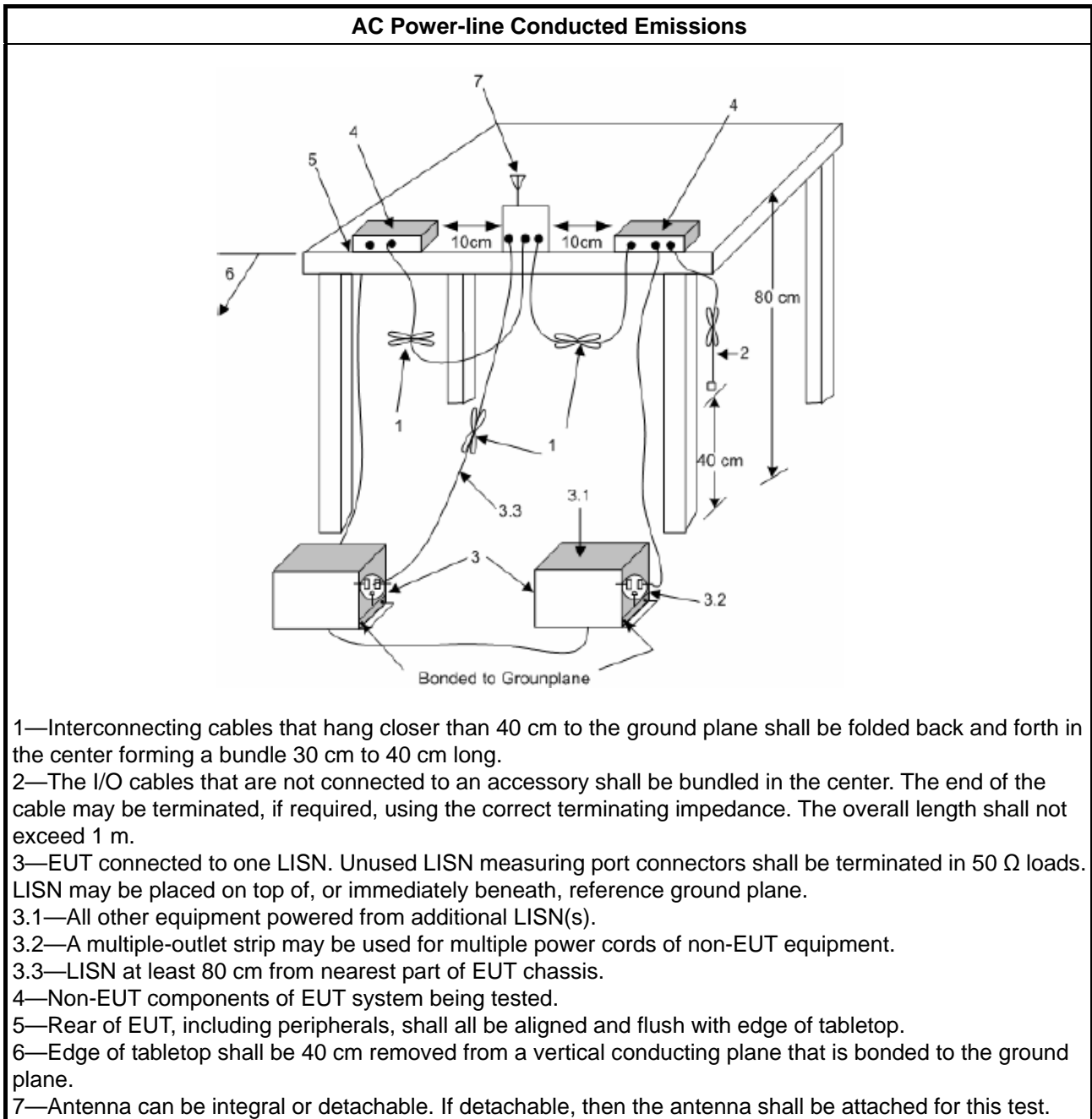
3.1.2 Measuring Instruments

Refer a test equipment and calibration data table in this test report.

3.1.3 Test Procedures

Test Method
<input checked="" type="checkbox"/> Refer as ANSI C63.10-2013, clause 6.2 for AC power-line conducted emissions.

3.1.4 Test Setup



3.1.5 Test Result of AC Power-line Conducted Emissions

Refer as Appendix A

3.2 DTS Bandwidth

3.2.1 6dB Bandwidth Limit

6dB Bandwidth Limit
Systems using digital modulation techniques:
<ul style="list-style-type: none"> ▪ 6 dB bandwidth \geq 500 kHz.

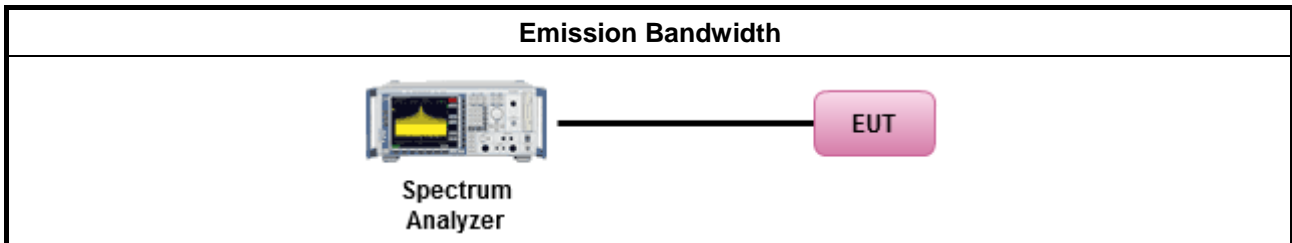
3.2.2 Measuring Instruments

Refer a test equipment and calibration data table in this test report.

3.2.3 Test Procedures

Test Method
<ul style="list-style-type: none"> ▪ For the emission bandwidth shall be measured using one of the options below:
<input checked="" type="checkbox"/> Refer as FCC KDB 558074, clause 8.2 & C63.10 clause 11.8.1 Option 1 for 6 dB bandwidth measurement.
<input type="checkbox"/> Refer as FCC KDB 558074, clause 8.2 & C63.10 clause 11.8.2 Option 2 for 6 dB bandwidth measurement.
<input type="checkbox"/> Refer as ANSI C63.10, clause 6.9.1 for occupied bandwidth testing.

3.2.4 Test Setup



3.2.5 Test Result of Emission Bandwidth

Refer as Appendix B



3.3 Maximum Conducted Output Power

3.3.1 Maximum Conducted Output Power Limit

Maximum Conducted Output Power Limit	
	<ul style="list-style-type: none"> ▪ If $G_{TX} \leq 6$ dBi, then $P_{Out} \leq 30$ dBm (1 W)
	<ul style="list-style-type: none"> ▪ Point-to-multipoint systems (P2M): If $G_{TX} > 6$ dBi, then $P_{Out} = 30 - (G_{TX} - 6)$ dBm
	<ul style="list-style-type: none"> ▪ Point-to-point systems (P2P): If $G_{TX} > 6$ dBi, then $P_{Out} = 30 - (G_{TX} - 6)/3$ dBm
	<ul style="list-style-type: none"> ▪ Smart antenna system (SAS):
	<ul style="list-style-type: none"> - Single beam: If $G_{TX} > 6$ dBi, then $P_{Out} = 30 - (G_{TX} - 6)/3$ dBm
	<ul style="list-style-type: none"> - Overlap beam: If $G_{TX} > 6$ dBi, then $P_{Out} = 30 - (G_{TX} - 6)/3$ dBm
	<ul style="list-style-type: none"> - Aggregate power on all beams: If $G_{TX} > 6$ dBi, then $P_{Out} = 30 - (G_{TX} - 6)/3 + 8$ dB dBm
<p>P_{Out} = maximum peak conducted output power or maximum conducted output power in dBm, G_{TX} = the maximum transmitting antenna directional gain in dBi.</p>	

3.3.2 Measuring Instruments


Refer a test equipment and calibration data table in this test report.

3.3.3 Test Procedures

Test Method	
	<ul style="list-style-type: none"> ▪ Maximum Peak Conducted Output Power
	<input type="checkbox"/> Refer as FCC KDB 558074, clause 8.3.1.1 & C63.10 clause 11.9.1.1 (RBW \geq EBW method).
	<input type="checkbox"/> Refer as FCC KDB 558074, clause 8.3.1.3 & C63.10 clause 11.9.1.3 (peak power meter).
	<ul style="list-style-type: none"> ▪ Maximum Conducted Output Power
	[duty cycle \geq 98% or external video / power trigger]
	<input type="checkbox"/> Refer as FCC KDB 558074, clause 8.3.2.2 & C63.10 clause 11.9.2.2.2 Method AVGSA-1.
	<input type="checkbox"/> Refer as FCC KDB 558074, clause 8.3.2.2 & C63.10 clause 11.9.2.2.3 Method AVGSA-1A. (alternative)
	duty cycle < 98% and average over on/off periods with duty factor
	<input type="checkbox"/> Refer as FCC KDB 558074, clause 8.3.2.2 & C63.10 clause 11.9.2.2.4 Method AVGSA-2.
	<input type="checkbox"/> Refer as FCC KDB 558074, clause 8.3.2.2 & C63.10 clause 11.9.2.2.5 Method AVGSA-2A (alternative)
	<input type="checkbox"/> Refer as FCC KDB 558074, clause 8.3.2.2 & C63.10 clause 11.9.2.2.6 Method AVGSA-3
	<input type="checkbox"/> Refer as FCC KDB 558074, clause 8.3.2.2 & C63.10 clause 11.9.2.2.7 Method AVGSA-3A (alternative)
	Measurement using a power meter (PM)
	<input type="checkbox"/> Refer as FCC KDB 558074, clause 8.3.2.3 & C63.10 clause 11.9.2.3.1 Method AVGPM (using an RF average power meter).
	<input checked="" type="checkbox"/> Refer as FCC KDB 558074, clause 8.3.2.3 & C63.10 clause 11.9.2.3.2 Method AVGPM-G (using an gate RF average power meter).

<ul style="list-style-type: none"> For conducted measurement. 	
	<ul style="list-style-type: none"> If the EUT supports multiple transmit chains using options given below: Refer as FCC KDB 662911, In-band power measurements. Using the measure-and-sum approach, measured all transmit ports individually. Sum the power (in linear power units e.g., mW) of all ports for each individual sample and save them.
	<ul style="list-style-type: none"> If multiple transmit chains, EIRP calculation could be following as methods: $P_{total} = P_1 + P_2 + \dots + P_n$ (calculated in linear unit [mW] and transfer to log unit [dBm]) $EIRP_{total} = P_{total} + DG$

3.3.4 Test Setup



3.3.5 Test Result of Maximum Conducted Output Power

Refer as Appendix C



3.4 Power Spectral Density

3.4.1 Power Spectral Density Limit

Power Spectral Density Limit
<ul style="list-style-type: none"> Power Spectral Density (PSD) \leq 8 dBm/3kHz

3.4.2 Measuring Instruments

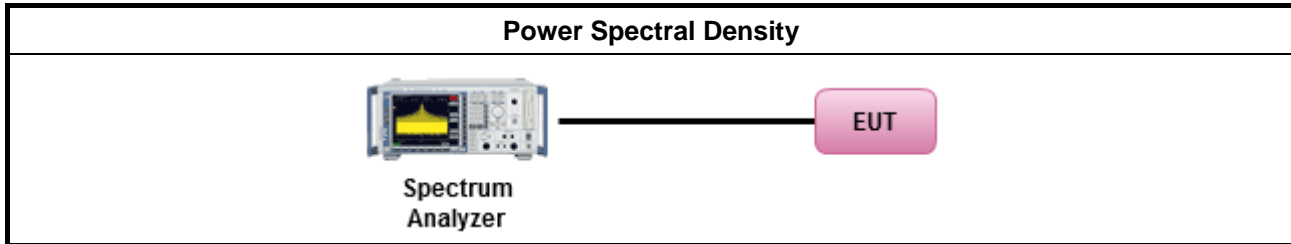
Refer a test equipment and calibration data table in this test report.

3.4.3 Test Procedures

Test Method
<ul style="list-style-type: none"> Peak power spectral density procedures that the same method as used to determine the conducted output power. If maximum peak conducted output power was measured to demonstrate compliance to the output power limit, then the peak PSD procedure below (Method PKPSD) shall be used. If maximum conducted output power was measured to demonstrate compliance to the output power limit, then one of the average PSD procedures shall be used, as applicable based on the following criteria (the peak PSD procedure is also an acceptable option).
<input checked="" type="checkbox"/> Refer as FCC KDB 558074, clause 8.4 & C63.10 clause 11.10.2 Method PKPSD. [duty cycle \geq 98% or external video / power trigger]
<input type="checkbox"/> Refer as FCC KDB 558074, clause 8.4 & C63.10 clause 11.10.3 Method AVGPSD-1.
<input type="checkbox"/> Refer as FCC KDB 558074, clause 8.4 & C63.10 clause 11.10.5 Method AVGPSD-2.
<input type="checkbox"/> Refer as FCC KDB 558074, clause 8.4 & C63.10 clause 11.10.7 Method AVGPSD-3. duty cycle < 98% and average over on/off periods with duty factor
<input type="checkbox"/> Refer as FCC KDB 558074, clause 8.4 & C63.10 clause 11.10.4 Method AVGPSD-1A. (alternative).
<input type="checkbox"/> Refer as FCC KDB 558074, clause 8.4 & C63.10 clause 11.10.6 Method AVGPSD-2A. (alternative)
<input type="checkbox"/> Refer as FCC KDB 558074, clause 8.4 & C63.10 clause 11.10.8 Method AVGPSD-3A. (alternative)
<ul style="list-style-type: none"> For conducted measurement.
<ul style="list-style-type: none"> If The EUT supports multiple transmit chains using options given below: <ul style="list-style-type: none"> <input checked="" type="checkbox"/> Option 1: Measure and sum the spectra across the outputs. Refer as FCC KDB 662911, In-band power spectral density (PSD). Sample all transmit ports simultaneously using a spectrum analyzer for each transmit port. Where the trace bin-by-bin of each transmit port summing can be performed. (i.e., in the first spectral bin of output 1 is summed with that in the first spectral bin of output 2 and that from the first spectral bin of output 3, and so on up to the NTX output to obtain the value for the first frequency bin of the summed spectrum.). Add up the amplitude (power) values for the different transmit chains and use this as the new data trace. <input type="checkbox"/> Option 2: Measure and sum spectral maxima across the outputs. With this technique, spectra are measured at each output of the device at the required resolution bandwidth. The maximum value (peak) of each spectrum is determined. These maximum values are then summed mathematically in linear power units across the outputs. These operations shall be performed separately over frequency spans that have different out-of-band or spurious emission limits,

- Option 3: Measure and add $10 \log(N)$ dB, where N is the number of transmit chains. Refer as FCC KDB 662911, In-band power spectral density (PSD). Performed at each transmit chains and each transmit chains shall be compared with the limit have been reduced with $10 \log(N)$. Or each transmit chains shall be add $10 \log(N)$ to compared with the limit.

3.4.4 Test Setup



3.4.5 Test Result of Power Spectral Density

Refer as Appendix D

3.5 Emissions in Non-restricted Frequency Bands

3.5.1 Emissions in Non-restricted Frequency Bands Limit

Un-restricted Band Emissions Limit	
RF output power procedure	Limit (dBc)
Peak output power procedure	20
Average output power procedure	30

Note 1: If the peak output power procedure is used to measure the fundamental emission power to demonstrate compliance to requirements, then the peak conducted output power measured within any 100 kHz outside the authorized frequency band shall be attenuated by at least 20 dB relative to the maximum measured in-band peak PSD level.

Note 2: If the average output power procedure is used to measure the fundamental emission power to demonstrate compliance to requirements, then the power in any 100 kHz outside of the authorized frequency band shall be attenuated by at least 30 dB relative to the maximum measured in-band average PSD level.

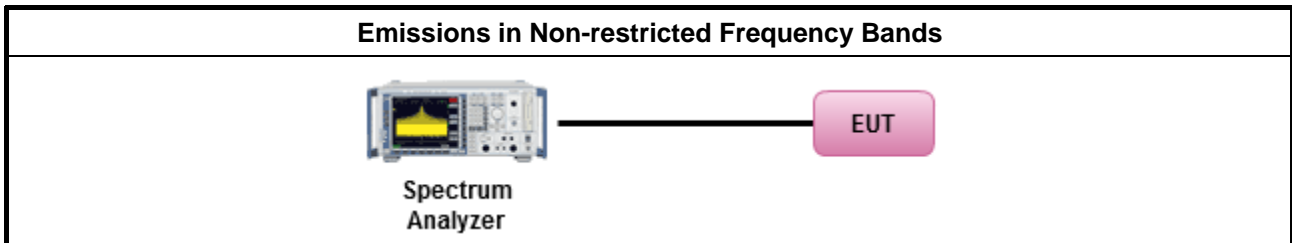
3.5.2 Measuring Instruments

Refer a test equipment and calibration data table in this test report.

3.5.3 Test Procedures

Test Method
<ul style="list-style-type: none"> Refer as FCC KDB 558074, clause 8.5 for unwanted emissions into non-restricted bands.

3.5.4 Test Setup



3.5.5 Test Result of Emissions in Non-restricted Frequency Bands

Refer as Appendix E



3.6 Emissions in Restricted Frequency Bands

3.6.1 Emissions in Restricted Frequency Bands Limit

Restricted Band Emissions Limit			
Frequency Range (MHz)	Field Strength (uV/m)	Field Strength (dBuV/m)	Measure Distance (m)
0.009~0.490	2400/F(kHz)	48.5 - 13.8	300
0.490~1.705	24000/F(kHz)	33.8 - 23	30
1.705~30.0	30	29	30
30~88	100	40	3
88~216	150	43.5	3
216~960	200	46	3
Above 960	500	54	3

Note 1: Test distance for frequencies at or above 30 MHz, measurements may be performed at a distance other than the limit distance provided they are not performed in the near field and the emissions to be measured can be detected by the measurement equipment. When performing measurements at a distance other than that specified, the results shall be extrapolated to the specified distance using an extrapolation factor of 20 dB/decade (inverse of linear distance for field-strength measurements, inverse of linear distance-squared for power-density measurements).

Note 2: Test distance for frequencies at below 30 MHz, measurements may be performed at a distance closer than the EUT limit distance; however, an attempt should be made to avoid making measurements in the near field. When performing measurements below 30 MHz at a closer distance than the limit distance, the results shall be extrapolated to the specified distance by either making measurements at a minimum of two or more distances on at least one radial to determine the proper extrapolation factor or by using the square of an inverse linear distance extrapolation factor (40 dB/decade). The test report shall specify the extrapolation method used to determine compliance of the EUT.

Note 3: Using the distance of 1m during the test for above 18 GHz, and the test value to correct for the distance factor at 3m.

3.6.2 Measuring Instruments

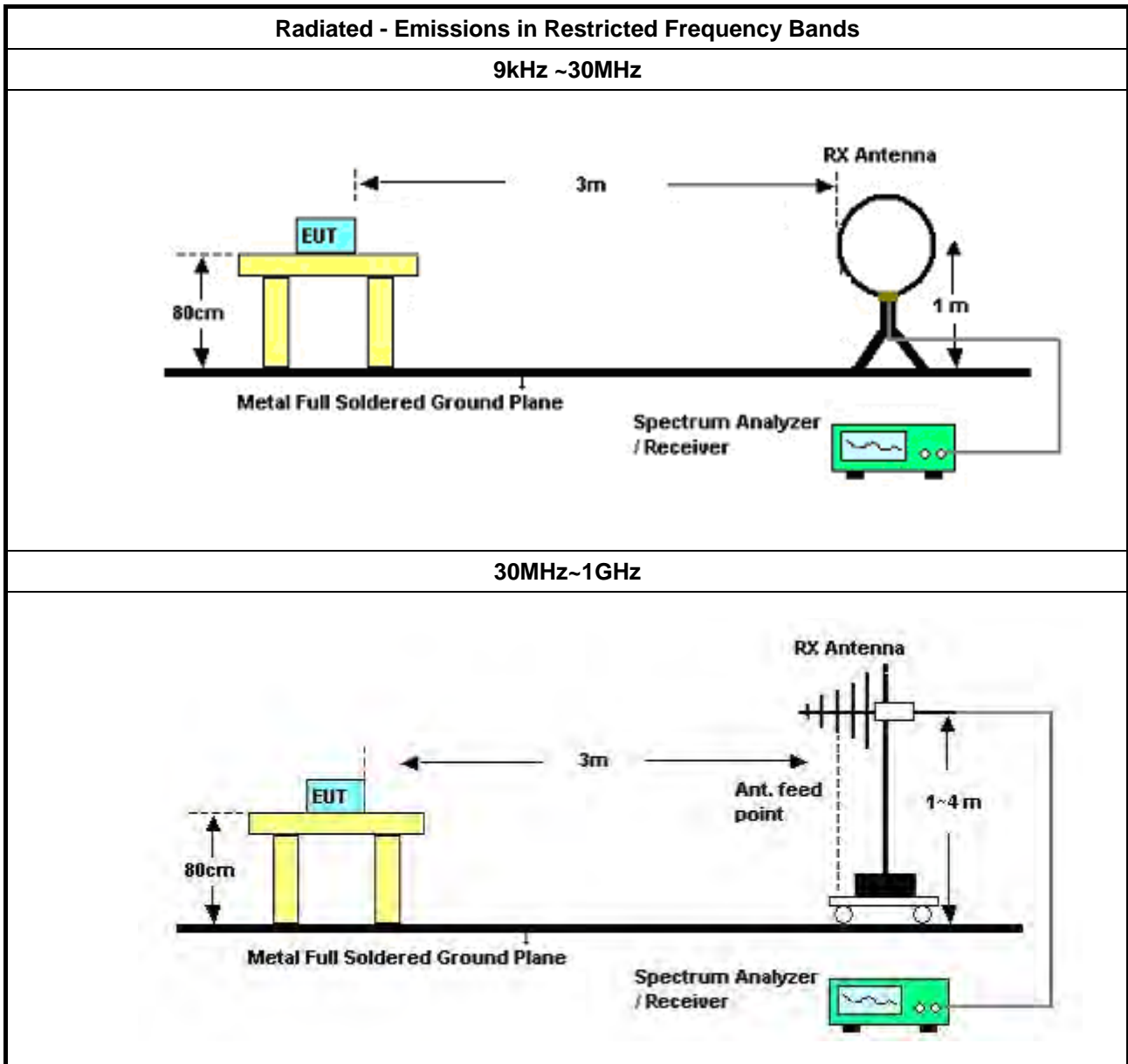
Refer a test equipment and calibration data table in this test report.

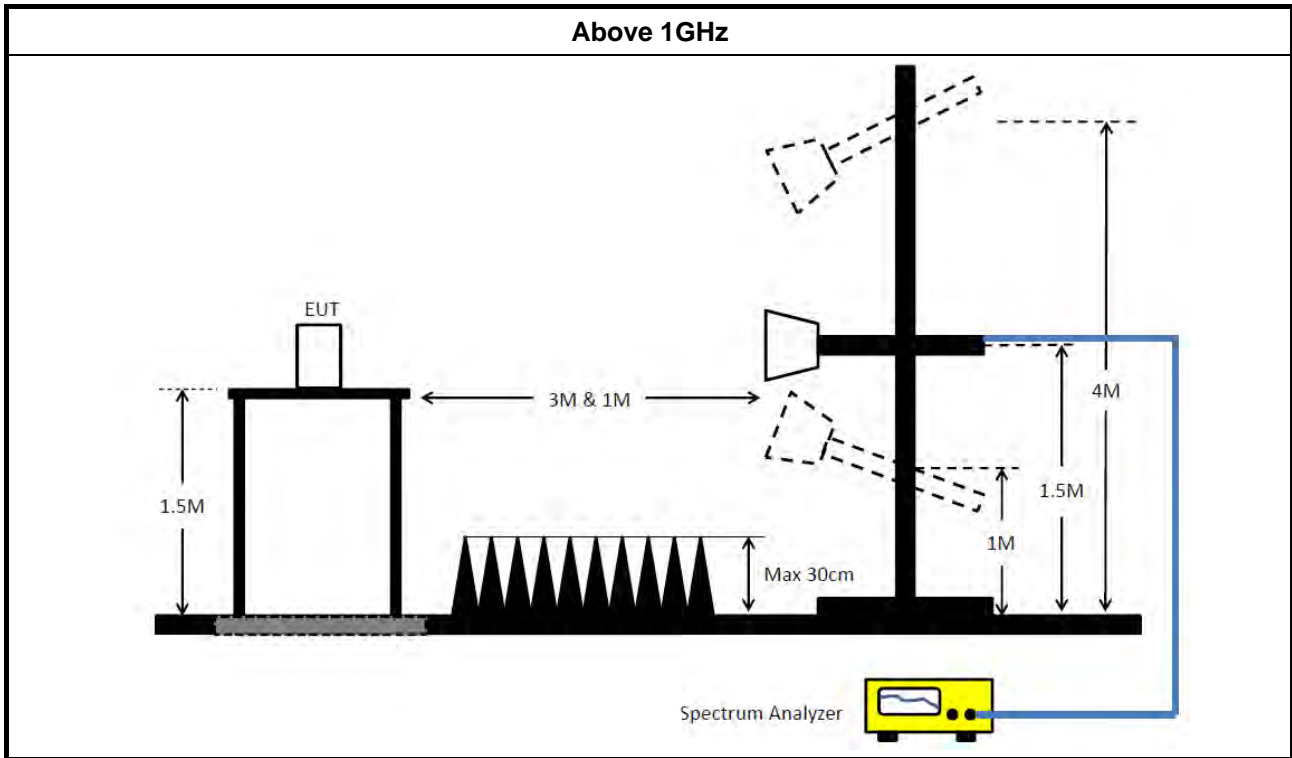


3.6.3 Test Procedures

Test Method	
<ul style="list-style-type: none"> ▪ The average emission levels shall be measured in [duty cycle \geq 98 or duty factor]. 	
<ul style="list-style-type: none"> ▪ Refer as ANSI C63.10, clause 6.10.3 band-edge testing shall be performed at the lowest frequency channel and highest frequency channel within the allowed operating band. 	
<ul style="list-style-type: none"> ▪ For the transmitter unwanted emissions shall be measured using following options below: 	
	<ul style="list-style-type: none"> ▪ Refer as FCC KDB 558074, clause 8.6 for unwanted emissions into restricted bands.
<input type="checkbox"/>	Refer as FCC KDB 558074, clause 8.6 & C63.10 clause 11.12.2.5.1(trace averaging for duty cycle \geq 98%).
<input type="checkbox"/>	Refer as FCC KDB 558074, clause 8.6 & C63.10 clause 11.12.2.5.2(trace averaging + duty factor).
<input checked="" type="checkbox"/>	Refer as FCC KDB 558074, clause 8.6 & C63.10 clause 11.12.2.5.3(Reduced VBW \geq 1/T).
<input type="checkbox"/>	Refer as ANSI C63.10, clause 11.12.2.5.3 (Reduced VBW). VBW \geq 1/T, where T is pulse time.
<input type="checkbox"/>	Refer as ANSI C63.10, clause 7.5 average value of pulsed emissions.
<input checked="" type="checkbox"/>	Refer as FCC KDB 558074, clause 8.6 & C63.10 clause 11.12.2.4 measurement procedure peak limit.
<ul style="list-style-type: none"> ▪ For the transmitter band-edge emissions shall be measured using following options below: 	
	<ul style="list-style-type: none"> ▪ Refer as FCC KDB 558074 clause 8.7 & C63.10 clause 11.13.1, When the performing peak or average radiated measurements, emissions within 2 MHz of the authorized band edge may be measured using the marker-delta method described below.
	<ul style="list-style-type: none"> ▪ Refer as FCC KDB 558074, clause 8.7 (ANSI C63.10, clause 6.10.6) for marker-delta method for band-edge measurements.
	<ul style="list-style-type: none"> ▪ Refer as FCC KDB 558074, clause 8.7 for narrower resolution bandwidth (100kHz) using the band power and summing the spectral levels (i.e., 1 MHz).
	<ul style="list-style-type: none"> ▪ For conducted unwanted emissions into restricted bands (absolute emission limits). Devices with multiple transmit chains using options given below: (1) Measure and sum the spectra across the outputs or (2) Measure and add 10 log(N) dB
	<ul style="list-style-type: none"> ▪ For FCC KDB 662911 The methodology described here may overestimate array gain, thereby resulting in apparent failures to satisfy the out-of-band limits even if the device is actually compliant. In such cases, compliance may be demonstrated by performing radiated tests around the frequencies at which the apparent failures occurred.

3.6.4 Test Setup





3.6.5 Measurement Results Calculation

The measured Level is calculated using:

Corrected Reading: Antenna Factor + Cable Loss + Read Level - Preamp Factor = Level.

3.6.6 Emissions in Restricted Frequency Bands (Below 30MHz)

There is a comparison data of both open-field test site and alternative test site - semi-Anechoic chamber according to KDB414788 Radiated Test Site, and the result came out very similar.

All amplitude of spurious emissions that are attenuated by more than 20 dB below the permissible value has no need to be reported.

The radiated emissions were investigated from 9 kHz or the lowest frequency generated within the device, up to the 10 harmonic or 40 GHz, whichever is appropriate.

3.6.7 Test Result of Emissions in Restricted Frequency Bands

Refer as Appendix F



4 Test Equipment and Calibration Data

Instrument	Manufacturer	Model No.	Serial No.	Characteristics	Calibration Date	Calibration Due Date	Remark
LISN	Schwarzbeck	NSLK 8127	8127650	9kHz ~ 30MHz	Nov. 21, 2018	Nov. 20, 2019	Conduction (CO02-CB)
LISN	Schwarzbeck	NSLK 8127	8127478	9kHz ~ 30MHz	Nov. 05, 2018	Nov. 04, 2019	Conduction (CO02-CB)
EMI Receiver	Agilent	N9038A	MY52260140	9kHz ~ 8.4GHz	Jan. 16, 2019	Jan. 15, 2020	Conduction (CO02-CB)
COND Cable	Woken	Cable	2	0.15MHz ~ 30MHz	Nov. 06, 2018	Nov. 05, 2019	Conduction (CO02-CB)
Software	Audix	E3	6.120210n	-	N.C.R.	N.C.R.	Conduction (CO02-CB)
Loop Antenna	Teseq	HLA 6120	24155	9kHz - 30 MHz	Mar. 29, 2019	Mar. 28, 2020	Radiation (03CH04-CB)
BILOG ANTENNA with 6 dB attenuator	Schaffner & Woken	CBL6112B & N-6-06	22021&AT-N06 07	30MHz ~ 1GHz	Oct. 12, 2018	Oct. 11, 2019	Radiation (03CH04-CB)
Pre-Amplifier	Agilent	310N	187291	0.1MHz ~ 1GHz	Mar. 19, 2019	Mar. 18, 2020	Radiation (03CH04-CB)
Spectrum Analyzer	R&S	FSP40	100142	9kHz~40GHz	Dec. 26, 2018	Dec. 25, 2019	Radiation (03CH04-CB)
EMI Test Receiver	R&S	ESCS	100359	9kHz ~ 2.75GHz	Jul. 03, 2018	Jul. 02, 2019	Radiation (03CH04-CB)
RF Cable-low	Woken	RG402	Low Cable-03+22	30MHz – 1GHz	Oct. 08, 2018	Oct. 07, 2019	Radiation (03CH04-CB)
Horn Antenna	SCHWARZBECK	BBHA9120D	9120D-1292	1GHz~18GHz	Jul. 20, 2018	Jul. 19, 2019	Radiation (03CH06-CB)
Horn Antenna	SCHWARZBECK	BBHA 9170	BBHA9170507	15GHz ~ 40GHz	Jun. 07, 2018	Jun. 06, 2019	Radiation (03CH06-CB)
Pre-Amplifier	Agilent	83017A	MY53270064	0.5GHz ~ 26.5GHz	May 09, 2018	May 08, 2019	Radiation (03CH06-CB)
Pre-Amplifier	Agilent	83017A	MY53270064	0.5GHz ~ 26.5GHz	May 08, 2019	May 07, 2020	Radiation (03CH06-CB)
Spectrum analyzer	R&S	FSP40	100080	9kHz~40GHz	Oct. 03, 2018	Oct. 02, 2019	Radiation (03CH06-CB)
RF Cable-high	HUBER+SUHNER	RG402	High Cable-05	1GHz~18GHz	Oct. 08, 2018	Oct. 07, 2019	Radiation (03CH06-CB)
RF Cable-high	HUBER+SUHNER	RG402	High Cable-05+24	1GHz~18GHz	Oct. 08, 2018	Oct. 07, 2019	Radiation (03CH06-CB)
RF Cable-high	Woken	RG402	High Cable-40G#1	18GHz ~ 40 GHz	Jul. 27, 2018	Jul. 26, 2019	Radiation (03CH06-CB)
RF Cable-high	Woken	RG402	High Cable-40G#2	18GHz ~ 40 GHz	Jul. 27, 2018	Jul. 26, 2019	Radiation (03CH06-CB)
Spectrum analyzer	R&S	FSV40	100979	9kHz~40GHz	Feb. 25, 2019	Feb. 24, 2020	Conducted (TH01-CB)
RF Cable-high	Woken	RG402	High Cable-06	1 GHz – 26.5 GHz	Oct. 08, 2018	Oct. 07, 2019	Conducted (TH01-CB)



Instrument	Manufacturer	Model No.	Serial No.	Characteristics	Calibration Date	Calibration Due Date	Remark
RF Cable-high	Woken	RG402	High Cable-07	1 GHz –26.5 GHz	Oct. 08, 2018	Oct. 07, 2019	Conducted (TH01-CB)
RF Cable-high	Woken	RG402	High Cable-08	1 GHz –26.5 GHz	Oct. 08, 2018	Oct. 07, 2019	Conducted (TH01-CB)
RF Cable-high	Woken	RG402	High Cable-09	1 GHz –26.5 GHz	Oct. 08, 2018	Oct. 07, 2019	Conducted (TH01-CB)
RF Cable-high	Woken	RG402	High Cable-10	1 GHz –26.5 GHz	Oct. 08, 2018	Oct. 07, 2019	Conducted (TH01-CB)
RF Cable-high	Woken	RG402	High Cable-28	1 GHz –26.5 GHz	Nov. 19, 2018	Nov. 18, 2019	Conducted (TH01-CB)
Power Sensor	Agilent	E9327A	US40442088	50MHz~18GHz	Jan. 15, 2019	Jan. 14, 2020	Conducted (TH01-CB)
Power Meter	Agilent	E4416A	GB41291199	50MHz~18GHz	Jan. 15, 2019	Jan. 14, 2020	Conducted (TH01-CB)

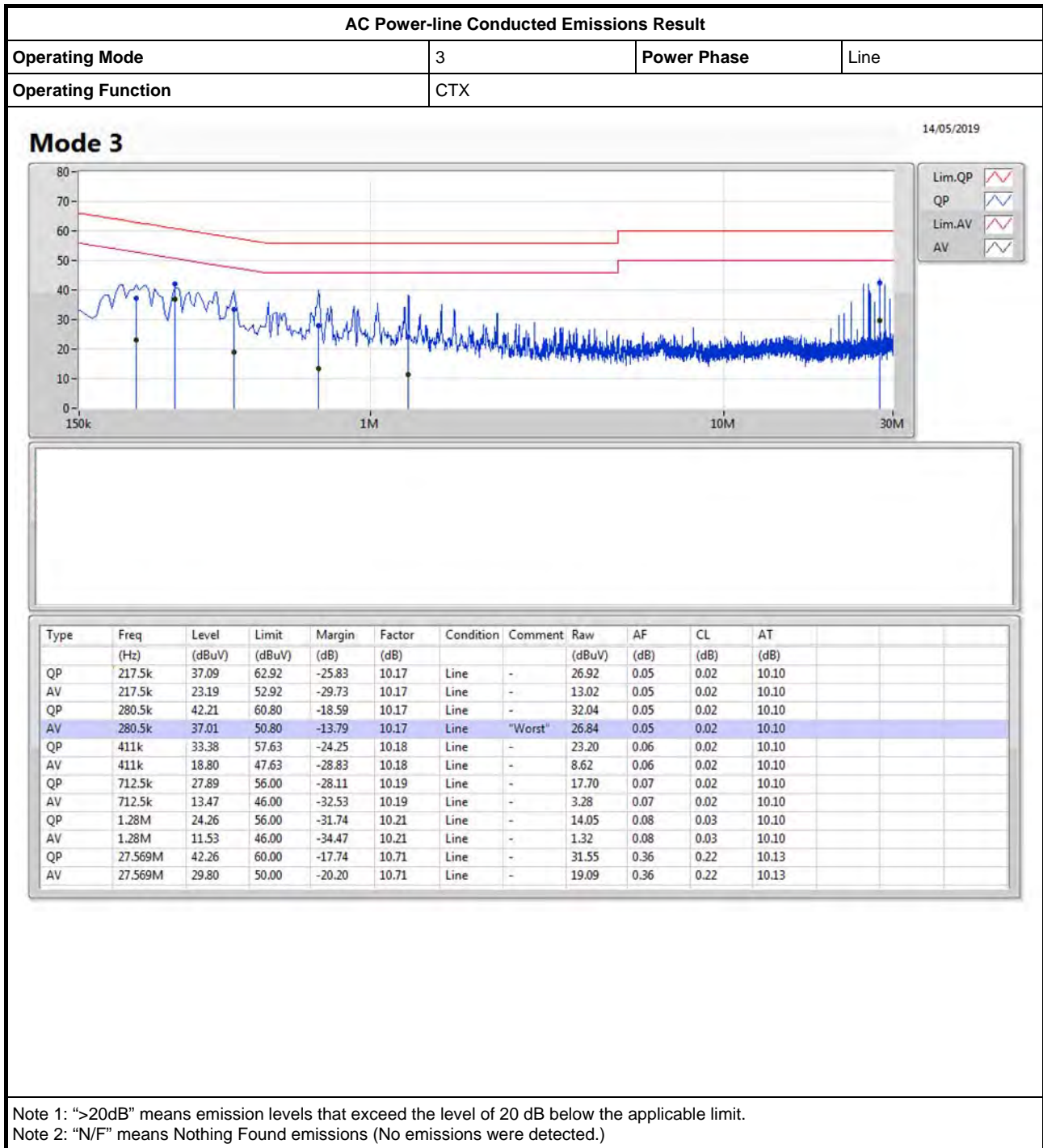
Note: Calibration Interval of instruments listed above is one year.

N.C.R. means Non-Calibration required.



AC Power-line Conducted Emissions Result

Appendix A





AC Power-line Conducted Emissions Result

Appendix A

AC Power-line Conducted Emissions Result			
Operating Mode	3	Power Phase	Neutral
Operating Function	CTX		

Mode 3 14/05/2019

Type	Freq (Hz)	Level (dBuV)	Limit (dBuV)	Margin (dB)	Factor (dB)	Condition	Comment	Raw (dBuV)	AF (dB)	CL (dB)	AT (dB)
QP	195k	39.19	63.82	-24.63	10.15	Neutral	-	29.04	0.03	0.02	10.10
AV	195k	22.68	53.82	-31.14	10.15	Neutral	-	12.53	0.03	0.02	10.10
QP	285k	41.20	60.67	-19.47	10.16	Neutral	-	31.04	0.04	0.02	10.10
AV	285k	33.94	50.67	-16.73	10.16	Neutral	"Worst"	23.78	0.04	0.02	10.10
QP	442.5k	32.87	57.01	-24.14	10.16	Neutral	-	22.71	0.04	0.02	10.10
AV	442.5k	16.24	47.01	-30.77	10.16	Neutral	-	6.08	0.04	0.02	10.10
QP	766.5k	28.41	56.00	-27.59	10.16	Neutral	-	18.25	0.04	0.02	10.10
AV	766.5k	15.48	46.00	-30.52	10.16	Neutral	-	5.32	0.04	0.02	10.10
QP	1.082M	23.58	56.00	-32.42	10.16	Neutral	-	13.42	0.04	0.02	10.10
AV	1.082M	9.16	46.00	-36.84	10.16	Neutral	-	-1.00	0.04	0.02	10.10
QP	27.564M	42.95	60.00	-17.05	10.65	Neutral	-	32.30	0.30	0.22	10.13
AV	27.564M	30.16	50.00	-19.84	10.65	Neutral	-	19.51	0.30	0.22	10.13

Note 1: ">20dB" means emission levels that exceed the level of 20 dB below the applicable limit.
 Note 2: "N/F" means Nothing Found emissions (No emissions were detected.)



EBW Result

Appendix B

Summary

Mode	Max-N dB (Hz)	Max-OBW (Hz)	ITU-Code	Min-N dB (Hz)	Min-OBW (Hz)
2.4-2.4835GHz	-	-	-	-	-
802.11b_Nss1,(1Mbps)_1TX	7.075M	11.769M	11M8G1D	7.025M	11.494M
802.11g_Nss1,(6Mbps)_4TX	16.4M	16.667M	16M7D1D	15.9M	16.542M
VHT20_Nss1,(MCS0)_4TX	17.6M	17.791M	17M8D1D	16.925M	17.716M
802.11ax HEW20_Nss1,(MCS0)_4TX	19.025M	19.015M	19M0D1D	18.2M	18.916M
VHT40_Nss1,(MCS0)_4TX	36.35M	36.482M	36M5D1D	34.1M	35.932M
802.11ax HEW40_Nss1,(MCS0)_4TX	37.65M	37.781M	37M8D1D	34.6M	37.231M
VHT20-BF_Nss1,(MCS0)_4TX	17.6M	17.841M	17M8D1D	16.975M	17.691M
802.11ax HEW20-BF_Nss1,(MCS0)_4TX	18.975M	19.04M	19M0D1D	18.475M	18.916M
VHT40-BF_Nss1,(MCS0)_4TX	36.35M	36.432M	36M4D1D	34.5M	36.032M
802.11ax HEW40-BF_Nss1,(MCS0)_4TX	37.65M	37.731M	37M7D1D	35.35M	37.381M

Max-N dB = Maximum 6dB down bandwidth; **Max-OBW** = Maximum 99% occupied bandwidth;
Min-N dB = Minimum 6dB down bandwidth; **Min-OBW** = Minimum 99% occupied bandwidth;

Result

Mode	Result	Limit (Hz)	Port 1-N dB (Hz)	Port 1-OBW (Hz)	Port 2-N dB (Hz)	Port 2-OBW (Hz)	Port 3-N dB (Hz)	Port 3-OBW (Hz)	Port 4-N dB (Hz)	Port 4-OBW (Hz)
802.11b_Nss1,(1Mbps)_1TX	-	-	-	-	-	-	-	-	-	-
2412MHz	Pass	500k	7.075M	11.619M						
2437MHz	Pass	500k	7.025M	11.494M						
2462MHz	Pass	500k	7.025M	11.769M						
802.11g_Nss1,(6Mbps)_4TX	-	-	-	-	-	-	-	-	-	-
2412MHz	Pass	500k	16.325M	16.592M	16.325M	16.567M	16.3M	16.617M	16.325M	16.542M
2437MHz	Pass	500k	15.925M	16.592M	16.325M	16.617M	15.9M	16.667M	16.3M	16.617M
2462MHz	Pass	500k	16.325M	16.567M	16.35M	16.567M	16.4M	16.592M	16.35M	16.542M
VHT20_Nss1,(MCS0)_4TX	-	-	-	-	-	-	-	-	-	-
2412MHz	Pass	500k	17.6M	17.741M	17.6M	17.741M	17.6M	17.791M	17.325M	17.716M
2437MHz	Pass	500k	17.55M	17.766M	17.525M	17.766M	16.925M	17.791M	17.575M	17.791M
2462MHz	Pass	500k	17.575M	17.766M	17.6M	17.766M	16.95M	17.766M	17.55M	17.766M
802.11ax HEW20_Nss1,(MCS0)_4TX	-	-	-	-	-	-	-	-	-	-
2412MHz	Pass	500k	18.575M	18.966M	18.95M	18.966M	18.9M	18.991M	18.525M	18.966M
2437MHz	Pass	500k	18.75M	18.991M	18.6M	19.015M	18.2M	18.966M	18.9M	19.015M
2462MHz	Pass	500k	19.025M	18.991M	18.95M	18.966M	18.775M	18.966M	18.85M	18.916M
VHT40_Nss1,(MCS0)_4TX	-	-	-	-	-	-	-	-	-	-
2422MHz	Pass	500k	35.45M	36.082M	35.65M	36.182M	36.35M	36.482M	36.05M	36.182M
2437MHz	Pass	500k	35.65M	36.182M	34.1M	36.032M	34.45M	36.132M	35.75M	36.182M
2452MHz	Pass	500k	36.35M	36.382M	35.75M	36.332M	35.65M	35.932M	36.35M	36.282M
802.11ax HEW40_Nss1,(MCS0)_4TX	-	-	-	-	-	-	-	-	-	-
2422MHz	Pass	500k	36.45M	37.231M	36.6M	37.481M	37.6M	37.781M	34.6M	37.331M
2437MHz	Pass	500k	36.6M	37.581M	35.4M	37.331M	36.3M	37.481M	37.25M	37.631M
2452MHz	Pass	500k	37.3M	37.581M	37.15M	37.631M	36.25M	37.331M	37.65M	37.631M
VHT20-BF_Nss1,(MCS0)_4TX	-	-	-	-	-	-	-	-	-	-
2412MHz	Pass	500k	17.2M	17.741M	17.6M	17.741M	17.6M	17.766M	17.525M	17.691M
2437MHz	Pass	500k	17.15M	17.766M	17.525M	17.716M	17.575M	17.766M	17.6M	17.791M

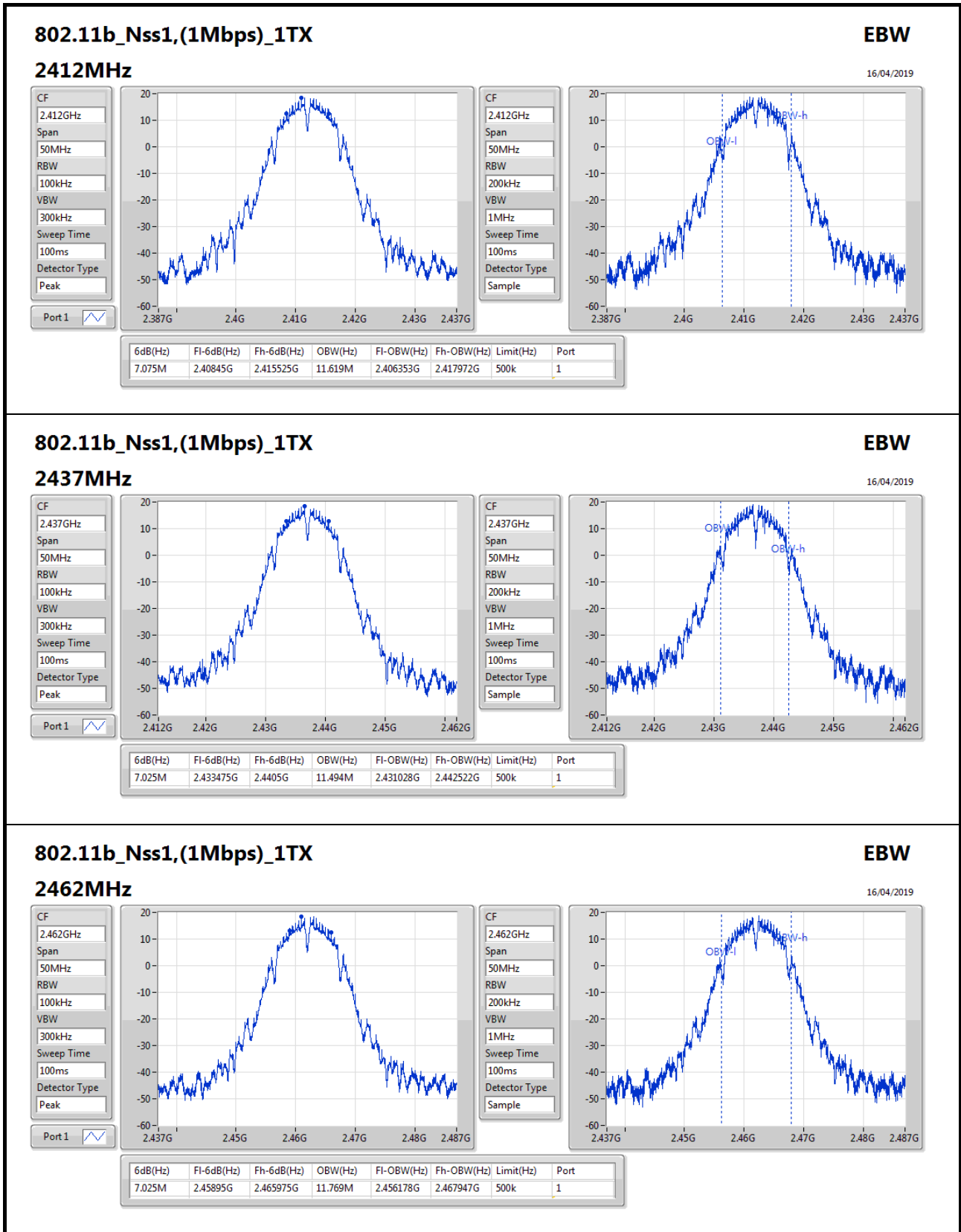


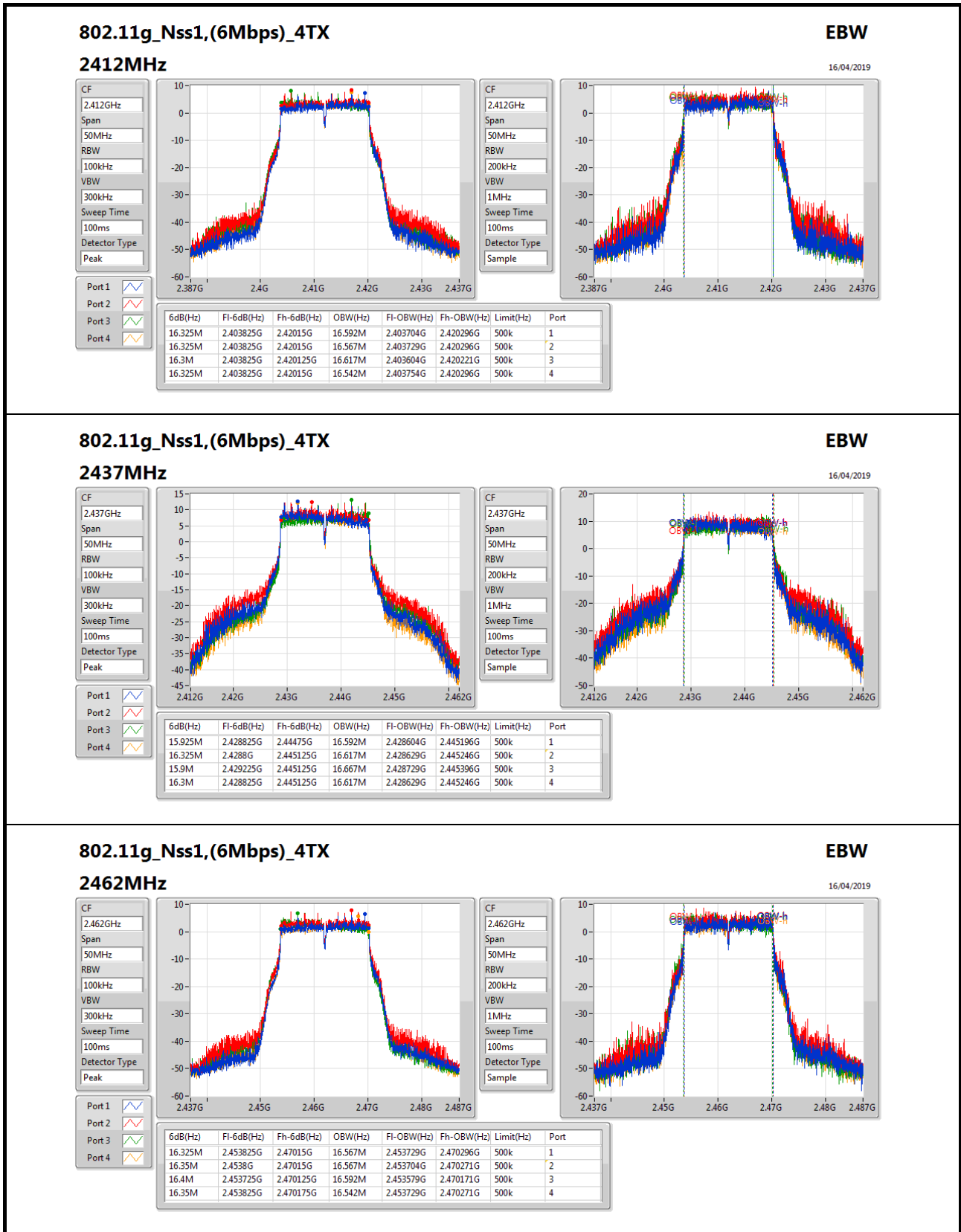
EBW Result

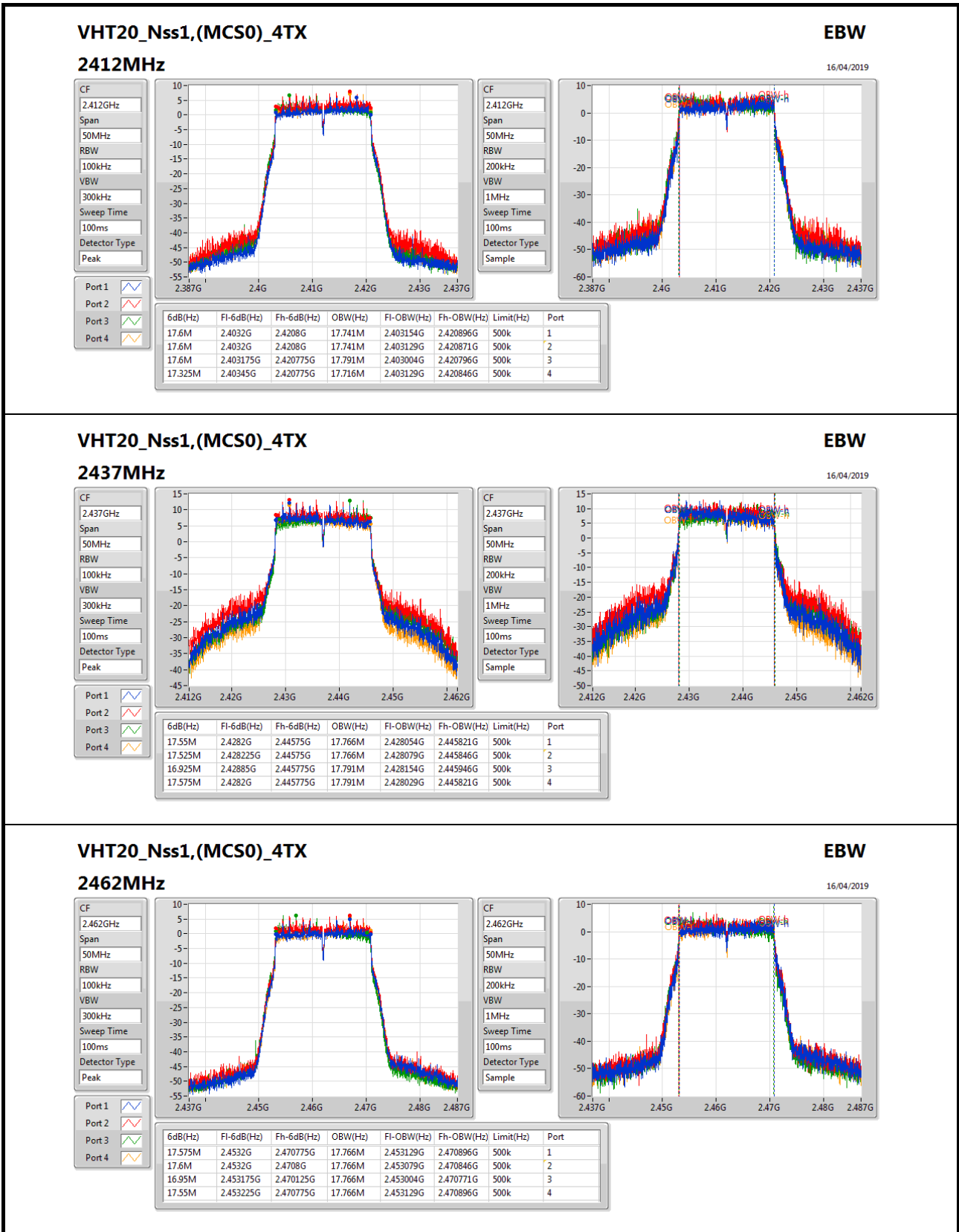
Appendix B

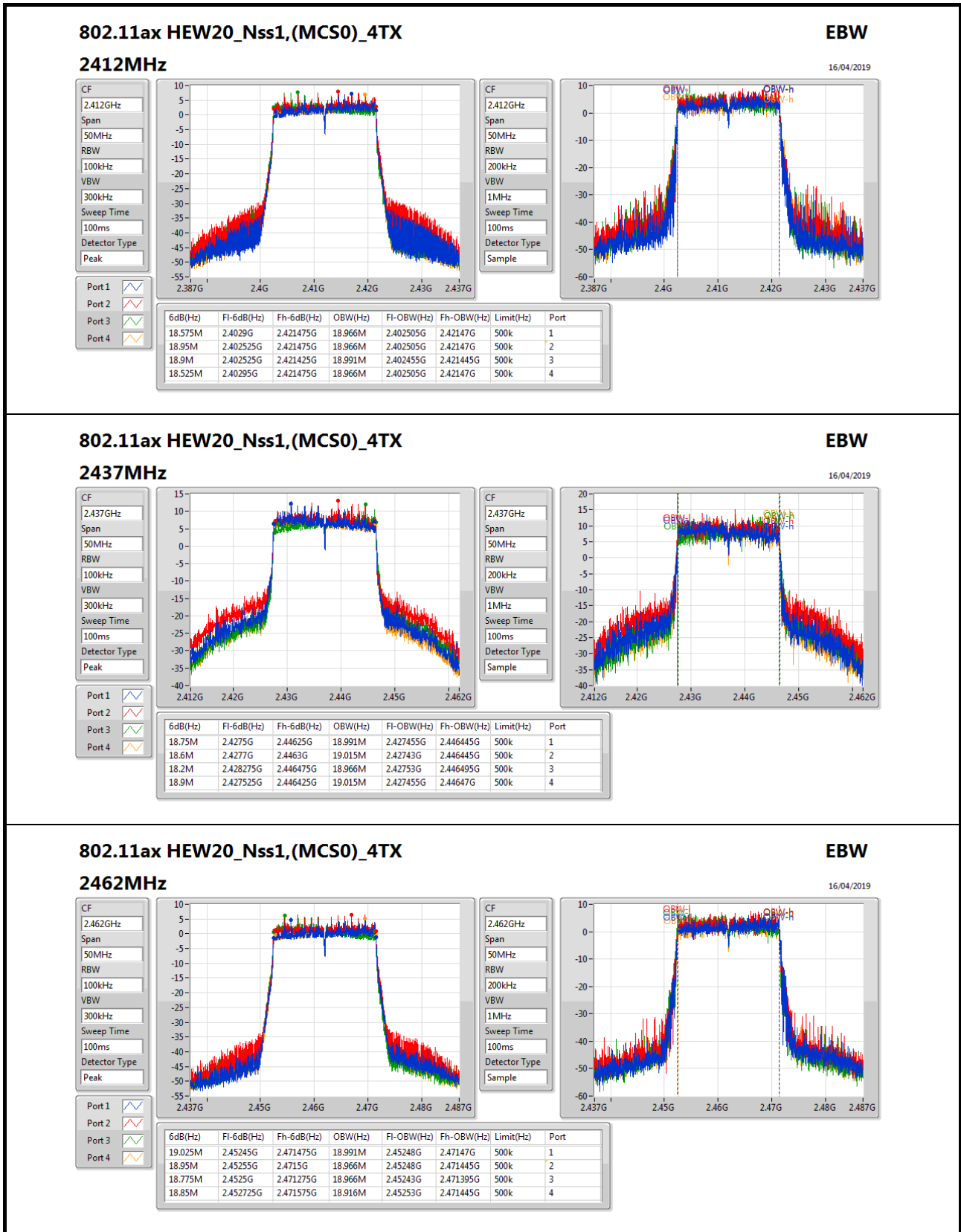
Mode	Result	Limit (Hz)	Port 1-N dB (Hz)	Port 1-OBW (Hz)	Port 2-N dB (Hz)	Port 2-OBW (Hz)	Port 3-N dB (Hz)	Port 3-OBW (Hz)	Port 4-N dB (Hz)	Port 4-OBW (Hz)
2462MHz	Pass	500k	17.575M	17.766M	17.6M	17.841M	16.975M	17.766M	17.575M	17.766M
802.11ax HEW20-BF_Nss1,(MCS0)_4TX	-	-	-	-	-	-	-	-	-	-
2412MHz	Pass	500k	18.6M	18.941M	18.95M	19.04M	18.875M	18.991M	18.85M	18.916M
2437MHz	Pass	500k	18.7M	18.991M	18.825M	18.916M	18.55M	18.991M	18.975M	18.966M
2462MHz	Pass	500k	18.7M	18.991M	18.95M	18.966M	18.725M	18.916M	18.475M	18.966M
VHT40-BF_Nss1,(MCS0)_4TX	-	-	-	-	-	-	-	-	-	-
2422MHz	Pass	500k	35M	36.082M	36.05M	36.082M	36.35M	36.382M	35.65M	36.082M
2437MHz	Pass	500k	34.5M	36.232M	35.7M	36.082M	35.65M	36.182M	36.35M	36.182M
2452MHz	Pass	500k	36.35M	36.432M	35.75M	36.382M	35.6M	36.032M	36.3M	36.382M
802.11ax HEW40-BF_Nss1,(MCS0)_4TX	-	-	-	-	-	-	-	-	-	-
2422MHz	Pass	500k	37.15M	37.381M	36.3M	37.431M	37.65M	37.731M	35.95M	37.381M
2437MHz	Pass	500k	36.6M	37.431M	35.35M	37.381M	36.65M	37.431M	37.3M	37.531M
2452MHz	Pass	500k	37.55M	37.681M	37.6M	37.681M	35.45M	37.381M	37.6M	37.681M

Port X-N dB = Port X 6dB down bandwidth; Port X-OBW = Port X 99% occupied bandwidth;








802.11ax HEW20_Nss1,(MCS0)_4TX
EBW

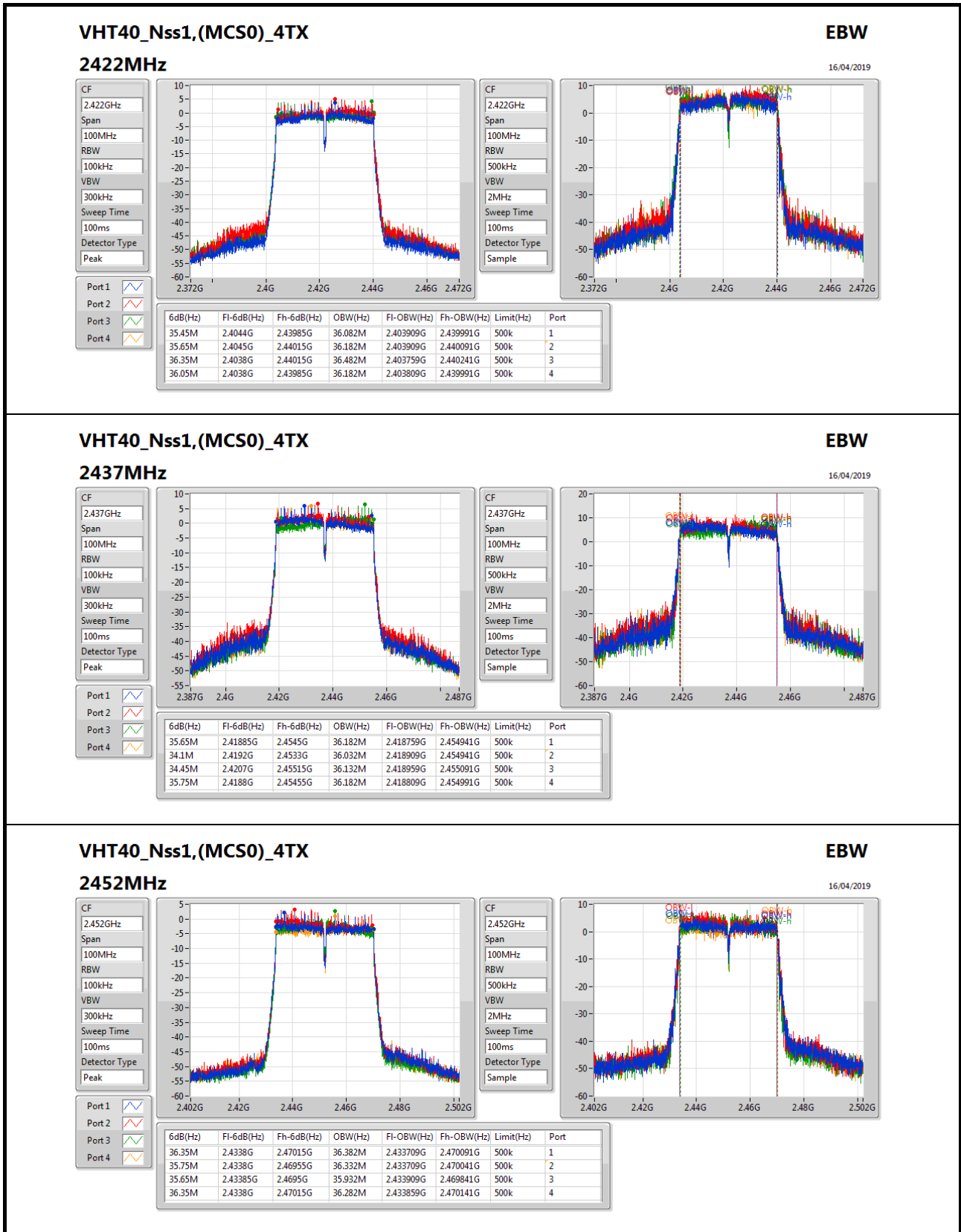
16/04/2019

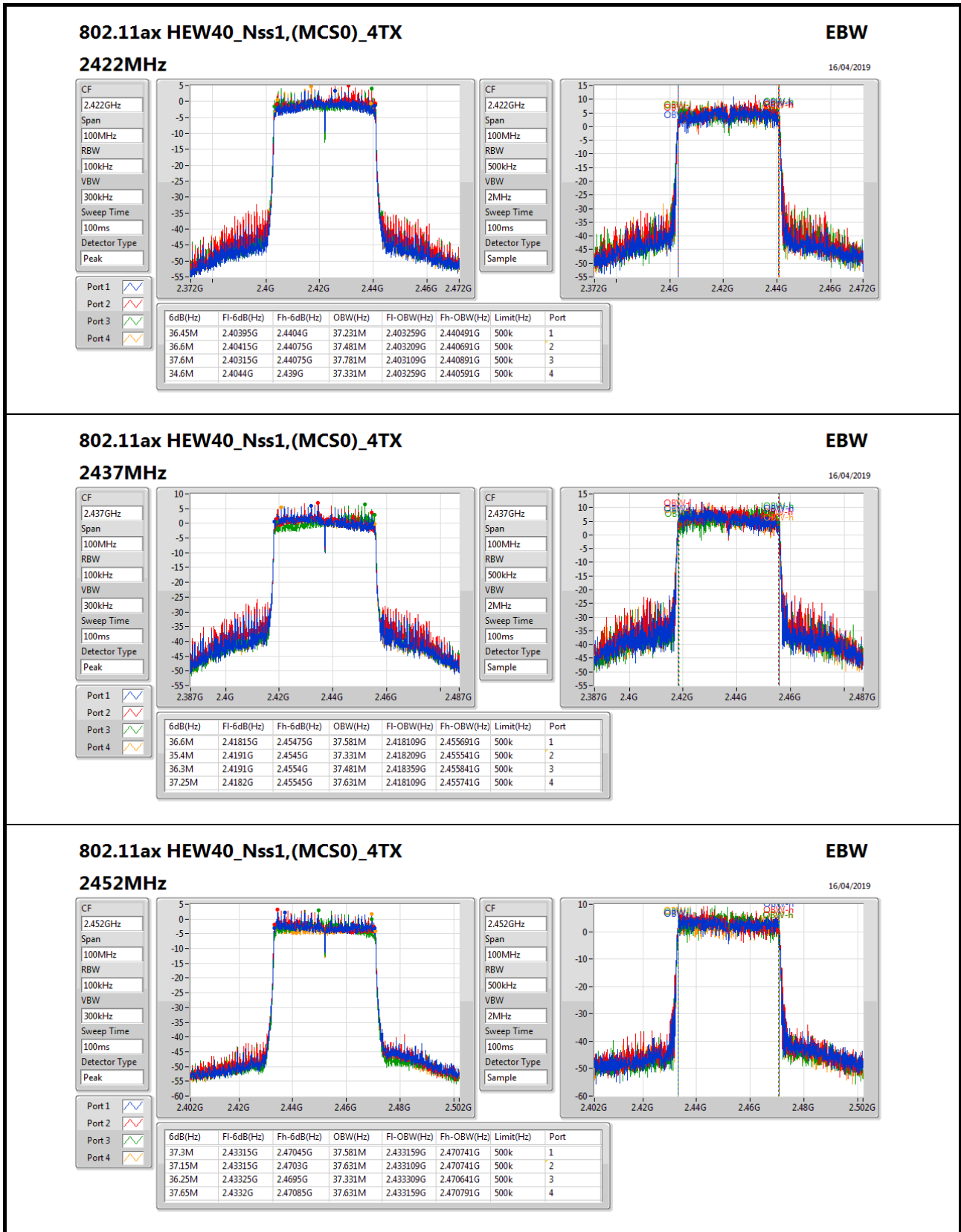
2462MHz

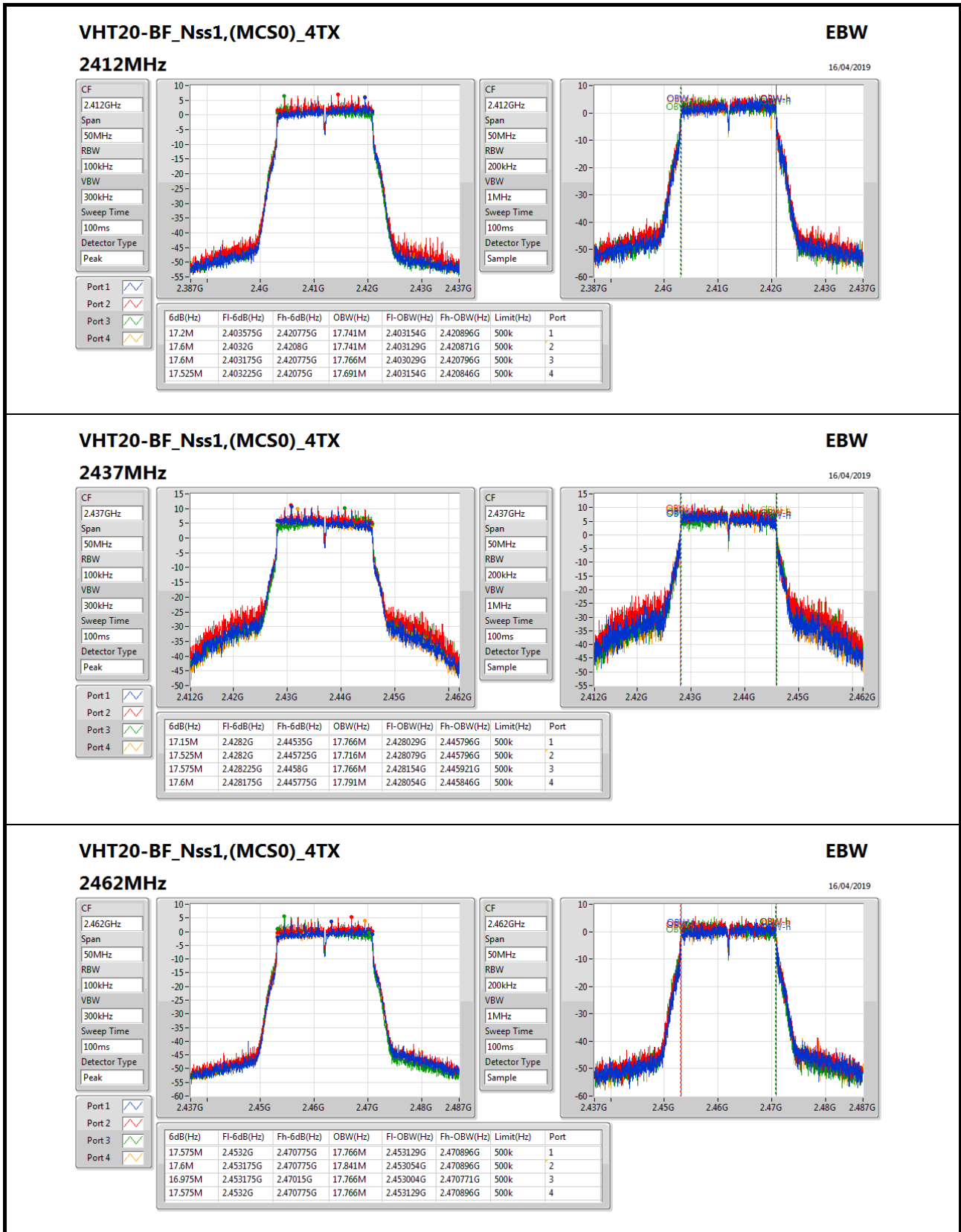
CF: 2.462GHz
Span: 50MHz
RBW: 100kHz
VBW: 300kHz
Sweep Time: 100ms
Detector Type: Peak

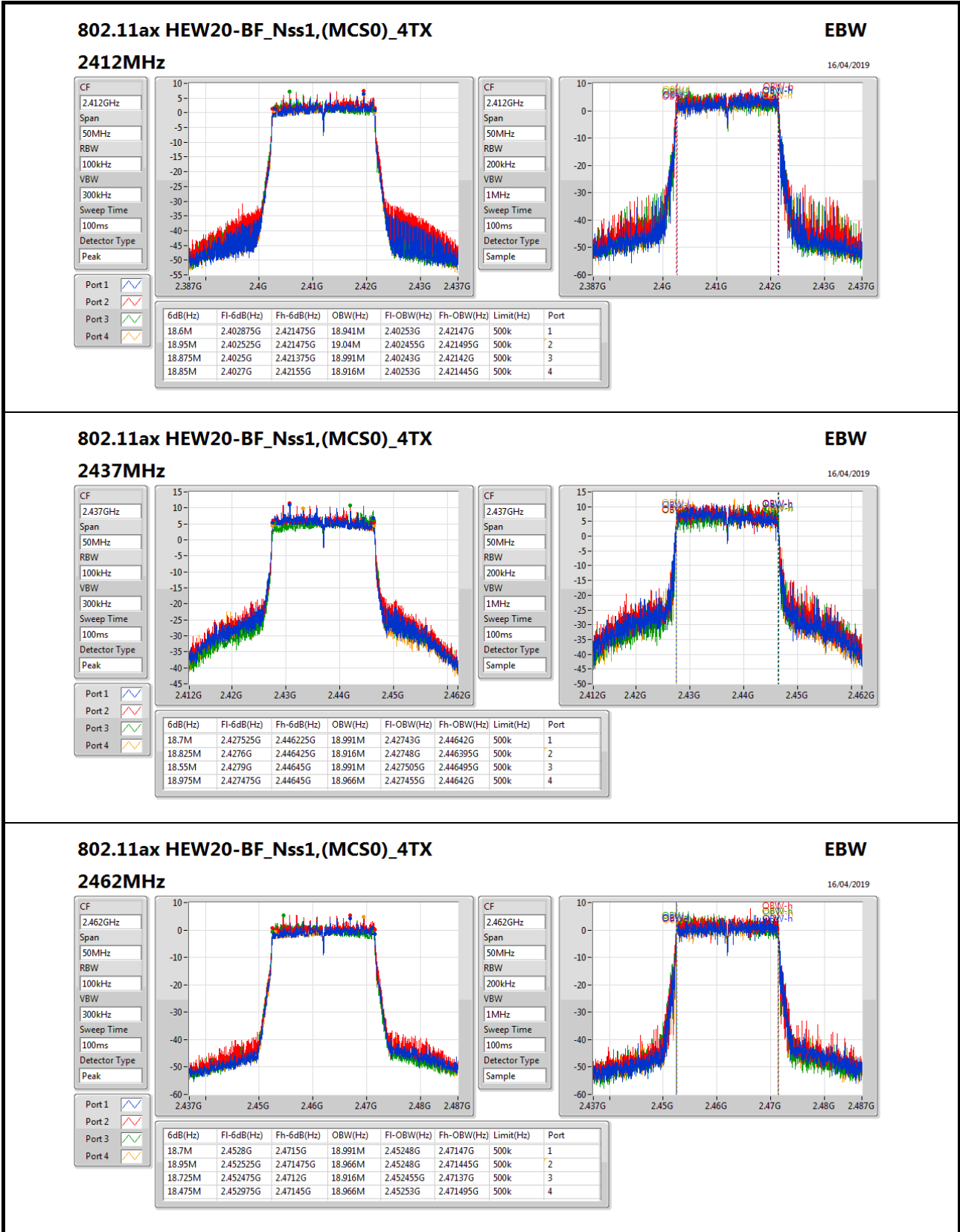
CF: 2.462GHz
Span: 50MHz
RBW: 200kHz
VBW: 1MHz
Sweep Time: 100ms
Detector Type: Sample

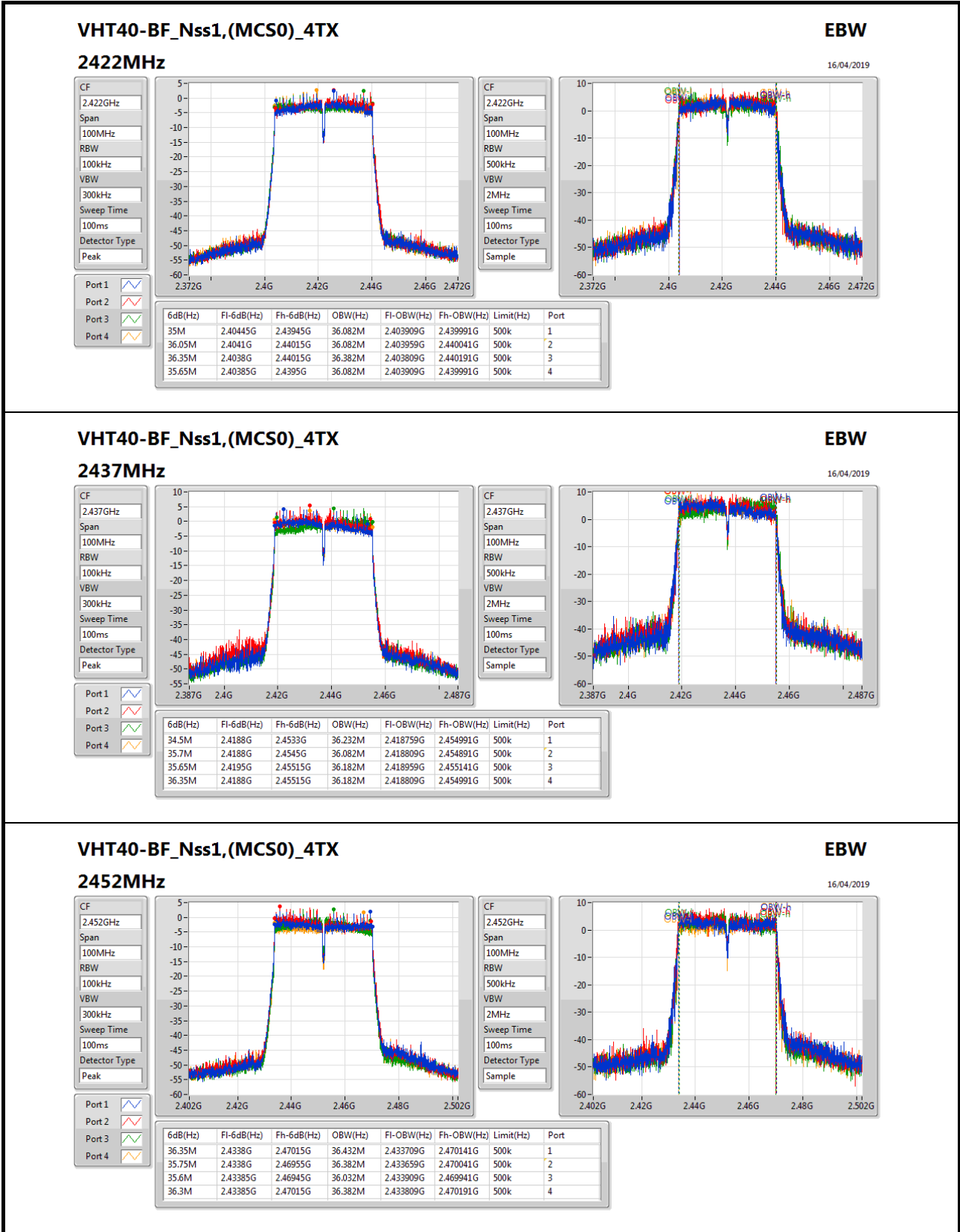
6dB(Hz)	Fl-6dB(Hz)	Fh-6dB(Hz)	OBW(Hz)	Fl-OBW(Hz)	Fh-OBW(Hz)	Limit(Hz)	Port
19.025M	2.45245G	2.471475G	18.991M	2.45248G	2.47147G	500k	1
18.95M	2.45255G	2.4715G	18.966M	2.45248G	2.471445G	500k	2
18.775M	2.4525G	2.471275G	18.966M	2.45243G	2.471395G	500k	3
18.85M	2.452725G	2.471575G	18.916M	2.45253G	2.471445G	500k	4

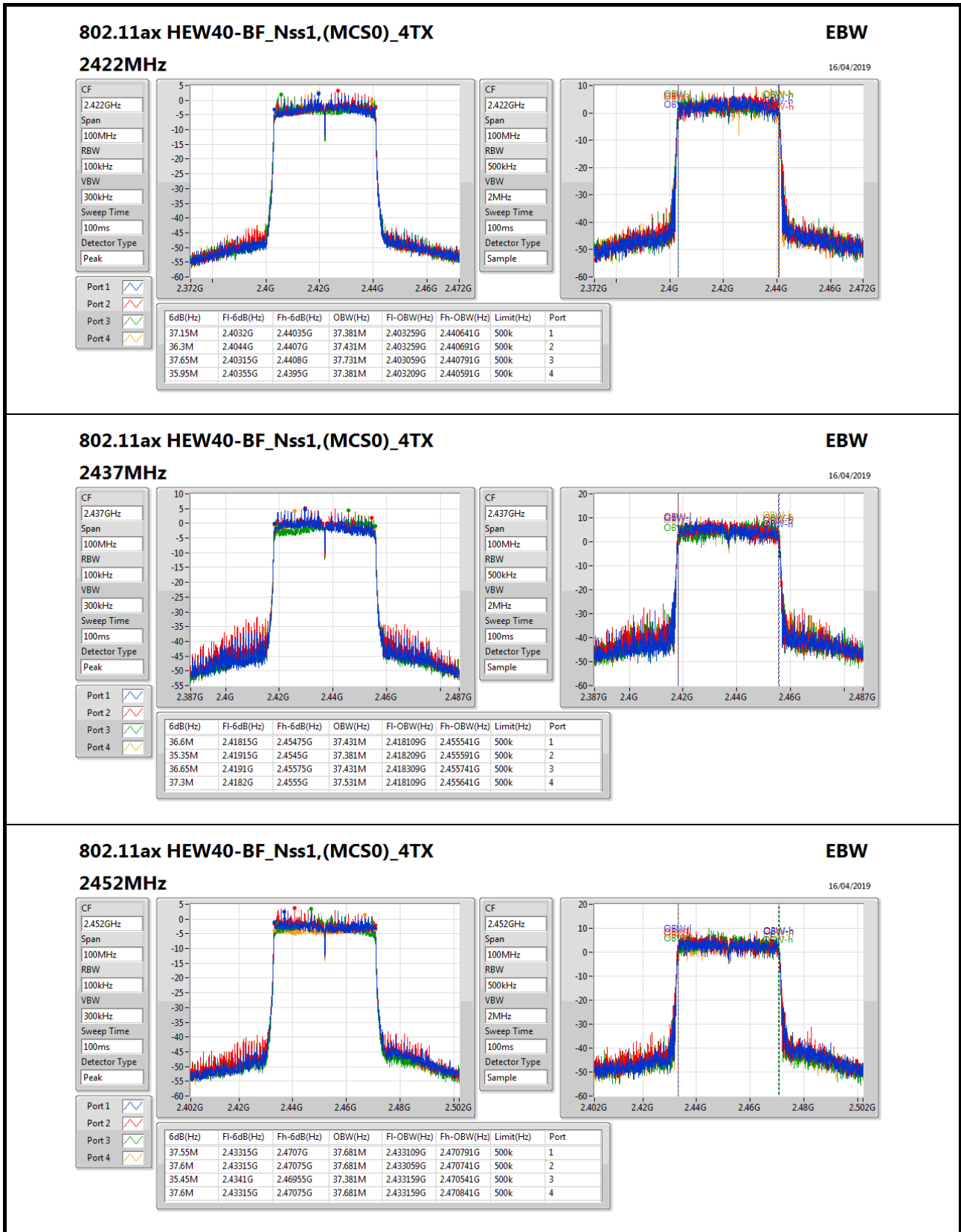














AV Power Result

Appendix C

Summary

Mode	Total Power (dBm)	Total Power (W)
2.4-2.4835GHz	-	-
802.11b_Nss1,(1Mbps)_1TX	26.51	0.44771
802.11g_Nss1,(6Mbps)_4TX	29.84	0.96383
VHT20_Nss1,(MCS0)_4TX	29.51	0.89331
802.11ax HEW20_Nss1,(MCS0)_4TX	29.86	0.96828
VHT40_Nss1,(MCS0)_4TX	25.87	0.38637
802.11ax HEW40_Nss1,(MCS0)_4TX	26.24	0.42073
VHT20-BF_Nss1,(MCS0)_4TX	27.99	0.62951
802.11ax HEW20-BF_Nss1,(MCS0)_4TX	28.24	0.66681
VHT40-BF_Nss1,(MCS0)_4TX	24.66	0.29242
802.11ax HEW40-BF_Nss1,(MCS0)_4TX	24.93	0.31117

Result

Mode	Result	DG (dBi)	Port 1 (dBm)	Port 2 (dBm)	Port 3 (dBm)	Port 4 (dBm)	Total Power (dBm)	Power Limit (dBm)
802.11b_Nss1,(1Mbps)_1TX	-	-	-	-	-	-	-	-
2412MHz	Pass	1.70	26.47				26.47	30.00
2437MHz	Pass	1.70	26.51				26.51	30.00
2462MHz	Pass	1.70	26.46				26.46	30.00
802.11g_Nss1,(6Mbps)_4TX	-	-	-	-	-	-	-	-
2412MHz	Pass	2.49	18.57	20.03	19.30	18.83	25.24	30.00
2417MHz	Pass	2.49	21.17	22.58	21.66	21.25	27.72	30.00
2437MHz	Pass	2.49	23.50	24.57	23.77	23.31	29.84	30.00
2457MHz	Pass	2.49	21.83	23.25	22.51	21.54	28.35	30.00
2462MHz	Pass	2.49	18.19	19.55	19.07	18.05	24.78	30.00
VHT20_Nss1,(MCS0)_4TX	-	-	-	-	-	-	-	-
2412MHz	Pass	2.49	17.96	19.27	18.76	18.37	24.64	30.00
2417MHz	Pass	2.49	20.80	22.26	21.40	20.46	27.31	30.00
2437MHz	Pass	2.49	23.22	24.40	23.22	22.99	29.51	30.00
2457MHz	Pass	2.49	20.44	21.78	21.03	19.92	26.87	30.00
2462MHz	Pass	2.49	16.97	18.21	17.84	16.73	23.50	30.00
802.11ax HEW20_Nss1,(MCS0)_4TX	-	-	-	-	-	-	-	-
2412MHz	Pass	2.49	18.49	19.57	18.93	18.60	24.94	30.00
2417MHz	Pass	2.49	20.74	22.40	21.57	21.31	27.57	30.00
2437MHz	Pass	2.49	23.60	24.78	23.53	23.28	29.86	30.00
2457MHz	Pass	2.49	20.65	21.98	21.08	20.05	27.02	30.00
2462MHz	Pass	2.49	17.25	18.48	18.08	17.27	23.82	30.00
VHT40_Nss1,(MCS0)_4TX	-	-	-	-	-	-	-	-
2422MHz	Pass	2.49	17.70	19.06	17.80	18.28	24.26	30.00
2437MHz	Pass	2.49	18.92	20.52	19.93	19.87	25.87	30.00
2447MHz	Pass	2.49	18.05	18.99	18.75	18.16	24.53	30.00
2452MHz	Pass	2.49	16.57	17.39	17.03	15.95	22.79	30.00
802.11ax HEW40_Nss1,(MCS0)_4TX	-	-	-	-	-	-	-	-
2422MHz	Pass	2.49	18.13	19.18	18.64	18.63	24.68	30.00



AV Power Result

Appendix C

Mode	Result	DG (dBi)	Port 1 (dBm)	Port 2 (dBm)	Port 3 (dBm)	Port 4 (dBm)	Total Power (dBm)	Power Limit (dBm)
2437MHz	Pass	2.49	20.11	20.72	19.91	20.08	26.24	30.00
2447MHz	Pass	2.49	18.60	19.43	18.84	18.54	24.89	30.00
2452MHz	Pass	2.49	16.97	17.53	17.31	16.36	23.09	30.00
VHT20-BF_Nss1,(MCS0)_4TX	-	-	-	-	-	-	-	-
2412MHz	Pass	7.73	17.80	18.85	18.23	17.69	24.19	28.27
2417MHz	Pass	7.73	19.46	20.69	19.88	19.43	25.92	28.27
2437MHz	Pass	7.73	21.61	22.64	21.83	21.70	27.99	28.27
2457MHz	Pass	7.73	18.95	20.17	19.73	18.63	25.43	28.27
2462MHz	Pass	7.73	15.99	17.26	16.99	15.96	22.61	28.27
802.11ax HEW20-BF_Nss1,(MCS0)_4TX	-	-	-	-	-	-	-	-
2412MHz	Pass	7.73	17.88	19.23	18.44	18.09	24.46	28.27
2417MHz	Pass	7.73	19.58	20.84	20.33	19.91	26.21	28.27
2437MHz	Pass	7.73	22.14	22.72	22.05	21.92	28.24	28.27
2457MHz	Pass	7.73	18.95	20.70	19.98	19.02	25.74	28.27
2462MHz	Pass	7.73	16.36	17.54	17.26	16.41	22.94	28.27
VHT40-BF_Nss1,(MCS0)_4TX	-	-	-	-	-	-	-	-
2422MHz	Pass	7.73	16.03	16.92	16.49	16.52	22.52	28.27
2437MHz	Pass	7.73	18.21	19.34	18.47	18.45	24.66	28.27
2452MHz	Pass	7.73	16.56	17.46	17.06	15.98	22.82	28.27
802.11ax HEW40-BF_Nss1,(MCS0)_4TX	-	-	-	-	-	-	-	-
2422MHz	Pass	7.73	16.56	17.08	16.74	16.79	22.82	28.27
2437MHz	Pass	7.73	18.66	19.55	18.77	18.59	24.93	28.27
2452MHz	Pass	7.73	16.88	17.71	17.26	16.45	23.12	28.27

DG = Directional Gain; Port X = Port X output power
Note : Conducted average output power is for reference only



PSD Result

Appendix D

Summary

Mode	PD (dBm/RBW)
2.4-2.4835GHz	-
802.11b_Nss1,(1Mbps)_1TX	4.33
802.11g_Nss1,(6Mbps)_4TX	3.64
VHT20_Nss1,(MCS0)_4TX	2.61
802.11ax HEW20_Nss1,(MCS0)_4TX	4.05
VHT40_Nss1,(MCS0)_4TX	-3.65
802.11ax HEW40_Nss1,(MCS0)_4TX	-2.65
VHT20-BF_Nss1,(MCS0)_4TX	0.61
802.11ax HEW20-BF_Nss1,(MCS0)_4TX	0.39
VHT40-BF_Nss1,(MCS0)_4TX	-3.33
802.11ax HEW40-BF_Nss1,(MCS0)_4TX	-4.87

RBW=3kHz.

Result

Mode	Result	DG (dBi)	Port 1 (dBm/RBW)	Port 2 (dBm/RBW)	Port 3 (dBm/RBW)	Port 4 (dBm/RBW)	PD (dBm/RBW)	PD Limit (dBm/RBW)
802.11b_Nss1,(1Mbps)_1TX	-	-	-	-	-	-	-	-
2412MHz	Pass	1.70	3.80				3.80	8.00
2437MHz	Pass	1.70	4.33				4.33	8.00
2462MHz	Pass	1.70	2.51				2.51	8.00
802.11g_Nss1,(6Mbps)_4TX	-	-	-	-	-	-	-	-
2412MHz	Pass	7.73	-6.95	-5.28	-5.88	-7.74	-1.25	6.27
2437MHz	Pass	7.73	-2.04	-1.29	-1.85	-2.24	3.64	6.27
2462MHz	Pass	7.73	-7.66	-6.45	-6.44	-8.59	-2.36	6.27
VHT20_Nss1,(MCS0)_4TX	-	-	-	-	-	-	-	-
2412MHz	Pass	7.73	-7.36	-6.88	-7.22	-7.91	-2.39	6.27
2437MHz	Pass	7.73	-3.15	-1.02	-3.06	-2.95	2.61	6.27
2462MHz	Pass	7.73	-8.88	-7.71	-8.46	-9.71	-3.77	6.27
802.11ax HEW20_Nss1,(MCS0)_4TX	-	-	-	-	-	-	-	-
2412MHz	Pass	7.73	-7.46	-5.24	-7.32	-7.94	-1.87	6.27
2437MHz	Pass	7.73	-1.55	-2.24	-2.34	-1.40	4.05	6.27
2462MHz	Pass	7.73	-9.67	-6.35	-6.01	-8.50	-1.93	6.27
VHT40_Nss1,(MCS0)_4TX	-	-	-	-	-	-	-	-
2422MHz	Pass	7.73	-10.36	-9.00	-9.03	-8.88	-4.59	6.27
2437MHz	Pass	7.73	-8.79	-6.81	-8.20	-8.16	-3.65	6.27
2452MHz	Pass	7.73	-12.66	-11.36	-11.45	-13.45	-7.54	6.27
802.11ax HEW40_Nss1,(MCS0)_4TX	-	-	-	-	-	-	-	-
2422MHz	Pass	7.73	-11.63	-10.48	-10.92	-9.75	-4.64	6.27
2437MHz	Pass	7.73	-9.37	-7.32	-9.43	-8.33	-2.65	6.27
2452MHz	Pass	7.73	-13.64	-11.18	-11.75	-14.33	-7.15	6.27
VHT20-BF_Nss1,(MCS0)_4TX	-	-	-	-	-	-	-	-
2412MHz	Pass	7.73	-8.18	-7.15	-6.97	-8.43	-2.98	6.27
2437MHz	Pass	7.73	-3.58	-3.25	-4.67	-4.23	0.61	6.27
2462MHz	Pass	7.73	-9.89	-9.02	-8.77	-10.19	-4.18	6.27



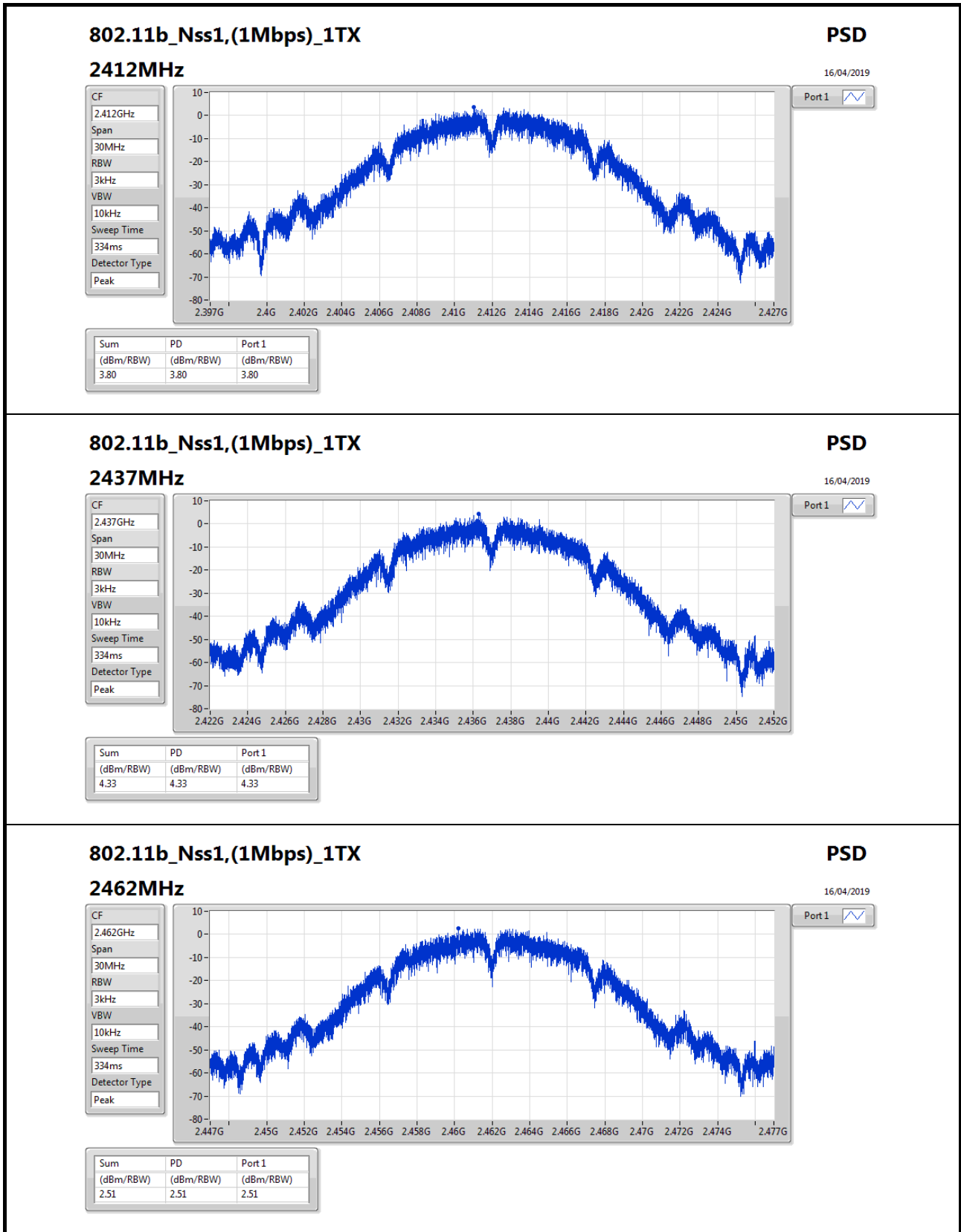
PSD Result

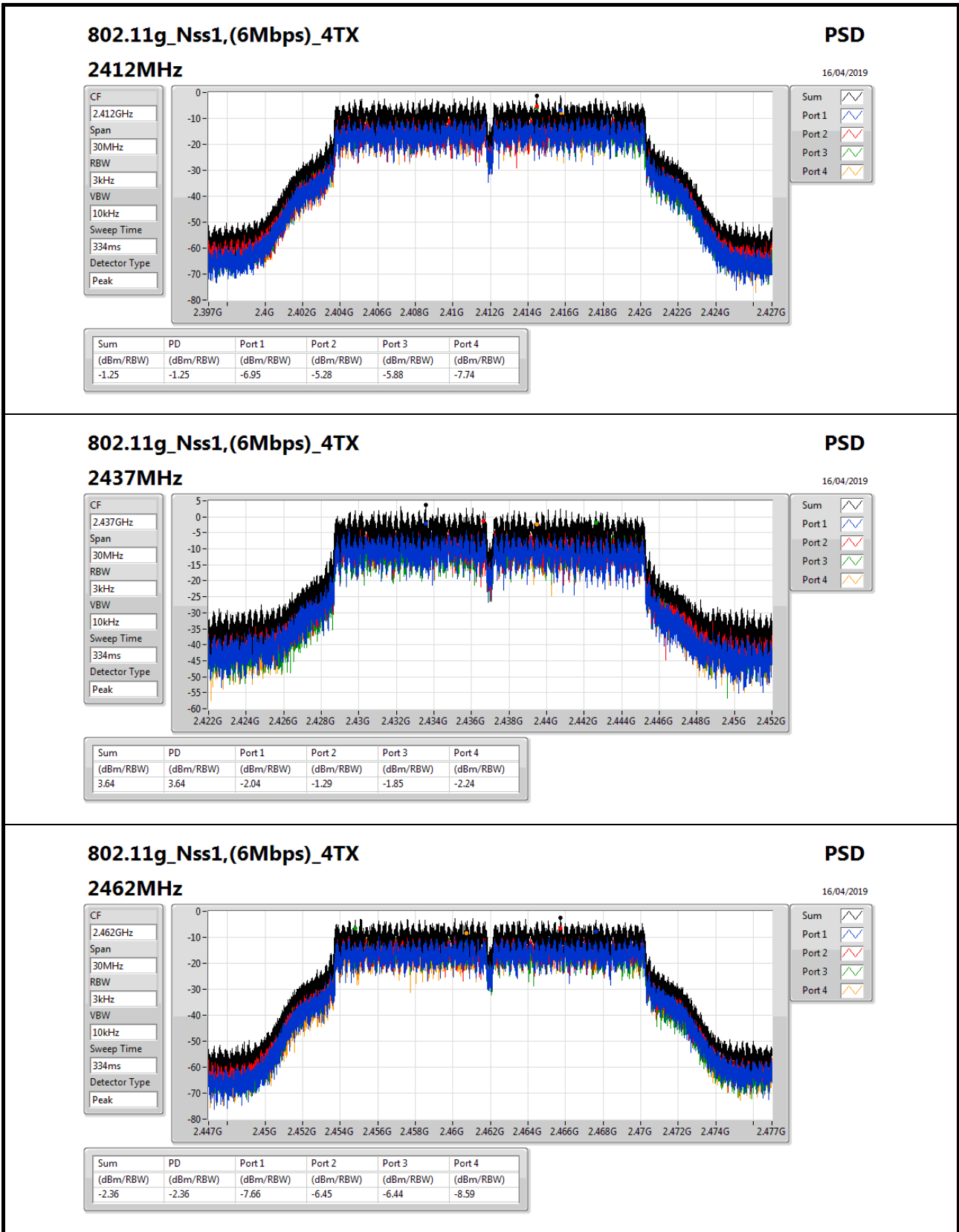
Appendix D

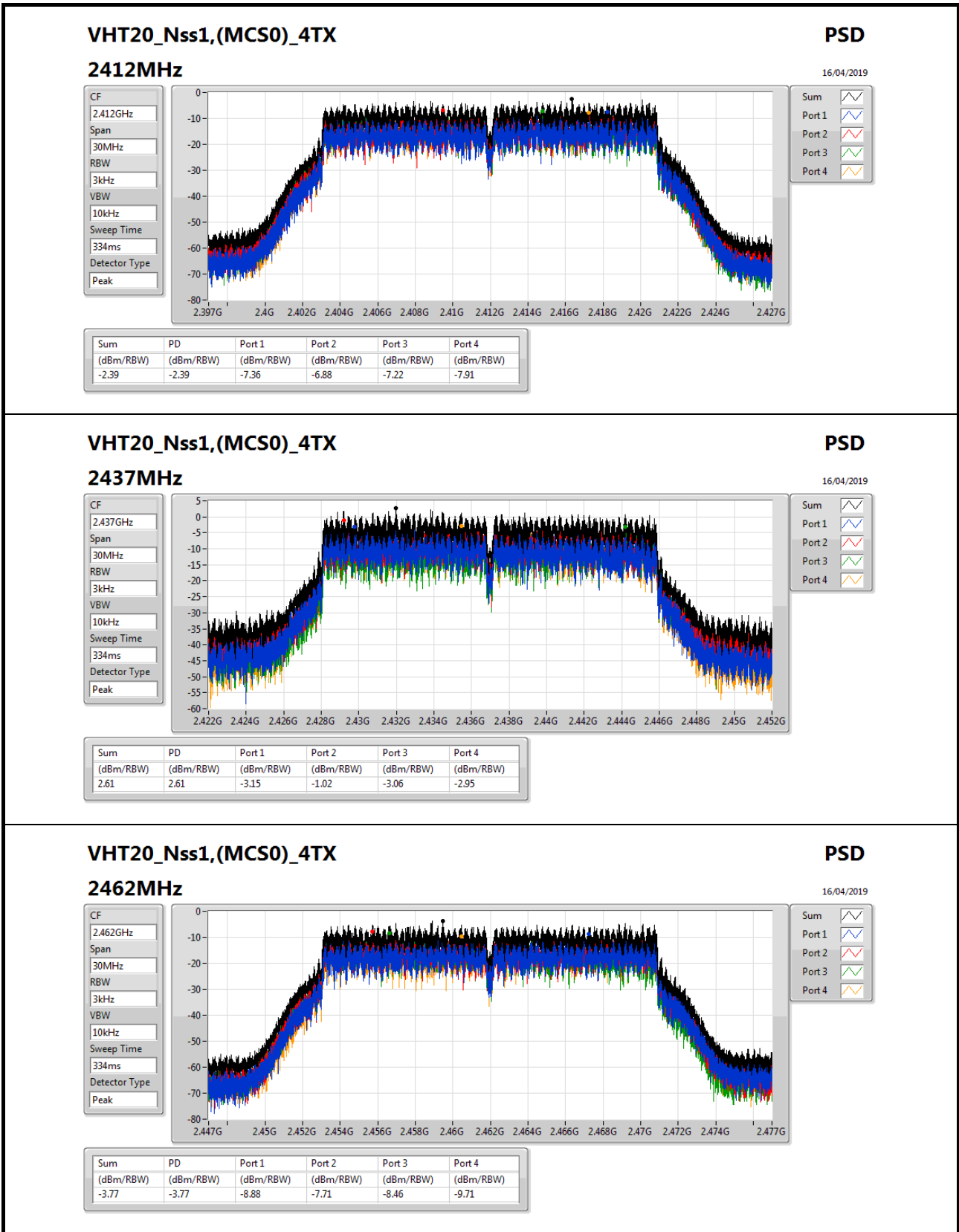
Mode	Result	DG (dBi)	Port 1 (dBm/RBW)	Port 2 (dBm/RBW)	Port 3 (dBm/RBW)	Port 4 (dBm/RBW)	PD (dBm/RBW)	PD Limit (dBm/RBW)
802.11ax HEW20-BF_Nss1,(MCS0)_4TX	-	-	-	-	-	-	-	-
2412MHz	Pass	7.73	-8.61	-7.36	-5.69	-8.72	-3.01	6.27
2437MHz	Pass	7.73	-4.23	-3.95	-5.40	-2.21	0.39	6.27
2462MHz	Pass	7.73	-10.08	-7.57	-7.11	-10.16	-2.52	6.27
VHT40-BF_Nss1,(MCS0)_4TX	-	-	-	-	-	-	-	-
2422MHz	Pass	7.73	-10.89	-10.98	-12.66	-12.24	-5.91	6.27
2437MHz	Pass	7.73	-9.33	-7.70	-9.87	-9.80	-3.33	6.27
2452MHz	Pass	7.73	-10.74	-10.46	-11.07	-12.55	-6.19	6.27
802.11ax HEW40-BF_Nss1,(MCS0)_4TX	-	-	-	-	-	-	-	-
2422MHz	Pass	7.73	-12.90	-12.19	-13.37	-11.51	-7.65	6.27
2437MHz	Pass	7.73	-10.89	-9.02	-10.40	-10.01	-4.87	6.27
2452MHz	Pass	7.73	-12.85	-11.93	-10.82	-14.33	-7.30	6.27

DG = Directional Gain; RBW=3kHz;

PD = trace bin-by-bin of each transmits port summing can be performed maximum power density; **Port X** = Port Xpower density;







VHT20_Nss1,(MCS0)_4TX

2462MHz

PSD

16/04/2019

CF
2.462GHz

Span
30MHz

RBW
3kHz

VBW
10kHz

Sweep Time
334ms

Detector Type
Peak



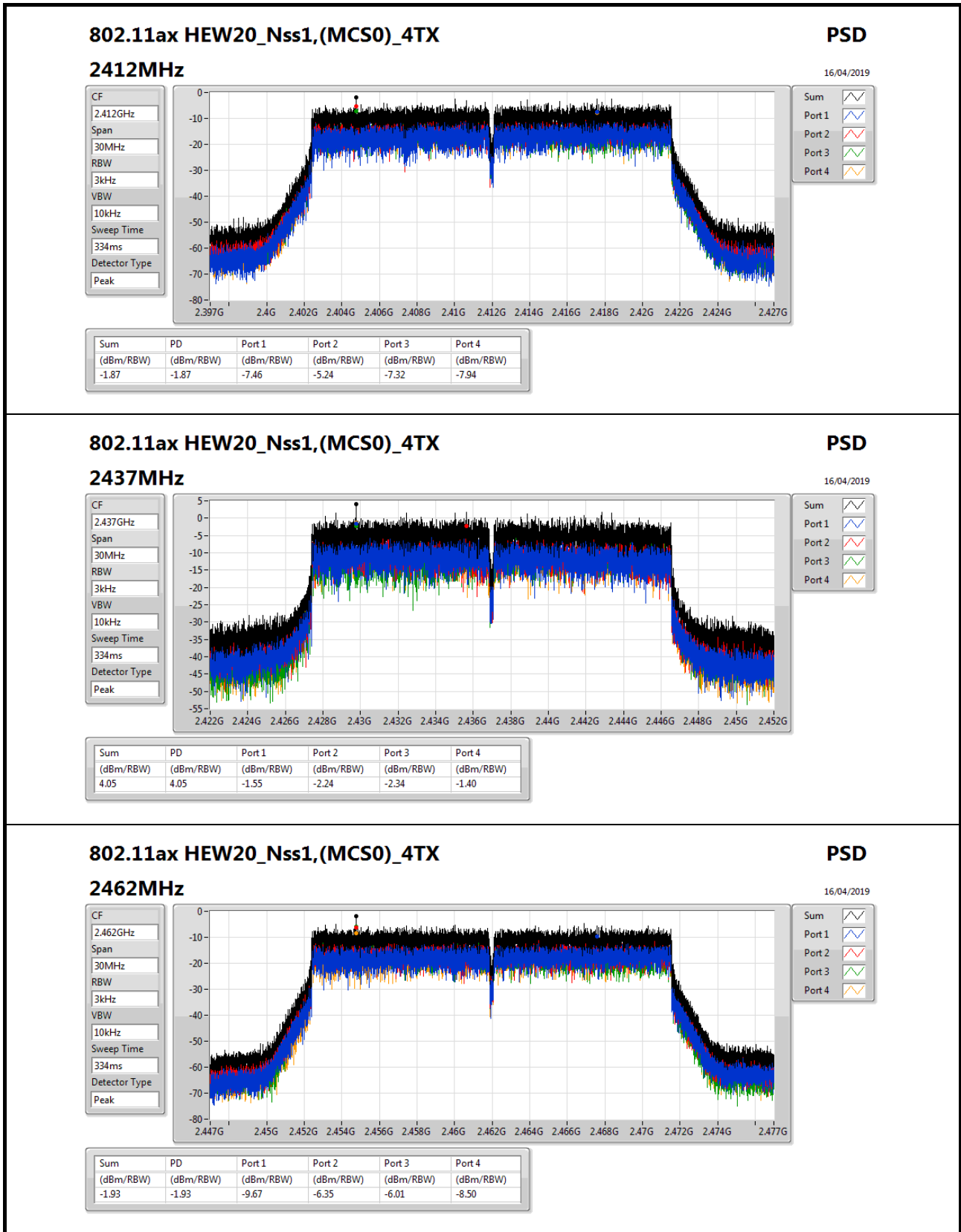
Sum 

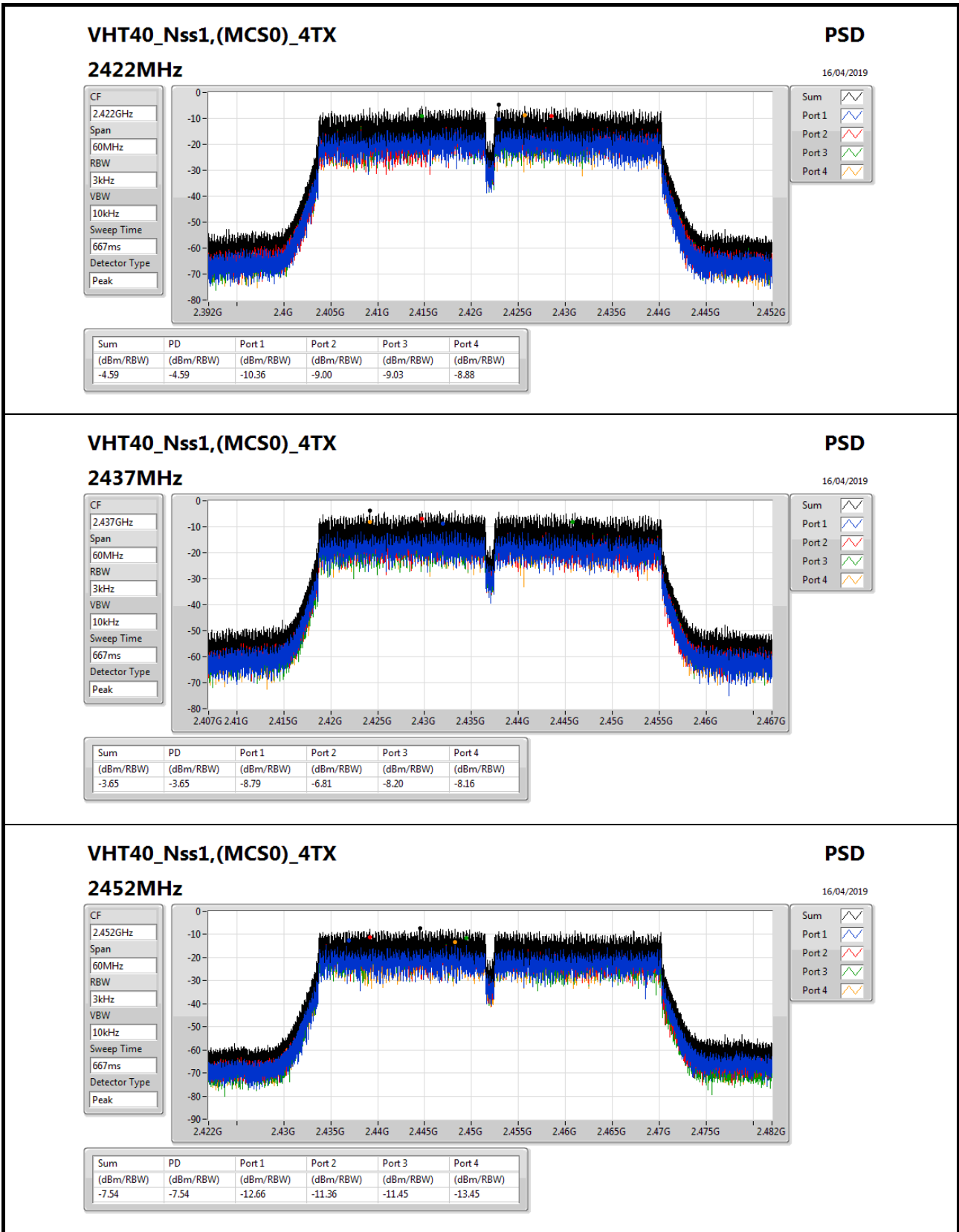
Port 1 

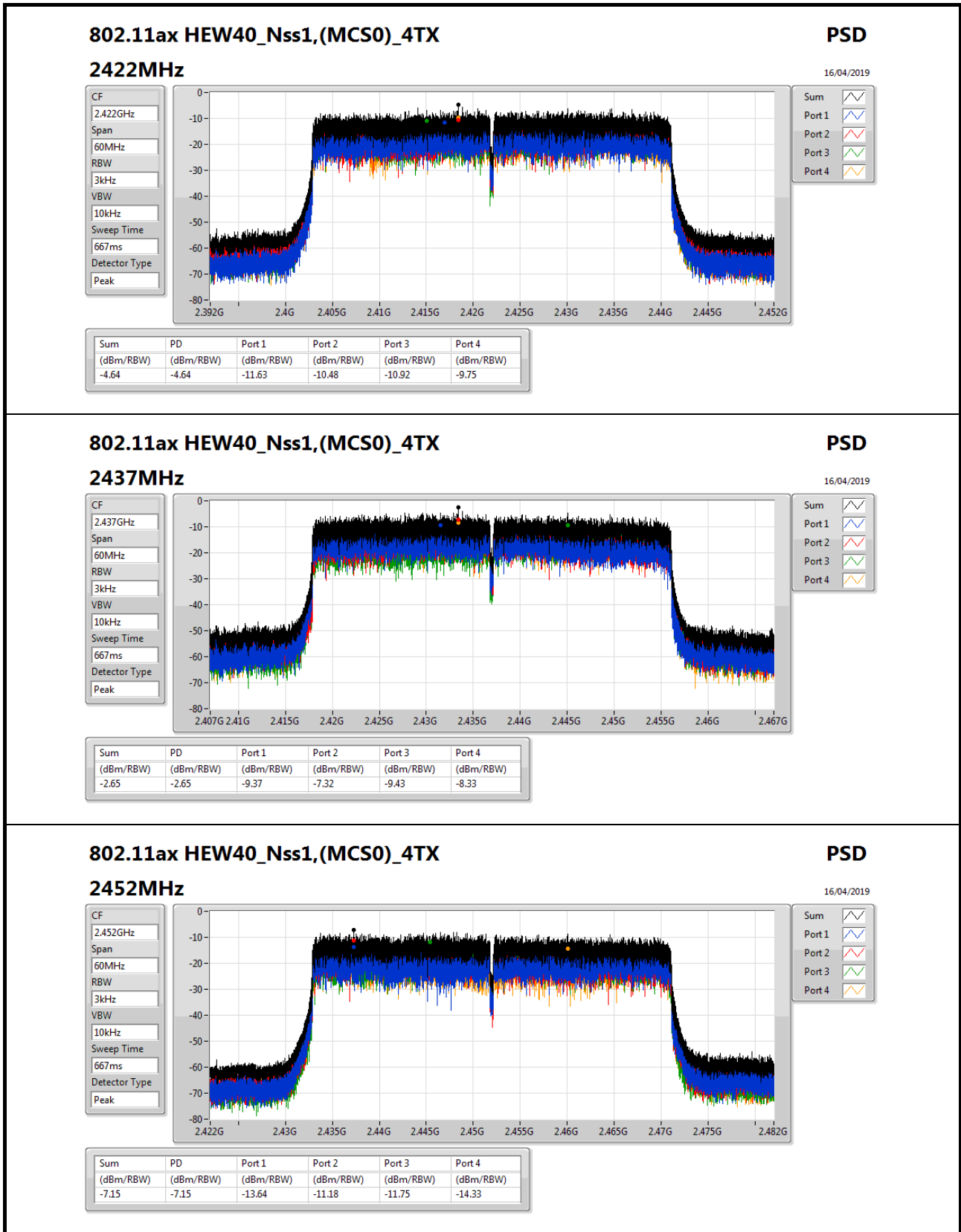
Port 2 

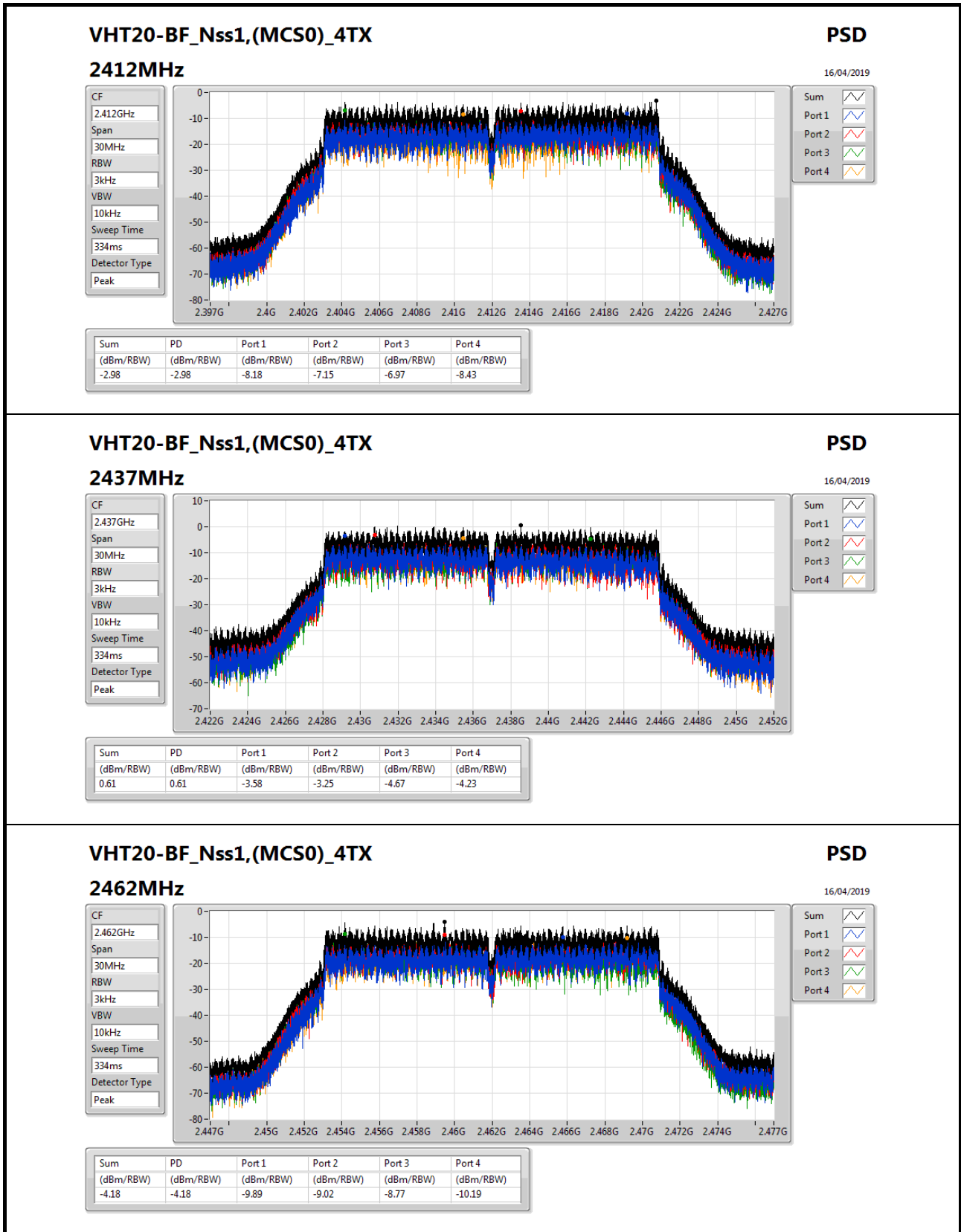
Port 3 

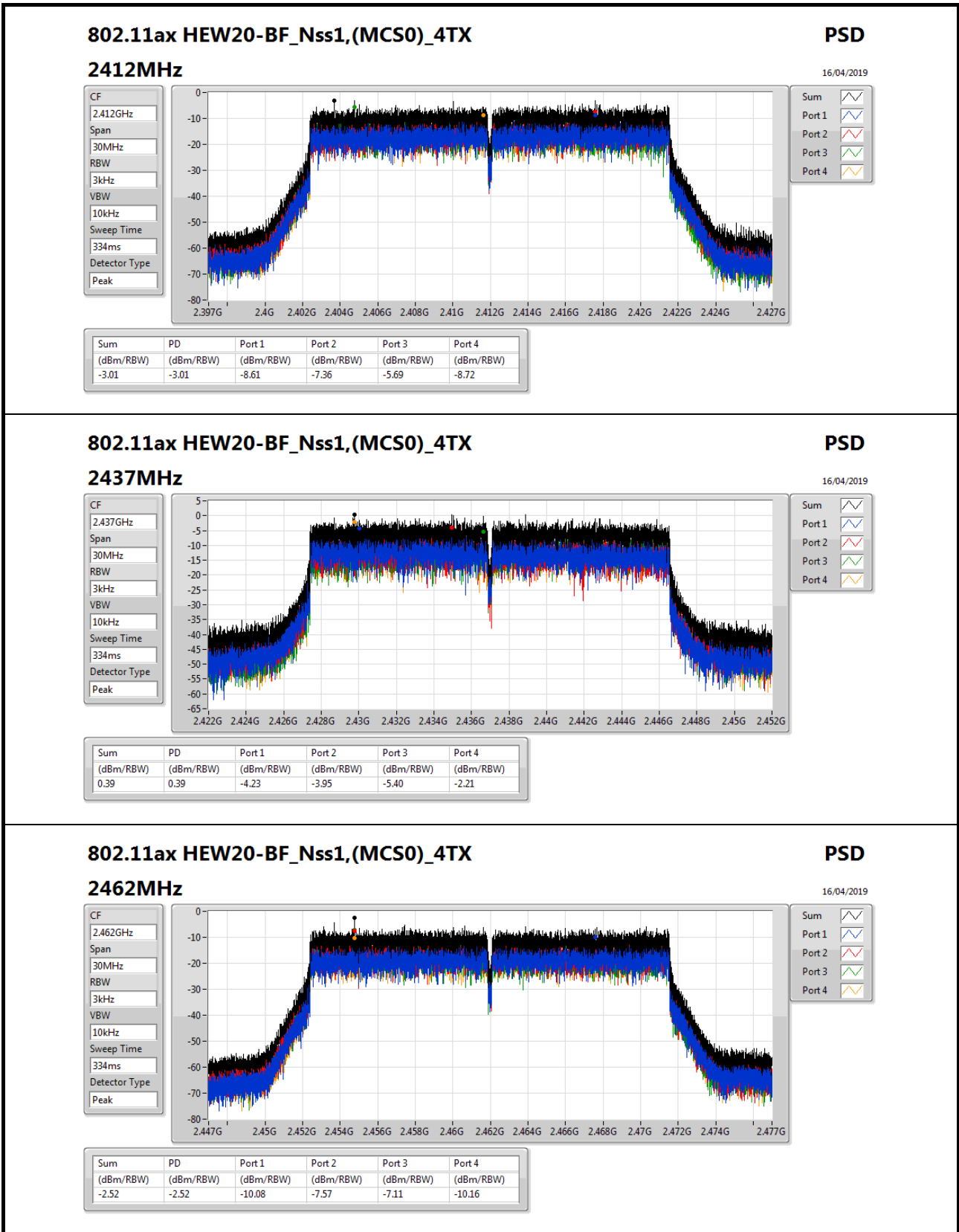
Port 4 

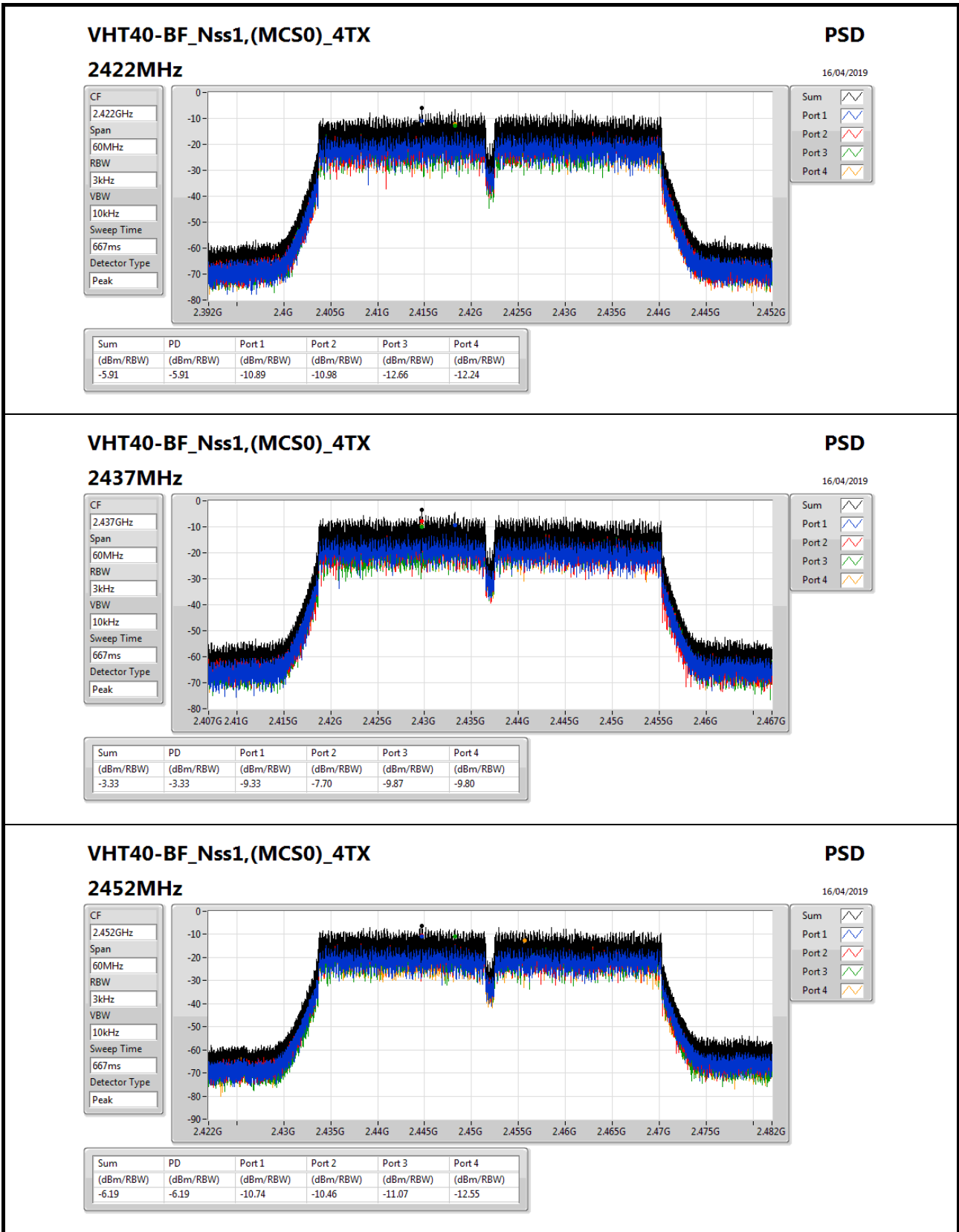


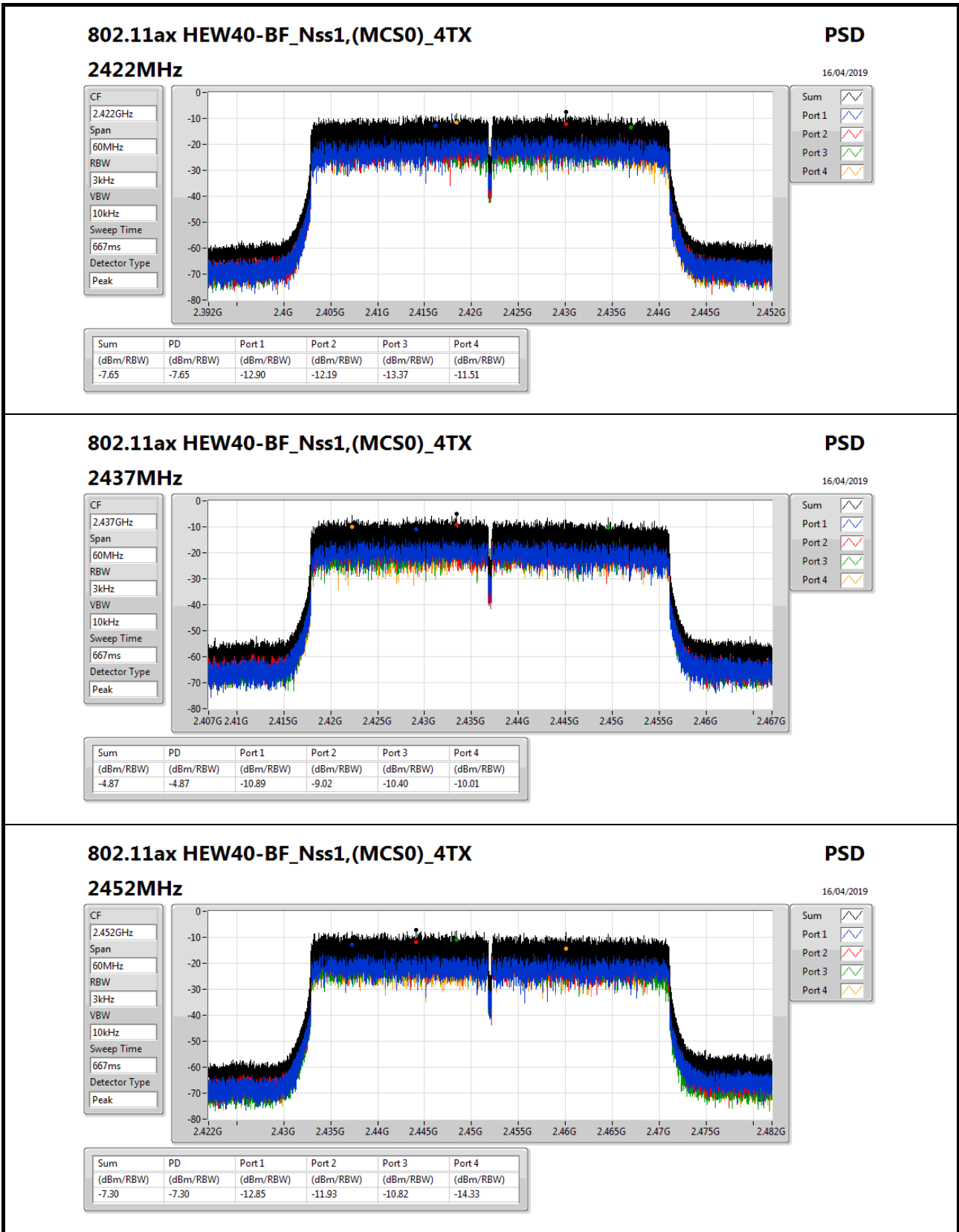














Summary

Mode	Result	Ref (Hz)	Ref (dBm)	Limit (dBm)	Freq (Hz)	Level (dBm)	Freq (Hz)	Level (dBm)	Freq (Hz)	Level (dBm)	Freq (Hz)	Level (dBm)	Port
2.4-2.4835GHz	-	-	-	-	-	-	-	-	-	-	-	-	-
802.11b_Nss1,(1Mbps)_1TX	Pass	2.43649G	17.02	-12.98	456.39M	-43.76	2.399G	-27.86	2.49112G	-42.93	16.47298G	-36.58	1
802.11g_Nss1,(6Mbps)_4TX	Pass	2.43073G	13.12	-16.88	888.02M	-43.82	2.39914G	-33.65	2.49292G	-43.03	6.85304G	-36.04	2
VHT20_Nss1,(MCS0)_4TX	Pass	2.44196G	12.77	-17.23	730.17M	-43.08	2.39762G	-35.37	2.5033G	-43.40	17.45913G	-37.00	3
802.11ax HEW20_Nss1,(MCS0)_4TX	Pass	2.442G	12.58	-17.42	2.05244G	-43.91	2.39968G	-29.91	2.48548G	-43.12	16.75955G	-37.86	2
VHT40_Nss1,(MCS0)_4TX	Pass	2.43198G	7.09	-22.91	2.1202G	-44.06	2.3994G	-34.08	2.48474G	-42.12	24.47274G	-37.56	2
802.11ax HEW40_Nss1,(MCS0)_4TX	Pass	2.43449G	6.65	-23.35	914.51M	-43.63	2.39668G	-32.86	2.48386G	-43.44	16.24416G	-37.40	2
VHT20-BF_Nss1,(MCS0)_4TX	Pass	2.43449G	10.63	-19.37	738.9M	-43.10	2.39714G	-44.41	2.4854G	-42.31	16.7427G	-36.56	1
802.11ax HEW20-BF_Nss1,(MCS0)_4TX	Pass	2.43198G	10.82	-19.18	1.92691G	-43.86	2.39994G	-33.04	2.4896G	-43.40	17.07141G	-37.85	2
VHT40-BF_Nss1,(MCS0)_4TX	Pass	2.43444G	4.99	-25.01	949.44M	-42.36	2.39912G	-44.45	2.48378G	-42.01	16.47413G	-36.41	4
802.11ax HEW40-BF_Nss1,(MCS0)_4TX	Pass	2.44196G	4.63	-25.37	945.14M	-44.03	2.3962G	-44.62	2.48822G	-41.97	16.44328G	-36.17	3



CSE(Non-restricted Band) Result

Appendix E

Result

Mode	Result	Ref (Hz)	Ref (dBm)	Limit (dBm)	Freq (Hz)	Level (dBm)	Freq (Hz)	Level (dBm)	Freq (Hz)	Level (dBm)	Freq (Hz)	Level (dBm)	Port
802.11b_Nss1,(1Mbps)_1TX	-	-	-	-	-	-	-	-	-	-	-	-	-
2412MHz	Pass	2.43649G	17.02	-12.98	456.39M	-43.76	2.399G	-27.86	2.49112G	-42.93	16.47298G	-36.58	1
2437MHz	Pass	2.43649G	17.02	-12.98	602.02M	-42.53	2.39896G	-42.46	2.48436G	-41.94	6.82494G	-37.31	1
2462MHz	Pass	2.43649G	17.02	-12.98	1.78857G	-44.08	2.39102G	-42.11	2.4913G	-39.36	16.41679G	-37.49	1
802.11g_Nss1,(6Mbps)_4TX	-	-	-	-	-	-	-	-	-	-	-	-	-
2412MHz	Pass	2.43073G	13.12	-16.88	2.02448G	-43.40	2.39972G	-38.14	2.50706G	-43.09	6.79684G	-37.76	1
2412MHz	Pass	2.43073G	13.12	-16.88	888.02M	-43.82	2.39914G	-33.65	2.49292G	-43.03	6.85304G	-36.04	2
2412MHz	Pass	2.43073G	13.12	-16.88	907.83M	-43.65	2.39916G	-34.61	2.49098G	-43.02	15.27329G	-37.32	3
2412MHz	Pass	2.43073G	13.12	-16.88	2.05768G	-42.20	2.39984G	-34.49	2.52242G	-42.81	16.41117G	-37.46	4
2437MHz	Pass	2.43073G	13.12	-16.88	460.47M	-43.19	2.391G	-41.71	2.4922G	-42.45	16.40836G	-37.43	1
2437MHz	Pass	2.43073G	13.12	-16.88	1.85876G	-44.09	2.39994G	-39.00	2.48404G	-43.03	6.75751G	-37.40	2
2437MHz	Pass	2.43073G	13.12	-16.88	1.97788G	-44.45	2.3989G	-40.37	2.48918G	-42.49	16.94217G	-37.28	3
2437MHz	Pass	2.43073G	13.12	-16.88	1.98371G	-43.57	2.39764G	-43.08	2.4946G	-42.82	14.8631G	-37.72	4
2462MHz	Pass	2.43073G	13.12	-16.88	876.08M	-42.85	2.39488G	-43.93	2.48438G	-42.23	16.40555G	-35.91	1
2462MHz	Pass	2.43073G	13.12	-16.88	2.06555G	-43.76	2.39438G	-42.97	2.48384G	-40.37	16.44488G	-36.97	2
2462MHz	Pass	2.43073G	13.12	-16.88	710.65M	-43.54	2.39704G	-42.83	2.48924G	-42.25	16.42802G	-37.56	3
2462MHz	Pass	2.43073G	13.12	-16.88	945.4M	-43.33	2.39516G	-43.83	2.48386G	-42.55	17.52094G	-37.44	4
VHT20_Nss1,(MCS0)_4TX	-	-	-	-	-	-	-	-	-	-	-	-	-
2412MHz	Pass	2.44196G	12.77	-17.23	959.96M	-42.56	2.39394G	-39.61	2.50528G	-42.41	16.58536G	-37.66	1
2412MHz	Pass	2.44196G	12.77	-17.23	2.13224G	-43.37	2.39982G	-36.89	2.49192G	-43.13	16.66403G	-36.89	2
2412MHz	Pass	2.44196G	12.77	-17.23	730.17M	-43.08	2.39762G	-35.37	2.5033G	-43.40	17.45913G	-37.00	3
2412MHz	Pass	2.44196G	12.77	-17.23	722.88M	-44.27	2.39974G	-38.46	2.48664G	-42.18	16.49826G	-37.79	4
2437MHz	Pass	2.44196G	12.77	-17.23	2.10749G	-43.74	2.3943G	-42.80	2.48518G	-42.52	17.47037G	-36.99	1
2437MHz	Pass	2.44196G	12.77	-17.23	1.79468G	-43.65	2.39952G	-41.34	2.48654G	-41.72	16.92813G	-37.56	2
2437MHz	Pass	2.44196G	12.77	-17.23	2.09467G	-42.81	2.39954G	-42.27	2.49492G	-42.64	24.48023G	-37.50	3
2437MHz	Pass	2.44196G	12.77	-17.23	759.29M	-43.96	2.39946G	-42.30	2.48818G	-43.29	16.38588G	-37.75	4
2462MHz	Pass	2.44196G	12.77	-17.23	821.33M	-43.96	2.39784G	-43.72	2.48692G	-42.66	15.21429G	-37.85	1
2462MHz	Pass	2.44196G	12.77	-17.23	746.18M	-43.09	2.39248G	-44.14	2.48754G	-42.08	16.76798G	-36.83	2
2462MHz	Pass	2.44196G	12.77	-17.23	2.0839G	-43.26	2.39672G	-44.21	2.5161G	-43.10	16.50388G	-36.91	3
2462MHz	Pass	2.44196G	12.77	-17.23	1.64877G	-43.65	2.39762G	-43.19	2.48496G	-43.18	15.25925G	-37.23	4
802.11ax HEW20_Nss1,(MCS0)_4TX	-	-	-	-	-	-	-	-	-	-	-	-	-
2412MHz	Pass	2.442G	12.58	-17.42	1.78624G	-43.59	2.3998G	-35.39	2.49138G	-43.54	16.42522G	-36.59	1
2412MHz	Pass	2.442G	12.58	-17.42	2.05244G	-43.91	2.39968G	-29.91	2.48548G	-43.12	16.75955G	-37.86	2
2412MHz	Pass	2.442G	12.58	-17.42	835.31M	-44.42	2.3985G	-32.43	2.49356G	-42.46	15.25363G	-36.82	3
2412MHz	Pass	2.442G	12.58	-17.42	375.13M	-44.25	2.39988G	-35.36	2.5091G	-43.50	16.45612G	-36.90	4
2437MHz	Pass	2.442G	12.58	-17.42	924.14M	-43.87	2.39874G	-41.53	2.48858G	-41.71	21.72967G	-37.22	1
2437MHz	Pass	2.442G	12.58	-17.42	1.99623G	-44.14	2.3999G	-39.36	2.4914G	-42.21	16.44488G	-36.61	2
2437MHz	Pass	2.442G	12.58	-17.42	2.12525G	-43.12	2.3991G	-42.22	2.51514G	-43.33	16.44207G	-36.24	3
2437MHz	Pass	2.442G	12.58	-17.42	720.26M	-43.73	2.39166G	-41.69	2.49598G	-42.92	16.39431G	-37.54	4
2462MHz	Pass	2.442G	12.58	-17.42	772.98M	-43.97	2.39252G	-43.85	2.48434G	-42.52	16.43926G	-36.46	1
2462MHz	Pass	2.442G	12.58	-17.42	1.86721G	-43.14	2.39102G	-43.76	2.48366G	-41.16	16.44488G	-38.05	2
2462MHz	Pass	2.442G	12.58	-17.42	364.06M	-42.58	2.3948G	-44.07	2.48456G	-42.03	16.44488G	-37.21	3
2462MHz	Pass	2.442G	12.58	-17.42	472.41M	-43.69	2.39218G	-43.44	2.48362G	-42.09	15.22553G	-36.39	4
VHT40_Nss1,(MCS0)_4TX	-	-	-	-	-	-	-	-	-	-	-	-	-
2422MHz	Pass	2.43198G	7.09	-22.91	561.57M	-43.57	2.39796G	-42.40	2.5467G	-43.36	24.71954G	-37.25	1
2422MHz	Pass	2.43198G	7.09	-22.91	2.15054G	-43.38	2.39824G	-39.50	2.4851G	-43.09	6.92179G	-37.48	2
2422MHz	Pass	2.43198G	7.09	-22.91	861.56M	-43.78	2.39804G	-39.39	2.54022G	-43.81	16.61716G	-37.31	3
2422MHz	Pass	2.43198G	7.09	-22.91	1.8182G	-43.83	2.39916G	-40.47	2.52154G	-44.13	15.2289G	-36.89	4



CSE(Non-restricted Band) Result

Appendix E

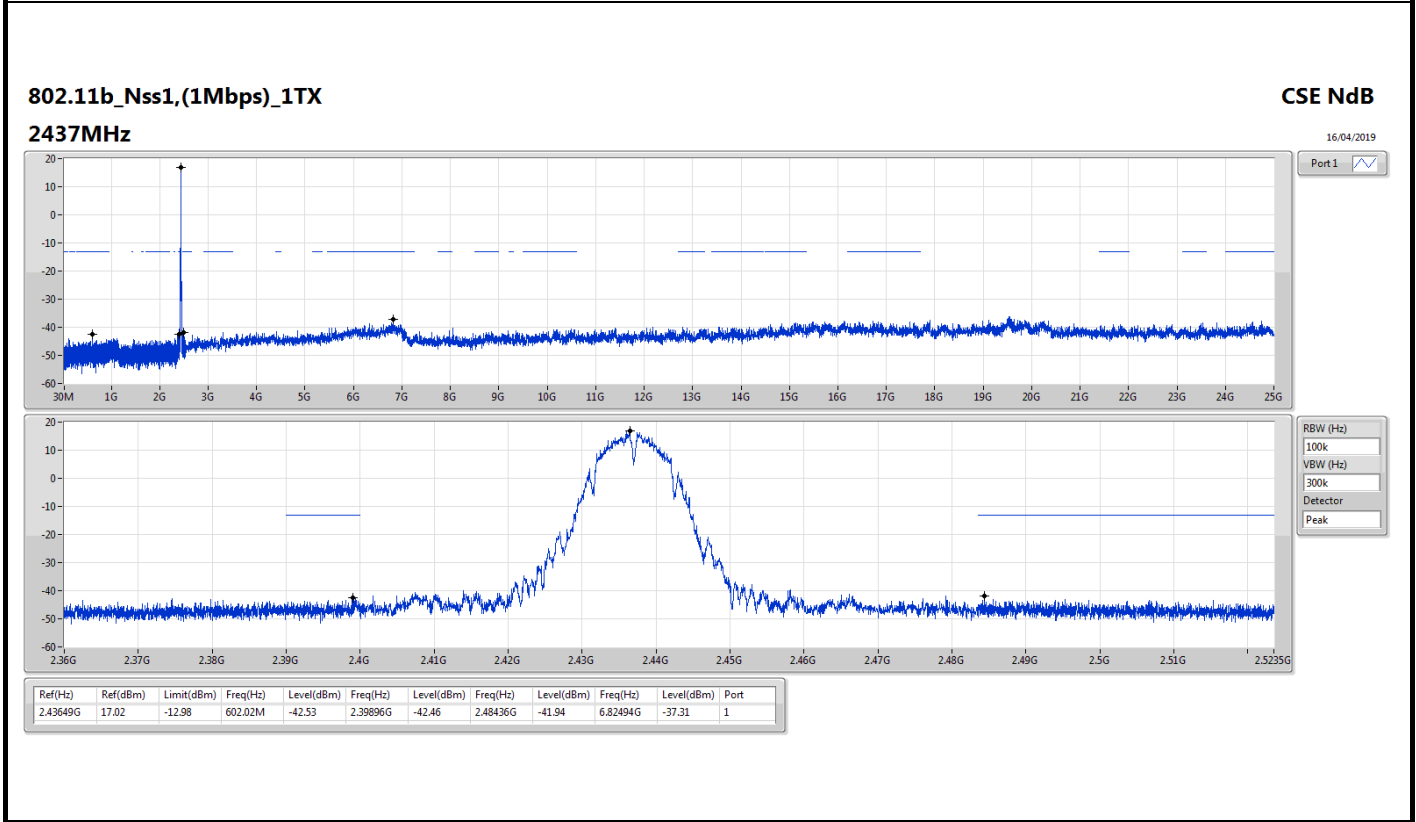
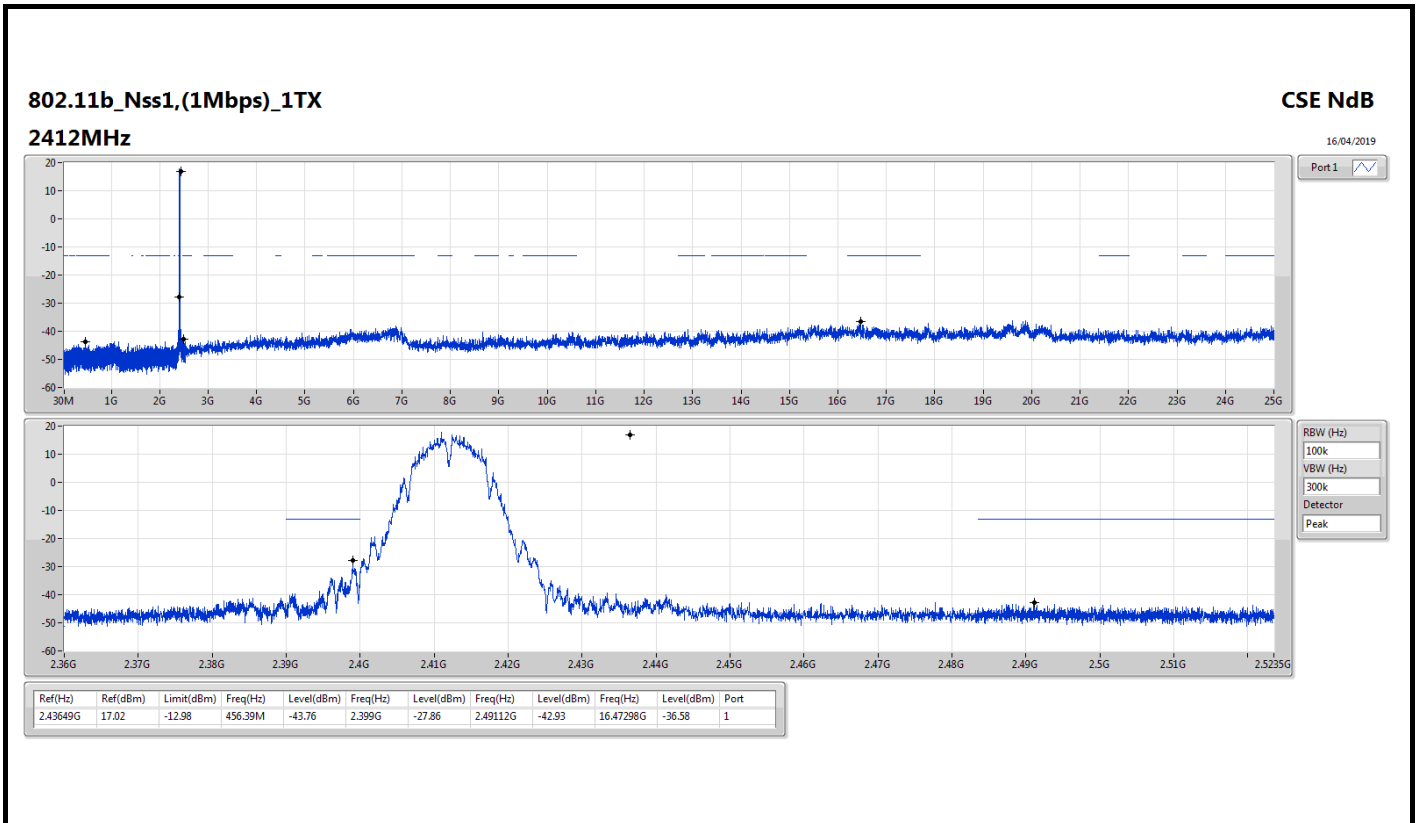
Mode	Result	Ref (Hz)	Ref (dBm)	Limit (dBm)	Freq (Hz)	Level (dBm)	Freq (Hz)	Level (dBm)	Freq (Hz)	Level (dBm)	Freq (Hz)	Level (dBm)	Port
2437MHz	Pass	2.43198G	7.09	-22.91	1.89234G	-43.68	2.3986G	-38.32	2.53786G	-42.71	15.15318G	-37.06	1
2437MHz	Pass	2.43198G	7.09	-22.91	2.1202G	-44.06	2.3994G	-34.08	2.48474G	-42.12	24.47274G	-37.56	2
2437MHz	Pass	2.43198G	7.09	-22.91	874.15M	-42.52	2.3992G	-38.61	2.4929G	-42.36	24.54286G	-37.51	3
2437MHz	Pass	2.43198G	7.09	-22.91	539.81M	-43.00	2.39948G	-37.81	2.50438G	-43.36	16.73776G	-37.27	4
2452MHz	Pass	2.43198G	7.09	-22.91	568.44M	-43.46	2.39712G	-44.74	2.48362G	-42.72	16.44608G	-37.82	1
2452MHz	Pass	2.43198G	7.09	-22.91	699.54M	-44.04	2.39756G	-41.98	2.48602G	-41.30	6.86289G	-37.23	2
2452MHz	Pass	2.43198G	7.09	-22.91	200.89M	-43.49	2.39424G	-44.71	2.5357G	-43.42	16.83311G	-36.94	3
2452MHz	Pass	2.43198G	7.09	-22.91	354.61M	-42.99	2.39552G	-44.07	2.48514G	-42.49	16.48815G	-37.41	4
802.11ax HEW40_Nss1,(MCS0)_4TX	-	-	-	-	-	-	-	-	-	-	-	-	-
2422MHz	Pass	2.43449G	6.65	-23.35	853.26M	-43.90	2.39984G	-37.66	2.48506G	-43.98	16.44328G	-37.59	1
2422MHz	Pass	2.43449G	6.65	-23.35	914.51M	-43.63	2.39668G	-32.86	2.48386G	-43.44	16.24416G	-37.40	2
2422MHz	Pass	2.43449G	6.65	-23.35	899.63M	-43.55	2.3958G	-35.28	2.49682G	-43.05	16.83031G	-35.96	3
2422MHz	Pass	2.43449G	6.65	-23.35	1.76353G	-43.20	2.39664G	-35.39	2.5061G	-43.22	16.54985G	-37.59	4
2437MHz	Pass	2.43449G	6.65	-23.35	2.01686G	-43.97	2.39888G	-34.06	2.48354G	-41.51	16.77983G	-37.53	1
2437MHz	Pass	2.43449G	6.65	-23.35	1.94644G	-43.55	2.39884G	-32.90	2.48762G	-40.72	24.139G	-37.34	2
2437MHz	Pass	2.43449G	6.65	-23.35	926.54M	-43.29	2.39892G	-36.45	2.4865G	-42.85	24.52322G	-37.36	3
2437MHz	Pass	2.43449G	6.65	-23.35	1.96734G	-43.62	2.39168G	-37.08	2.48374G	-43.19	15.1644G	-37.48	4
2452MHz	Pass	2.43449G	6.65	-23.35	435.04M	-43.59	2.3902G	-44.51	2.48954G	-41.78	16.43206G	-37.35	1
2452MHz	Pass	2.43449G	6.65	-23.35	2.10245G	-42.76	2.3908G	-44.74	2.48818G	-39.87	16.90603G	-37.05	2
2452MHz	Pass	2.43449G	6.65	-23.35	1.8537G	-43.84	2.399G	-43.10	2.48802G	-42.49	15.25695G	-37.56	3
2452MHz	Pass	2.43449G	6.65	-23.35	2.11819G	-43.68	2.3974G	-44.16	2.49406G	-42.94	6.82363G	-37.82	4
VHT20-BF_Nss1,(MCS0)_4TX	-	-	-	-	-	-	-	-	-	-	-	-	-
2412MHz	Pass	2.43449G	10.63	-19.37	509.69M	-44.29	2.39992G	-39.80	2.50862G	-42.60	16.44488G	-36.89	1
2412MHz	Pass	2.43449G	10.63	-19.37	344.84M	-43.13	2.39986G	-36.89	2.51274G	-42.66	24.78366G	-37.24	2
2412MHz	Pass	2.43449G	10.63	-19.37	1.92313G	-43.39	2.39986G	-38.74	2.49982G	-42.26	15.14686G	-37.77	3
2412MHz	Pass	2.43449G	10.63	-19.37	805.6M	-43.75	2.39976G	-38.55	2.49776G	-43.10	16.73989G	-37.64	4
2437MHz	Pass	2.43449G	10.63	-19.37	799.48M	-44.37	2.3967G	-43.51	2.48776G	-42.11	15.18901G	-37.40	1
2437MHz	Pass	2.43449G	10.63	-19.37	866.47M	-43.58	2.39448G	-43.09	2.48488G	-42.76	17.05456G	-37.74	2
2437MHz	Pass	2.43449G	10.63	-19.37	2.05098G	-42.98	2.3986G	-43.87	2.48648G	-42.70	16.44769G	-37.50	3
2437MHz	Pass	2.43449G	10.63	-19.37	883.65M	-44.17	2.3957G	-43.32	2.4871G	-42.54	16.44207G	-37.11	4
2462MHz	Pass	2.43449G	10.63	-19.37	738.9M	-43.10	2.39714G	-44.41	2.4854G	-42.31	16.7427G	-36.56	1
2462MHz	Pass	2.43449G	10.63	-19.37	2.13632G	-43.77	2.39316G	-44.10	2.498G	-42.34	24.44371G	-37.58	2
2462MHz	Pass	2.43449G	10.63	-19.37	1.80517G	-43.48	2.39322G	-42.93	2.51454G	-43.34	16.43364G	-37.31	3
2462MHz	Pass	2.43449G	10.63	-19.37	200.96M	-44.21	2.39004G	-44.34	2.4839G	-43.02	16.72303G	-36.85	4
802.11ax HEW20-BF_Nss1,(MCS0)_4TX	-	-	-	-	-	-	-	-	-	-	-	-	-
2412MHz	Pass	2.43198G	10.82	-19.18	2.14914G	-43.80	2.39984G	-35.75	2.4853G	-42.78	17.41699G	-37.82	1
2412MHz	Pass	2.43198G	10.82	-19.18	1.92691G	-43.86	2.39994G	-33.04	2.4896G	-43.40	17.07141G	-37.85	2
2412MHz	Pass	2.43198G	10.82	-19.18	1.85002G	-43.95	2.39708G	-34.12	2.49242G	-42.42	16.85508G	-36.59	3
2412MHz	Pass	2.43198G	10.82	-19.18	309.02M	-44.37	2.39938G	-36.09	2.5217G	-42.82	14.8041G	-37.37	4
2437MHz	Pass	2.43198G	10.82	-19.18	926.47M	-43.92	2.3953G	-42.65	2.4895G	-42.02	16.48141G	-37.51	1
2437MHz	Pass	2.43198G	10.82	-19.18	835.02M	-44.12	2.39872G	-42.50	2.4882G	-42.32	16.48141G	-37.69	2
2437MHz	Pass	2.43198G	10.82	-19.18	362.03M	-44.20	2.3928G	-42.54	2.48916G	-42.66	6.97385G	-37.87	3
2437MHz	Pass	2.43198G	10.82	-19.18	1.78391G	-43.89	2.39432G	-43.49	2.48454G	-42.47	16.42522G	-36.70	4
2462MHz	Pass	2.43198G	10.82	-19.18	1.8308G	-42.77	2.39532G	-44.61	2.48396G	-42.21	16.25102G	-37.78	1
2462MHz	Pass	2.43198G	10.82	-19.18	761.04M	-43.61	2.39176G	-44.34	2.48652G	-41.78	16.78203G	-37.06	2
2462MHz	Pass	2.43198G	10.82	-19.18	913.36M	-43.50	2.39874G	-41.58	2.48402G	-42.45	17.50128G	-37.88	3
2462MHz	Pass	2.43198G	10.82	-19.18	1.84827G	-43.59	2.39802G	-43.55	2.48748G	-42.64	16.79608G	-36.43	4
VHT40-BF_Nss1,(MCS0)_4TX	-	-	-	-	-	-	-	-	-	-	-	-	-
2422MHz	Pass	2.43444G	4.99	-25.01	2.08842G	-44.02	2.39956G	-44.14	2.51846G	-42.74	15.26536G	-37.63	1

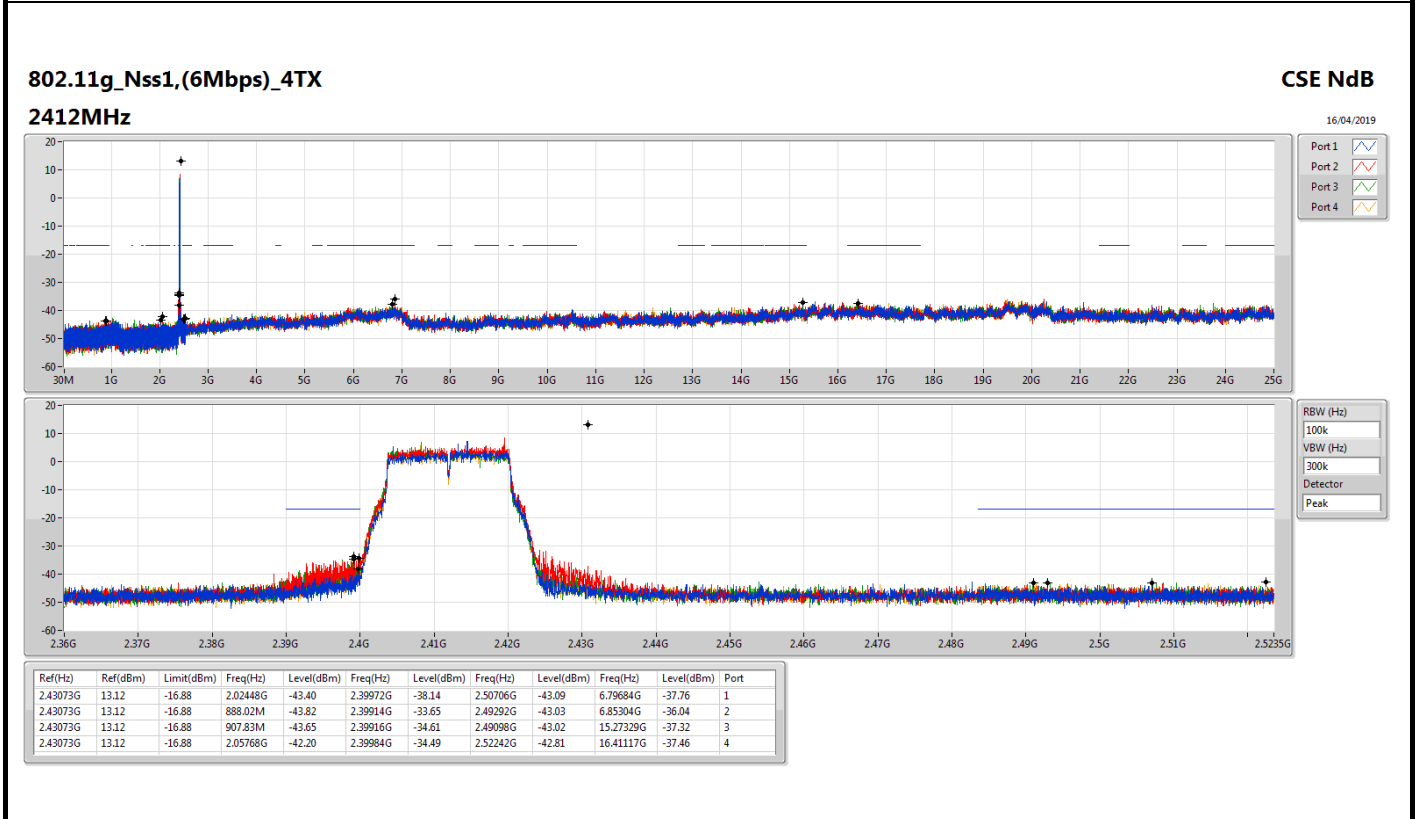
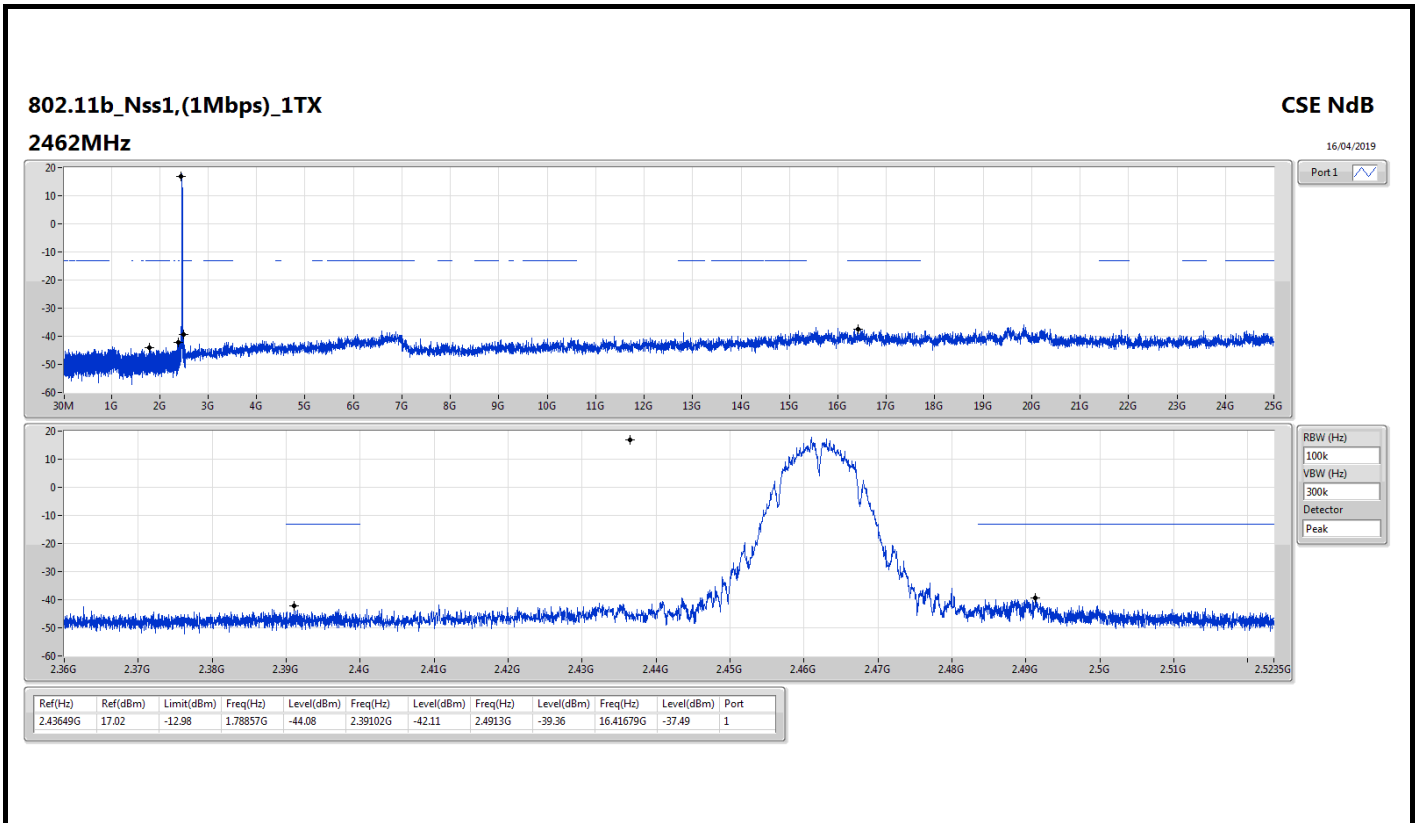


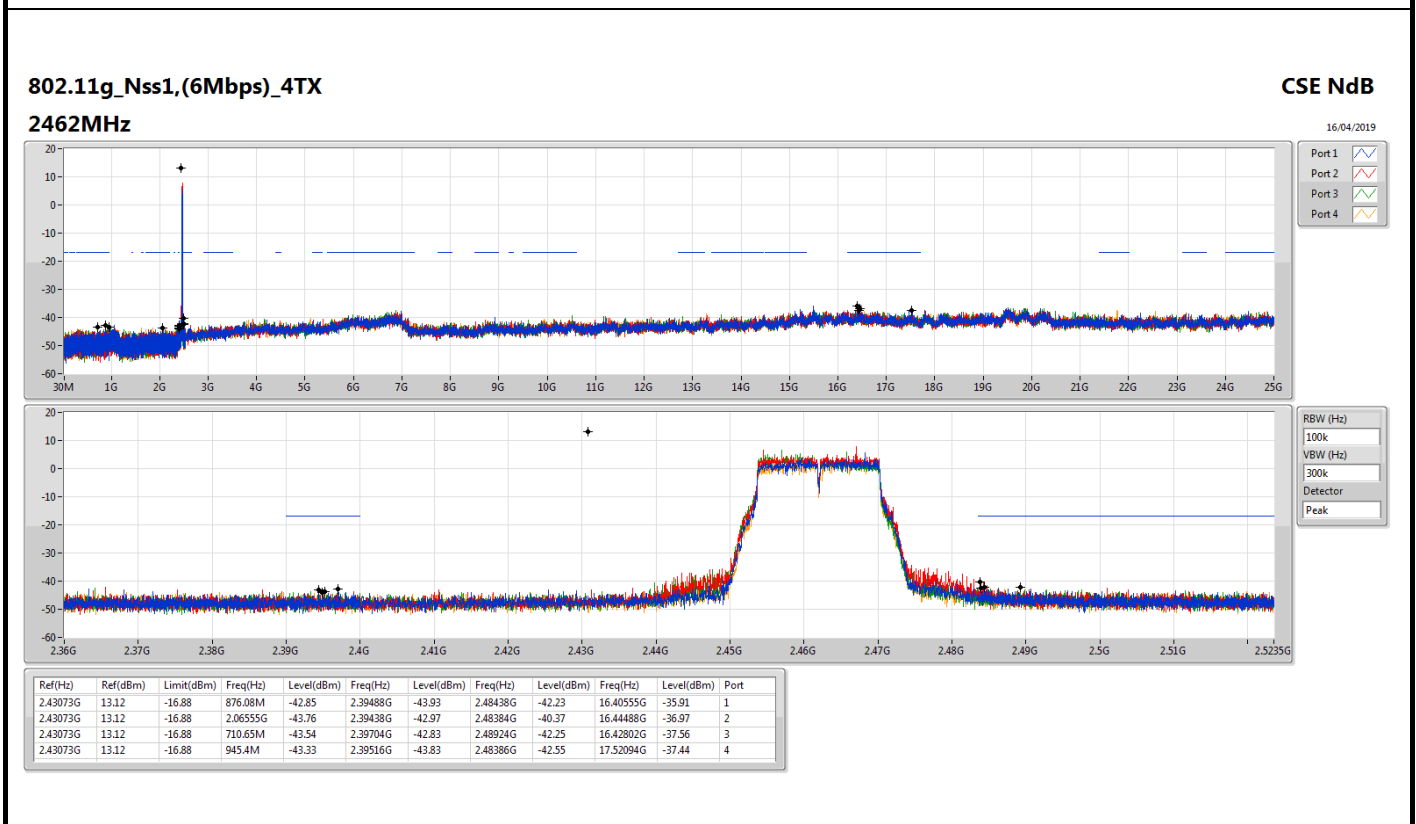
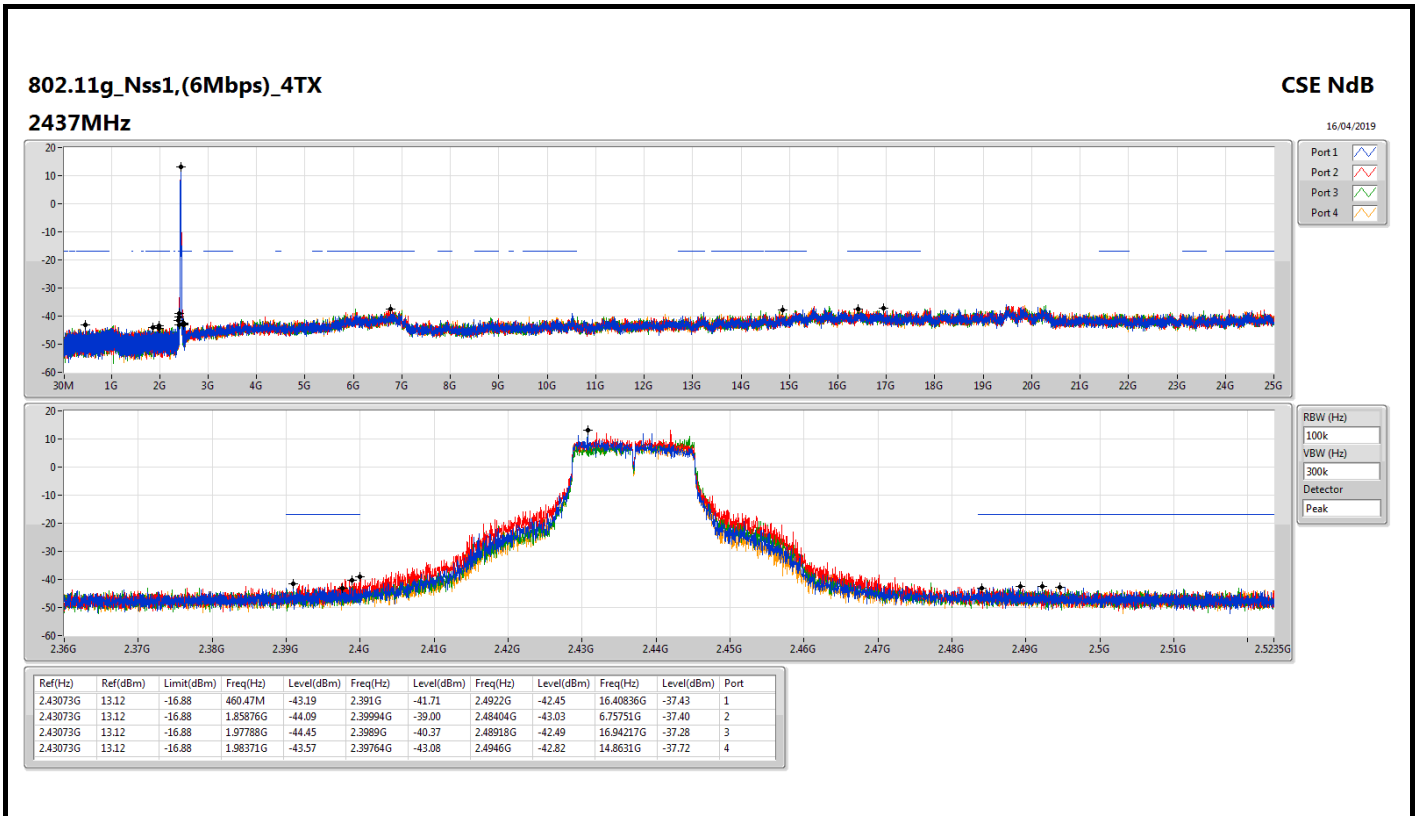
CSE(Non-restricted Band) Result

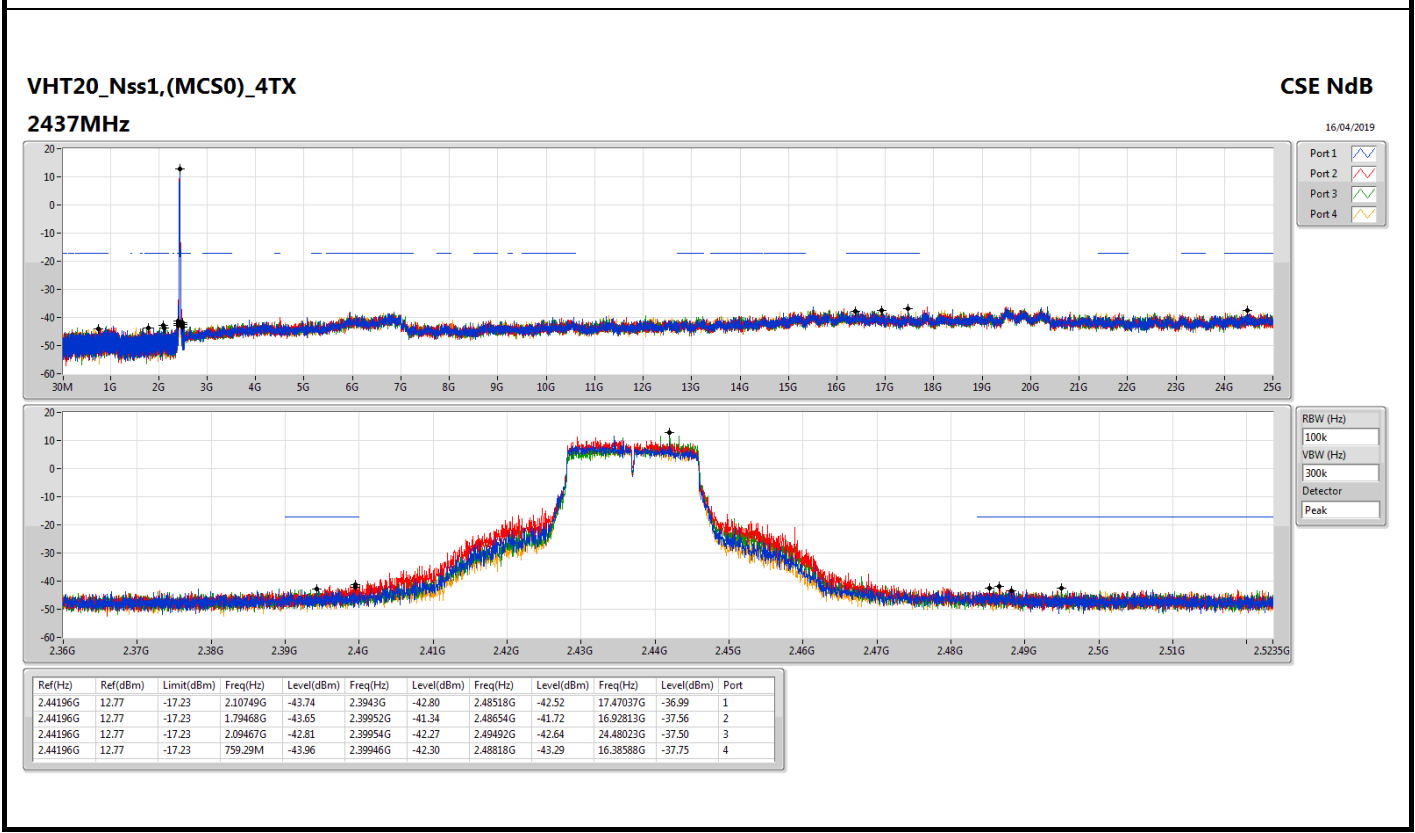
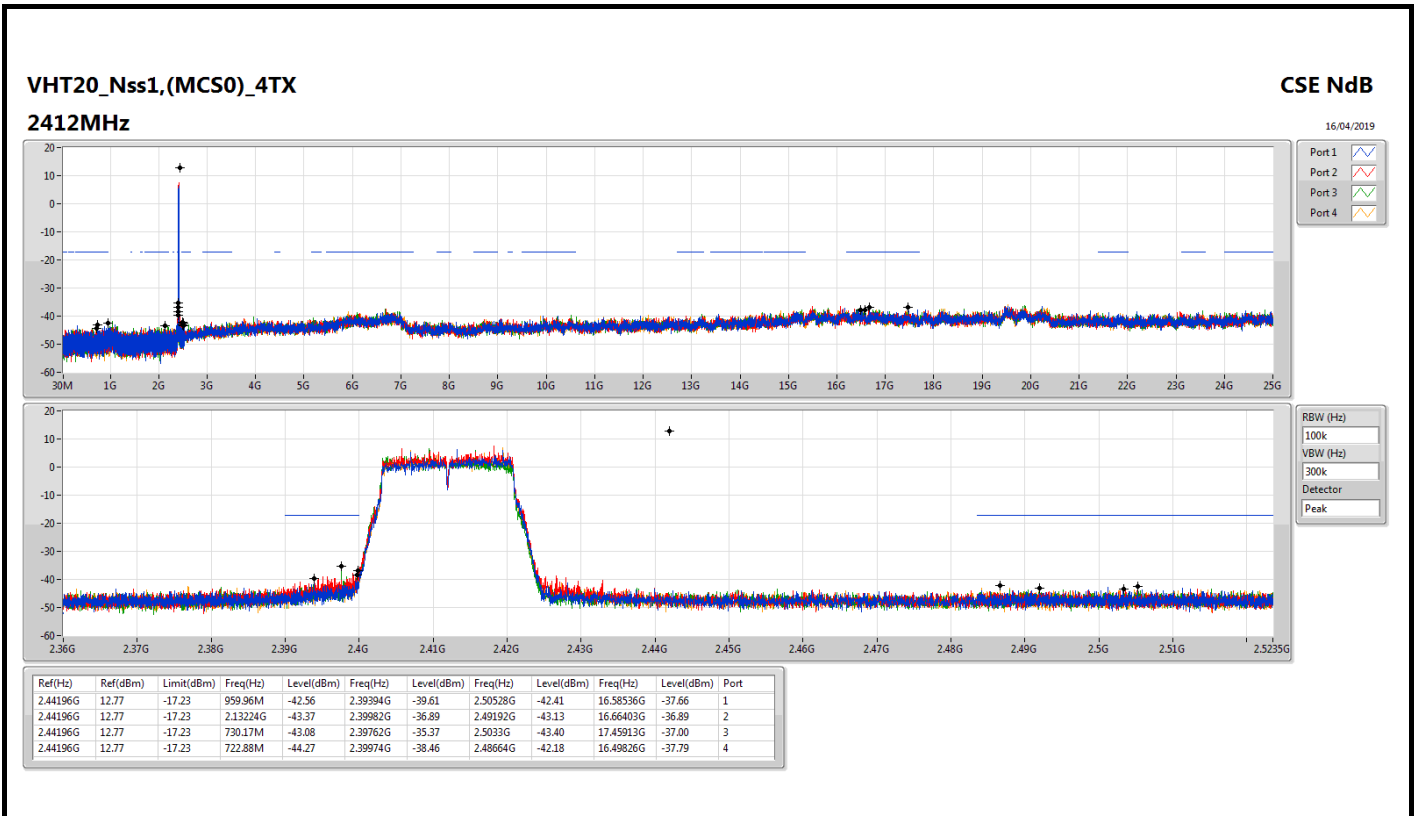
Appendix E

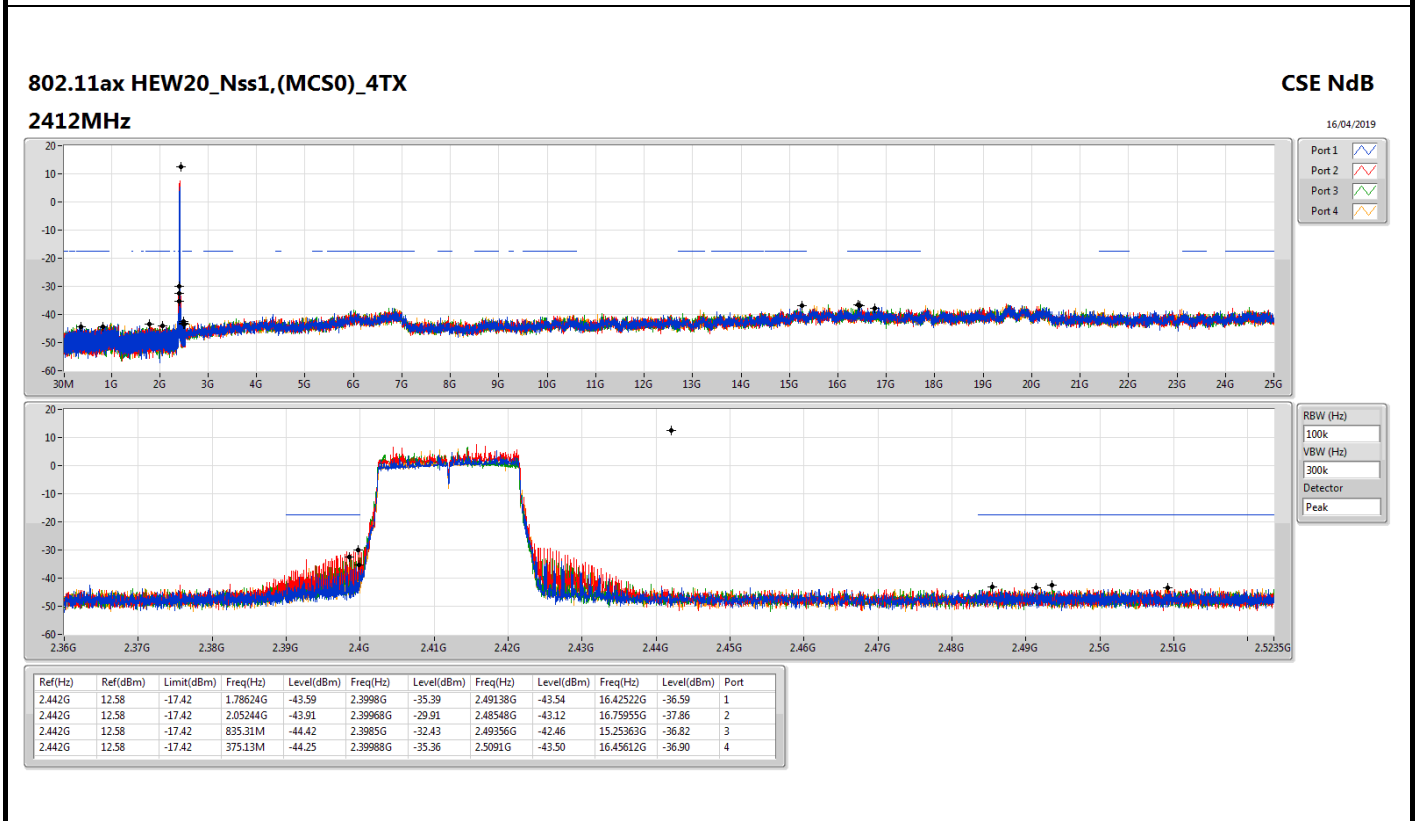
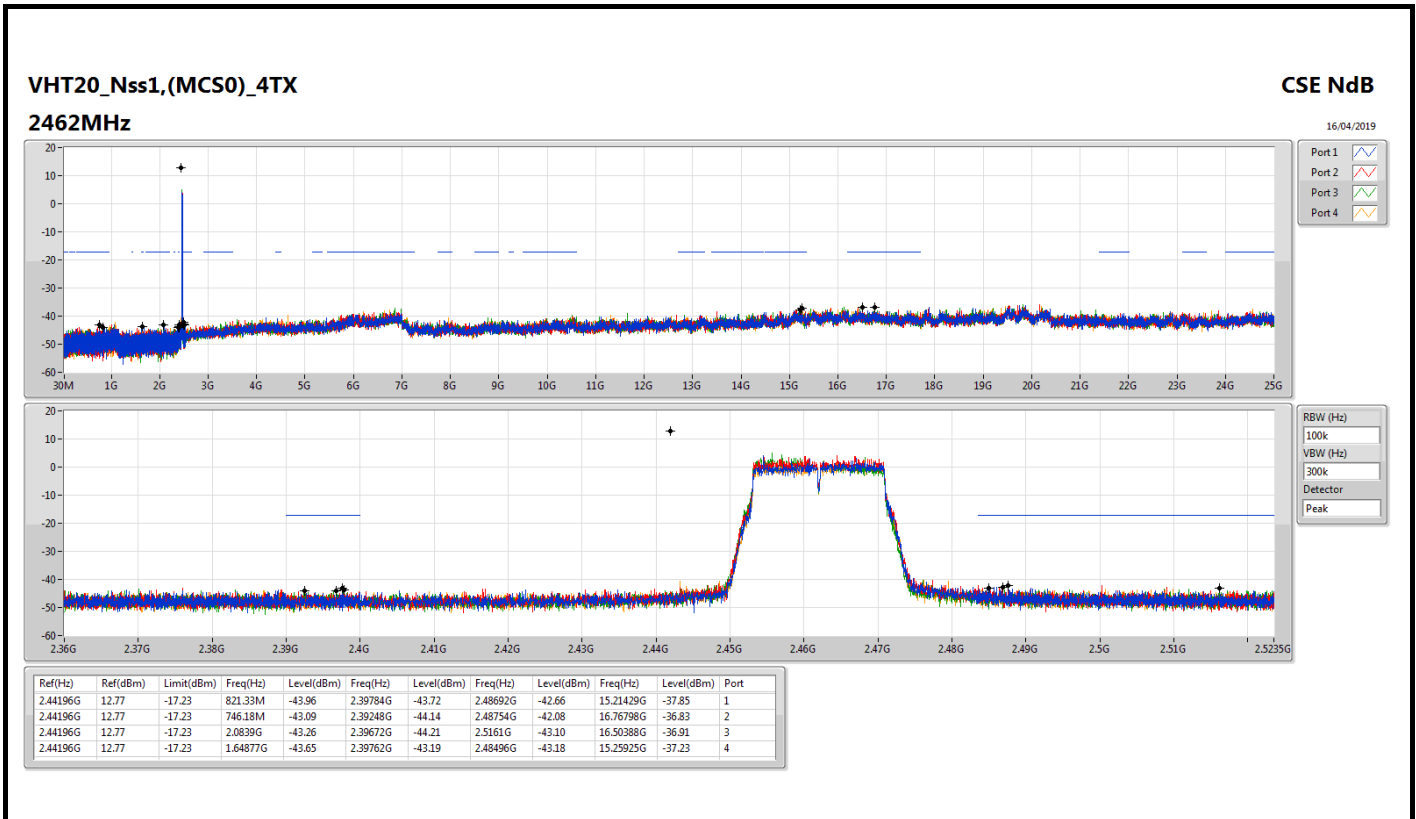
Mode	Result	Ref (Hz)	Ref (dBm)	Limit (dBm)	Freq (Hz)	Level (dBm)	Freq (Hz)	Level (dBm)	Freq (Hz)	Level (dBm)	Freq (Hz)	Level (dBm)	Port
2422MHz	Pass	2.43444G	4.99	-25.01	837.8M	-43.99	2.39572G	-42.60	2.50718G	-43.47	24.5709G	-37.93	2
2422MHz	Pass	2.43444G	4.99	-25.01	1.83309G	-43.16	2.39948G	-42.12	2.50466G	-43.32	24.57371G	-37.70	3
2422MHz	Pass	2.43444G	4.99	-25.01	1.87603G	-43.91	2.39292G	-43.47	2.51446G	-43.07	16.75739G	-37.47	4
2437MHz	Pass	2.43444G	4.99	-25.01	706.12M	-43.41	2.39964G	-41.66	2.49066G	-42.12	15.11953G	-37.89	1
2437MHz	Pass	2.43444G	4.99	-25.01	302.22M	-43.91	2.39968G	-40.14	2.48826G	-43.00	17.08552G	-37.26	2
2437MHz	Pass	2.43444G	4.99	-25.01	222.36M	-43.20	2.39912G	-43.79	2.49458G	-43.32	16.47413G	-37.37	3
2437MHz	Pass	2.43444G	4.99	-25.01	289.06M	-43.96	2.39468G	-42.41	2.50262G	-42.88	16.43767G	-37.26	4
2452MHz	Pass	2.43444G	4.99	-25.01	930.26M	-43.42	2.39524G	-44.52	2.4863G	-41.18	24.52603G	-36.93	1
2452MHz	Pass	2.43444G	4.99	-25.01	2.15712G	-41.97	2.396G	-42.70	2.48486G	-42.11	16.41523G	-37.38	2
2452MHz	Pass	2.43444G	4.99	-25.01	937.7M	-44.16	2.3906G	-43.96	2.48406G	-43.09	6.78998G	-37.18	3
2452MHz	Pass	2.43444G	4.99	-25.01	949.44M	-42.36	2.39912G	-44.45	2.48378G	-42.01	16.47413G	-36.41	4
802.11ax HEW40-BF_Nss1,(MCS0)_4TX	-	-	-	-	-	-	-	-	-	-	-	-	-
2422MHz	Pass	2.44196G	4.63	-25.37	2.19205G	-43.66	2.39292G	-43.14	2.49706G	-42.78	16.33951G	-37.03	1
2422MHz	Pass	2.44196G	4.63	-25.37	2.12277G	-43.64	2.39468G	-41.53	2.50622G	-43.23	6.9891G	-37.77	2
2422MHz	Pass	2.44196G	4.63	-25.37	2.12993G	-42.38	2.39544G	-43.52	2.55126G	-43.77	16.52181G	-36.64	3
2422MHz	Pass	2.44196G	4.63	-25.37	1.77899G	-44.38	2.3998G	-42.46	2.51434G	-44.28	16.74898G	-36.87	4
2437MHz	Pass	2.44196G	4.63	-25.37	865.56M	-43.67	2.39952G	-41.79	2.49278G	-43.36	16.49376G	-36.66	1
2437MHz	Pass	2.44196G	4.63	-25.37	868.71M	-43.30	2.39488G	-39.55	2.48394G	-41.91	24.71674G	-37.68	2
2437MHz	Pass	2.44196G	4.63	-25.37	916.23M	-43.73	2.39948G	-41.57	2.48578G	-42.97	16.79105G	-37.49	3
2437MHz	Pass	2.44196G	4.63	-25.37	956.88M	-42.94	2.39988G	-40.20	2.51118G	-43.04	16.76861G	-36.75	4
2452MHz	Pass	2.44196G	4.63	-25.37	2.15312G	-44.01	2.39888G	-44.91	2.48826G	-41.33	17.15844G	-37.90	1
2452MHz	Pass	2.44196G	4.63	-25.37	1.96362G	-43.28	2.39984G	-43.83	2.48566G	-41.91	16.65362G	-37.39	2
2452MHz	Pass	2.44196G	4.63	-25.37	945.14M	-44.03	2.3962G	-44.62	2.48822G	-41.97	16.44328G	-36.17	3
2452MHz	Pass	2.44196G	4.63	-25.37	2.11018G	-44.41	2.39092G	-43.30	2.49294G	-42.38	16.79105G	-36.31	4

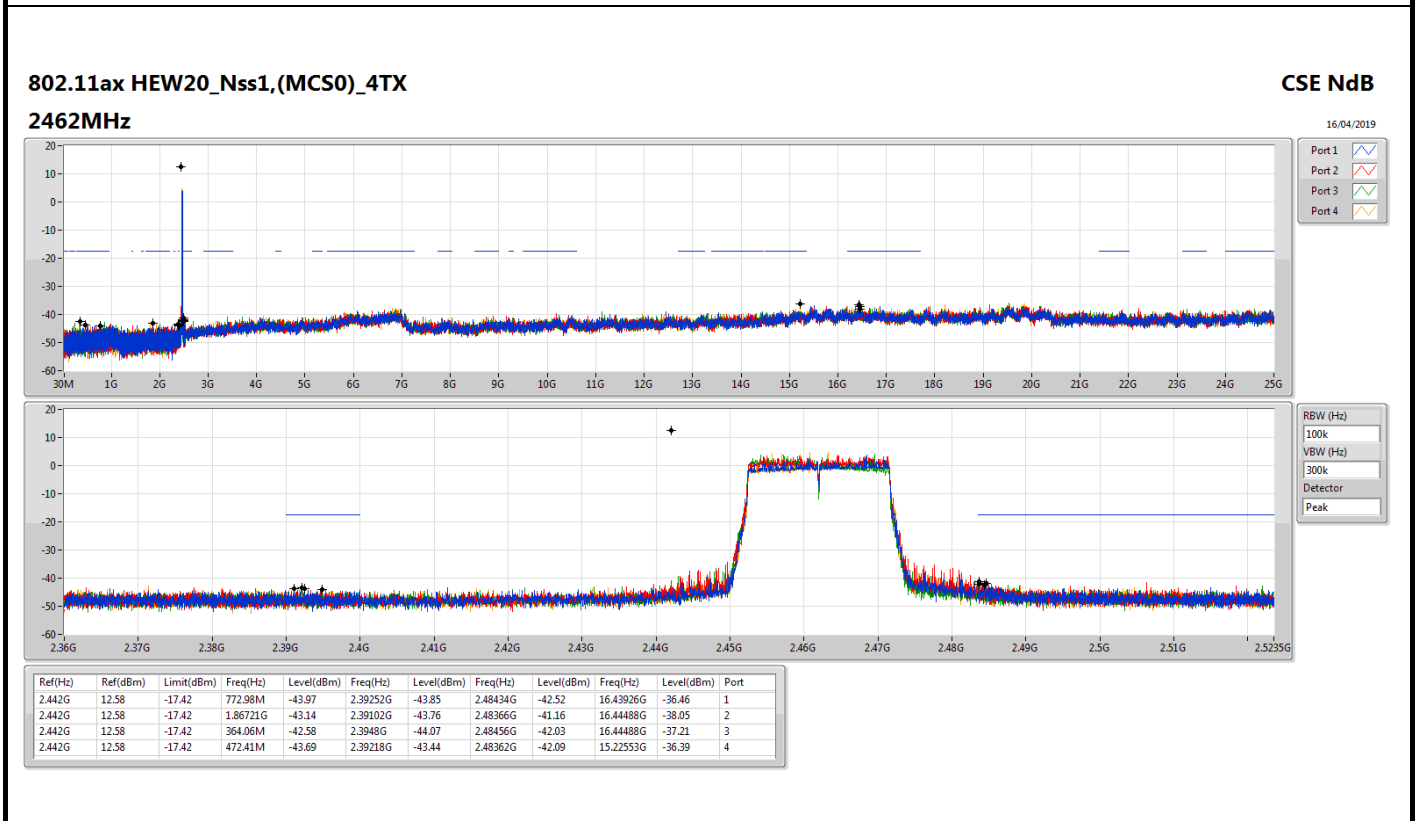
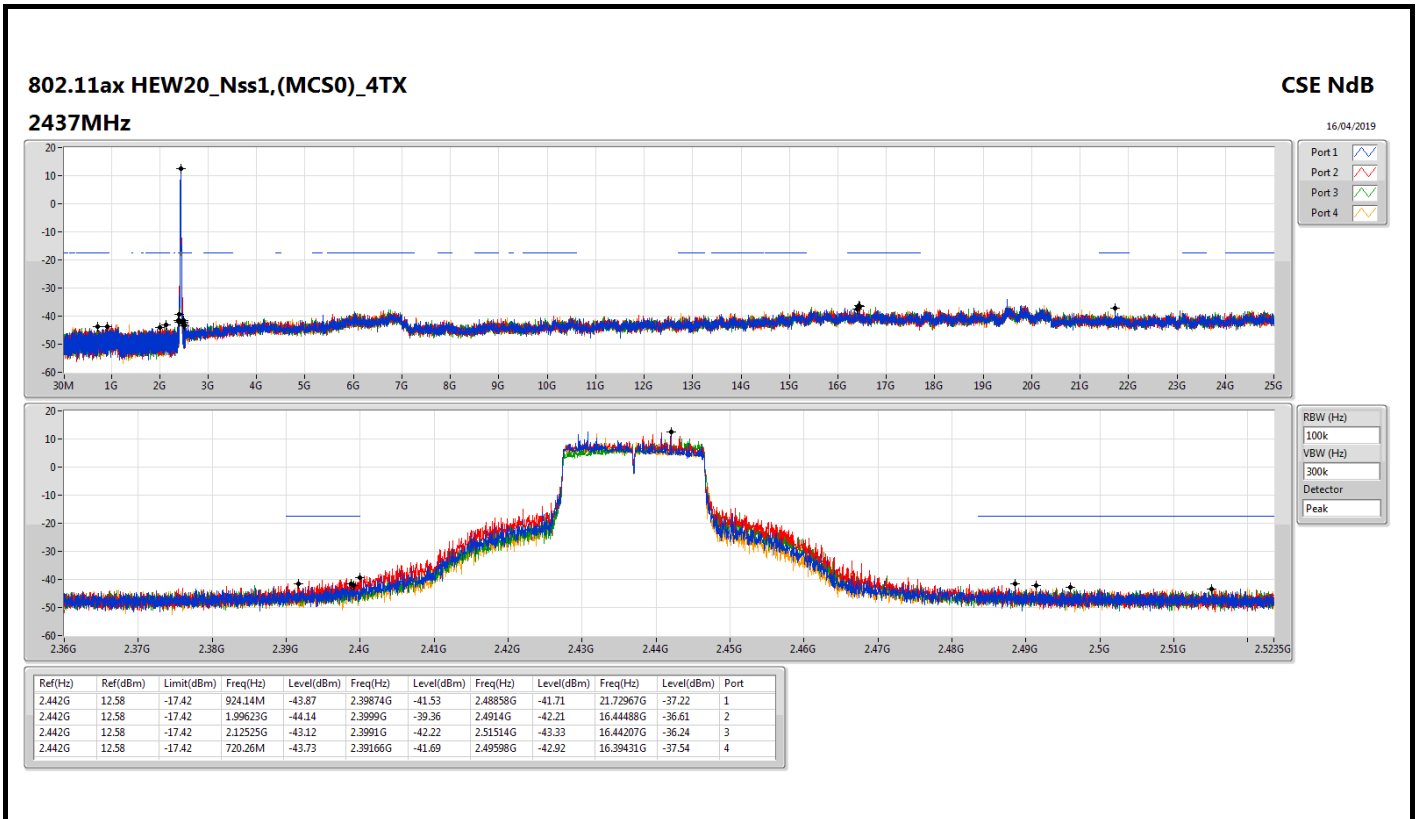


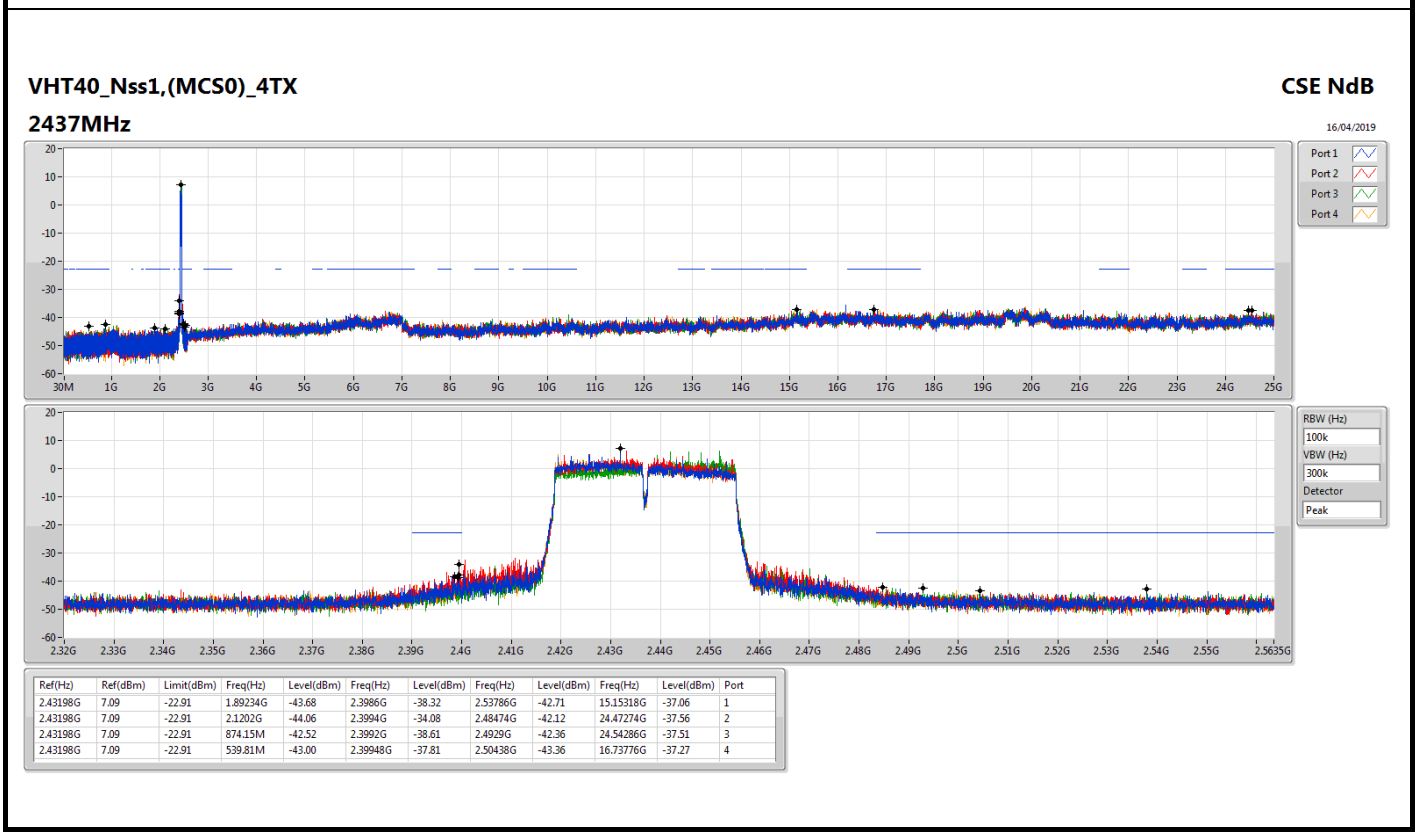
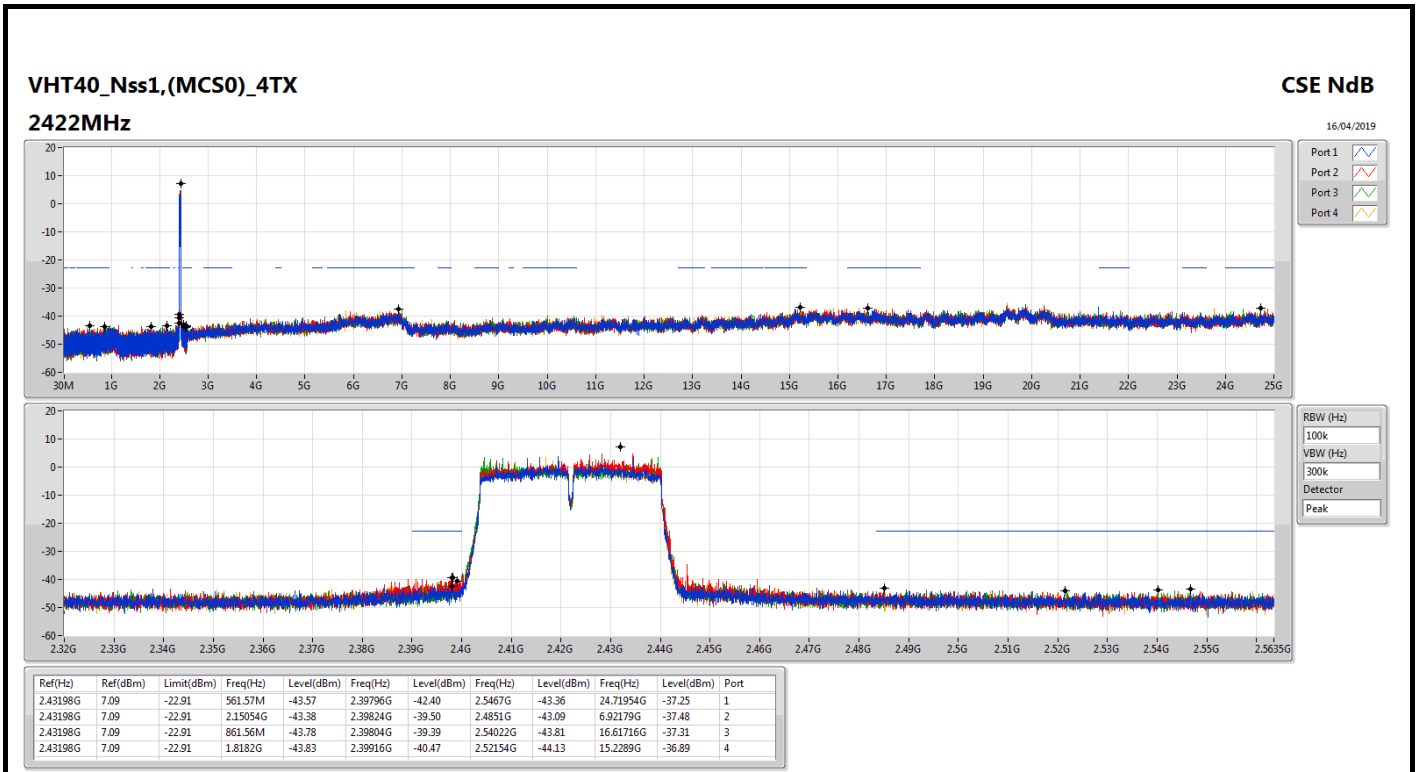


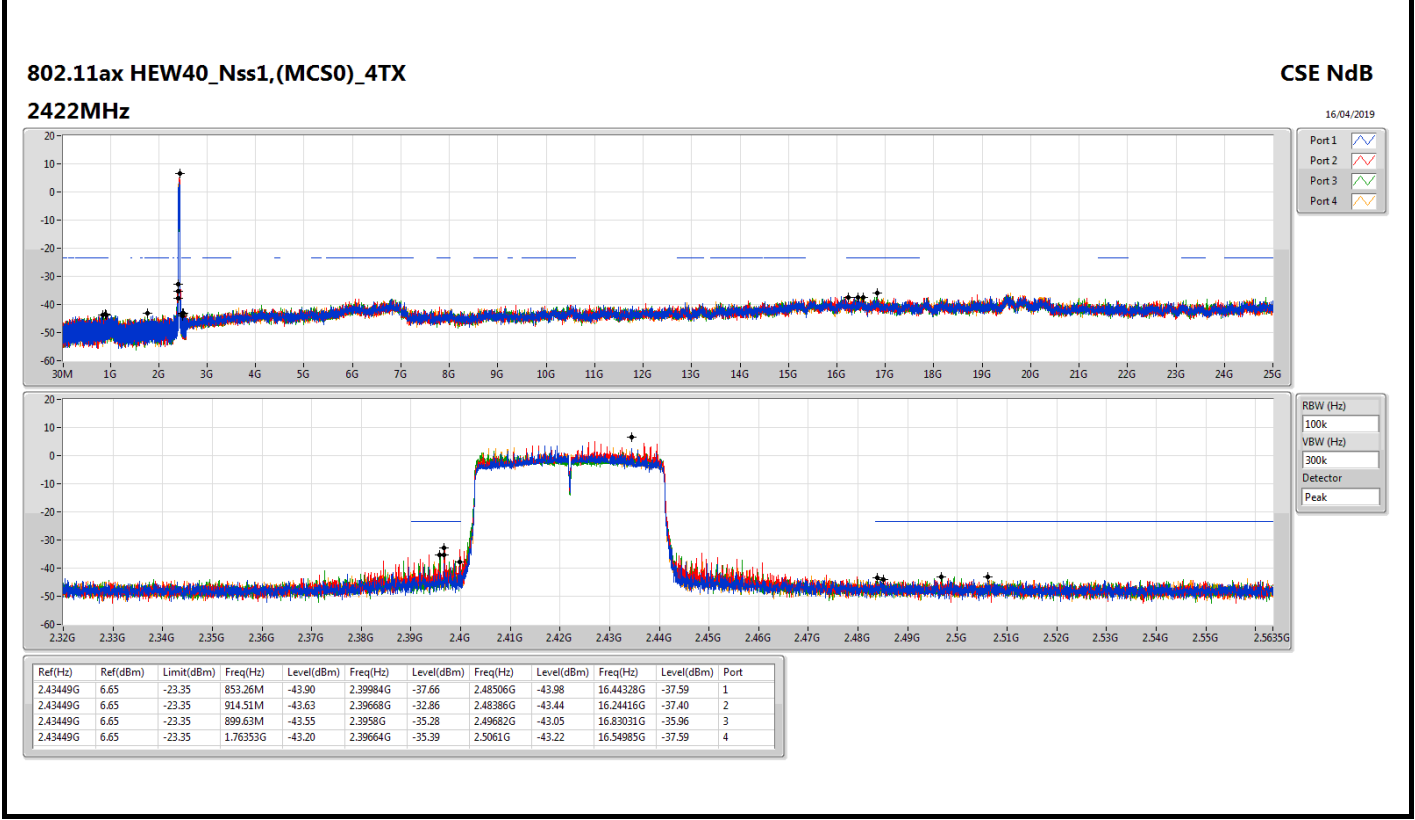
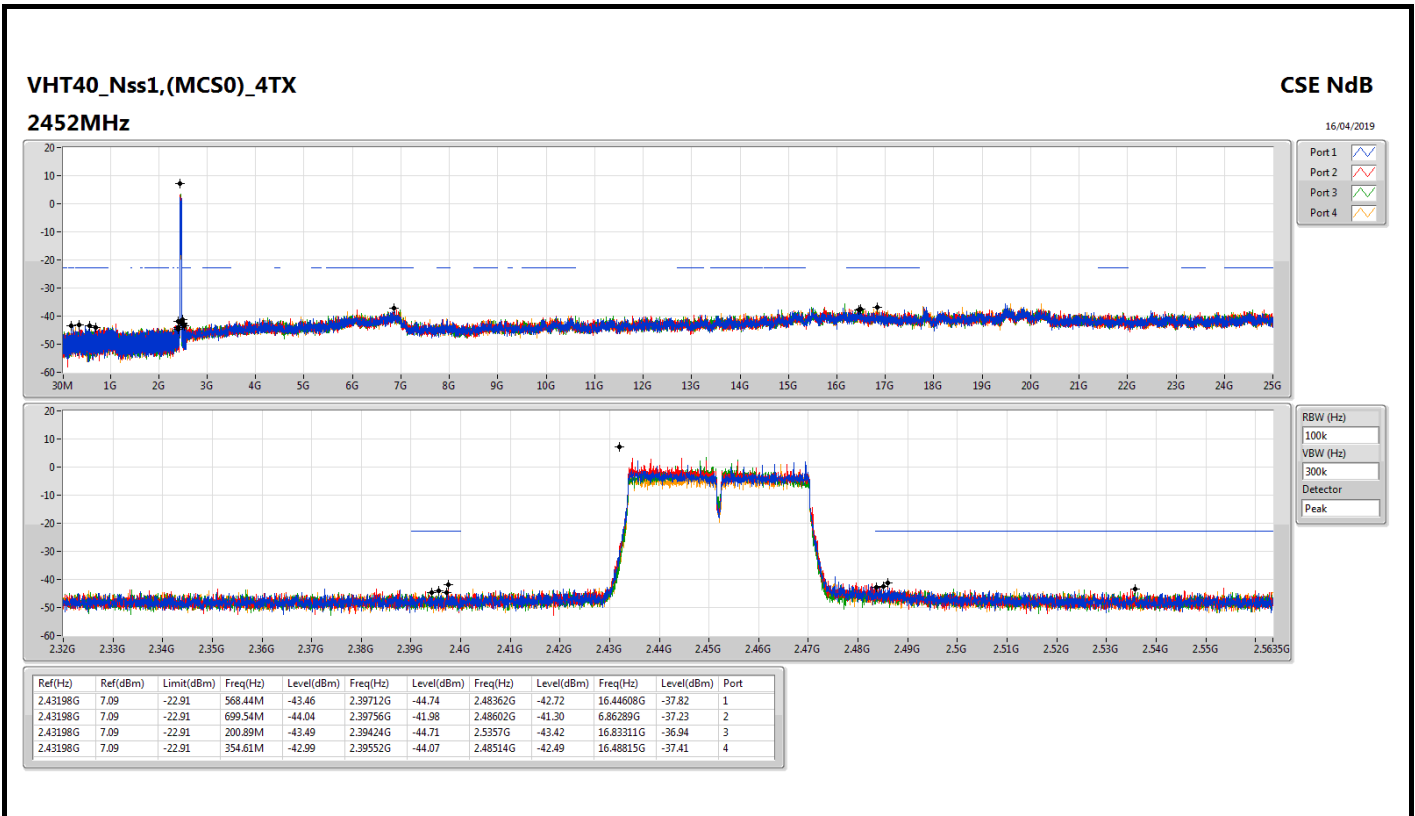


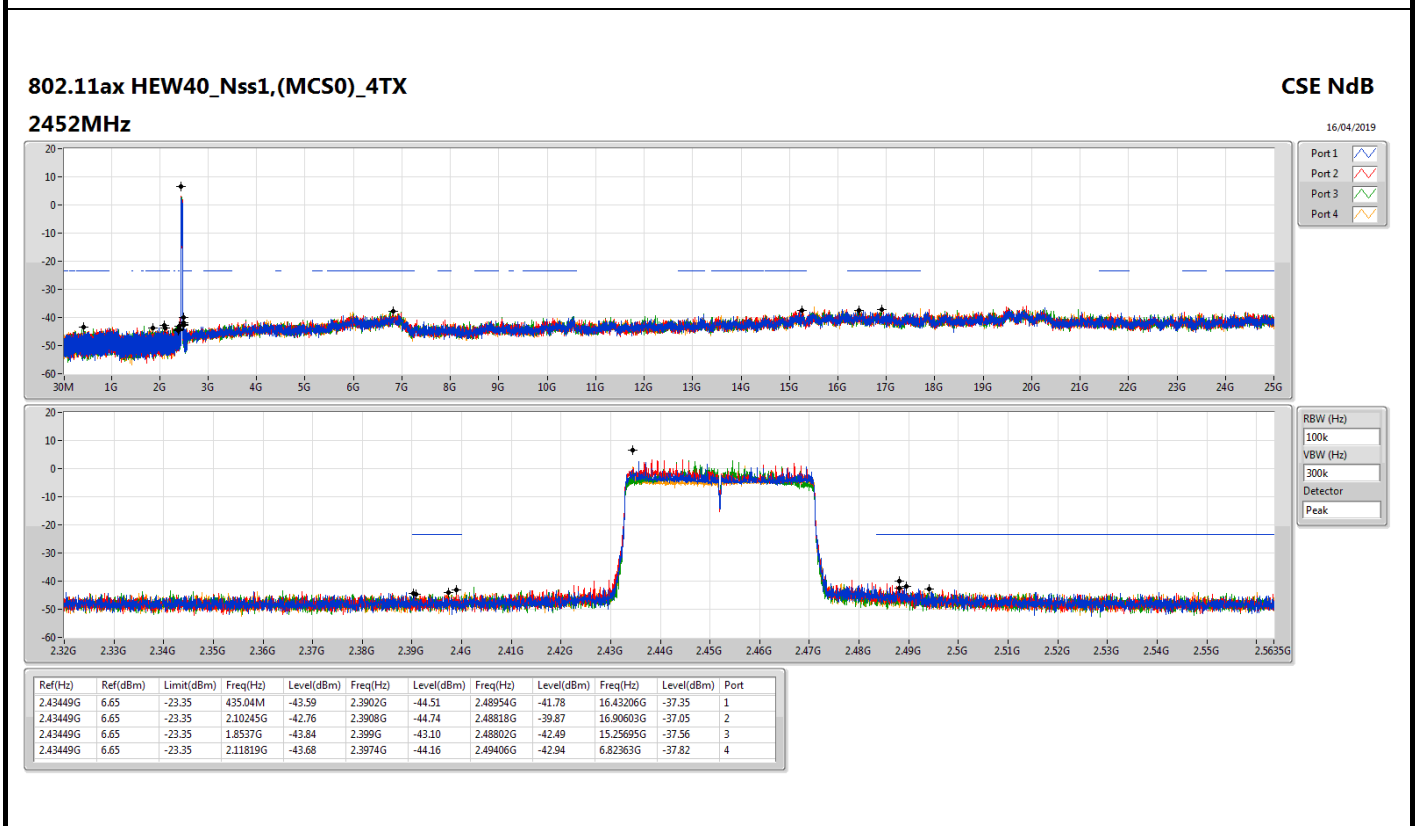
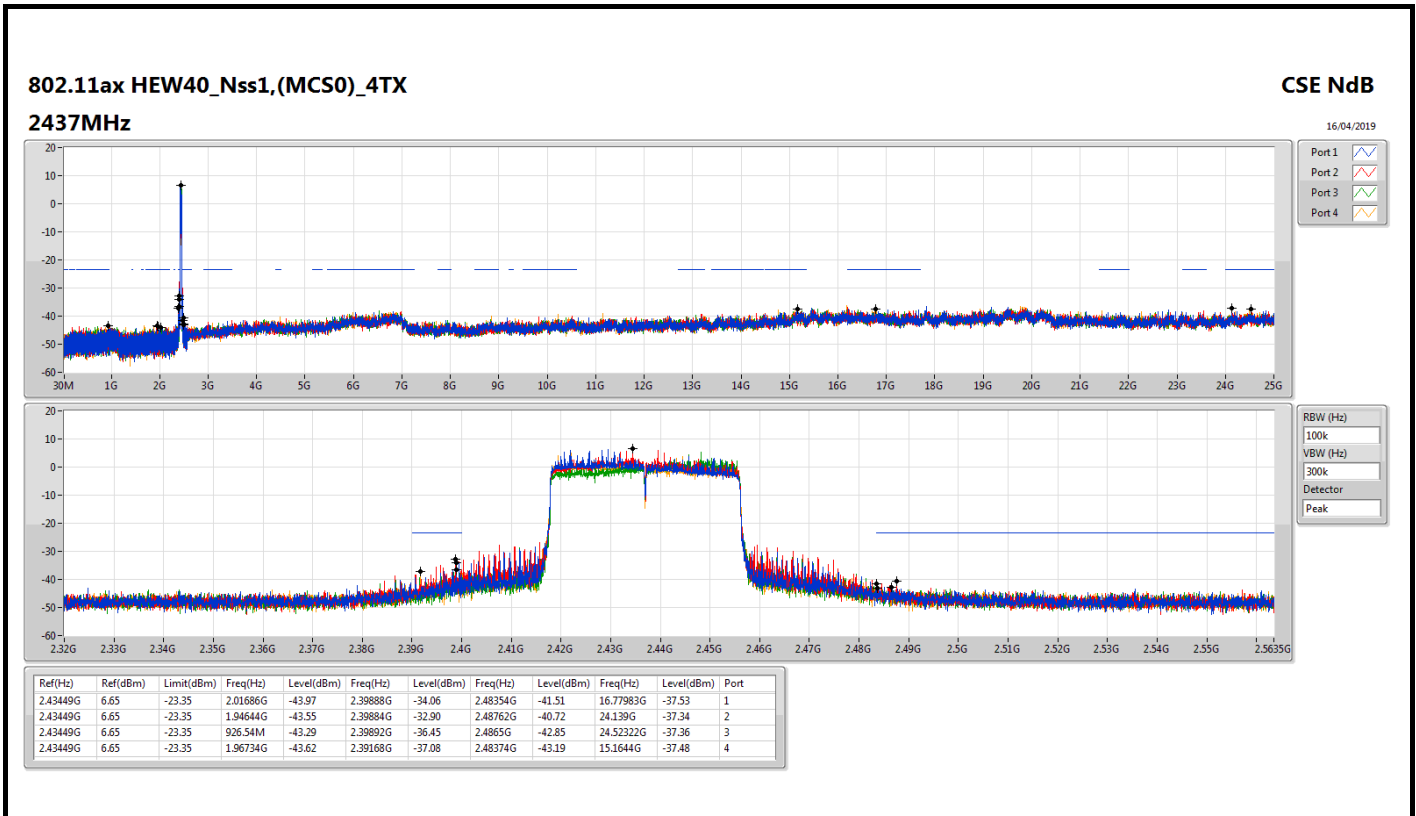


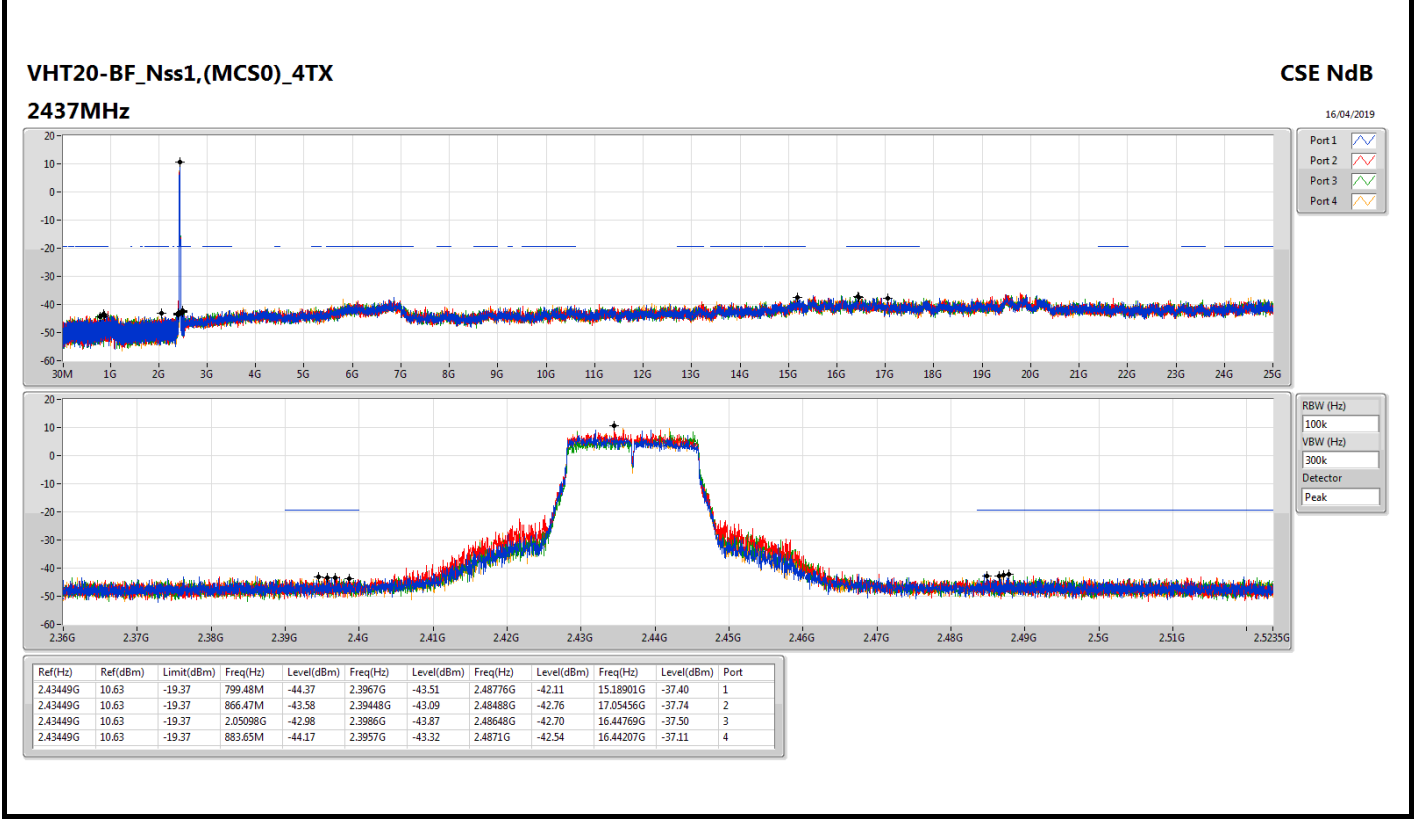
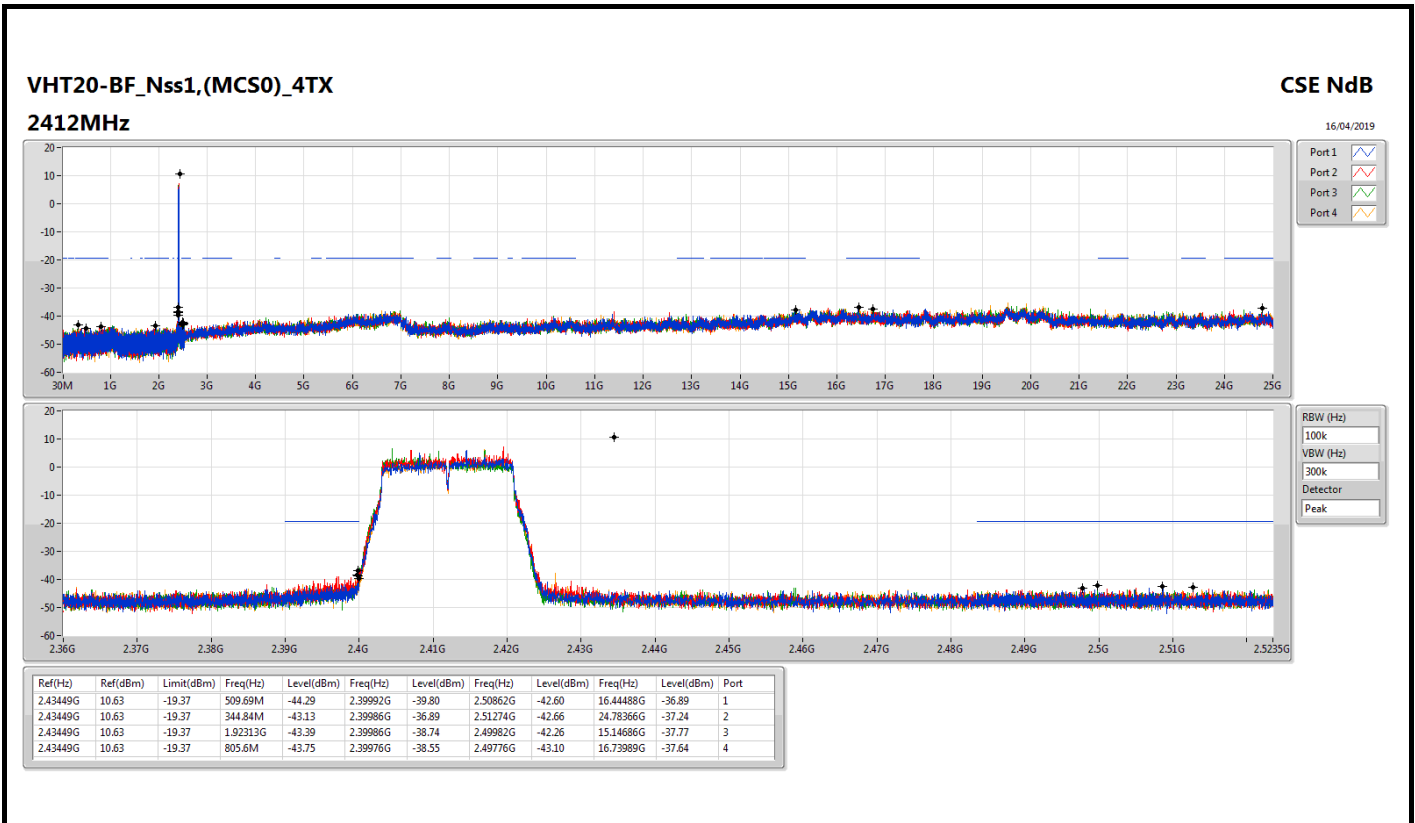










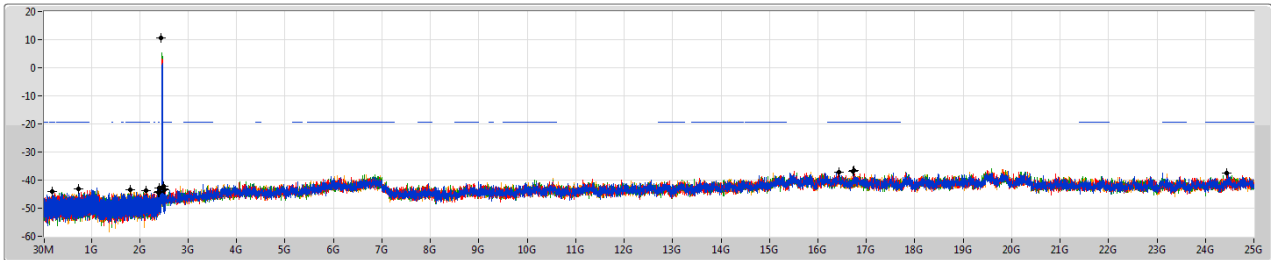


VHT20-BF_Nss1,(MCS0)_4TX

2462MHz

CSE NdB

16/04/2019

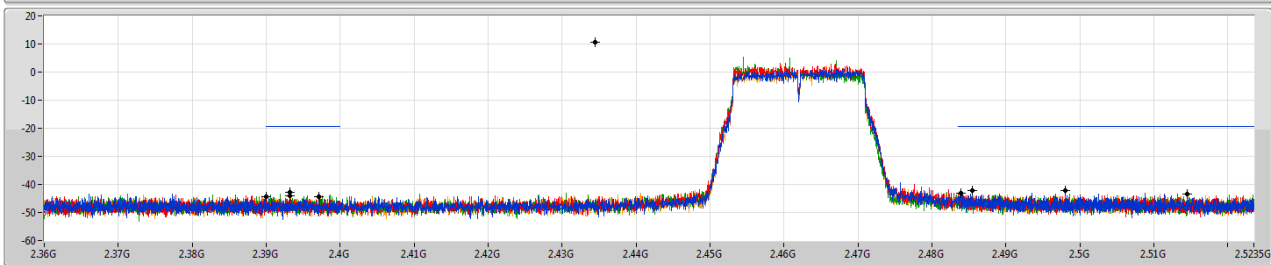


Port 1

Port 2

Port 3

Port 4



RBW (Hz)

VBW (Hz)

Detector

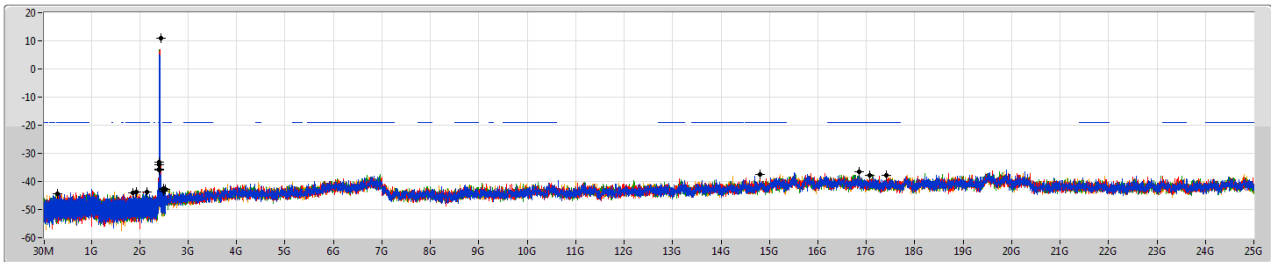
Ref(Hz)	Ref(dBm)	Limit(dBm)	Freq(Hz)	Level(dBm)	Freq(Hz)	Level(dBm)	Freq(Hz)	Level(dBm)	Freq(Hz)	Level(dBm)	Port
2.43449G	10.63	-19.37	738.9M	-43.10	2.39714G	-44.41	2.4854G	-42.31	16.7427G	-36.56	1
2.43449G	10.63	-19.37	2.13632G	-43.77	2.39316G	-44.10	2.498G	-42.34	24.44371G	-37.58	2
2.43449G	10.63	-19.37	1.80517G	-43.48	2.39322G	-42.93	2.51454G	-43.34	16.43364G	-37.31	3
2.43449G	10.63	-19.37	200.96M	-44.21	2.39004G	-44.34	2.4839G	-43.02	16.72303G	-36.85	4

802.11ax HEW20-BF_Nss1,(MCS0)_4TX

2412MHz

CSE NdB

16/04/2019

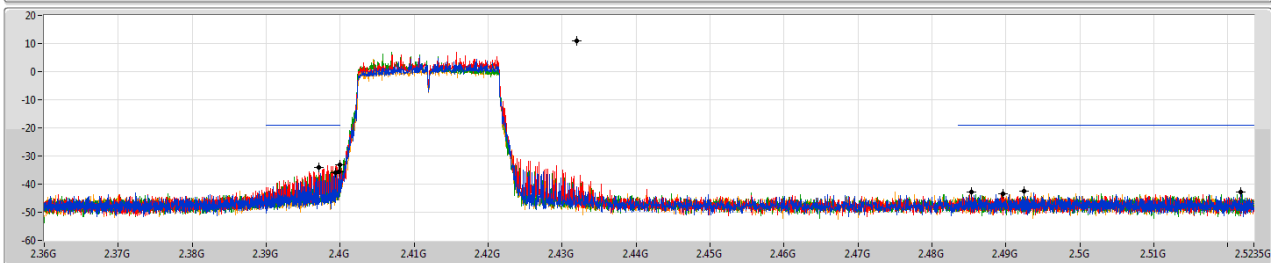


Port 1

Port 2

Port 3

Port 4

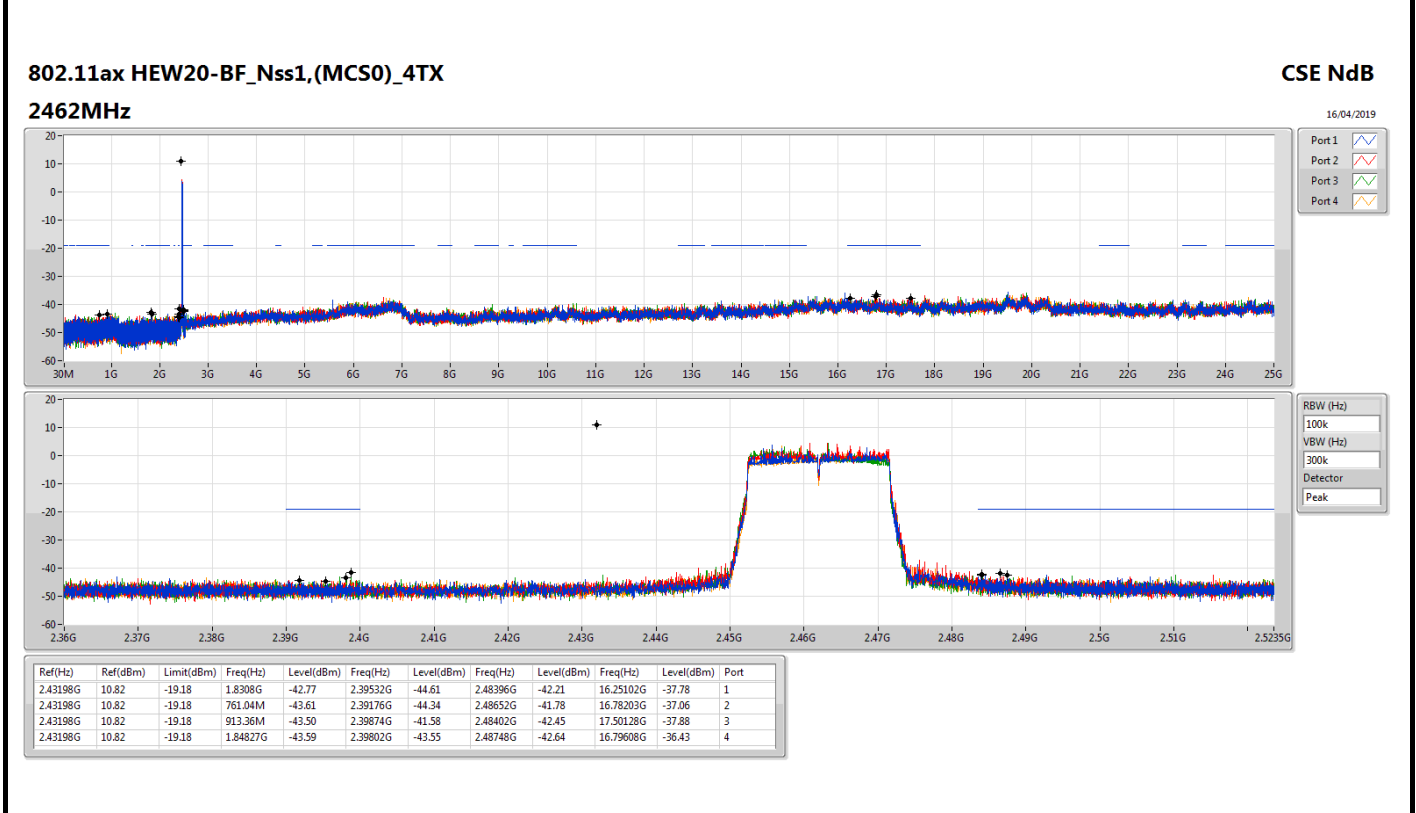
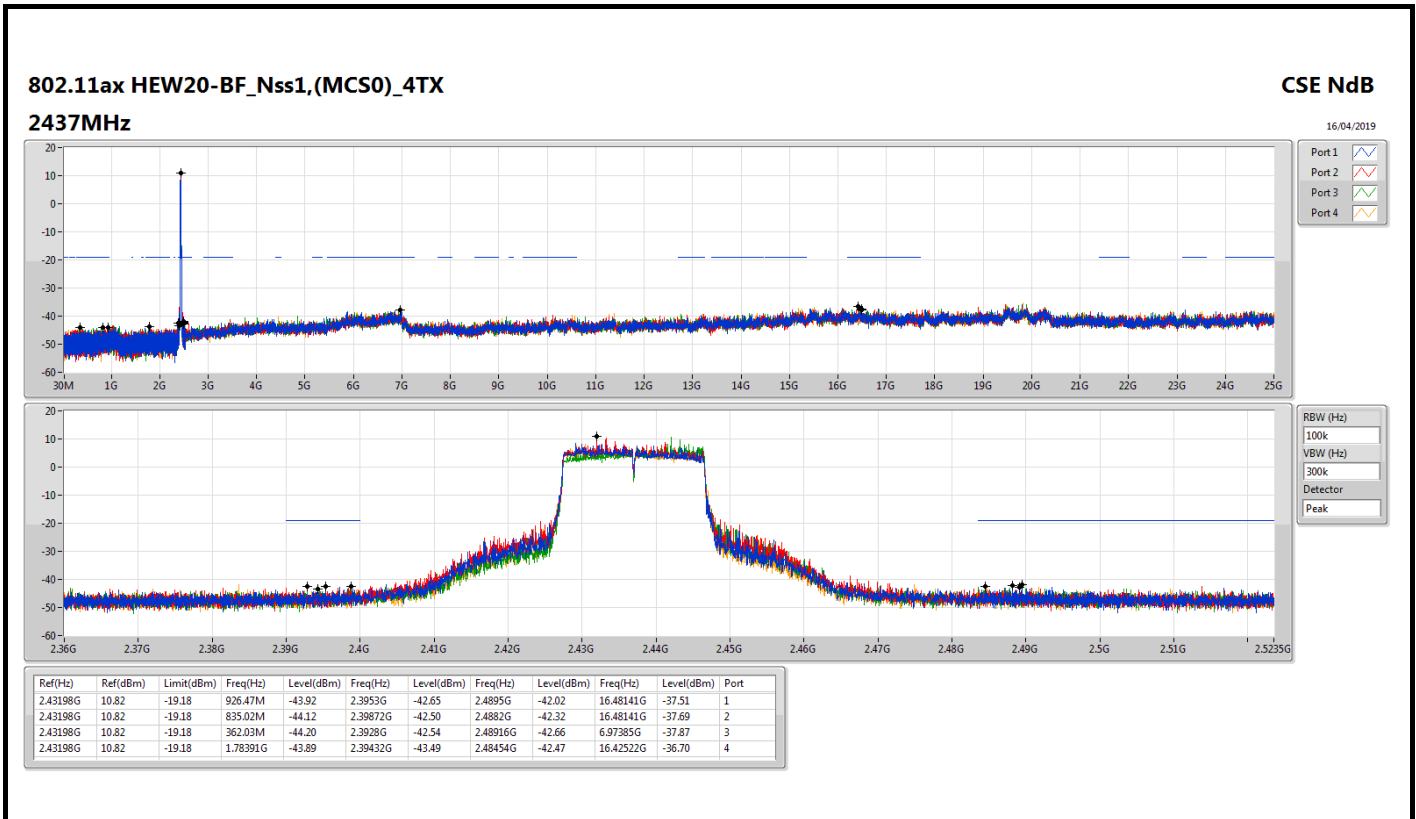


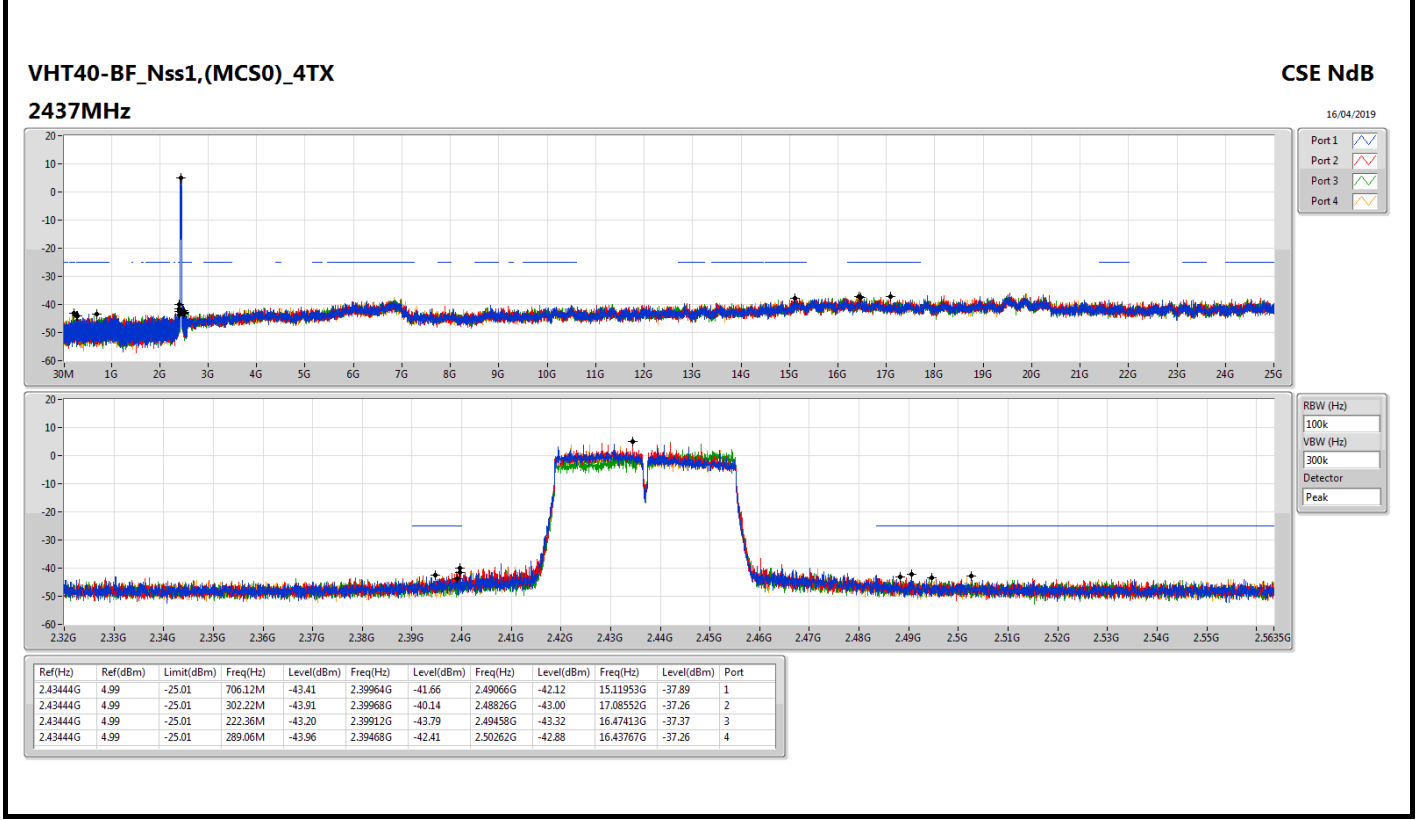
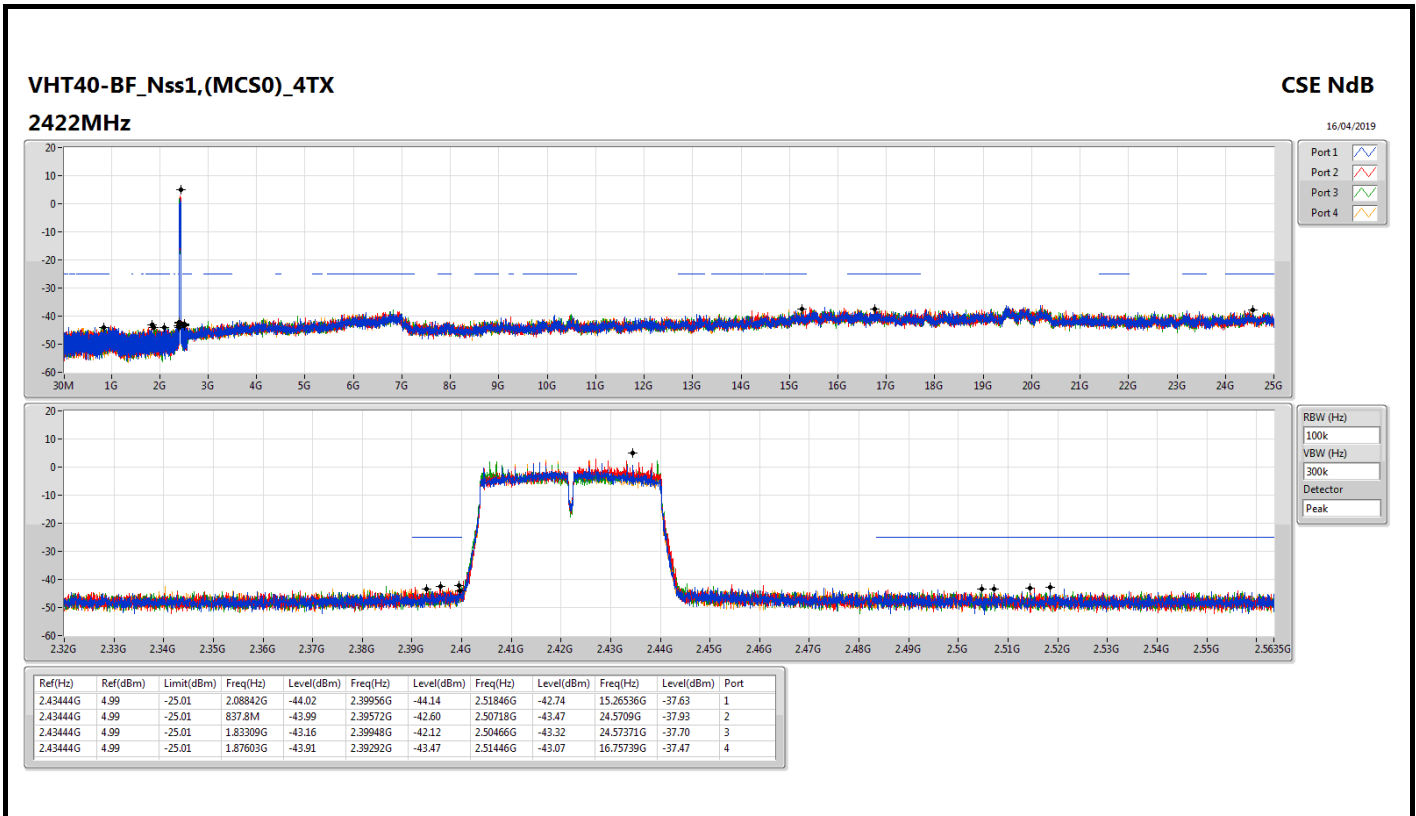
RBW (Hz)

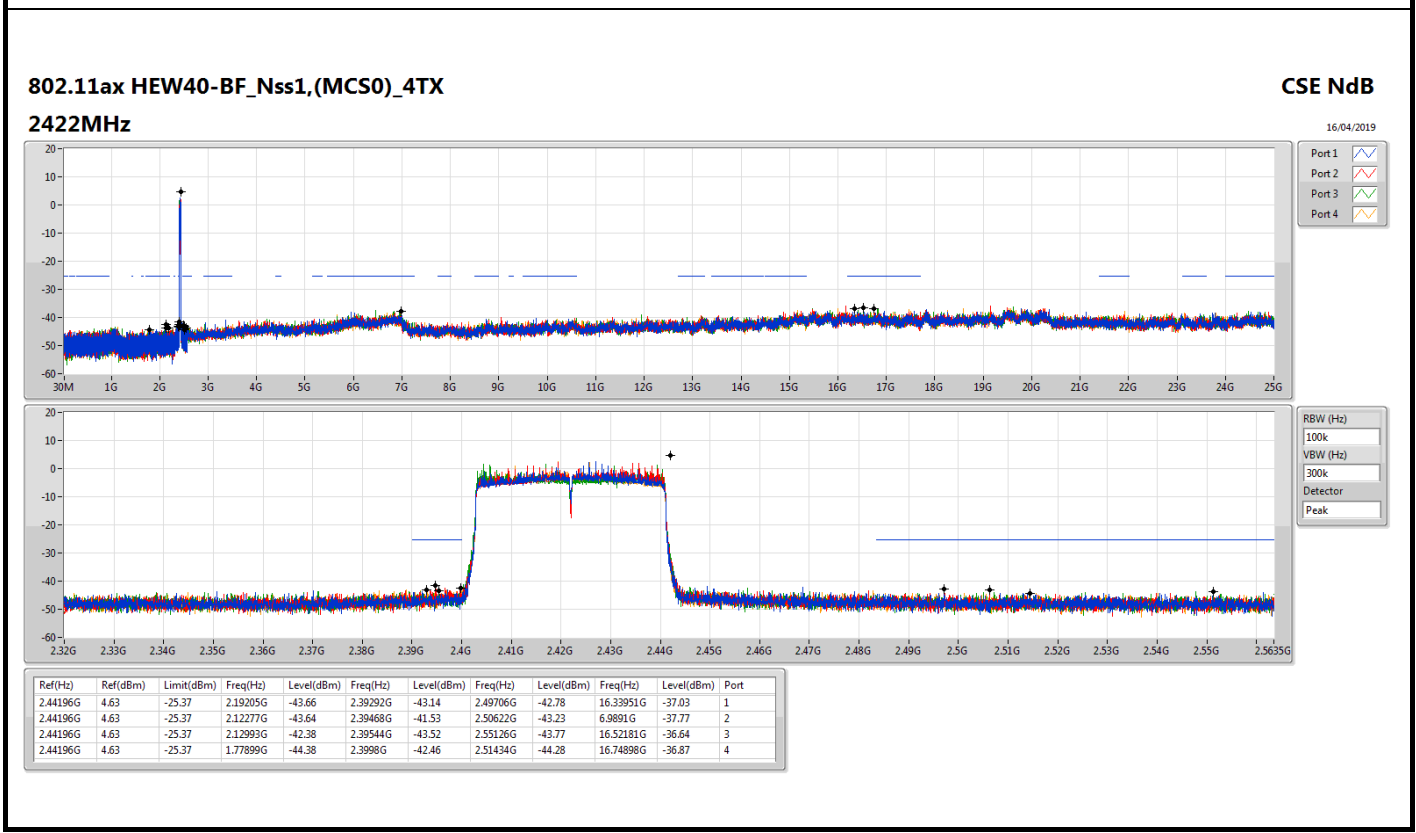
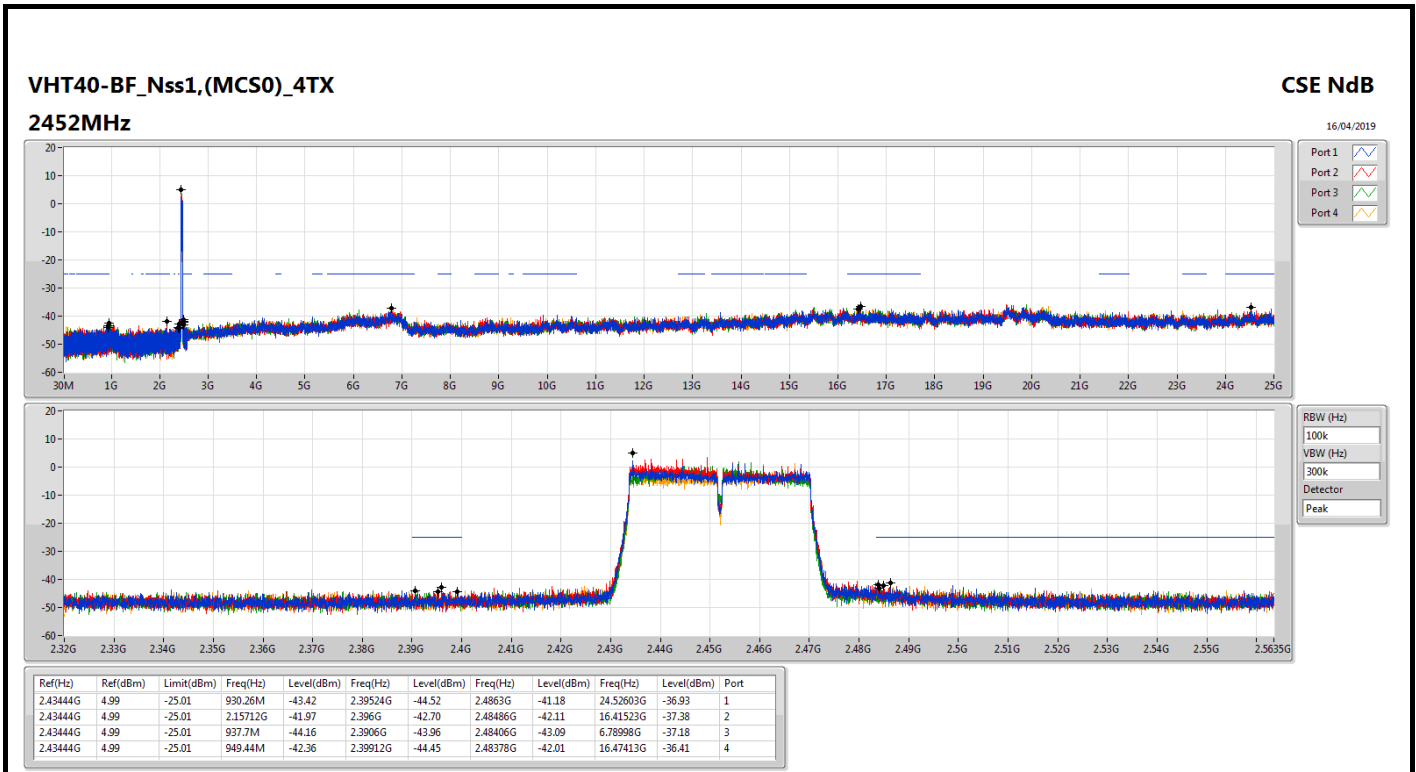
VBW (Hz)

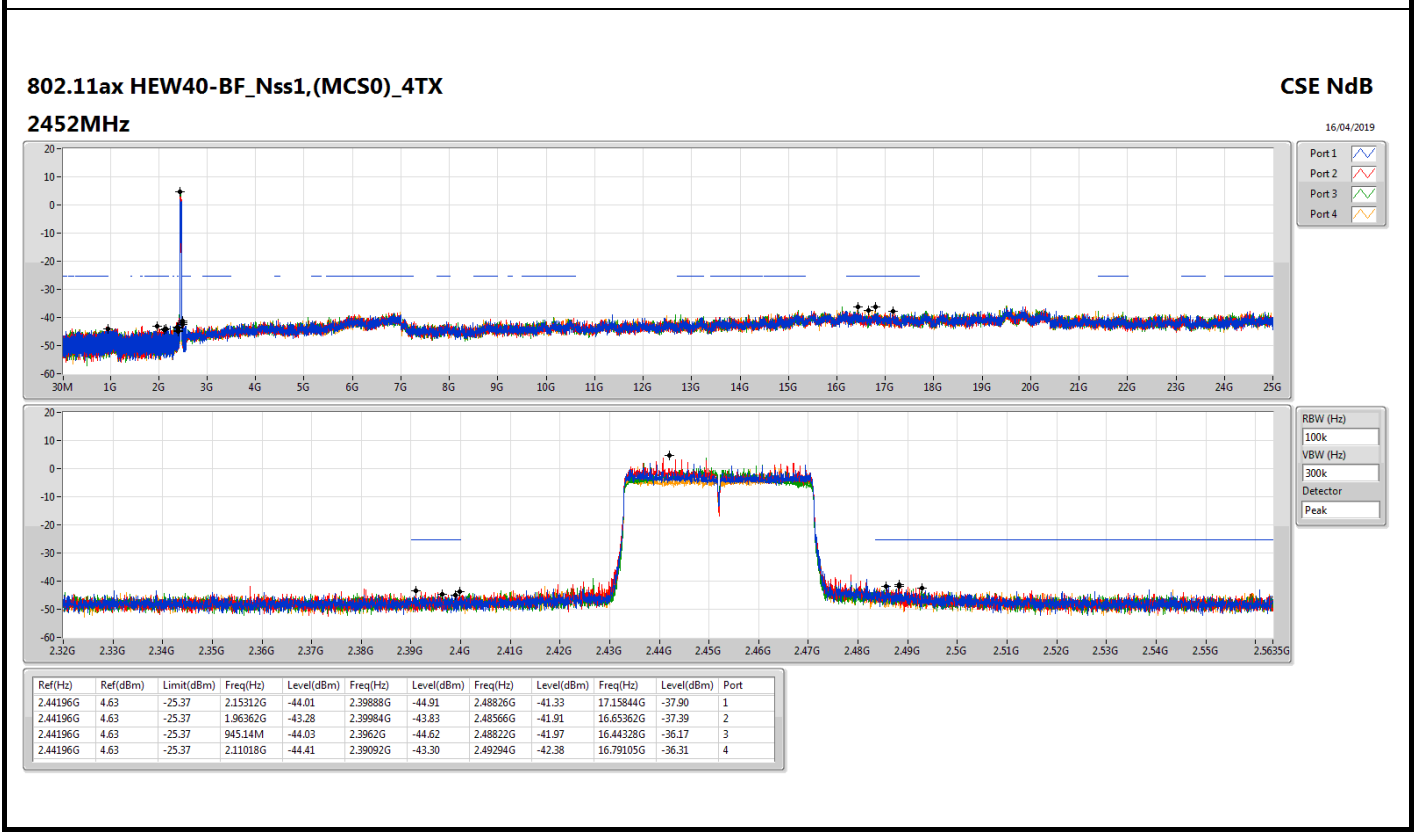
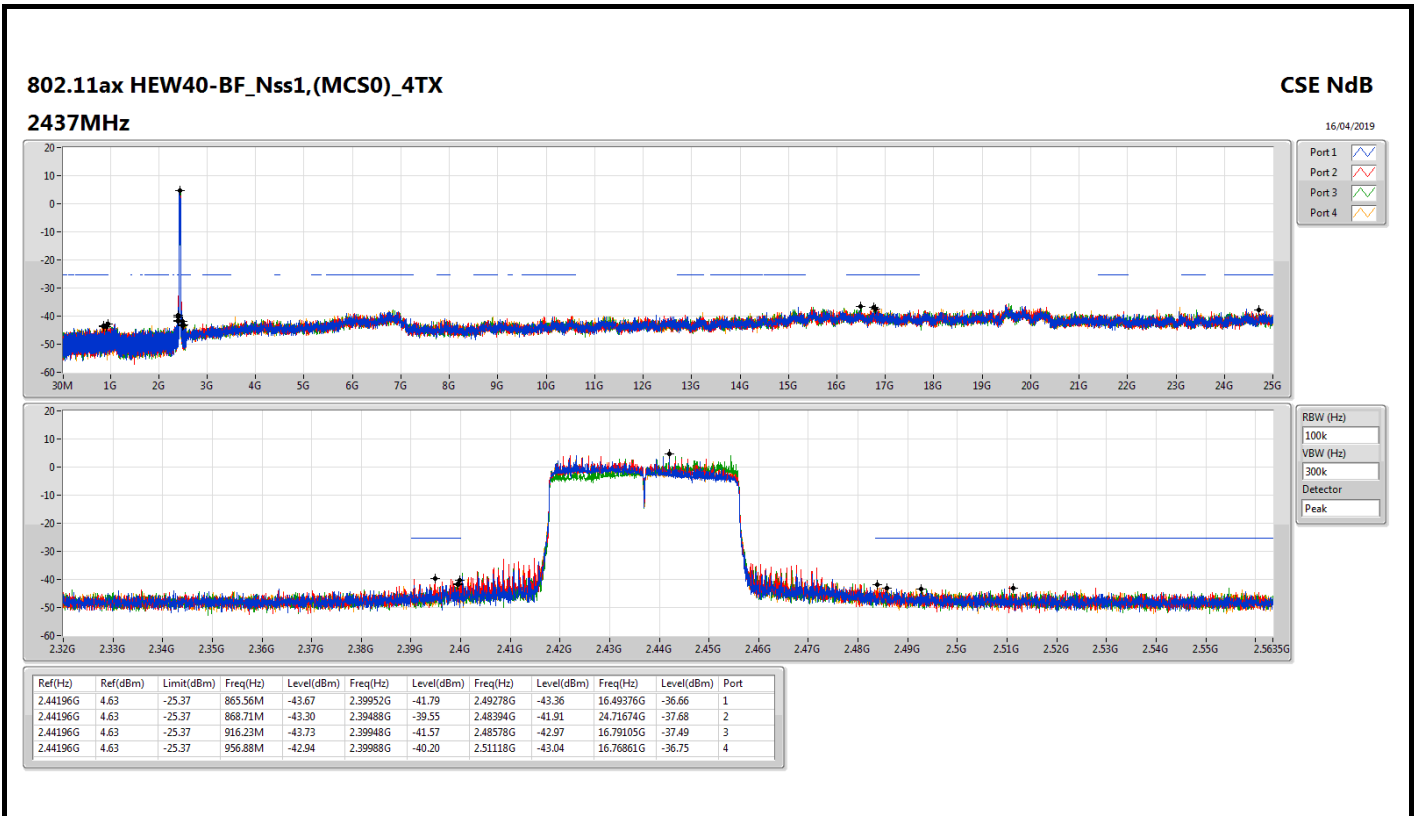
Detector

Ref(Hz)	Ref(dBm)	Limit(dBm)	Freq(Hz)	Level(dBm)	Freq(Hz)	Level(dBm)	Freq(Hz)	Level(dBm)	Freq(Hz)	Level(dBm)	Port
2.43198G	10.82	-19.18	2.14014G	-43.80	2.39984G	-35.75	2.4853G	-42.78	17.41699G	-37.82	1
2.43198G	10.82	-19.18	1.92691G	-43.86	2.39994G	-33.04	2.4896G	-43.40	17.07141G	-37.85	2
2.43198G	10.82	-19.18	1.85002G	-42.95	2.39708G	-34.12	2.49242G	-42.42	16.85508G	-36.59	3
2.43198G	10.82	-19.18	309.02M	-44.37	2.39938G	-36.09	2.5217G	-42.82	14.8041G	-37.37	4





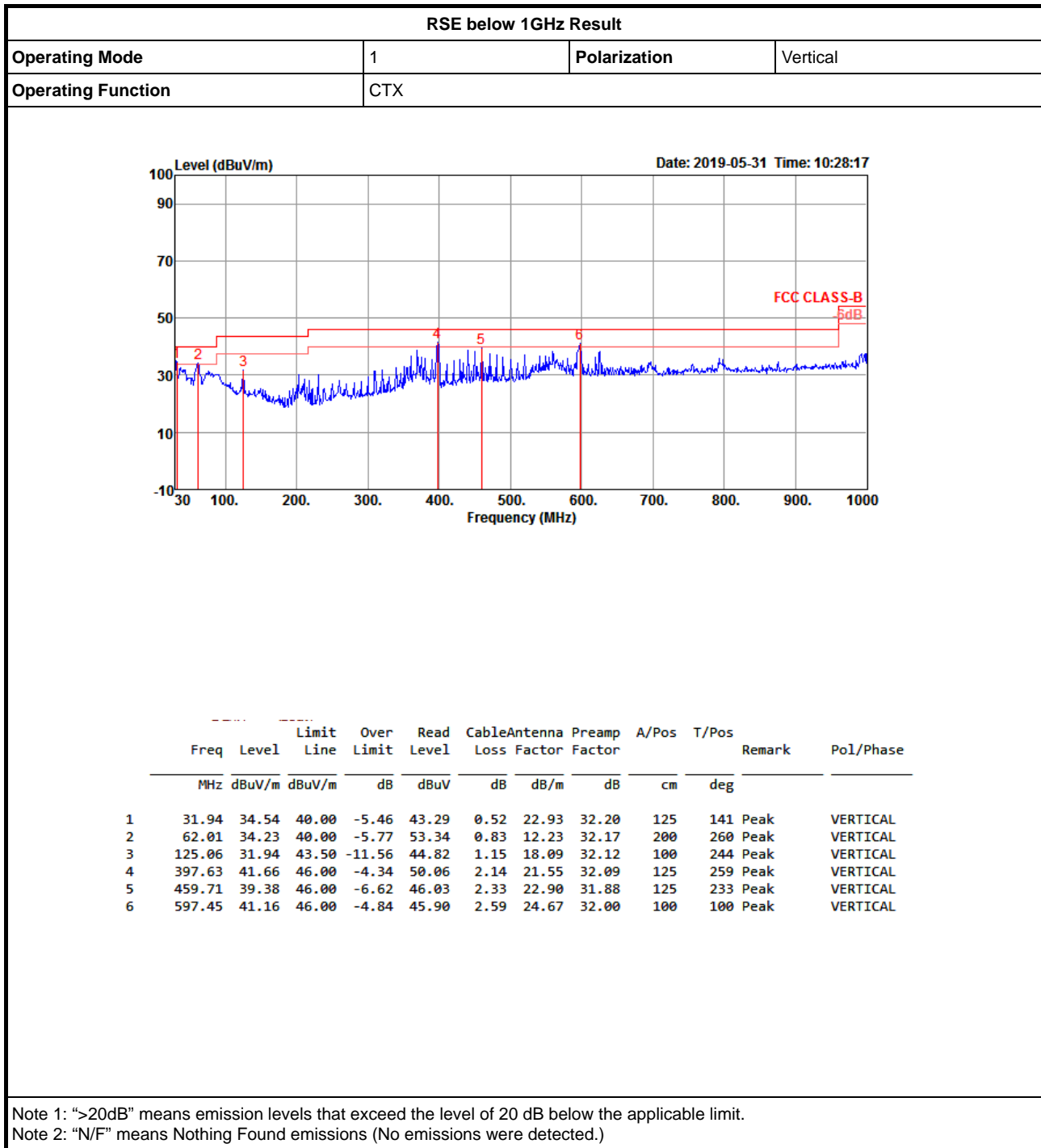






RSE below 1GHz Result

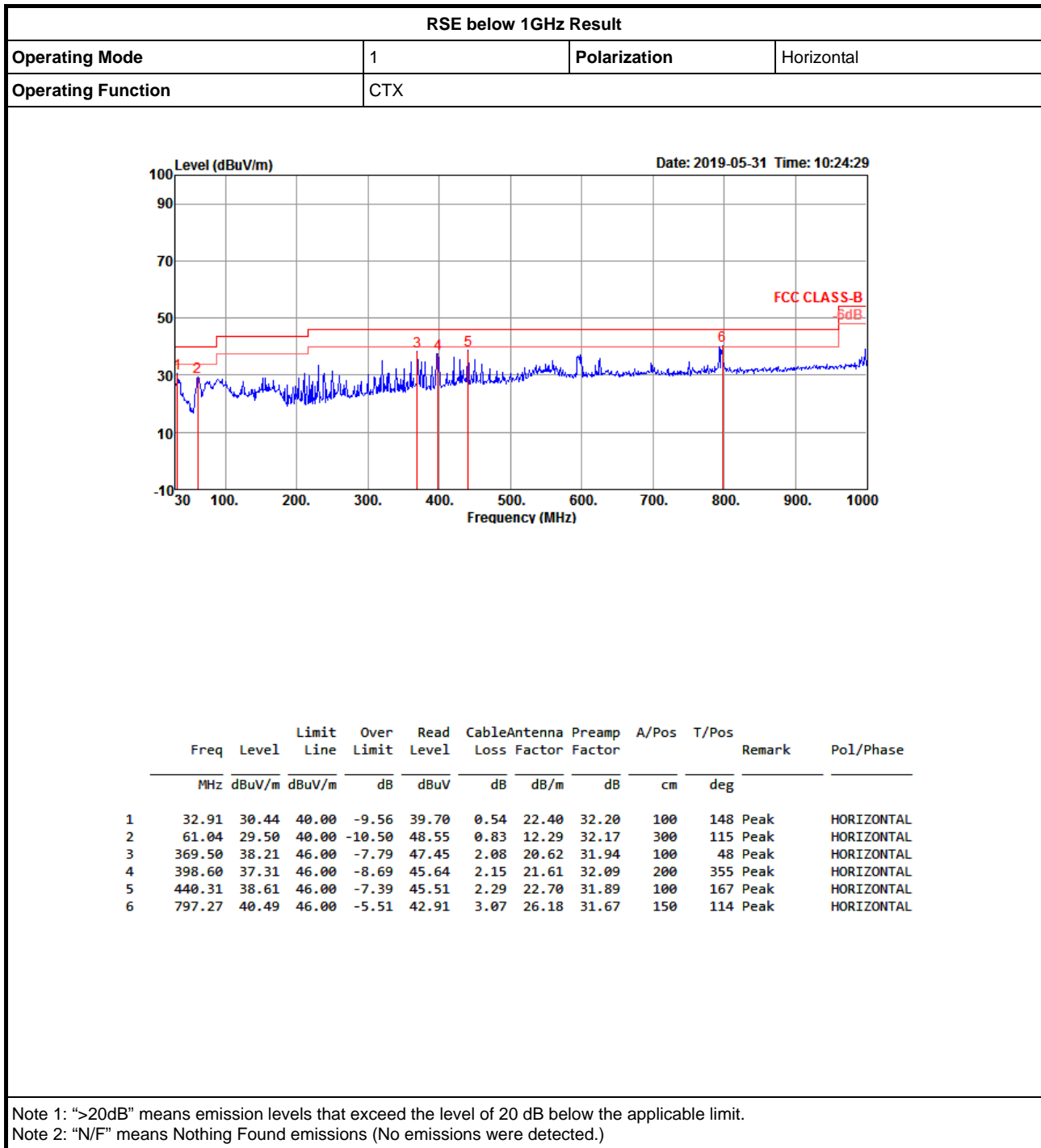
Appendix F.1





RSE below 1GHz Result

Appendix F.1





RSE TX above 1GHz Result

Appendix F.2

Summary

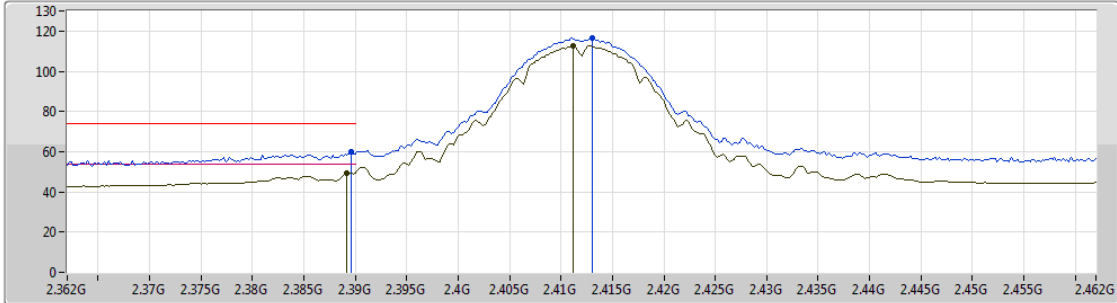
Mode	Result	Type	Freq (Hz)	Level (dBuV/m)	Limit (dBuV/m)	Margin (dB)	Factor (dB)	Dist (m)	Condition	Azimuth (°)	Height (m)
2.4-2.4835GHz	-	-	-	-	-	-	-	-	-	-	-
802.11ax HEW20_Nss1,(MCS0)_4TX	Pass	PK	2.484G	73.99	74.00	-0.01	30.96	3	Vertical	354	1.88



802.11b_Nss1,(1Mbps)_1TX

16/04/2019

2412MHz_TX



Lim.PK
 PK
 Lim.AV
 AV

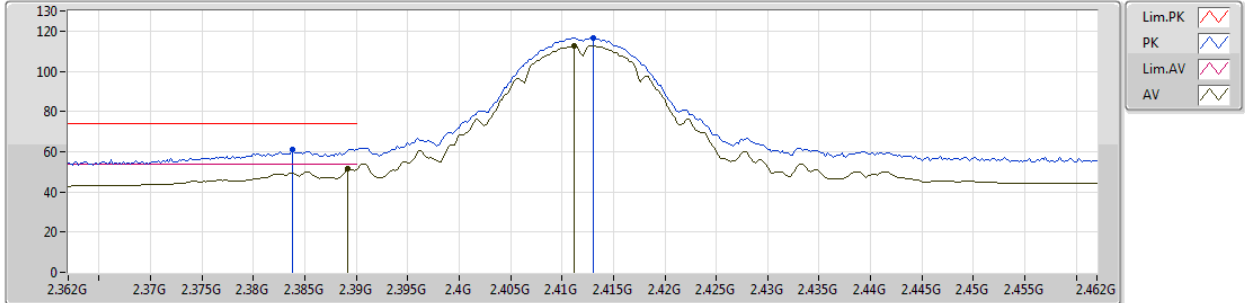
EUT_Y_1TX
Setting 110
01-M-1
FSP

Type	Freq (Hz)	Level (dBuV/m)	Limit (dBuV/m)	Margin (dB)	Factor (dB)	Dist (m)	Condition	Azimuth (°)	Height (m)	Comments
PK	2.3896G	60.01	74.00	-13.99	30.80	3	Vertical	20	1.77	-
AV	2.3892G	49.44	54.00	-4.56	30.80	3	Vertical	20	1.77	-
PK	2.413G	116.43	Inf	-Inf	30.86	3	Vertical	20	1.77	-
AV	2.4112G	112.47	Inf	-Inf	30.86	3	Vertical	20	1.77	-

802.11b_Nss1,(1Mbps)_1TX

16/04/2019

2412MHz_TX



EUT_Y_1TX
Setting 110
01-M-1
FSP

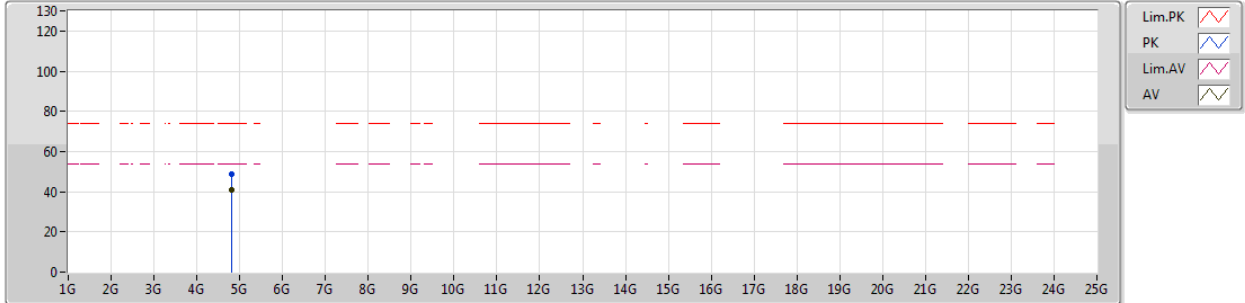
Type	Freq (Hz)	Level (dBuV/m)	Limit (dBuV/m)	Margin (dB)	Factor (dB)	Dist (m)	Condition	Azimuth (°)	Height (m)	Comments
PK	2.3838G	61.25	74.00	-12.75	30.78	3	Horizontal	274	2.25	-
AV	2.3892G	51.29	54.00	-2.71	30.80	3	Horizontal	274	2.25	-
PK	2.413G	116.80	Inf	-Inf	30.86	3	Horizontal	274	2.25	-
AV	2.4112G	112.85	Inf	-Inf	30.86	3	Horizontal	274	2.25	-



802.11b_Nss1,(1Mbps)_1TX

16/04/2019

2412MHz_TX



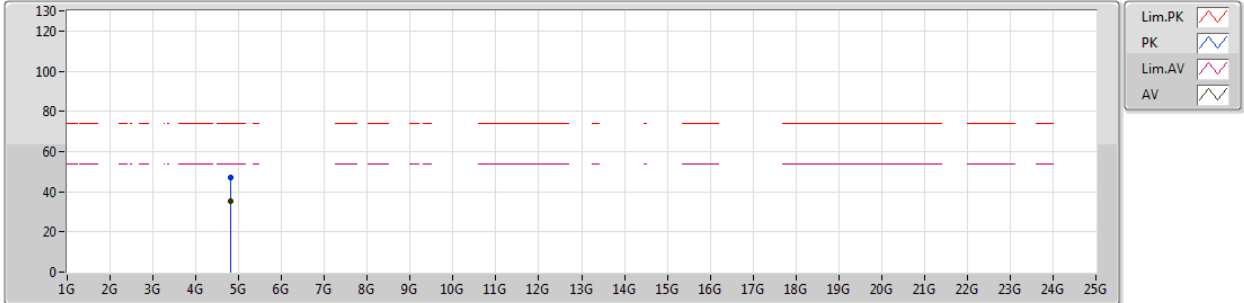
EUT Y_1TX
Setting 110
01-M-1
FSP

Type	Freq (Hz)	Level (dBuV/m)	Limit (dBuV/m)	Margin (dB)	Factor (dB)	Dist (m)	Condition	Azimuth (°)	Height (m)	Comments
PK	4.82393G	48.98	74.00	-25.02	7.30	3	Vertical	286	1.59	-
AV	4.82396G	40.77	54.00	-13.23	7.30	3	Vertical	286	1.59	-

802.11b_Nss1,(1Mbps)_1TX

16/04/2019

2412MHz_TX



EUT Y_1TX
Setting 110
01-M-1
FSP

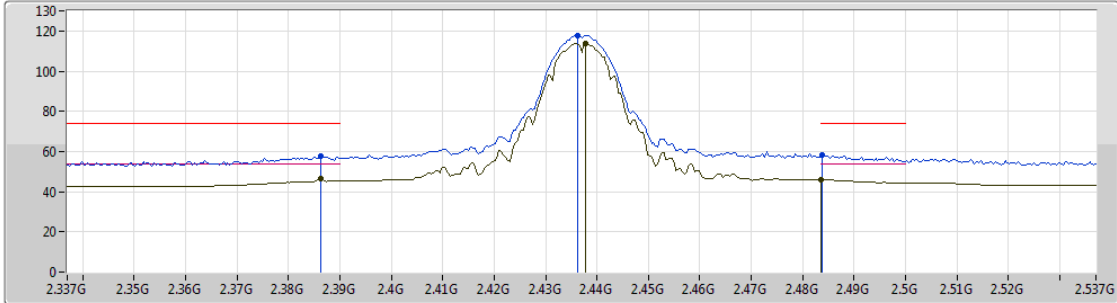
Type	Freq (Hz)	Level (dBuV/m)	Limit (dBuV/m)	Margin (dB)	Factor (dB)	Dist (m)	Condition	Azimuth (°)	Height (m)	Comments
PK	4.82405G	47.01	74.00	-26.99	7.30	3	Horizontal	134	1.51	-
AV	4.824G	35.09	54.00	-18.91	7.30	3	Horizontal	134	1.51	-



802.11b_Nss1,(1Mbps)_1TX

16/04/2019

2437MHz_TX



EUT Y_1TX
Setting 110
01-M-1
FSP

Type	Freq (Hz)	Level (dBuV/m)	Limit (dBuV/m)	Margin (dB)	Factor (dB)	Dist (m)	Condition	Azimuth (°)	Height (m)	Comments
PK	2.3862G	57.64	74.00	-16.36	30.79	3	Vertical	339	2.87	-
AV	2.3862G	46.40	54.00	-7.60	30.79	3	Vertical	339	2.87	-
PK	2.4362G	117.93	Inf	-Inf	30.90	3	Vertical	339	2.87	-
AV	2.4378G	113.74	Inf	-Inf	30.90	3	Vertical	339	2.87	-
PK	2.4838G	58.03	74.00	-15.97	30.96	3	Vertical	339	2.87	-
AV	2.4835G	46.05	54.00	-7.95	30.96	3	Vertical	339	2.87	-



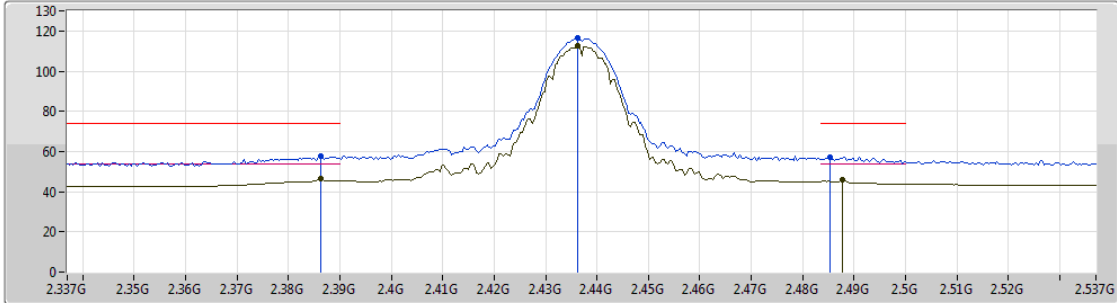
RSE TX above 1GHz Result

Appendix F.2

802.11b_Nss1,(1Mbps)_1TX

16/04/2019

2437MHz_TX



EUT Y_1TX
Setting 110
01-M-1
FSP

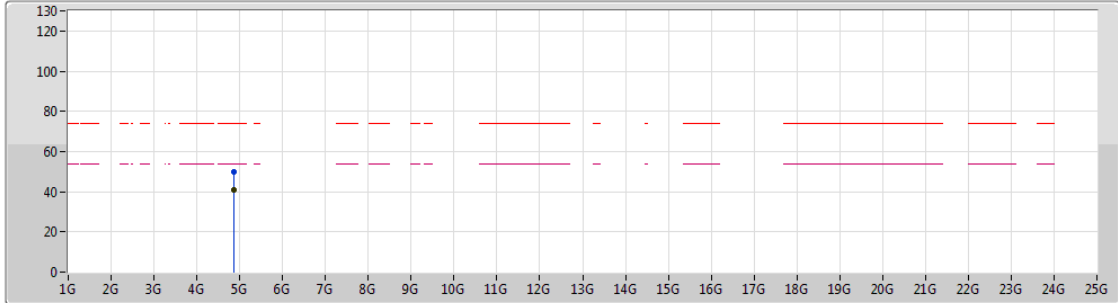
Type	Freq (Hz)	Level (dBuV/m)	Limit (dBuV/m)	Margin (dB)	Factor (dB)	Dist (m)	Condition	Azimuth (°)	Height (m)	Comments
PK	2.3862G	57.51	74.00	-16.49	30.79	3	Horizontal	271	2.17	-
AV	2.3862G	46.72	54.00	-7.28	30.79	3	Horizontal	271	2.17	-
PK	2.4362G	116.47	Inf	-Inf	30.90	3	Horizontal	271	2.17	-
AV	2.4362G	112.64	Inf	-Inf	30.90	3	Horizontal	271	2.17	-
PK	2.4854G	57.34	74.00	-16.66	30.97	3	Horizontal	271	2.17	-
AV	2.4878G	46.10	54.00	-7.90	30.97	3	Horizontal	271	2.17	-



802.11b_Nss1,(1Mbps)_1TX

16/04/2019

2437MHz_TX



Legend for the spectrum plot:

- Lim.PK: Red dashed line with a peak icon
- PK: Blue solid line with a peak icon
- Lim.AV: Magenta dashed line with a peak icon
- AV: Magenta solid line with a peak icon

EUT Y_1TX
Setting 110
01-M-1
FSP

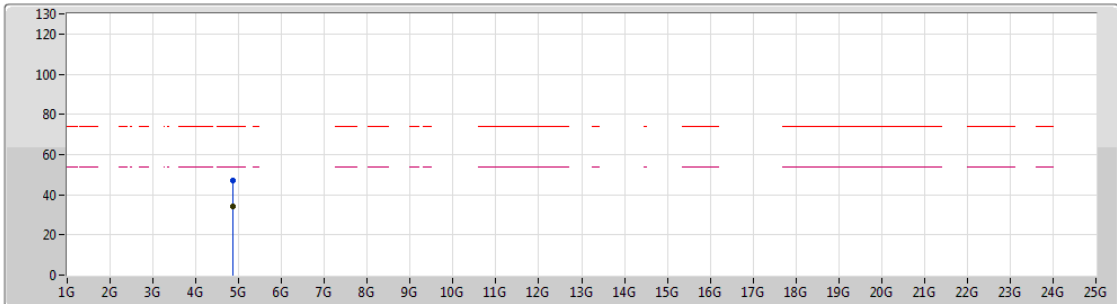
Type	Freq (Hz)	Level (dBuV/m)	Limit (dBuV/m)	Margin (dB)	Factor (dB)	Dist (m)	Condition	Azimuth (°)	Height (m)	Comments
PK	4.87403G	49.61	74.00	-24.39	7.41	3	Vertical	299	1.58	-
AV	4.87393G	40.92	54.00	-13.08	7.41	3	Vertical	299	1.58	-



802.11b_Nss1,(1Mbps)_1TX

16/04/2019

2437MHz_TX



EUT Y_1TX
Setting 110
01-M-1
FSP

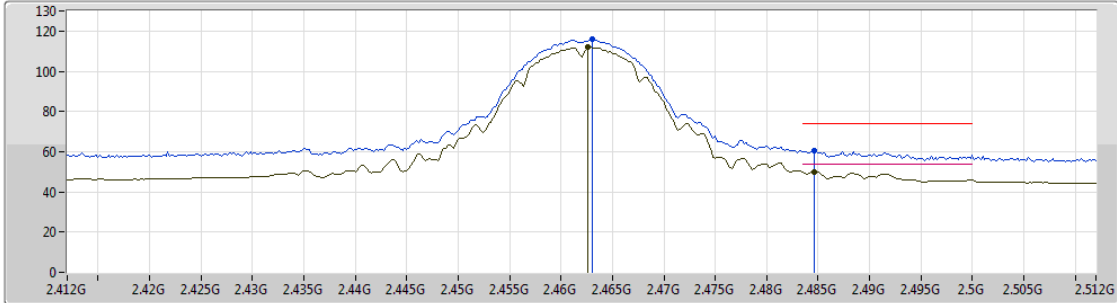
Type	Freq (Hz)	Level (dBuV/m)	Limit (dBuV/m)	Margin (dB)	Factor (dB)	Dist (m)	Condition	Azimuth (°)	Height (m)	Comments
PK	4.87391G	47.03	74.00	-26.97	7.41	3	Horizontal	160	1.63	-
AV	4.87396G	34.40	54.00	-19.60	7.41	3	Horizontal	160	1.63	-



802.11b_Nss1,(1Mbps)_1TX

16/04/2019

2462MHz_TX



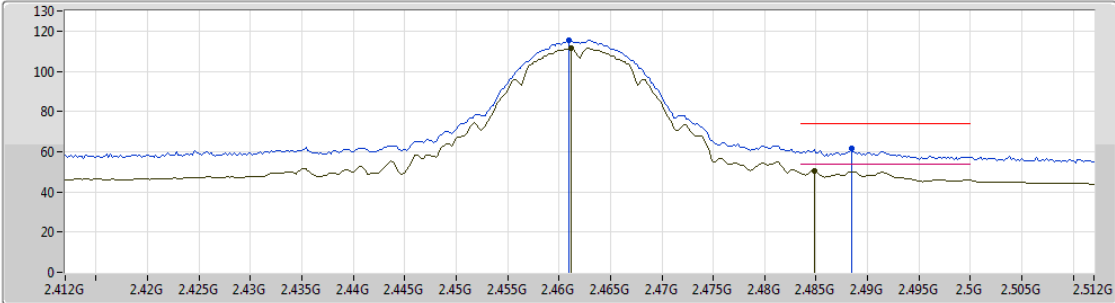
EUT_Y_1TX
Setting 110
01-M-1
FSP

Type	Freq (Hz)	Level (dBuV/m)	Limit (dBuV/m)	Margin (dB)	Factor (dB)	Dist (m)	Condition	Azimuth (°)	Height (m)	Comments
PK	2.463G	115.89	Inf	-Inf	30.93	3	Vertical	25	1.79	-
AV	2.4626G	111.90	Inf	-Inf	30.93	3	Vertical	25	1.79	-
PK	2.4846G	60.64	74.00	-13.36	30.96	3	Vertical	25	1.79	-
AV	2.4846G	50.12	54.00	-3.88	30.96	3	Vertical	25	1.79	-

802.11b_Nss1,(1Mbps)_1TX

16/04/2019

2462MHz_TX



EUT_Y_1TX
Setting 110
01-M-1
FSP

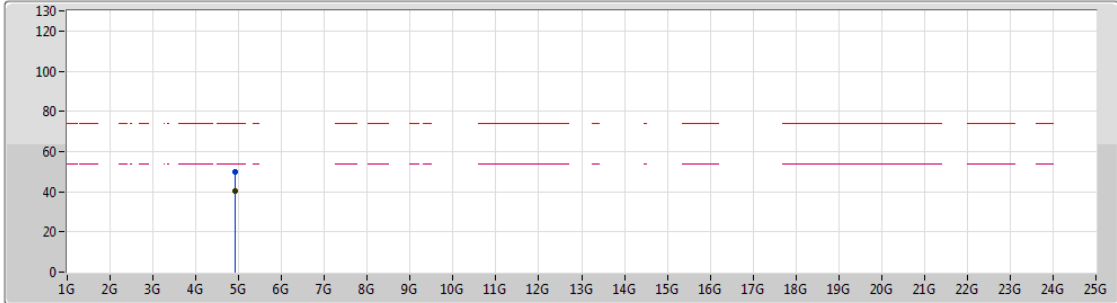
Type	Freq (Hz)	Level (dBuV/m)	Limit (dBuV/m)	Margin (dB)	Factor (dB)	Dist (m)	Condition	Azimuth (°)	Height (m)	Comments
PK	2.461G	115.35	Inf	-Inf	30.93	3	Horizontal	271	1.85	-
AV	2.4612G	111.53	Inf	-Inf	30.93	3	Horizontal	271	1.85	-
PK	2.4884G	61.63	74.00	-12.37	30.97	3	Horizontal	271	1.85	-
AV	2.4848G	50.54	54.00	-3.46	30.96	3	Horizontal	271	1.85	-



802.11b_Nss1,(1Mbps)_1TX

16/04/2019

2462MHz_TX



Lim.PK
 PK
 Lim.AV
 AV

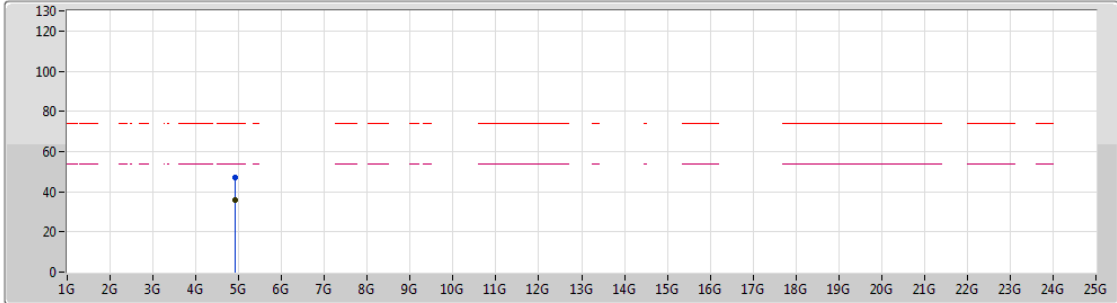
EUT Y_1TX
 Setting 110
 01-M-1
 FSP

Type	Freq (Hz)	Level (dBuV/m)	Limit (dBuV/m)	Margin (dB)	Factor (dB)	Dist (m)	Condition	Azimuth (°)	Height (m)	Comments
PK	4.92377G	49.72	74.00	-24.28	7.51	3	Vertical	313	1.78	-
AV	4.92395G	40.29	54.00	-13.71	7.51	3	Vertical	313	1.78	-

802.11b_Nss1,(1Mbps)_1TX

16/04/2019

2462MHz_TX



Legend for the spectrum plot:

- Lim.PK: Red dashed line with a peak icon
- PK: Blue solid line with a peak icon
- Lim.AV: Magenta dashed line with a peak icon
- AV: Magenta solid line with a peak icon

EUT Y_1TX
Setting 110
01-M-1
FSP

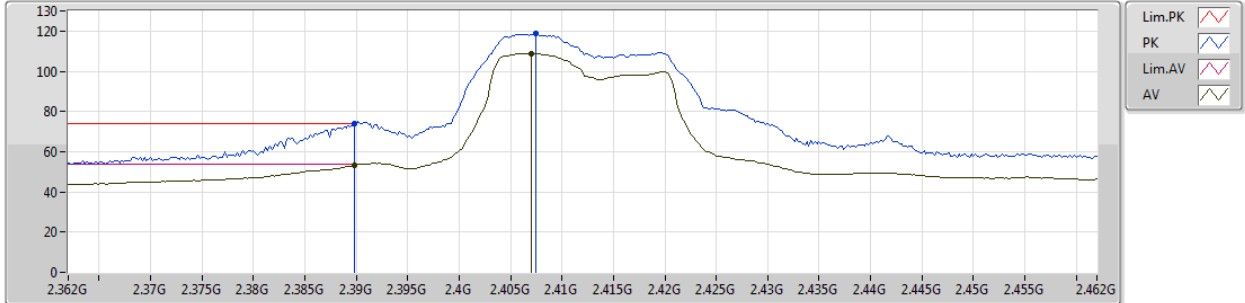
Type	Freq (Hz)	Level (dBuV/m)	Limit (dBuV/m)	Margin (dB)	Factor (dB)	Dist (m)	Condition	Azimuth (°)	Height (m)	Comments
PK	4.92404G	47.31	74.00	-26.69	7.51	3	Horizontal	180	2.29	-
AV	4.924G	35.76	54.00	-18.24	7.51	3	Horizontal	180	2.29	-



802.11g_Nss1,(6Mbps)_4TX

16/04/2019

2412MHz_TX



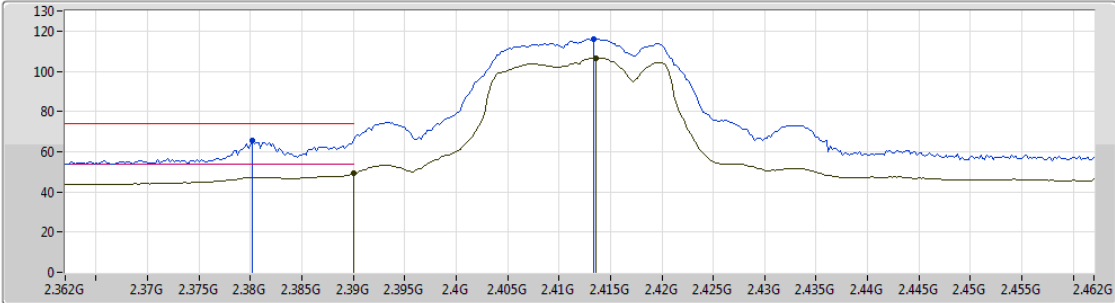
EUT Y_4TX
Setting 80
01-M-1
FSP




Type	Freq (Hz)	Level (dBuV/m)	Limit (dBuV/m)	Margin (dB)	Factor (dB)	Dist (m)	Condition	Azimuth (°)	Height (m)	Comments
PK	2.3898G	73.70	74.00	-0.30	31.38	3	Vertical	124	1.87	-
AV	2.3898G	53.36	54.00	-0.64	31.38	3	Vertical	124	1.87	-
PK	2.4074G	118.66	Inf	-Inf	31.42	3	Vertical	124	1.87	-
AV	2.407G	108.96	Inf	-Inf	31.42	3	Vertical	124	1.87	-

802.11g_Nss1,(6Mbps)_4TX

16/04/2019

2412MHz_TX



Lim.PK 
 PK 
 Lim.AV 
 AV 

EUT Y_4TX
Setting 80
01-M-1
FSP

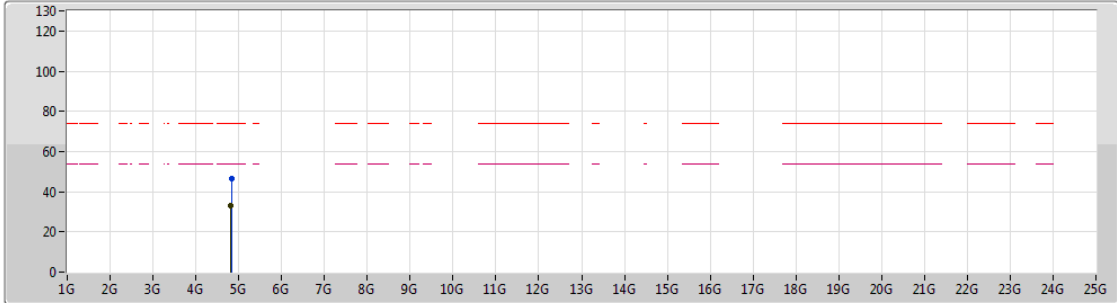
Type	Freq (Hz)	Level (dBuV/m)	Limit (dBuV/m)	Margin (dB)	Factor (dB)	Dist (m)	Condition	Azimuth (°)	Height (m)	Comments
PK	2.3802G	65.69	74.00	-8.31	31.36	3	Horizontal	65	1.80	-
AV	2.39G	49.23	54.00	-4.77	31.38	3	Horizontal	65	1.80	-
PK	2.4134G	115.94	Inf	-Inf	31.44	3	Horizontal	65	1.80	-
AV	2.4136G	106.67	Inf	-Inf	31.44	3	Horizontal	65	1.80	-



802.11g_Nss1,(6Mbps)_4TX

16/04/2019

2412MHz_TX



Legend for plot lines:

- Lim.PK (Red dashed line)
- PK (Blue solid line)
- Lim.AV (Magenta dashed line)
- AV (Black solid line)

EUT Y_4TX
Setting 80
01-M-1
FSP

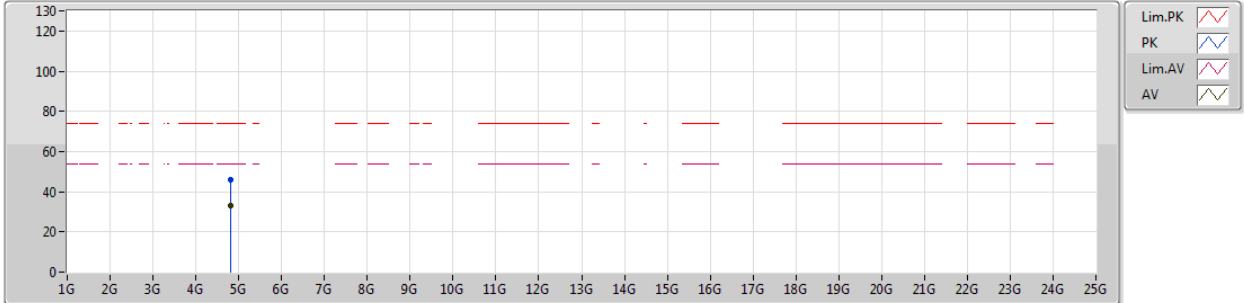
Type	Freq (Hz)	Level (dBuV/m)	Limit (dBuV/m)	Margin (dB)	Factor (dB)	Dist (m)	Condition	Azimuth (°)	Height (m)	Comments
PK	4.82514G	46.32	74.00	-27.68	7.31	3	Vertical	207	1.68	-
AV	4.81686G	33.18	54.00	-20.82	7.29	3	Vertical	207	1.68	-



802.11g_Nss1,(6Mbps)_4TX

16/04/2019

2412MHz_TX



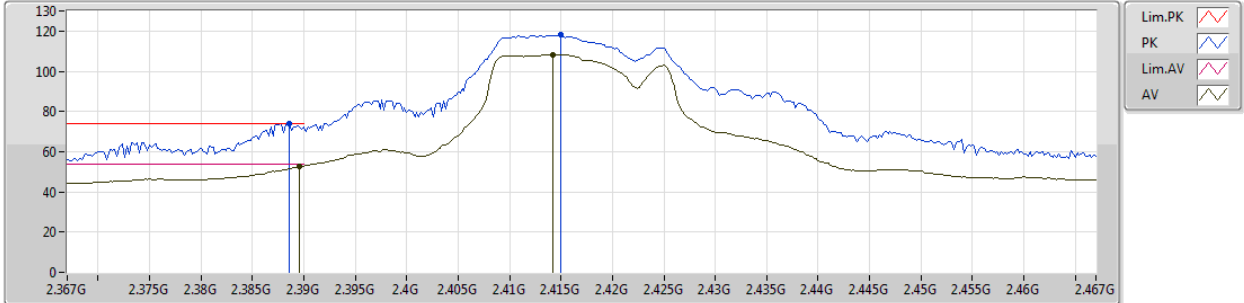
EUT_Y_4TX
Setting 80
01-M-1
FSP

Type	Freq (Hz)	Level (dBuV/m)	Limit (dBuV/m)	Margin (dB)	Factor (dB)	Dist (m)	Condition	Azimuth (°)	Height (m)	Comments
PK	4.81722G	46.12	74.00	-27.88	7.29	3	Horizontal	310	1.54	-
AV	4.81752G	33.08	54.00	-20.92	7.29	3	Horizontal	310	1.54	-

802.11g_Nss1,(6Mbps)_4TX

16/04/2019

2417MHz_TX



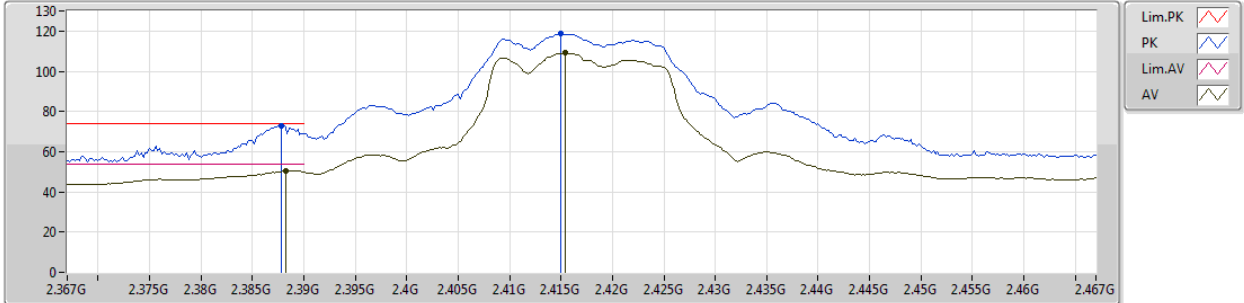
EUT_Y_4TX
Setting 90
01-M-1
FSP

Type	Freq (Hz)	Level (dBuV/m)	Limit (dBuV/m)	Margin (dB)	Factor (dB)	Dist (m)	Condition	Azimuth (°)	Height (m)	Comments
PK	2.3886G	73.77	74.00	-0.23	30.80	3	Vertical	257	1.45	-
AV	2.3896G	52.60	54.00	-1.40	30.80	3	Vertical	257	1.45	-
PK	2.415G	117.99	Inf	-Inf	30.86	3	Vertical	257	1.45	-
AV	2.4142G	108.41	Inf	-Inf	30.86	3	Vertical	257	1.45	-

802.11g_Nss1,(6Mbps)_4TX

16/04/2019

2417MHz_TX



EUT Y_4TX
Setting 90
01-M-1
FSP

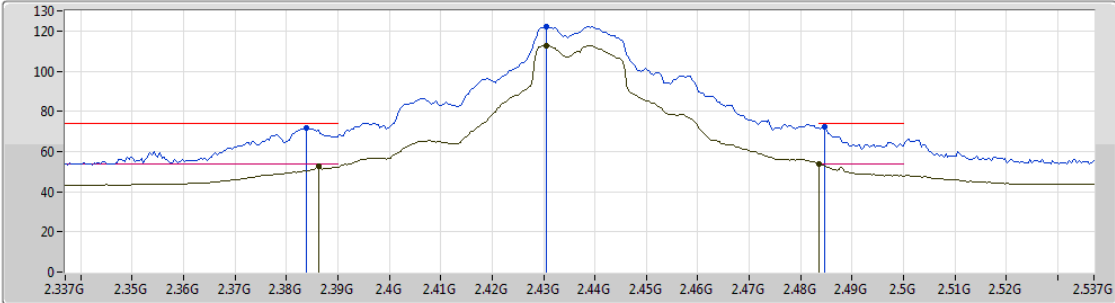
Type	Freq (Hz)	Level (dBuV/m)	Limit (dBuV/m)	Margin (dB)	Factor (dB)	Dist (m)	Condition	Azimuth (°)	Height (m)	Comments
PK	2.3878G	72.84	74.00	-1.16	30.79	3	Horizontal	60	1.94	-
AV	2.3882G	50.61	54.00	-3.39	30.79	3	Horizontal	60	1.94	-
PK	2.415G	118.52	Inf	-Inf	30.86	3	Horizontal	60	1.94	-
AV	2.4154G	109.03	Inf	-Inf	30.87	3	Horizontal	60	1.94	-



802.11g_Nss1,(6Mbps)_4TX

16/04/2019

2437MHz_TX



EUT Y_4TX
Setting 104
01-M-1
FSP

Type	Freq (Hz)	Level (dBuV/m)	Limit (dBuV/m)	Margin (dB)	Factor (dB)	Dist (m)	Condition	Azimuth (°)	Height (m)	Comments
PK	2.3838G	71.71	74.00	-2.29	30.78	3	Vertical	334	1.83	-
AV	2.3862G	52.55	54.00	-1.45	30.79	3	Vertical	334	1.83	-
PK	2.4306G	122.06	Inf	-Inf	30.89	3	Vertical	334	1.83	-
AV	2.4306G	112.59	Inf	-Inf	30.89	3	Vertical	334	1.83	-
PK	2.4846G	72.16	74.00	-1.84	30.96	3	Vertical	334	1.83	-
AV	2.4836G	53.90	54.00	-0.10	30.96	3	Vertical	334	1.83	-

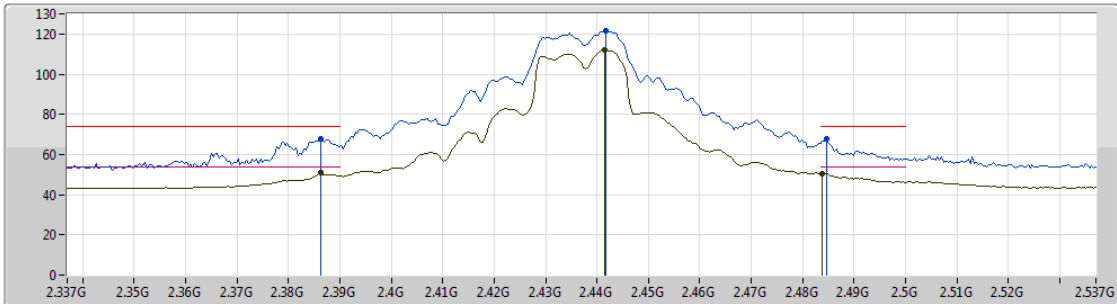


RSE TX above 1GHz Result

802.11g_Nss1,(6Mbps)_4TX

16/04/2019

2437MHz_TX



EUT Y_4TX
Setting 104
01-M-1
FSP

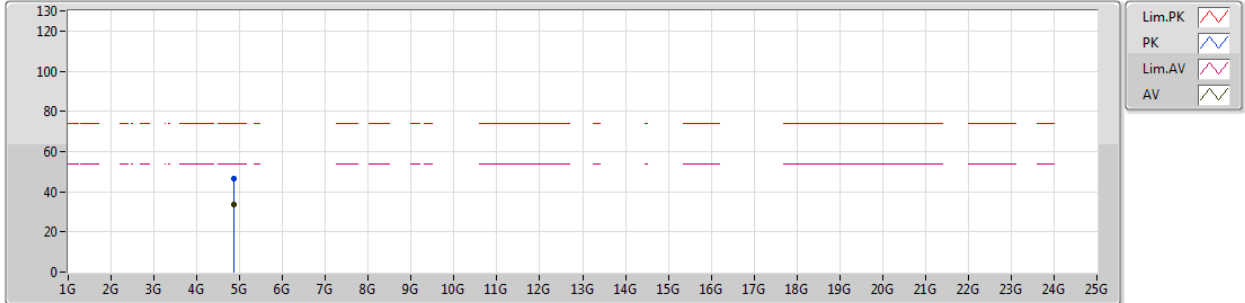
Type	Freq (Hz)	Level (dBuV/m)	Limit (dBuV/m)	Margin (dB)	Factor (dB)	Dist (m)	Condition	Azimuth (°)	Height (m)	Comments
PK	2.3862G	68.04	74.00	-5.96	30.79	3	Horizontal	69	1.87	-
AV	2.3862G	50.88	54.00	-3.12	30.79	3	Horizontal	69	1.87	-
PK	2.4418G	121.79	Inf	-Inf	30.90	3	Horizontal	69	1.87	-
AV	2.4414G	111.92	Inf	-Inf	30.90	3	Horizontal	69	1.87	-
PK	2.4846G	67.67	74.00	-6.33	30.96	3	Horizontal	69	1.87	-
AV	2.4838G	50.69	54.00	-3.31	30.96	3	Horizontal	69	1.87	-



802.11g_Nss1,(6Mbps)_4TX

16/04/2019

2437MHz_TX



EUT Y_4TX
Setting 104
01-M-1
FSP

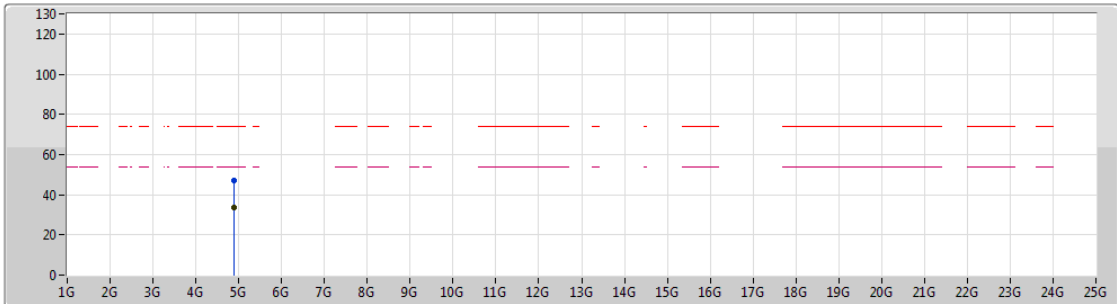
Type	Freq (Hz)	Level (dBuV/m)	Limit (dBuV/m)	Margin (dB)	Factor (dB)	Dist (m)	Condition	Azimuth (°)	Height (m)	Comments
PK	4.87592G	46.60	74.00	-27.40	7.42	3	Vertical	168	2.36	-
AV	4.87502G	33.90	54.00	-20.10	7.42	3	Vertical	168	2.36	-



802.11g_Nss1,(6Mbps)_4TX

16/04/2019

2437MHz_TX



Legend for the spectrum plot:

- Lim.PK: Red dashed line
- PK: Blue line with peak marker
- Lim.AV: Magenta dashed line
- AV: Magenta line with average marker

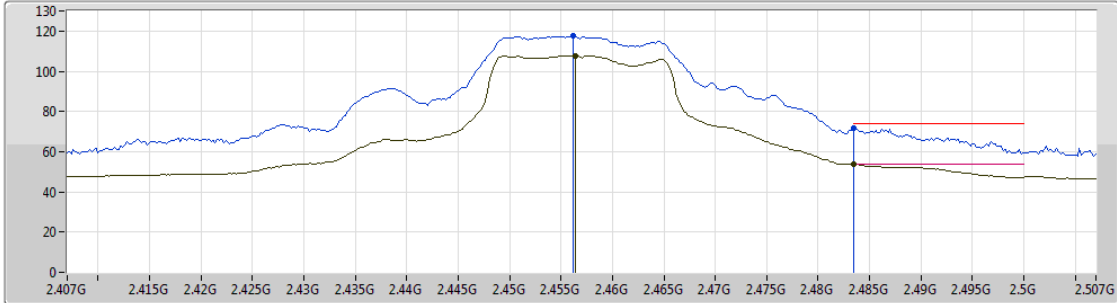
EUT Y_4TX
Setting 104
01-M-1
FSP

Type	Freq (Hz)	Level (dBuV/m)	Limit (dBuV/m)	Margin (dB)	Factor (dB)	Dist (m)	Condition	Azimuth (°)	Height (m)	Comments
PK	4.87814G	47.22	74.00	-26.78	7.42	3	Horizontal	353	1.41	-
AV	4.8779G	33.52	54.00	-20.48	7.42	3	Horizontal	353	1.41	-

802.11g_Nss1,(6Mbps)_4TX

16/04/2019

2457MHz_TX



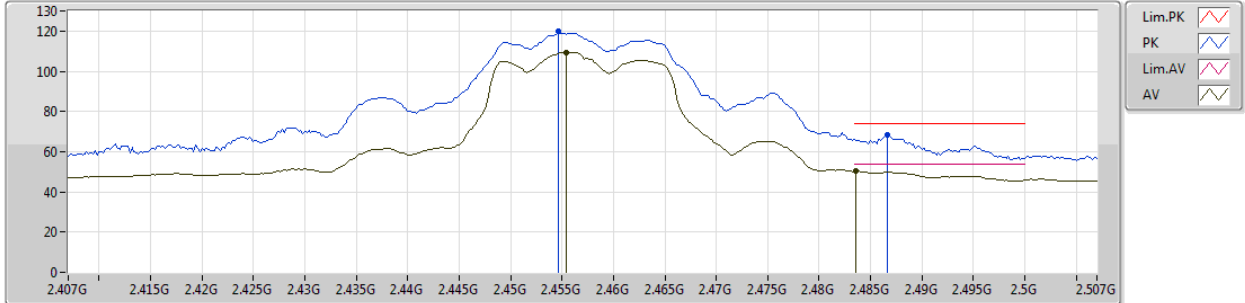
EUT_Y_4TX
Setting 92
01-M-1
FSP

Type	Freq (Hz)	Level (dBuV/m)	Limit (dBuV/m)	Margin (dB)	Factor (dB)	Dist (m)	Condition	Azimuth (°)	Height (m)	Comments
PK	2.4562G	117.59	Inf	-Inf	30.93	3	Vertical	340	2.04	-
AV	2.4564G	107.80	Inf	-Inf	30.93	3	Vertical	340	2.04	-
PK	2.4835G	71.49	74.00	-2.51	30.96	3	Vertical	340	2.04	-
AV	2.4835G	53.77	54.00	-0.23	30.96	3	Vertical	340	2.04	-

802.11g_Nss1,(6Mbps)_4TX

16/04/2019

2457MHz_TX



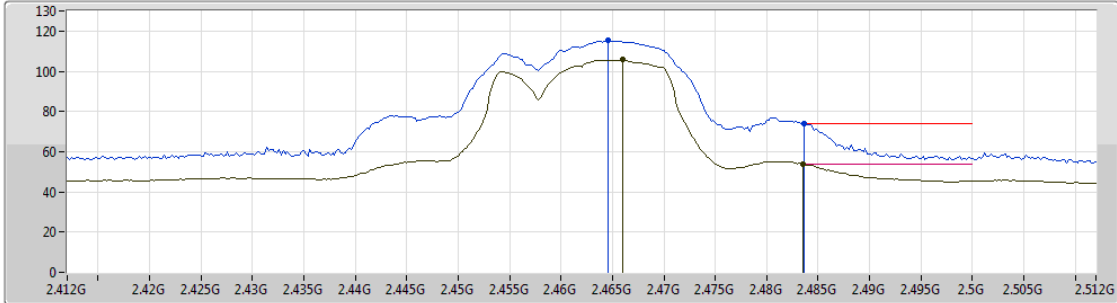
EUT Y_4TX
Setting 92
01-M-1
FSP

Type	Freq (Hz)	Level (dBuV/m)	Limit (dBuV/m)	Margin (dB)	Factor (dB)	Dist (m)	Condition	Azimuth (°)	Height (m)	Comments
PK	2.4546G	119.70	Inf	-Inf	30.92	3	Horizontal	63	2.34	-
AV	2.4554G	109.46	Inf	-Inf	30.93	3	Horizontal	63	2.34	-
PK	2.4866G	68.20	74.00	-5.80	30.97	3	Horizontal	63	2.34	-
AV	2.4836G	50.42	54.00	-3.58	30.96	3	Horizontal	63	2.34	-

802.11g_Nss1,(6Mbps)_4TX

16/04/2019

2462MHz_TX



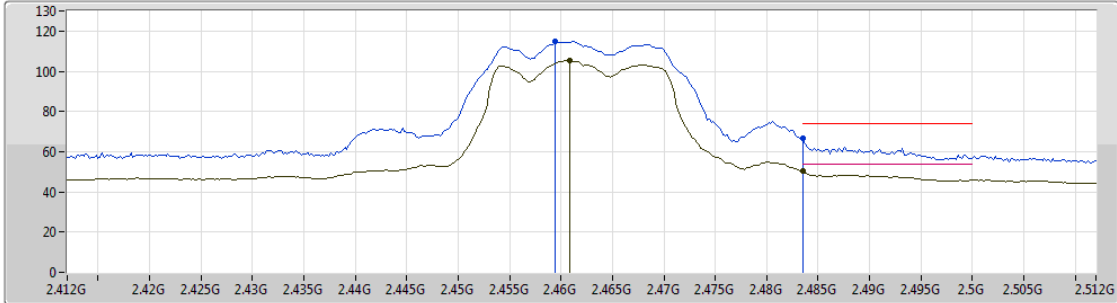
EUT_Y_4TX
Setting 78
01-M-1
FSP

Type	Freq (Hz)	Level (dBuV/m)	Limit (dBuV/m)	Margin (dB)	Factor (dB)	Dist (m)	Condition	Azimuth (°)	Height (m)	Comments
PK	2.4646G	115.22	Inf	-Inf	30.93	3	Vertical	158	1.48	-
AV	2.466G	105.63	Inf	-Inf	30.94	3	Vertical	158	1.48	-
PK	2.4836G	73.92	74.00	-0.08	30.96	3	Vertical	158	1.48	-
AV	2.4835G	53.78	54.00	-0.22	30.96	3	Vertical	158	1.48	-

802.11g_Nss1,(6Mbps)_4TX

16/04/2019

2462MHz_TX



EUT Y_4TX
Setting 78
01-M-1
FSP

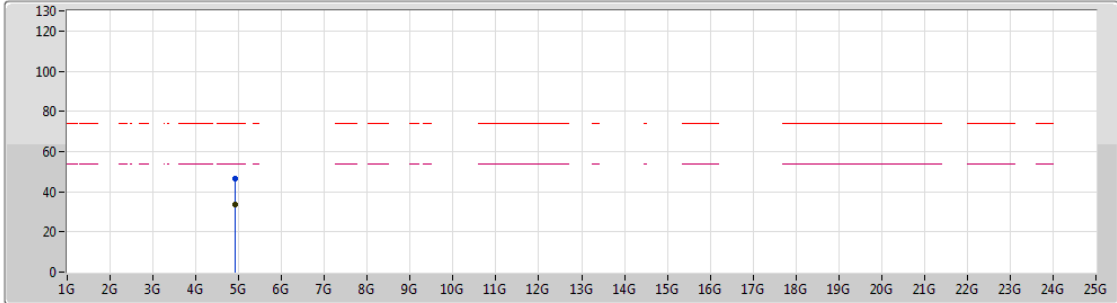
Type	Freq (Hz)	Level (dBuV/m)	Limit (dBuV/m)	Margin (dB)	Factor (dB)	Dist (m)	Condition	Azimuth (°)	Height (m)	Comments
PK	2.4594G	114.94	Inf	-Inf	30.93	3	Horizontal	63	1.68	-
AV	2.4608G	105.09	Inf	-Inf	30.93	3	Horizontal	63	1.68	-
PK	2.4835G	66.41	74.00	-7.59	30.96	3	Horizontal	63	1.68	-
AV	2.4835G	50.34	54.00	-3.66	30.96	3	Horizontal	63	1.68	-



802.11g_Nss1,(6Mbps)_4TX

16/04/2019

2462MHz_TX



Legend for the plot:

- Lim.PK (Red dashed line)
- PK (Blue line with peak marker)
- Lim.AV (Magenta dashed line)
- AV (Magenta line with average marker)

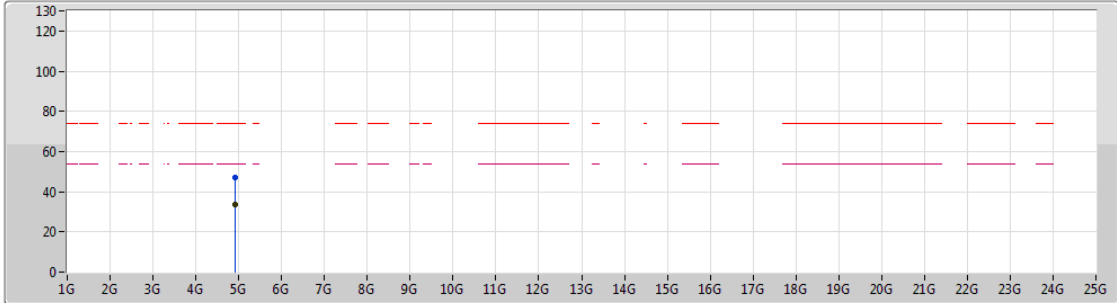
EUT Y_4TX
Setting 78
01-M-1
FSP

Type	Freq (Hz)	Level (dBuV/m)	Limit (dBuV/m)	Margin (dB)	Factor (dB)	Dist (m)	Condition	Azimuth (°)	Height (m)	Comments
PK	4.91632G	46.75	74.00	-27.25	7.50	3	Vertical	339	1.15	-
AV	4.92982G	33.68	54.00	-20.32	7.54	3	Vertical	339	1.15	-

802.11g_Nss1,(6Mbps)_4TX

16/04/2019

2462MHz_TX



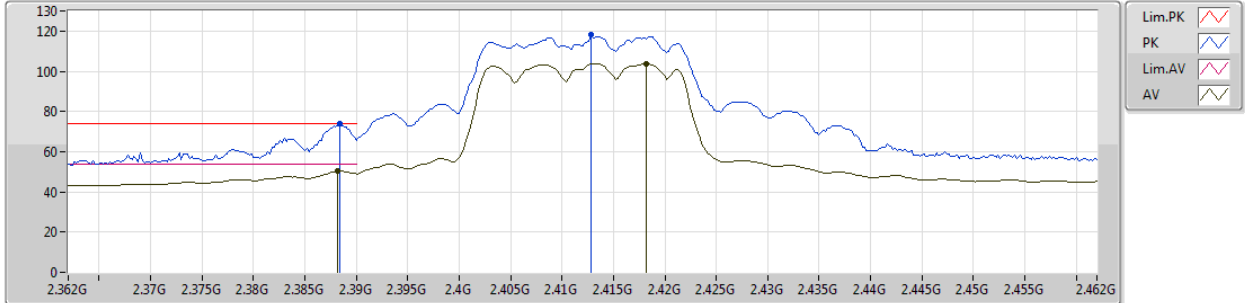
EUT Y_4TX
Setting 78
01-M-1
FSP

Type	Freq (Hz)	Level (dBuV/m)	Limit (dBuV/m)	Margin (dB)	Factor (dB)	Dist (m)	Condition	Azimuth (°)	Height (m)	Comments
PK	4.91902G	46.82	74.00	-27.18	7.50	3	Horizontal	191	2.31	-
AV	4.92862G	33.58	54.00	-20.42	7.54	3	Horizontal	191	2.31	-

802.11ax HEW20_Nss1,(MCS0)_4TX

16/04/2019

2412MHz_TX



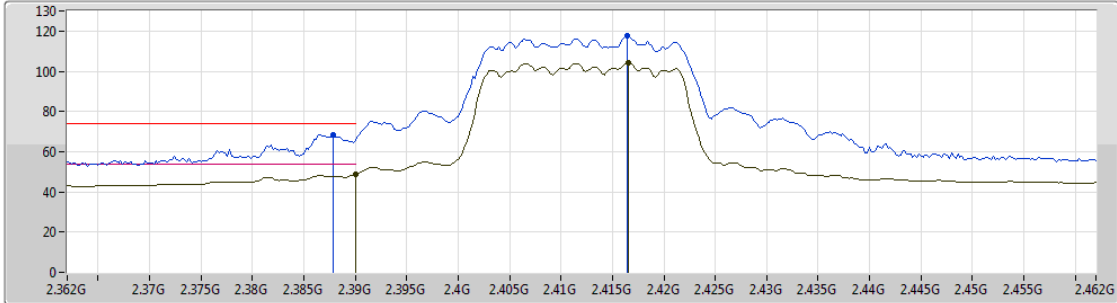
EUT_Y_4TX
Setting 78
01-M-1
FSP




Type	Freq (Hz)	Level (dBuV/m)	Limit (dBuV/m)	Margin (dB)	Factor (dB)	Dist (m)	Condition	Azimuth (°)	Height (m)	Comments
PK	2.3884G	73.78	74.00	-0.22	30.80	3	Vertical	256	1.48	-
AV	2.3882G	50.31	54.00	-3.69	30.79	3	Vertical	256	1.48	-
PK	2.4128G	117.97	Inf	-Inf	30.86	3	Vertical	256	1.48	-
AV	2.4182G	103.82	Inf	-Inf	30.87	3	Vertical	256	1.48	-

802.11ax HEW20_Nss1,(MCS0)_4TX

16/04/2019

2412MHz_TX



Lim.PK 
 PK 
 Lim.AV 
 AV 

EUT Y_4TX
Setting 78
01-M-1
FSP

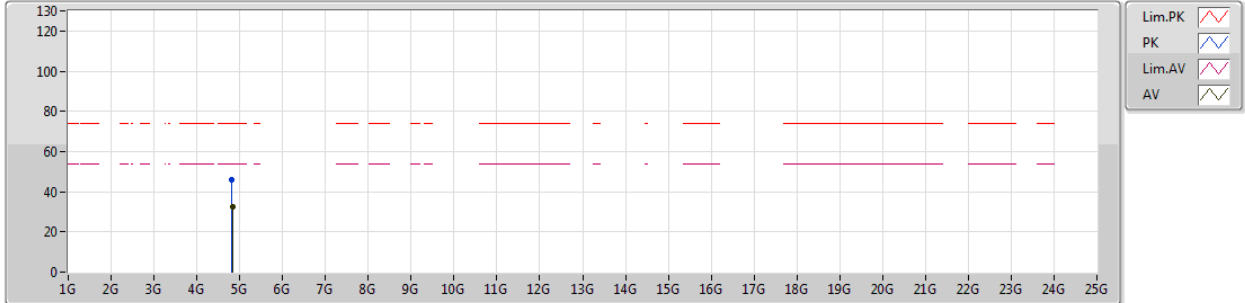
Type	Freq (Hz)	Level (dBuV/m)	Limit (dBuV/m)	Margin (dB)	Factor (dB)	Dist (m)	Condition	Azimuth (°)	Height (m)	Comments
PK	2.3878G	68.31	74.00	-5.69	30.79	3	Horizontal	62	2.19	-
AV	2.39G	48.68	54.00	-5.32	30.80	3	Horizontal	62	2.19	-
PK	2.4164G	117.51	Inf	-Inf	30.87	3	Horizontal	62	2.19	-
AV	2.4166G	103.95	Inf	-Inf	30.87	3	Horizontal	62	2.19	-



802.11ax HEW20_Nss1,(MCS0)_4TX

16/04/2019

2412MHz_TX



EUT_Y_4TX
Setting 78
01-M-1
FSP

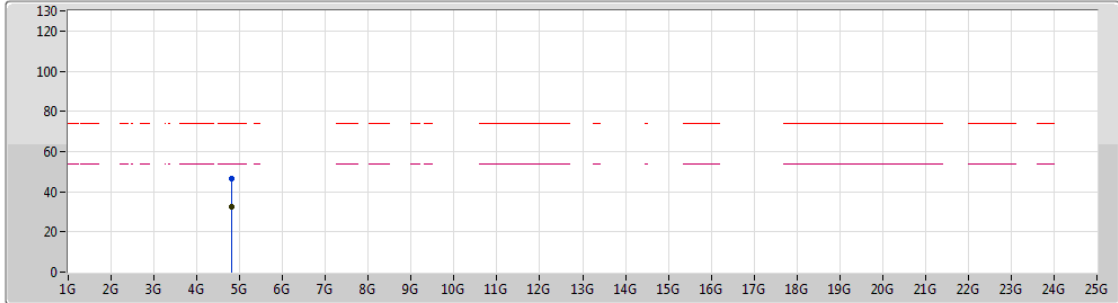
Type	Freq (Hz)	Level (dBuV/m)	Limit (dBuV/m)	Margin (dB)	Factor (dB)	Dist (m)	Condition	Azimuth (°)	Height (m)	Comments
PK	4.81896G	46.15	74.00	-27.85	7.29	3	Vertical	162	1.61	-
AV	4.82742G	32.41	54.00	-21.59	7.32	3	Vertical	162	1.61	-



802.11ax HEW20_Nss1,(MCS0)_4TX

16/04/2019

2412MHz_TX



Legend for the plot:

- Lim.PK
- PK
- Lim.AV
- AV

EUT Y_4TX
Setting 78
01-M-1
FSP

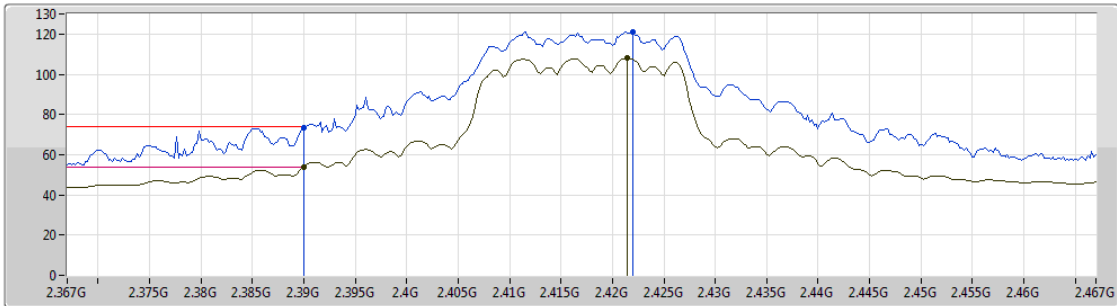
Type	Freq (Hz)	Level (dBuV/m)	Limit (dBuV/m)	Margin (dB)	Factor (dB)	Dist (m)	Condition	Azimuth (°)	Height (m)	Comments
PK	4.81518G	46.48	74.00	-27.52	7.28	3	Horizontal	61	1.49	-
AV	4.81698G	32.34	54.00	-21.66	7.29	3	Horizontal	61	1.49	-



802.11ax HEW20_Nss1,(MCS0)_4TX

16/04/2019

2417MHz_TX



Lim.PK
 PK
 Lim.AV
 AV

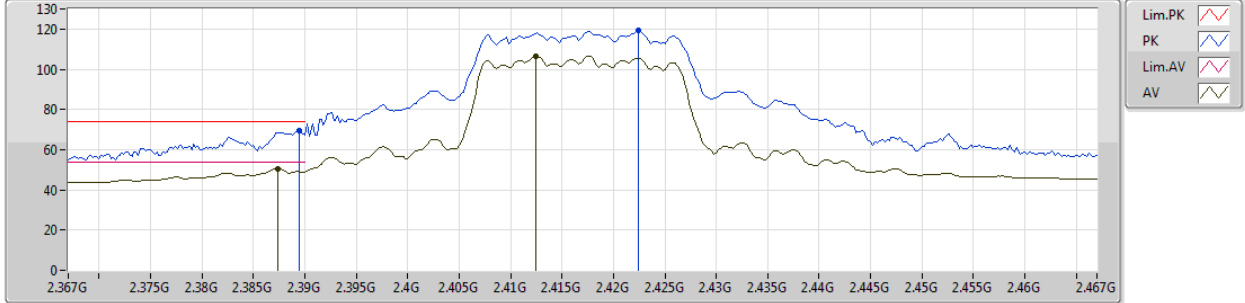
EUT_Y_4TX
Setting 88
01-M-1
FSP

Type	Freq (Hz)	Level (dBuV/m)	Limit (dBuV/m)	Margin (dB)	Factor (dB)	Dist (m)	Condition	Azimuth (°)	Height (m)	Comments
PK	2.39G	73.52	74.00	-0.48	30.80	3	Vertical	325	2.99	-
AV	2.39G	53.89	54.00	-0.11	30.80	3	Vertical	325	2.99	-
PK	2.422G	121.01	Inf	-Inf	30.87	3	Vertical	325	2.99	-
AV	2.4214G	107.90	Inf	-Inf	30.87	3	Vertical	325	2.99	-

802.11ax HEW20_Nss1,(MCS0)_4TX

16/04/2019

2417MHz_TX



EUT Y_4TX
Setting 88
01-M-1
FSP

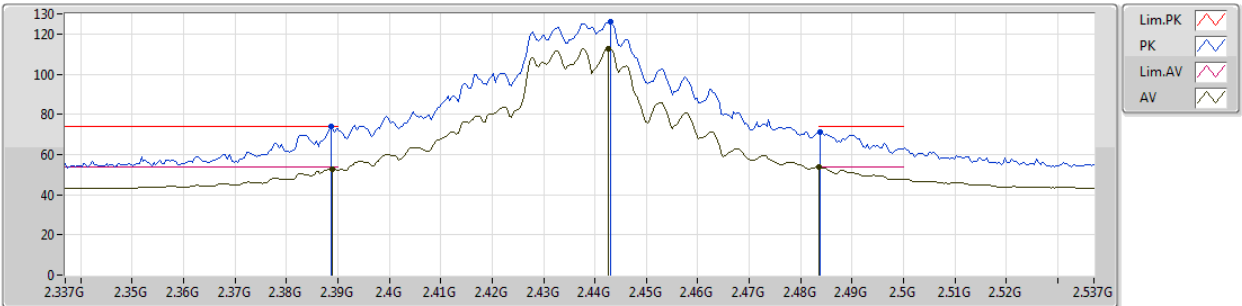
Type	Freq (Hz)	Level (dBuV/m)	Limit (dBuV/m)	Margin (dB)	Factor (dB)	Dist (m)	Condition	Azimuth (°)	Height (m)	Comments
PK	2.3894G	69.61	74.00	-4.39	30.80	3	Horizontal	69	2.19	-
AV	2.3874G	50.51	54.00	-3.49	30.79	3	Horizontal	69	2.19	-
PK	2.4224G	119.16	Inf	-Inf	30.87	3	Horizontal	69	2.19	-
AV	2.4124G	106.66	Inf	-Inf	30.86	3	Horizontal	69	2.19	-



802.11ax HEW20_Nss1,(MCS0)_4TX

16/04/2019

2437MHz_TX



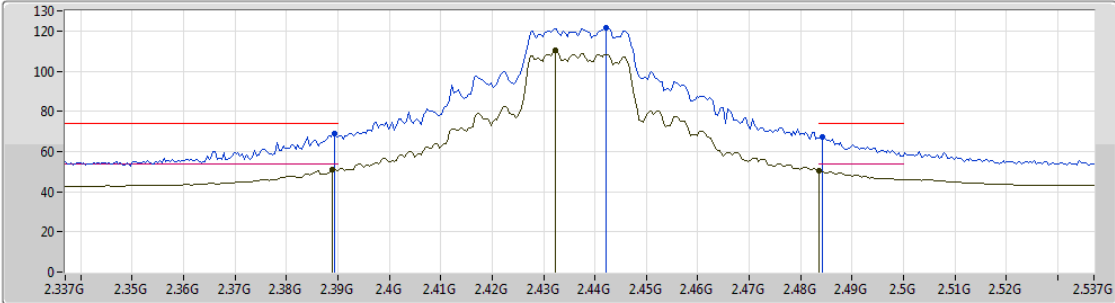
EUT Y_4TX
Setting 103
01-M-1
FSP





Type	Freq (Hz)	Level (dBuV/m)	Limit (dBuV/m)	Margin (dB)	Factor (dB)	Dist (m)	Condition	Azimuth (°)	Height (m)	Comments
PK	2.3886G	73.74	74.00	-0.26	30.80	3	Vertical	42	1.36	-
AV	2.389G	52.65	54.00	-1.35	30.80	3	Vertical	42	1.36	-
PK	2.443G	125.89	Inf	-Inf	30.90	3	Vertical	42	1.36	-
AV	2.4426G	112.76	Inf	-Inf	30.90	3	Vertical	42	1.36	-
PK	2.4838G	70.92	74.00	-3.08	30.96	3	Vertical	42	1.36	-
AV	2.4835G	53.62	54.00	-0.38	30.96	3	Vertical	42	1.36	-

802.11ax HEW20_Nss1,(MCS0)_4TX

16/04/2019

2437MHz_TX



Lim.PK 
 PK 
 Lim.AV 
 AV 

EUT Y_4TX
 Setting 103
 01-M-1
 FSP

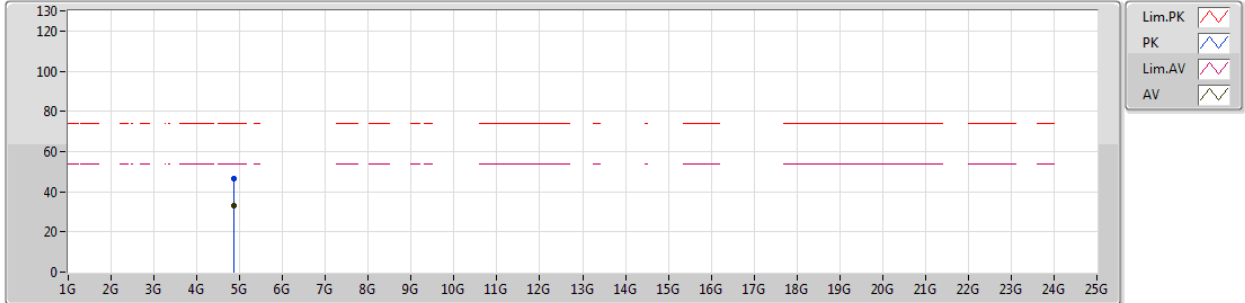
Type	Freq (Hz)	Level (dBuV/m)	Limit (dBuV/m)	Margin (dB)	Factor (dB)	Dist (m)	Condition	Azimuth (°)	Height (m)	Comments
PK	2.3894G	69.09	74.00	-4.91	30.80	3	Horizontal	66	1.89	-
AV	2.389G	50.87	54.00	-3.13	30.80	3	Horizontal	66	1.89	-
PK	2.4422G	121.56	Inf	-Inf	30.90	3	Horizontal	66	1.89	-
AV	2.4322G	110.17	Inf	-Inf	30.89	3	Horizontal	66	1.89	-
PK	2.4842G	67.13	74.00	-6.87	30.96	3	Horizontal	66	1.89	-
AV	2.4835G	50.22	54.00	-3.78	30.96	3	Horizontal	66	1.89	-



802.11ax HEW20_Nss1,(MCS0)_4TX

16/04/2019

2437MHz_TX



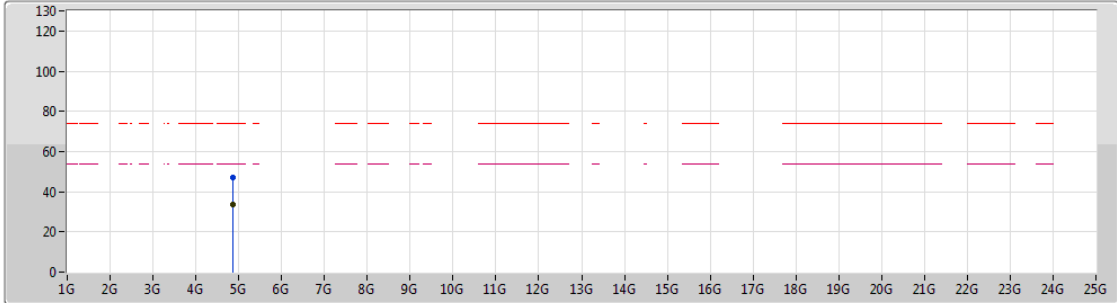
EUT Y_4TX
Setting 103
01-M-1
FSP

Type	Freq (Hz)	Level (dBuV/m)	Limit (dBuV/m)	Margin (dB)	Factor (dB)	Dist (m)	Condition	Azimuth (°)	Height (m)	Comments
PK	4.8656G	46.36	74.00	-27.64	7.39	3	Vertical	268	2.38	-
AV	4.87712G	32.84	54.00	-21.16	7.42	3	Vertical	268	2.38	-

802.11ax HEW20_Nss1,(MCS0)_4TX

16/04/2019

2437MHz_TX



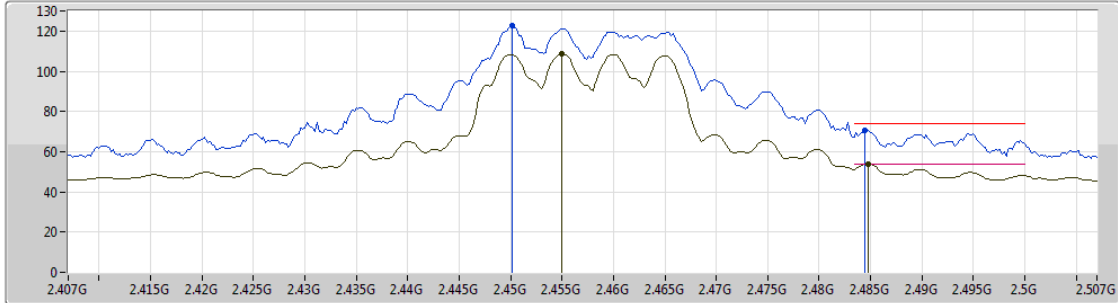
EUT Y_4TX
Setting 103
01-M-1
FSP

Type	Freq (Hz)	Level (dBuV/m)	Limit (dBuV/m)	Margin (dB)	Factor (dB)	Dist (m)	Condition	Azimuth (°)	Height (m)	Comments
PK	4.86698G	47.16	74.00	-26.84	7.39	3	Horizontal	256	1.21	-
AV	4.87676G	33.64	54.00	-20.36	7.42	3	Horizontal	256	1.21	-

802.11ax HEW20_Nss1,(MCS0)_4TX

16/04/2019

2457MHz_TX



EUT_Y_4TX
Setting 86
01-M-1
FSP

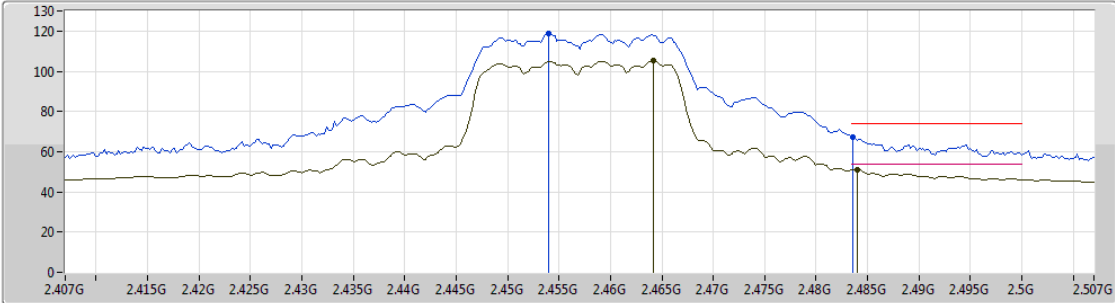
Type	Freq (Hz)	Level (dBuV/m)	Limit (dBuV/m)	Margin (dB)	Factor (dB)	Dist (m)	Condition	Azimuth (°)	Height (m)	Comments
PK	2.4502G	122.69	Inf	-Inf	30.92	3	Vertical	307	1.93	-
AV	2.455G	108.50	Inf	-Inf	30.92	3	Vertical	307	1.93	-
PK	2.4844G	70.40	74.00	-3.60	30.96	3	Vertical	307	1.93	-
AV	2.4848G	53.93	54.00	-0.07	30.96	3	Vertical	307	1.93	-



802.11ax HEW20_Nss1,(MCS0)_4TX

16/04/2019

2457MHz_TX



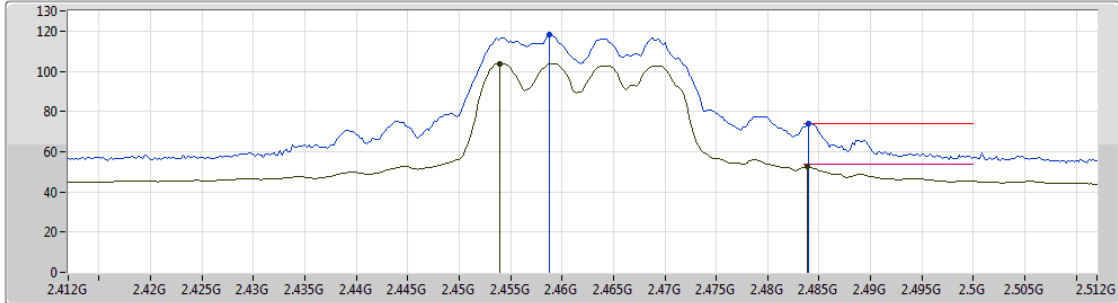
EUT Y_4TX
Setting 86
01-M-1
FSP




Type	Freq (Hz)	Level (dBuV/m)	Limit (dBuV/m)	Margin (dB)	Factor (dB)	Dist (m)	Condition	Azimuth (°)	Height (m)	Comments
PK	2.454G	118.80	Inf	-Inf	30.92	3	Horizontal	65	1.68	-
AV	2.4642G	105.20	Inf	-Inf	30.93	3	Horizontal	65	1.68	-
PK	2.4836G	67.50	74.00	-6.50	30.96	3	Horizontal	65	1.68	-
AV	2.484G	51.25	54.00	-2.75	30.96	3	Horizontal	65	1.68	-

802.11ax HEW20_Nss1,(MCS0)_4TX

16/04/2019

2462MHz_TX



Lim.PK 
 PK 
 Lim.AV 
 AV 

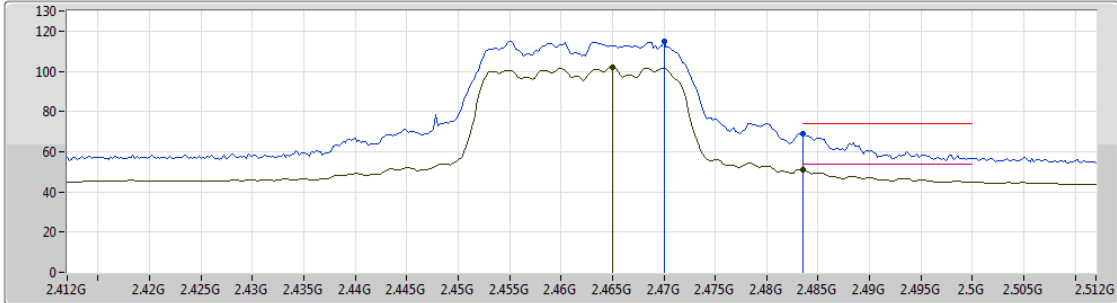
EUT_Y_4TX
 Setting 73
 01-M-1
 FSP




Type	Freq (Hz)	Level (dBuV/m)	Limit (dBuV/m)	Margin (dB)	Factor (dB)	Dist (m)	Condition	Azimuth (°)	Height (m)	Comments
PK	2.4588G	118.07	Inf	-Inf	30.93	3	Vertical	354	1.88	-
AV	2.454G	103.79	Inf	-Inf	30.92	3	Vertical	354	1.88	-
PK	2.484G	73.99	74.00	-0.01	30.96	3	Vertical	354	1.88	-
AV	2.4838G	52.43	54.00	-1.57	30.96	3	Vertical	354	1.88	-

802.11ax HEW20_Nss1,(MCS0)_4TX

16/04/2019

2462MHz_TX



Lim.PK 
 PK 
 Lim.AV 
 AV 

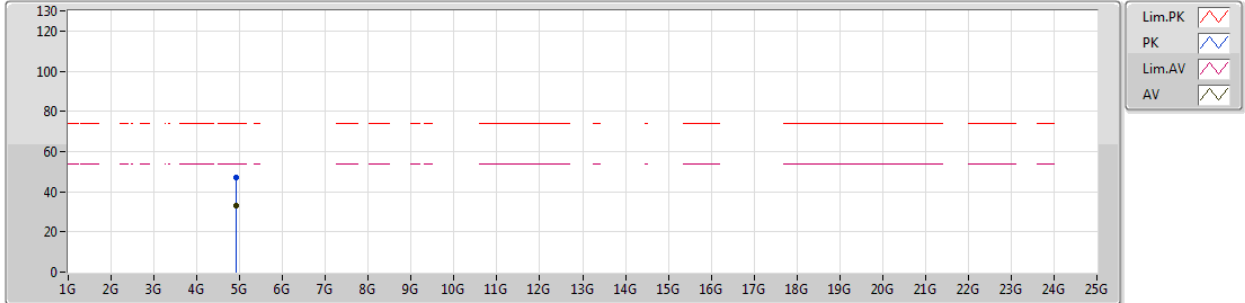
EUT Y_4TX
Setting 73
01-M-1
FSP

Type	Freq (Hz)	Level (dBuV/m)	Limit (dBuV/m)	Margin (dB)	Factor (dB)	Dist (m)	Condition	Azimuth (°)	Height (m)	Comments
PK	2.47G	115.10	Inf	-Inf	30.94	3	Horizontal	65	1.68	-
AV	2.465G	101.82	Inf	-Inf	30.94	3	Horizontal	65	1.68	-
PK	2.4835G	69.10	74.00	-4.90	30.96	3	Horizontal	65	1.68	-
AV	2.4835G	51.06	54.00	-2.94	30.96	3	Horizontal	65	1.68	-

802.11ax HEW20_Nss1,(MCS0)_4TX

16/04/2019

2462MHz_TX



EUT Y_4TX
Setting 73
01-M-1
FSP

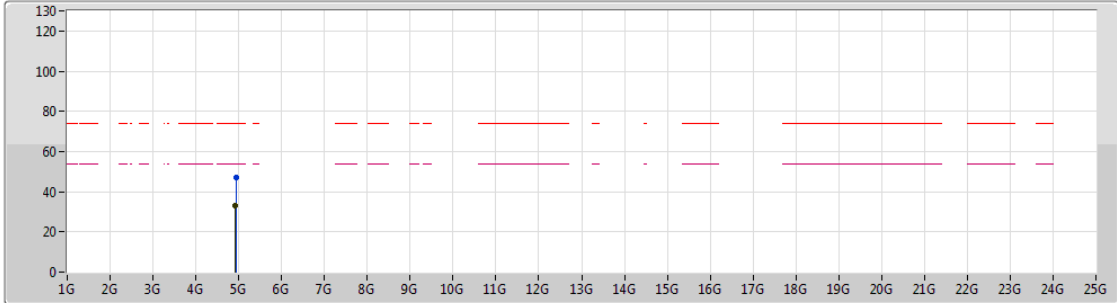
Type	Freq (Hz)	Level (dBuV/m)	Limit (dBuV/m)	Margin (dB)	Factor (dB)	Dist (m)	Condition	Azimuth (°)	Height (m)	Comments
PK	4.92112G	47.31	74.00	-26.69	7.51	3	Vertical	271	1.80	-
AV	4.91866G	32.99	54.00	-21.01	7.50	3	Vertical	271	1.80	-



802.11ax HEW20_Nss1,(MCS0)_4TX

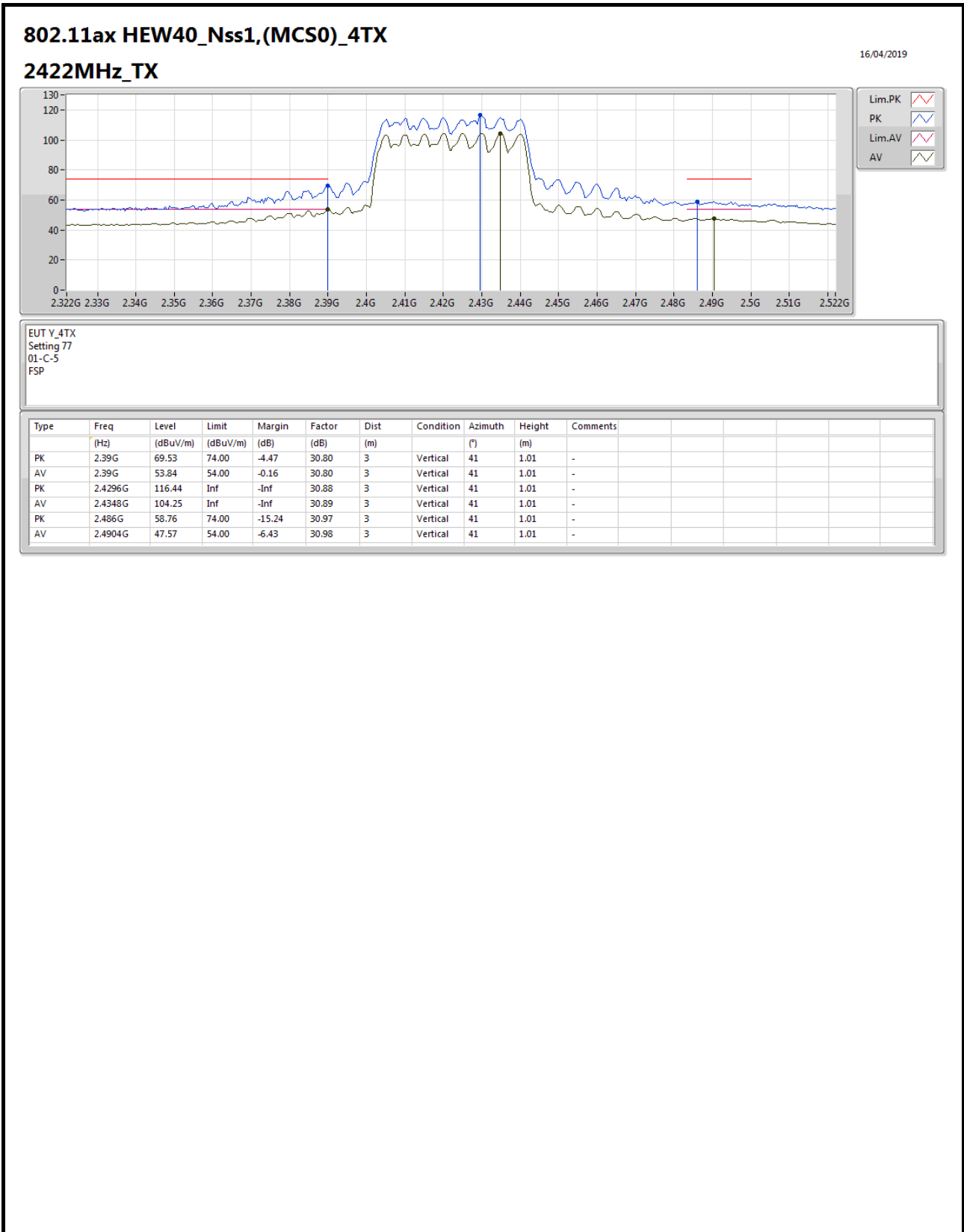
16/04/2019

2462MHz_TX



EUT Y_4TX
Setting 73
01-M-1
FSP

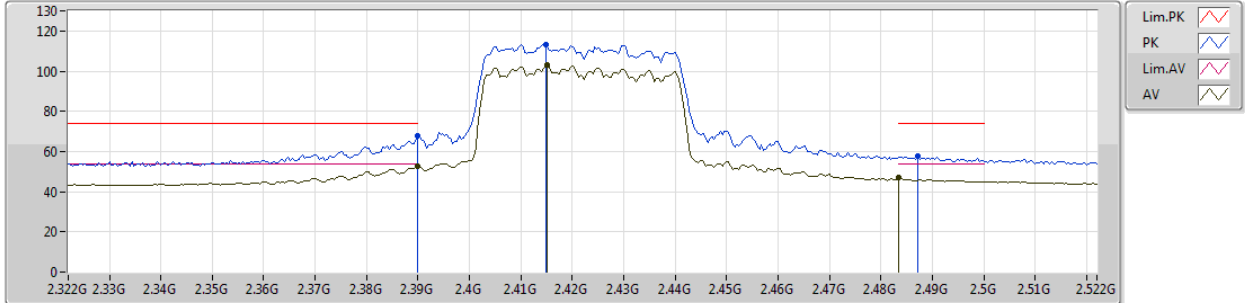
Type	Freq (Hz)	Level (dBuV/m)	Limit (dBuV/m)	Margin (dB)	Factor (dB)	Dist (m)	Condition	Azimuth (°)	Height (m)	Comments
PK	4.933G	46.80	74.00	-27.20	7.55	3	Horizontal	190	1.76	-
AV	4.91932G	32.93	54.00	-21.07	7.50	3	Horizontal	190	1.76	-



802.11ax HEW40_Nss1,(MCS0)_4TX

16/04/2019

2422MHz_TX



EUT Y_4TX
Setting 77
01-C-5
FSP

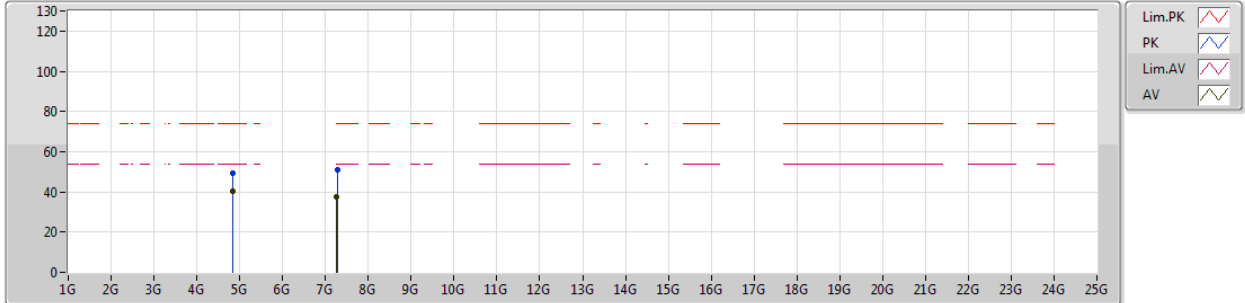
Type	Freq (Hz)	Level (dBuV/m)	Limit (dBuV/m)	Margin (dB)	Factor (dB)	Dist (m)	Condition	Azimuth (°)	Height (m)	Comments
PK	2.39G	67.74	74.00	-6.26	30.80	3	Horizontal	70	2.19	-
AV	2.39G	52.67	54.00	-1.33	30.80	3	Horizontal	70	2.19	-
PK	2.4148G	113.41	Inf	-Inf	30.86	3	Horizontal	70	2.19	-
AV	2.4152G	102.91	Inf	-Inf	30.87	3	Horizontal	70	2.19	-
PK	2.4872G	57.68	74.00	-16.32	30.97	3	Horizontal	70	2.19	-
AV	2.4835G	46.81	54.00	-7.19	30.96	3	Horizontal	70	2.19	-



802.11ax HEW40_Nss1,(MCS0)_4TX

16/04/2019

2422MHz_TX



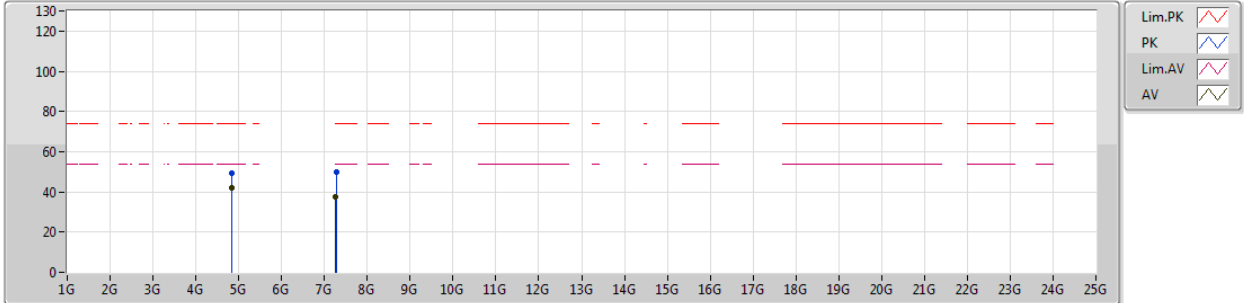
EUT_Y_4TX
Setting 77
02-E-2
FSP

Type	Freq (Hz)	Level (dBuV/m)	Limit (dBuV/m)	Margin (dB)	Factor (dB)	Dist (m)	Condition	Azimuth (°)	Height (m)	Comments
PK	4.84374G	49.56	74.00	-24.44	7.34	3	Vertical	260	1.67	-
AV	4.8437G	40.33	54.00	-13.67	7.34	3	Vertical	260	1.67	-
PK	7.27656G	51.07	74.00	-22.93	10.45	3	Vertical	249	1.34	-
AV	7.2675G	37.42	54.00	-16.58	10.40	3	Vertical	249	1.34	-

802.11ax HEW40_Nss1,(MCS0)_4TX

16/04/2019

2422MHz_TX



EUT Y_4TX
Setting 77
02-E-2
FSP

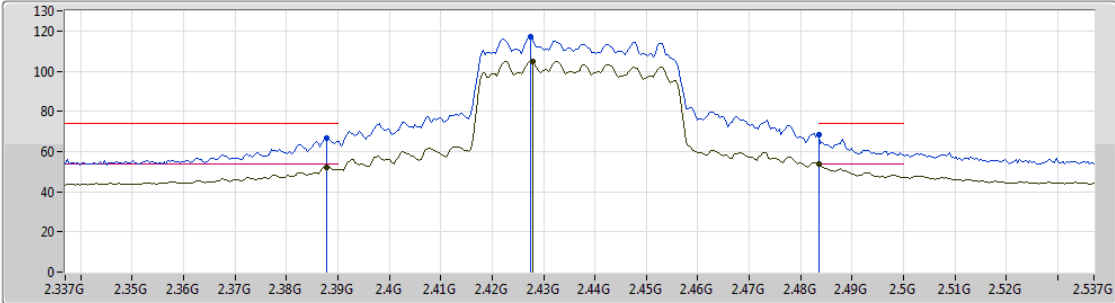
Type	Freq (Hz)	Level (dBuV/m)	Limit (dBuV/m)	Margin (dB)	Factor (dB)	Dist (m)	Condition	Azimuth (°)	Height (m)	Comments
PK	4.84364G	49.56	74.00	-24.44	7.34	3	Horizontal	169	2.49	-
AV	4.84364G	42.05	54.00	-11.95	7.34	3	Horizontal	169	2.49	-
PK	7.27032G	50.07	74.00	-23.93	10.42	3	Horizontal	72	2.38	-
AV	7.25394G	37.71	54.00	-16.29	10.37	3	Horizontal	72	2.38	-



802.11ax HEW40_Nss1,(MCS0)_4TX

15/04/2019

2437MHz_TX



Lim.PK
 PK
 Lim.AV
 AV

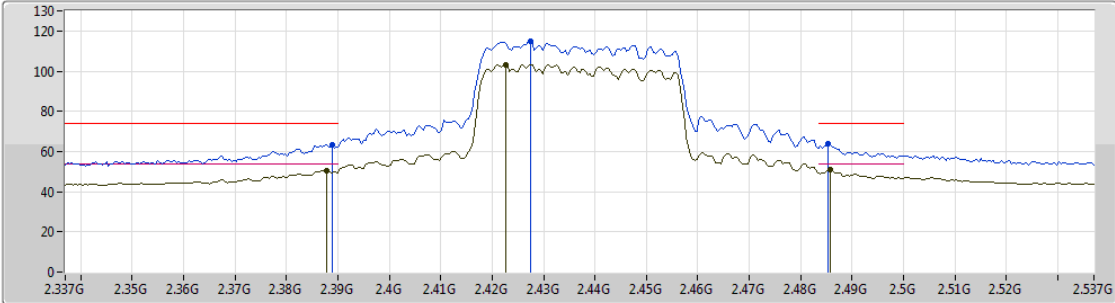
EUT Y_4TX
 Setting 83
 01-C-5
 FSP

Type	Freq (Hz)	Level (dBuV/m)	Limit (dBuV/m)	Margin (dB)	Factor (dB)	Dist (m)	Condition	Azimuth (°)	Height (m)	Comments
PK	2.3878G	66.53	74.00	-7.47	30.79	3	Vertical	255	1.50	-
AV	2.3878G	52.37	54.00	-1.63	30.79	3	Vertical	255	1.50	-
PK	2.4274G	116.89	Inf	-Inf	30.88	3	Vertical	255	1.50	-
AV	2.4278G	104.84	Inf	-Inf	30.88	3	Vertical	255	1.50	-
PK	2.4836G	68.47	74.00	-5.53	30.96	3	Vertical	255	1.50	-
AV	2.4836G	53.88	54.00	-0.12	30.96	3	Vertical	255	1.50	-

802.11ax HEW40_Nss1,(MCS0)_4TX

15/04/2019

2437MHz_TX



EUT Y_4TX
Setting 83
01-C-5
FSP

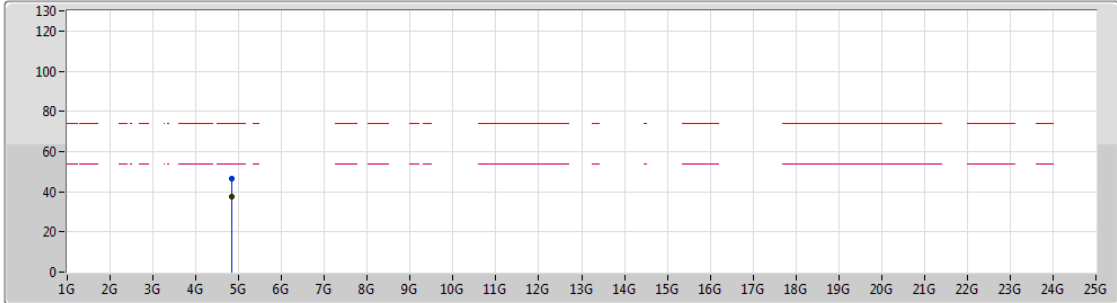
Type	Freq (Hz)	Level (dBuV/m)	Limit (dBuV/m)	Margin (dB)	Factor (dB)	Dist (m)	Condition	Azimuth (°)	Height (m)	Comments
PK	2.389G	63.25	74.00	-10.75	30.80	3	Horizontal	62	1.97	-
AV	2.3878G	50.60	54.00	-3.40	30.79	3	Horizontal	62	1.97	-
PK	2.4274G	115.10	Inf	-Inf	30.88	3	Horizontal	62	1.97	-
AV	2.4226G	103.37	Inf	-Inf	30.87	3	Horizontal	62	1.97	-
PK	2.4854G	63.79	74.00	-10.21	30.97	3	Horizontal	62	1.97	-
AV	2.4858G	51.15	54.00	-2.85	30.97	3	Horizontal	62	1.97	-



802.11ax HEW40_Nss1,(MCS0)_4TX

15/04/2019

2437MHz_TX



Lim.PK
 PK
 Lim.AV
 AV

EUT Y_4TX
 Setting 83
 01-C-5
 FSP

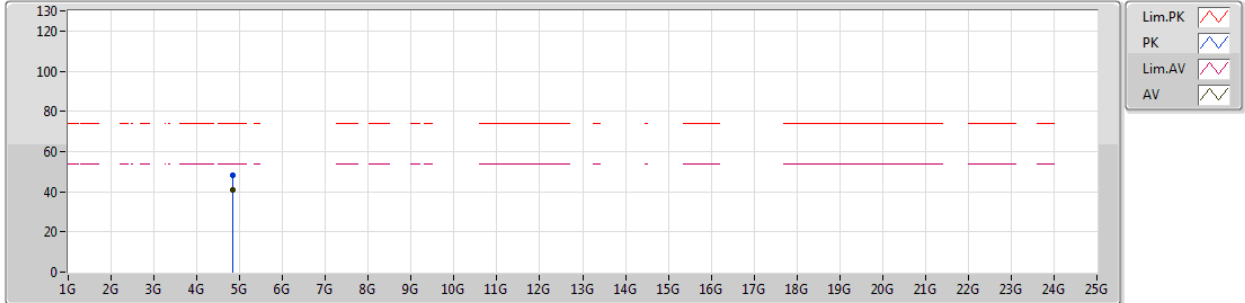
Type	Freq (Hz)	Level (dBuV/m)	Limit (dBuV/m)	Margin (dB)	Factor (dB)	Dist (m)	Condition	Azimuth (°)	Height (m)	Comments
PK	4.84358G	46.52	74.00	-27.48	3.67	3	Vertical	273	1.75	-
AV	4.84358G	37.47	54.00	-16.53	3.67	3	Vertical	273	1.75	-



802.11ax HEW40_Nss1,(MCS0)_4TX

15/04/2019

2437MHz_TX



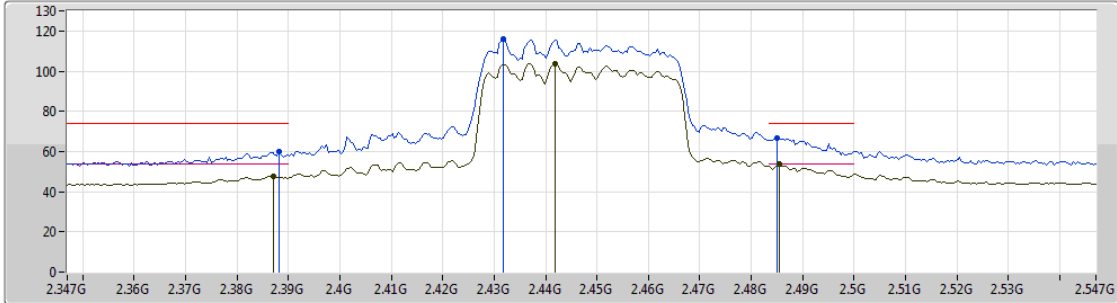
EUT Y_4TX
Setting 83
01-C-5
FSP

Type	Freq (Hz)	Level (dBuV/m)	Limit (dBuV/m)	Margin (dB)	Factor (dB)	Dist (m)	Condition	Azimuth (°)	Height (m)	Comments
PK	4.84358G	47.92	74.00	-26.08	3.67	3	Horizontal	186	2.48	-
AV	4.84358G	40.82	54.00	-13.18	3.67	3	Horizontal	186	2.48	-

802.11ax HEW40_Nss1,(MCS0)_4TX

15/04/2019

2447MHz_TX



EUT Y_4TX
Setting 78
01-C-5
FSP

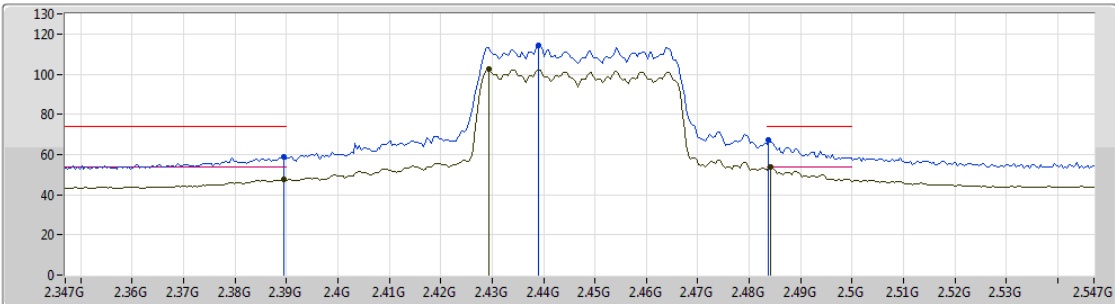
Type	Freq (Hz)	Level (dBuV/m)	Limit (dBuV/m)	Margin (dB)	Factor (dB)	Dist (m)	Condition	Azimuth (°)	Height (m)	Comments
PK	2.3882G	59.79	74.00	-14.21	30.79	3	Vertical	19	1.54	-
AV	2.387G	47.83	54.00	-6.17	30.79	3	Vertical	19	1.54	-
PK	2.4318G	116.27	Inf	-Inf	30.89	3	Vertical	19	1.54	-
AV	2.4418G	103.82	Inf	-Inf	30.90	3	Vertical	19	1.54	-
PK	2.485G	66.94	74.00	-7.06	30.97	3	Vertical	19	1.54	-
AV	2.4854G	53.78	54.00	-0.22	30.97	3	Vertical	19	1.54	-



802.11ax HEW40_Nss1,(MCS0)_4TX

15/04/2019

2447MHz_TX



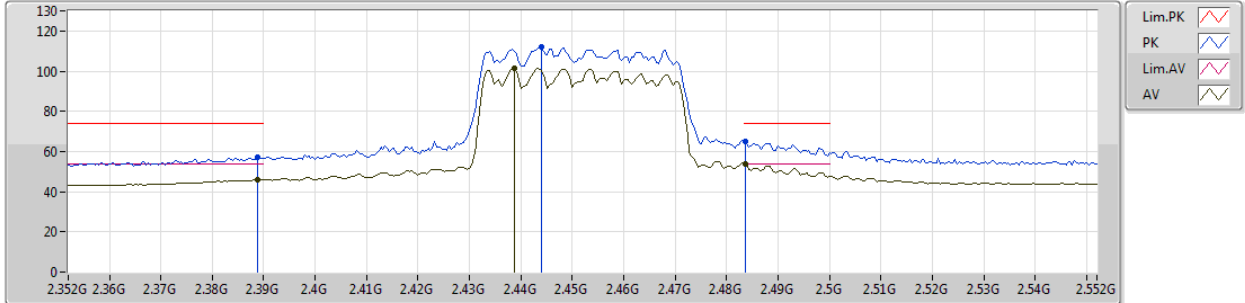
EUT Y_4TX
Setting 78
01-C-5
FSP

Type	Freq (Hz)	Level (dBuV/m)	Limit (dBuV/m)	Margin (dB)	Factor (dB)	Dist (m)	Condition	Azimuth (°)	Height (m)	Comments
PK	2.3894G	58.88	74.00	-15.12	30.80	3	Horizontal	60	1.88	-
AV	2.3894G	47.38	54.00	-6.62	30.80	3	Horizontal	60	1.88	-
PK	2.439G	114.16	Inf	-Inf	30.90	3	Horizontal	60	1.88	-
AV	2.4294G	102.55	Inf	-Inf	30.88	3	Horizontal	60	1.88	-
PK	2.4838G	67.06	74.00	-6.94	30.96	3	Horizontal	60	1.88	-
AV	2.4842G	53.90	54.00	-0.10	30.96	3	Horizontal	60	1.88	-

802.11ax HEW40_Nss1,(MCS0)_4TX

15/04/2019

2452MHz_TX



EUT Y_4TX
Setting 70
01-C-5
FSP

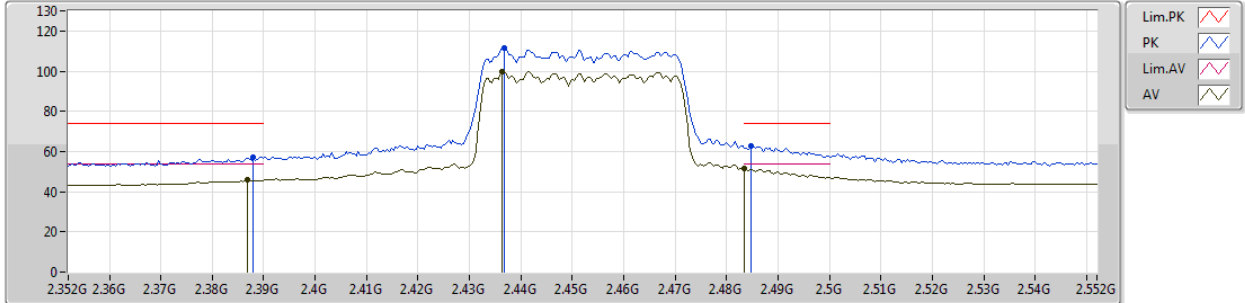
Type	Freq (Hz)	Level (dBuV/m)	Limit (dBuV/m)	Margin (dB)	Factor (dB)	Dist (m)	Condition	Azimuth (°)	Height (m)	Comments
PK	2.3888G	57.00	74.00	-17.00	30.80	3	Vertical	2	1.53	-
AV	2.3888G	46.04	54.00	-7.96	30.80	3	Vertical	2	1.53	-
PK	2.444G	111.97	Inf	-Inf	30.90	3	Vertical	2	1.53	-
AV	2.4388G	101.27	Inf	-Inf	30.90	3	Vertical	2	1.53	-
PK	2.4836G	64.96	74.00	-9.04	30.96	3	Vertical	2	1.53	-
AV	2.4836G	53.80	54.00	-0.20	30.96	3	Vertical	2	1.53	-



802.11ax HEW40_Nss1,(MCS0)_4TX

15/04/2019

2452MHz_TX



EUT Y_4TX
Setting 70
01-C-5
FSP

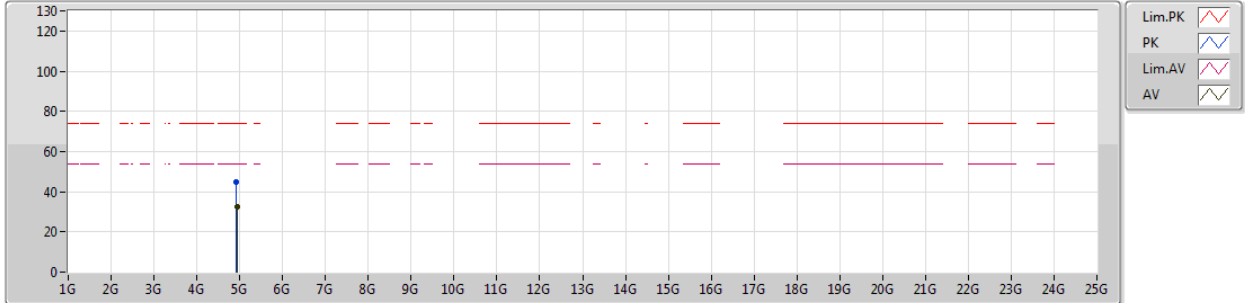
Type	Freq (Hz)	Level (dBuV/m)	Limit (dBuV/m)	Margin (dB)	Factor (dB)	Dist (m)	Condition	Azimuth (°)	Height (m)	Comments
PK	2.388G	57.10	74.00	-16.90	30.79	3	Horizontal	66	1.89	-
AV	2.3868G	45.83	54.00	-8.17	30.79	3	Horizontal	66	1.89	-
PK	2.4368G	111.42	Inf	-Inf	30.90	3	Horizontal	66	1.89	-
AV	2.4364G	99.78	Inf	-Inf	30.90	3	Horizontal	66	1.89	-
PK	2.4848G	62.65	74.00	-11.35	30.96	3	Horizontal	66	1.89	-
AV	2.4835G	51.81	54.00	-2.19	30.96	3	Horizontal	66	1.89	-



802.11ax HEW40_Nss1,(MCS0)_4TX

15/04/2019

2452MHz_TX



EUT Y_4TX
Setting 70
01-C-5
FSP

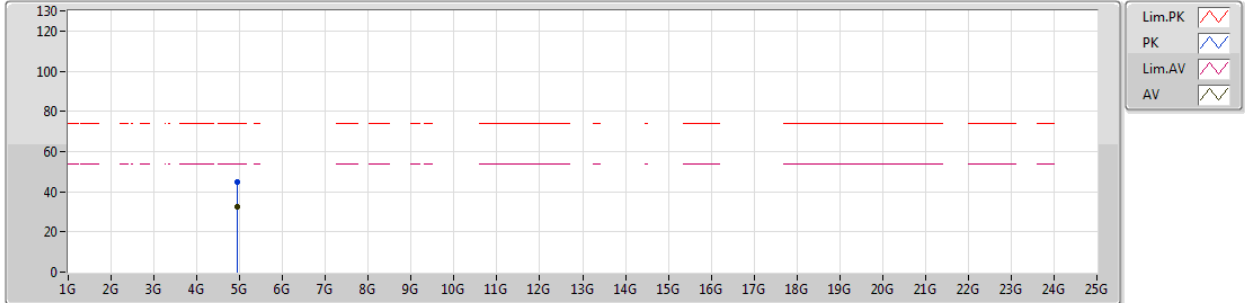
Type	Freq (Hz)	Level (dBuV/m)	Limit (dBuV/m)	Margin (dB)	Factor (dB)	Dist (m)	Condition	Azimuth (°)	Height (m)	Comments
PK	4.9278G	44.73	74.00	-29.27	4.05	3	Vertical	187	1.77	-
AV	4.9422G	32.63	54.00	-21.37	4.12	3	Vertical	187	1.77	-



802.11ax HEW40_Nss1,(MCS0)_4TX

15/04/2019

2452MHz_TX



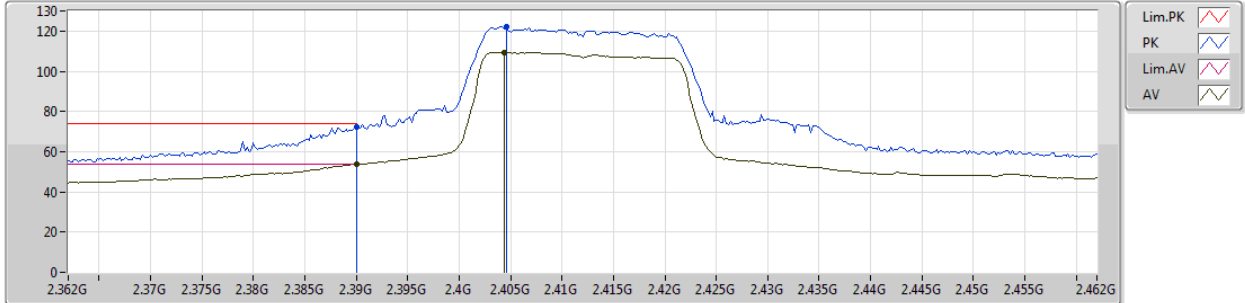
EUT Y_4TX
Setting 70
01-C-5
FSP

Type	Freq (Hz)	Level (dBuV/m)	Limit (dBuV/m)	Margin (dB)	Factor (dB)	Dist (m)	Condition	Azimuth (°)	Height (m)	Comments
PK	4.944G	44.57	74.00	-29.43	4.12	3	Horizontal	349	1.72	-
AV	4.9466G	32.69	54.00	-21.31	4.14	3	Horizontal	349	1.72	-

802.11ax HEW20-BF_Nss1,(MCS0)_4TX

08/04/2019

2412MHz_TX



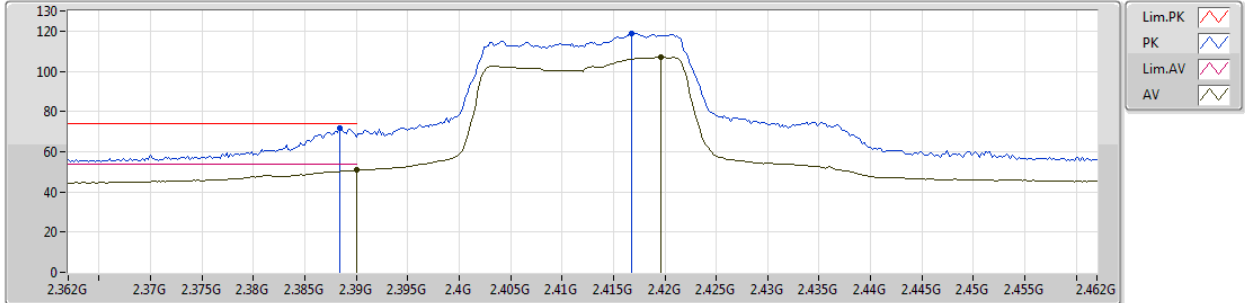
EUT_Y_4TX
Setting 76
02-J-5
FSP(100142)

Type	Freq (Hz)	Level (dBuV/m)	Limit (dBuV/m)	Margin (dB)	Factor (dB)	Dist (m)	Condition	Azimuth (°)	Height (m)	Comments
PK	2.39G	72.17	74.00	-1.83	31.38	3	Vertical	46	1.50	-
AV	2.39G	53.96	54.00	-0.04	31.38	3	Vertical	46	1.50	-
PK	2.4046G	122.13	Inf	-Inf	31.42	3	Vertical	46	1.50	-
AV	2.4044G	109.42	Inf	-Inf	31.42	3	Vertical	46	1.50	-

802.11ax HEW20-BF_Nss1,(MCS0)_4TX

08/04/2019

2412MHz_TX



EUT_Y_4TX
Setting 76
02-J-5
FSP(100142)

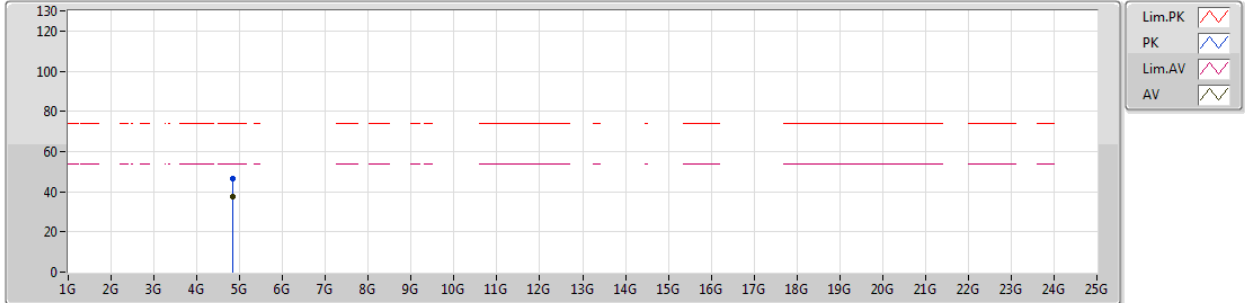
Type	Freq (Hz)	Level (dBuV/m)	Limit (dBuV/m)	Margin (dB)	Factor (dB)	Dist (m)	Condition	Azimuth (°)	Height (m)	Comments
PK	2.3884G	71.67	74.00	-2.33	31.38	3	Horizontal	282	2.58	-
AV	2.39G	50.75	54.00	-3.25	31.38	3	Horizontal	282	2.58	-
PK	2.4168G	118.78	Inf	-Inf	31.45	3	Horizontal	282	2.58	-
AV	2.4196G	107.07	Inf	-Inf	31.46	3	Horizontal	282	2.58	-



802.11ax HEW20-BF_Nss1,(MCS0)_4TX

15/04/2019

2412MHz_TX



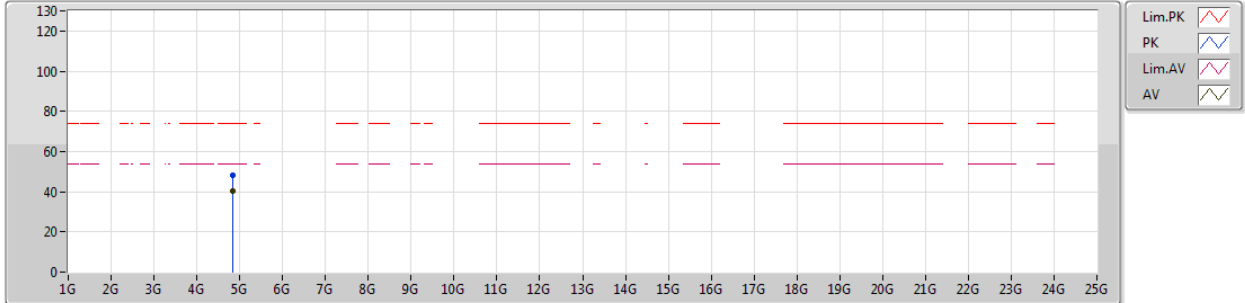
EUT Y_4TX
Setting 76
01-C-5
FSP

Type	Freq (Hz)	Level (dBuV/m)	Limit (dBuV/m)	Margin (dB)	Factor (dB)	Dist (m)	Condition	Azimuth (°)	Height (m)	Comments
PK	4.84404G	46.69	74.00	-27.31	3.67	3	Vertical	277	1.64	-
AV	4.8438G	37.38	54.00	-16.62	3.67	3	Vertical	277	1.64	-

802.11ax HEW20-BF_Nss1,(MCS0)_4TX

15/04/2019

2412MHz_TX



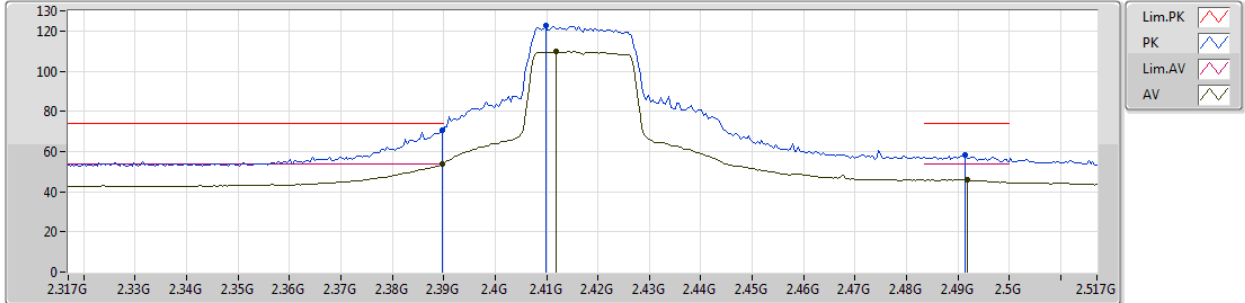
EUT Y_4TX
Setting 76
01-C-5
FSP

Type	Freq (Hz)	Level (dBuV/m)	Limit (dBuV/m)	Margin (dB)	Factor (dB)	Dist (m)	Condition	Azimuth (°)	Height (m)	Comments
PK	4.84356G	48.29	74.00	-25.71	3.67	3	Horizontal	181	2.45	-
AV	4.84368G	40.62	54.00	-13.38	3.67	3	Horizontal	181	2.45	-

802.11ax HEW20-BF_Nss1,(MCS0)_4TX

15/04/2019

2417MHz_TX



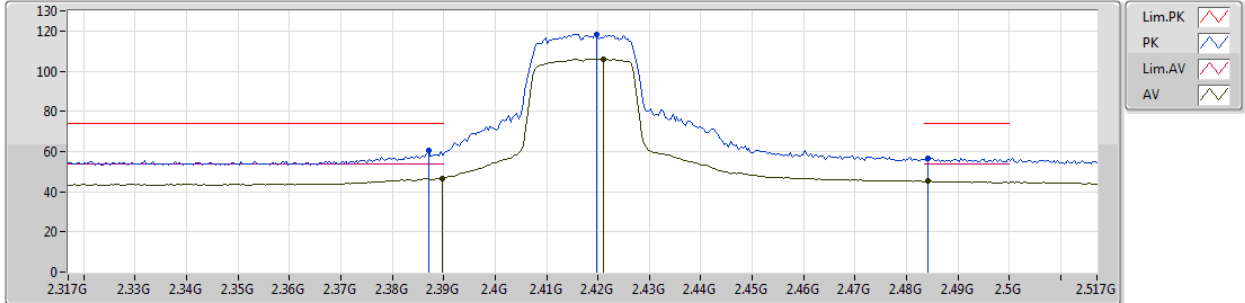
EUT Y_4TX
Setting 83
01-Z-1
FSP

Type	Freq (Hz)	Level (dBuV/m)	Limit (dBuV/m)	Margin (dB)	Factor (dB)	Dist (m)	Condition	Azimuth (°)	Height (m)	Comments
PK	2.3898G	70.75	74.00	-3.25	30.80	3	Vertical	44	1.37	-
AV	2.3898G	53.98	54.00	-0.02	30.80	3	Vertical	44	1.37	-
PK	2.4098G	122.68	Inf	-Inf	30.85	3	Vertical	44	1.37	-
AV	2.4118G	109.97	Inf	-Inf	30.86	3	Vertical	44	1.37	-
PK	2.4914G	58.10	74.00	-15.90	30.98	3	Vertical	44	1.37	-
AV	2.4918G	46.12	54.00	-7.88	30.98	3	Vertical	44	1.37	-

802.11ax HEW20-BF_Nss1,(MCS0)_4TX

15/04/2019

2417MHz_TX



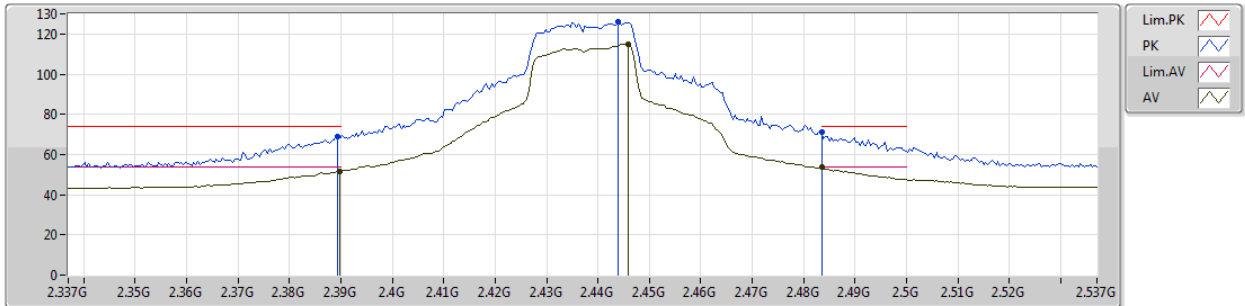
EUT Y_4TX
Setting 83
01-Z-1
FSP

Type	Freq (Hz)	Level (dBuV/m)	Limit (dBuV/m)	Margin (dB)	Factor (dB)	Dist (m)	Condition	Azimuth (°)	Height (m)	Comments
PK	2.387G	60.24	74.00	-13.76	31.37	3	Horizontal	72	1.47	-
AV	2.3898G	46.68	54.00	-7.32	31.38	3	Horizontal	72	1.47	-
PK	2.4198G	118.49	Inf	-Inf	31.46	3	Horizontal	72	1.47	-
AV	2.421G	106.02	Inf	-Inf	31.46	3	Horizontal	72	1.47	-
PK	2.4842G	56.43	74.00	-17.57	31.59	3	Horizontal	72	1.47	-
AV	2.4842G	45.21	54.00	-8.79	31.59	3	Horizontal	72	1.47	-

802.11ax HEW20-BF_Nss1,(MCS0)_4TX

15/04/2019

2437MHz_TX



EUT Y_4TX
Setting 103
01-Z-1
FSP

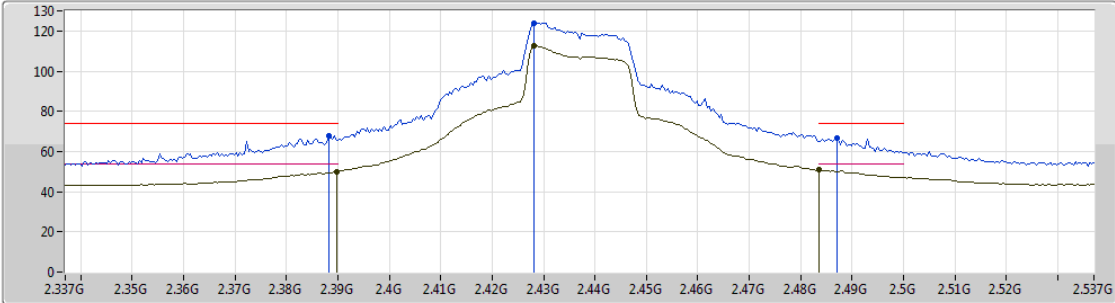
Type	Freq (Hz)	Level (dBuV/m)	Limit (dBuV/m)	Margin (dB)	Factor (dB)	Dist (m)	Condition	Azimuth (°)	Height (m)	Comments
PK	2.3894G	68.98	74.00	-5.02	30.80	3	Vertical	0	1.49	-
AV	2.3898G	51.45	54.00	-2.55	30.80	3	Vertical	0	1.49	-
PK	2.4438G	126.12	Inf	-Inf	30.90	3	Vertical	0	1.49	-
AV	2.4458G	114.72	Inf	-Inf	30.91	3	Vertical	0	1.49	-
PK	2.483501G	70.89	74.00	-3.11	30.96	3	Vertical	0	1.49	-
AV	2.48350001G	53.94	54.00	-0.06	30.96	3	Vertical	0	1.49	-



802.11ax HEW20-BF_Nss1,(MCS0)_4TX

15/04/2019

2437MHz_TX



Lim.PK
 PK
 Lim.AV
 AV

EUT Y_4TX
 Setting 103
 01-Z-1
 FSP

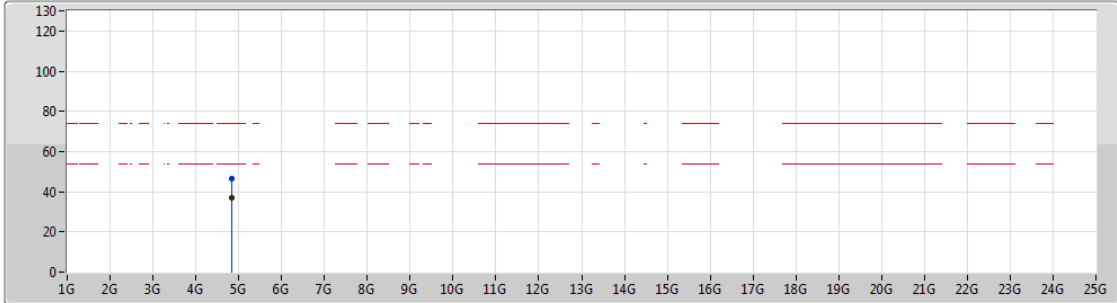
Type	Freq (Hz)	Level (dBuV/m)	Limit (dBuV/m)	Margin (dB)	Factor (dB)	Dist (m)	Condition	Azimuth (°)	Height (m)	Comments
PK	2.3882G	67.72	74.00	-6.28	30.79	3	Horizontal	73	1.49	-
AV	2.3898G	49.87	54.00	-4.13	30.80	3	Horizontal	73	1.49	-
PK	2.4282G	124.11	Inf	-Inf	30.88	3	Horizontal	73	1.49	-
AV	2.4282G	112.50	Inf	-Inf	30.88	3	Horizontal	73	1.49	-
PK	2.487G	66.45	74.00	-7.55	30.97	3	Horizontal	73	1.49	-
AV	2.4835G	50.73	54.00	-3.27	30.96	3	Horizontal	73	1.49	-



802.11ax HEW20-BF_Nss1,(MCS0)_4TX

15/04/2019

2437MHz_TX



Legend for plot:

- Lim.PK (Red dashed line)
- PK (Blue vertical line)
- Lim.AV (Magenta dashed line)
- AV (Green vertical line)

EUT Y_4TX
Setting 103
01-C-5
FSP

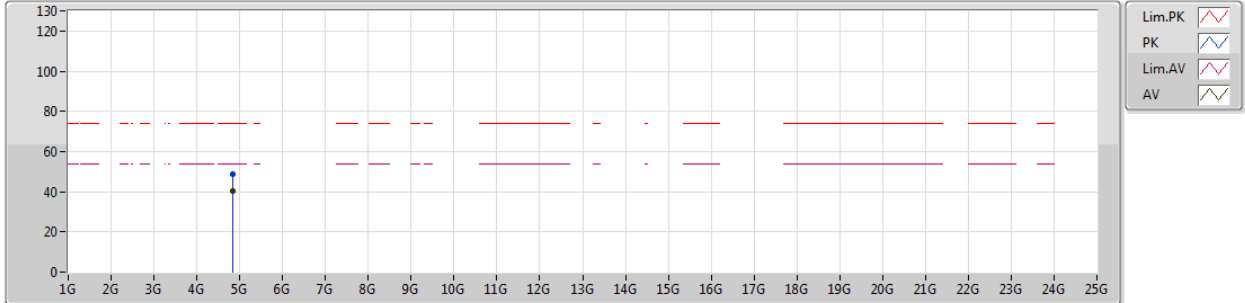
Type	Freq (Hz)	Level (dBuV/m)	Limit (dBuV/m)	Margin (dB)	Factor (dB)	Dist (m)	Condition	Azimuth (°)	Height (m)	Comments
PK	4.84376G	46.39	74.00	-27.61	3.67	3	Vertical	285	1.76	-
AV	4.84376G	37.15	54.00	-16.85	3.67	3	Vertical	285	1.76	-



802.11ax HEW20-BF_Nss1,(MCS0)_4TX

15/04/2019

2437MHz_TX



EUT Y_4TX
Setting 103
01-C-5
FSP

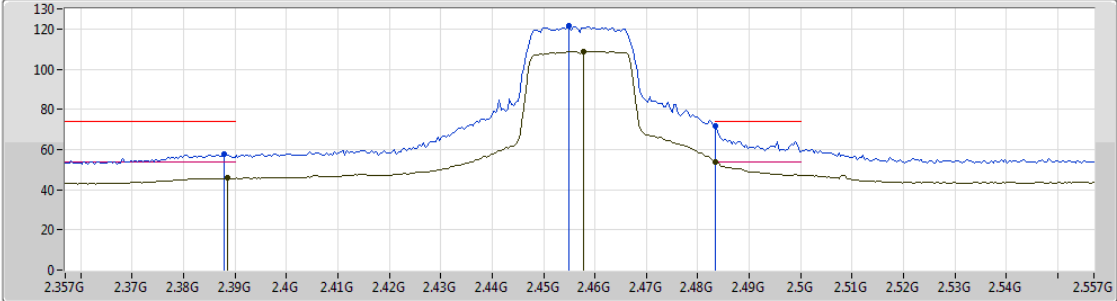
Type	Freq (Hz)	Level (dBuV/m)	Limit (dBuV/m)	Margin (dB)	Factor (dB)	Dist (m)	Condition	Azimuth (°)	Height (m)	Comments
PK	4.8436G	48.55	74.00	-25.45	3.67	3	Horizontal	182	2.49	-
AV	4.84376G	40.60	54.00	-13.40	3.67	3	Horizontal	182	2.49	-



802.11ax HEW20-BF_Nss1,(MCS0)_4TX

15/04/2019

2457MHz_TX



EUT Y_4TX
Setting 81
01-Z-1
FSP

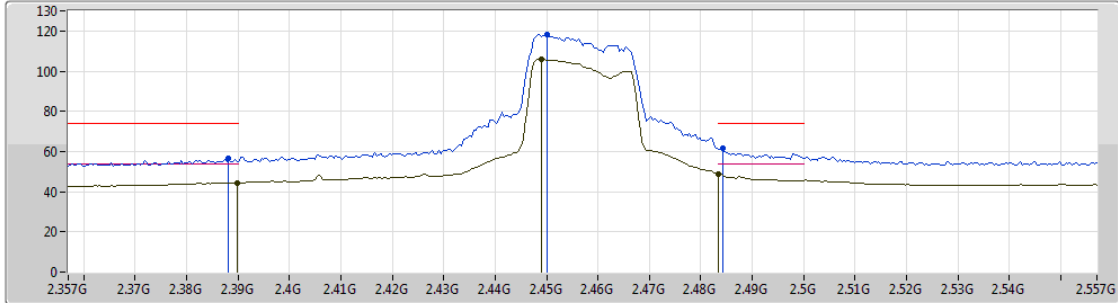
Type	Freq (Hz)	Level (dBuV/m)	Limit (dBuV/m)	Margin (dB)	Factor (dB)	Dist (m)	Condition	Azimuth (°)	Height (m)	Comments
PK	2.3878G	57.88	74.00	-16.12	30.79	3	Vertical	315	1.81	-
AV	2.3886G	45.78	54.00	-8.22	30.80	3	Vertical	315	1.81	-
PK	2.455G	121.62	Inf	-Inf	30.92	3	Vertical	315	1.81	-
AV	2.4578G	108.63	Inf	-Inf	30.93	3	Vertical	315	1.81	-
PK	2.4835G	71.51	74.00	-2.49	30.96	3	Vertical	315	1.81	-
AV	2.4835G	53.77	54.00	-0.23	30.96	3	Vertical	315	1.81	-



802.11ax HEW20-BF_Nss1,(MCS0)_4TX

15/04/2019

2457MHz_TX



EUT Y_4TX
Setting 81
01-Z-1
FSP

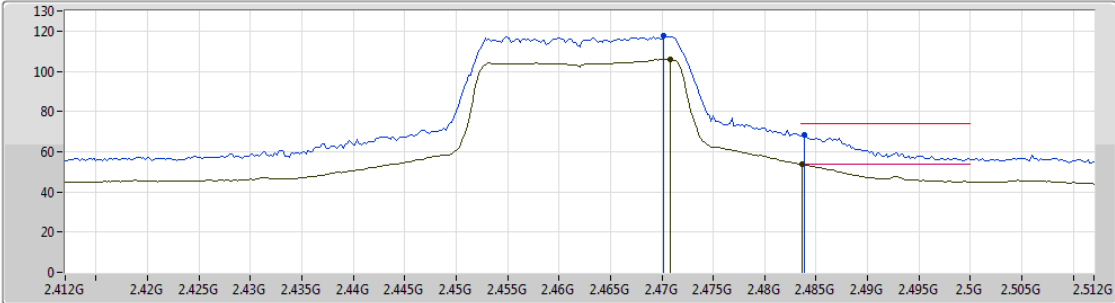
Type	Freq (Hz)	Level (dBuV/m)	Limit (dBuV/m)	Margin (dB)	Factor (dB)	Dist (m)	Condition	Azimuth (°)	Height (m)	Comments
PK	2.3882G	56.53	74.00	-17.47	30.79	3	Horizontal	67	1.39	-
AV	2.3898G	44.53	54.00	-9.47	30.80	3	Horizontal	67	1.39	-
PK	2.4502G	118.45	Inf	-Inf	30.92	3	Horizontal	67	1.39	-
AV	2.449G	105.80	Inf	-Inf	30.91	3	Horizontal	67	1.39	-
PK	2.4842G	61.38	74.00	-12.62	30.96	3	Horizontal	67	1.39	-
AV	2.4835G	48.73	54.00	-5.27	30.96	3	Horizontal	67	1.39	-



802.11ax HEW20-BF_Nss1,(MCS0)_4TX

15/04/2019

2462MHz_TX



EUT_Y_4TX
Setting 70
01-Z-1
FSP

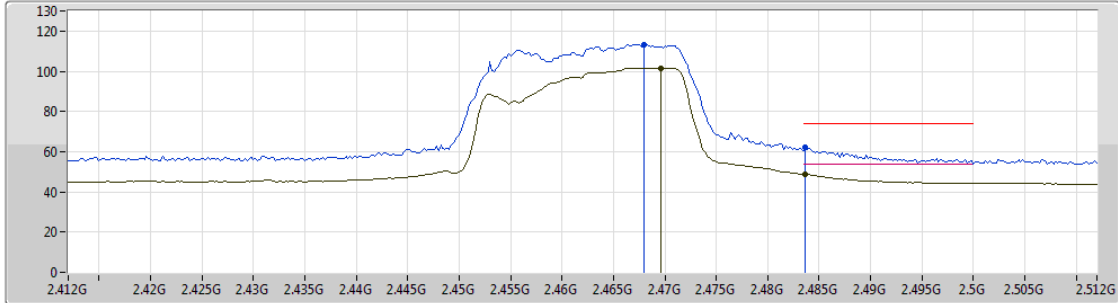
Type	Freq (Hz)	Level (dBuV/m)	Limit (dBuV/m)	Margin (dB)	Factor (dB)	Dist (m)	Condition	Azimuth (°)	Height (m)	Comments
PK	2.4702G	117.59	Inf	-Inf	30.95	3	Vertical	300	1.49	-
AV	2.4708G	105.98	Inf	-Inf	30.95	3	Vertical	300	1.49	-
PK	2.4838G	68.21	74.00	-5.79	30.96	3	Vertical	300	1.49	-
AV	2.4836G	53.97	54.00	-0.03	30.96	3	Vertical	300	1.49	-



802.11ax HEW20-BF_Nss1,(MCS0)_4TX

15/04/2019

2462MHz_TX



EUT Y_4TX
Setting 70
01-Z-1
FSP

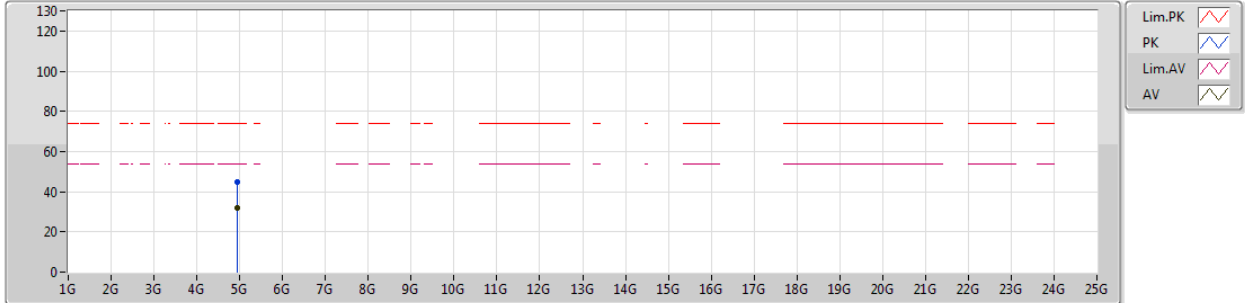
Type	Freq (Hz)	Level (dBuV/m)	Limit (dBuV/m)	Margin (dB)	Factor (dB)	Dist (m)	Condition	Azimuth (°)	Height (m)	Comments
PK	2.468G	113.40	Inf	-Inf	30.94	3	Horizontal	79	1.92	-
AV	2.4696G	101.63	Inf	-Inf	30.94	3	Horizontal	79	1.92	-
PK	2.4836G	62.17	74.00	-11.83	30.96	3	Horizontal	79	1.92	-
AV	2.4836G	48.68	54.00	-5.32	30.96	3	Horizontal	79	1.92	-



802.11ax HEW20-BF_Nss1,(MCS0)_4TX

15/04/2019

2462MHz_TX



EUT Y_4TX
Setting 70
01-C-5
FSP

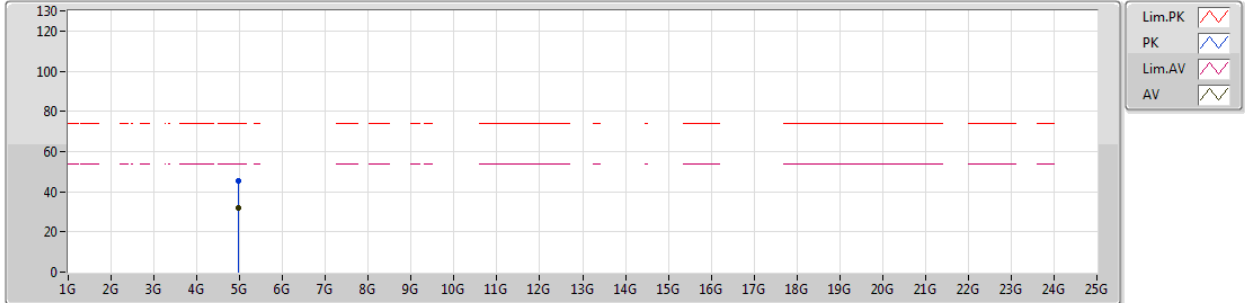
Type	Freq (Hz)	Level (dBuV/m)	Limit (dBuV/m)	Margin (dB)	Factor (dB)	Dist (m)	Condition	Azimuth (°)	Height (m)	Comments
PK	4.95016G	45.03	74.00	-28.97	4.16	3	Vertical	84	1.26	-
AV	4.94548G	32.10	54.00	-21.90	4.13	3	Vertical	84	1.26	-



802.11ax HEW20-BF_Nss1,(MCS0)_4TX

15/04/2019

2462MHz_TX



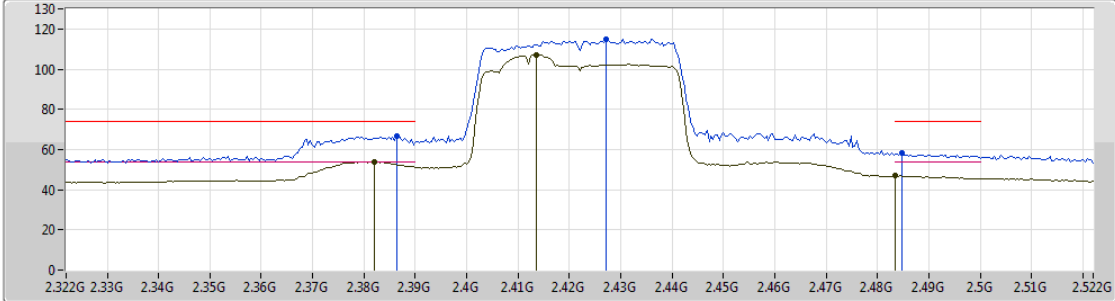
EUT Y_4TX
Setting 70
01-C-5
FSP

Type	Freq (Hz)	Level (dBuV/m)	Limit (dBuV/m)	Margin (dB)	Factor (dB)	Dist (m)	Condition	Azimuth (°)	Height (m)	Comments
PK	4.9584G	45.32	74.00	-28.68	4.20	3	Horizontal	314	1.50	-
AV	4.96032G	32.12	54.00	-21.88	4.20	3	Horizontal	314	1.50	-

802.11ax HEW40-BF_Nss1,(MCS0)_4TX

16/04/2019

2422MHz_TX



Legend for plot:

- Lim.PK (Red line)
- PK (Blue line)
- Lim.AV (Green line)
- AV (Black line)

EUT Y_4TX
Setting 70
01-Z-1
FSP

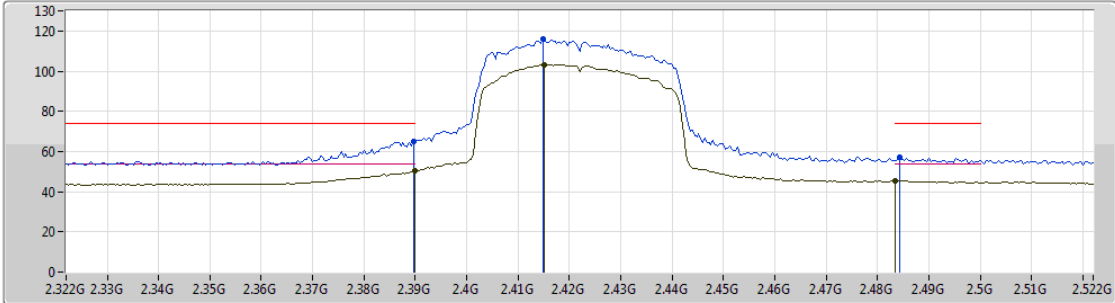
Type	Freq (Hz)	Level (dBuV/m)	Limit (dBuV/m)	Margin (dB)	Factor (dB)	Dist (m)	Condition	Azimuth (°)	Height (m)	Comments
PK	2.3864G	66.94	74.00	-7.06	30.79	3	Vertical	252	1.80	-
AV	2.382G	53.98	54.00	-0.02	30.78	3	Vertical	252	1.80	-
PK	2.4272G	114.69	Inf	-Inf	30.88	3	Vertical	252	1.80	-
AV	2.4136G	107.20	Inf	-Inf	30.86	3	Vertical	252	1.80	-
PK	2.4848G	58.06	74.00	-15.94	30.96	3	Vertical	252	1.80	-
AV	2.483501G	47.08	54.00	-6.92	30.96	3	Vertical	252	1.80	-



802.11ax HEW40-BF_Nss1,(MCS0)_4TX

16/04/2019

2422MHz_TX



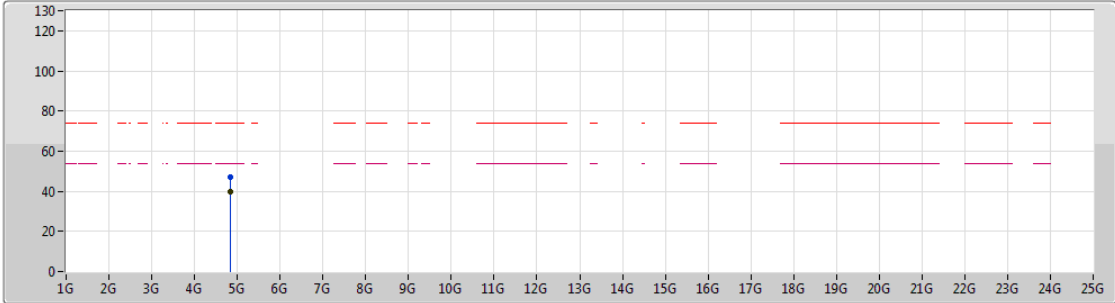
EUT_Y_4TX
Setting 70
01-Z-1
FSP

Type	Freq (Hz)	Level (dBuV/m)	Limit (dBuV/m)	Margin (dB)	Factor (dB)	Dist (m)	Condition	Azimuth (°)	Height (m)	Comments
PK	2.3896G	65.08	74.00	-8.92	30.80	3	Horizontal	277	1.81	-
AV	2.39G	50.49	54.00	-3.51	30.80	3	Horizontal	277	1.81	-
PK	2.4148G	115.74	Inf	-Inf	30.86	3	Horizontal	277	1.81	-
AV	2.4152G	103.27	Inf	-Inf	30.87	3	Horizontal	277	1.81	-
PK	2.4844G	56.96	74.00	-17.04	30.96	3	Horizontal	277	1.81	-
AV	2.4835G	45.55	54.00	-8.45	30.96	3	Horizontal	277	1.81	-





802.11ax HEW40-BF_Nss1,(MCS0)_4TX

16/04/2019

2422MHz_TX



Legend for plot:

- Lim.PK 
- PK 
- Lim.AV 
- AV 

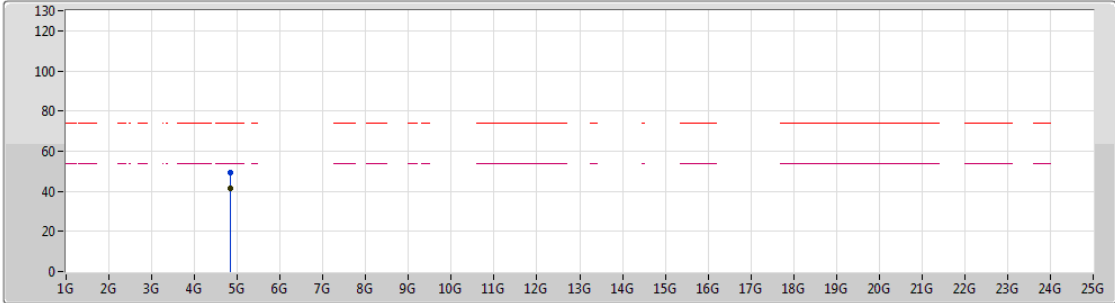
EUT Y_4TX
Setting 70
01-Z-1
FSP

Type	Freq (Hz)	Level (dBuV/m)	Limit (dBuV/m)	Margin (dB)	Factor (dB)	Dist (m)	Condition	Azimuth (°)	Height (m)	Comments
PK	4.843584G	46.81	74.00	-27.19	3.67	3	Vertical	284	1.75	-
AV	4.84324G	39.89	54.00	-14.11	3.67	3	Vertical	284	1.75	-

802.11ax HEW40-BF_Nss1,(MCS0)_4TX

16/04/2019

2422MHz_TX



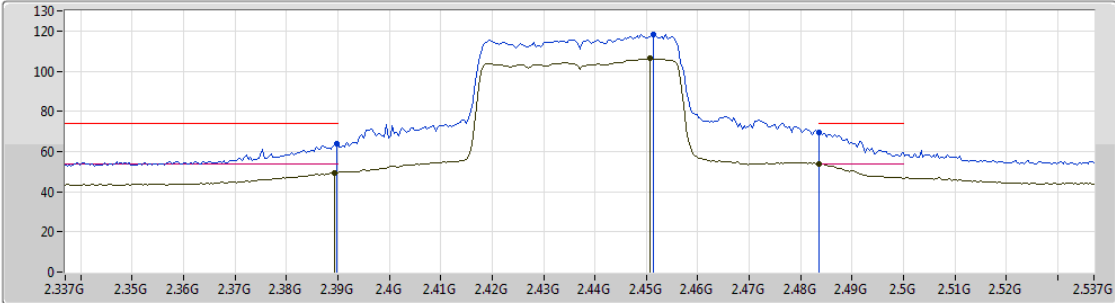
EUT Y_4TX
Setting 70
01-Z-1
FSP

Type	Freq (Hz)	Level (dBuV/m)	Limit (dBuV/m)	Margin (dB)	Factor (dB)	Dist (m)	Condition	Azimuth (°)	Height (m)	Comments
PK	4.8437G	49.22	74.00	-24.78	3.67	3	Horizontal	175	2.56	-
AV	4.84369G	41.54	54.00	-12.46	3.67	3	Horizontal	175	2.56	-

802.11ax HEW40-BF_Nss1,(MCS0)_4TX

15/04/2019

2437MHz_TX



EUT Y_4TX
Setting 78
01-C-5
FSP

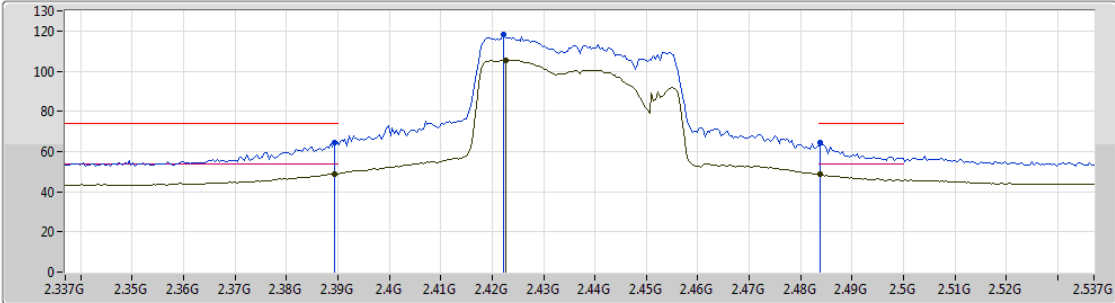
Type	Freq (Hz)	Level (dBuV/m)	Limit (dBuV/m)	Margin (dB)	Factor (dB)	Dist (m)	Condition	Azimuth (°)	Height (m)	Comments
PK	2.3898G	63.84	74.00	-10.16	30.80	3	Vertical	355	1.48	-
AV	2.3894G	49.27	54.00	-4.73	30.80	3	Vertical	355	1.48	-
PK	2.4514G	118.18	Inf	-Inf	30.92	3	Vertical	355	1.48	-
AV	2.4506G	106.21	Inf	-Inf	30.92	3	Vertical	355	1.48	-
PK	2.4835G	69.41	74.00	-4.59	30.96	3	Vertical	355	1.48	-
AV	2.4835G	53.76	54.00	-0.24	30.96	3	Vertical	355	1.48	-



802.11ax HEW40-BF_Nss1,(MCS0)_4TX

15/04/2019

2437MHz_TX



Lim.PK
 PK
 Lim.AV
 AV

EUT Y_4TX
 Setting 78
 01-C-5
 FSP

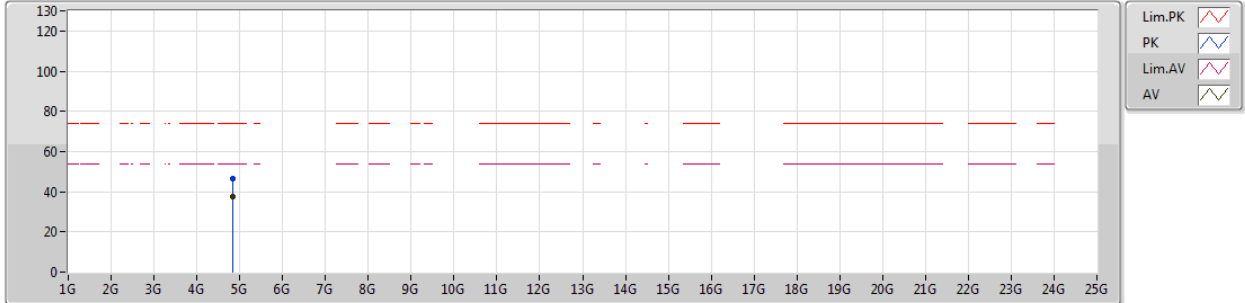
Type	Freq (Hz)	Level (dBuV/m)	Limit (dBuV/m)	Margin (dB)	Factor (dB)	Dist (m)	Condition	Azimuth (°)	Height (m)	Comments
PK	2.3894G	64.67	74.00	-9.33	30.80	3	Horizontal	63	1.46	-
AV	2.3894G	49.03	54.00	-4.97	30.80	3	Horizontal	63	1.46	-
PK	2.4222G	118.04	Inf	-Inf	30.87	3	Horizontal	63	1.46	-
AV	2.4226G	105.34	Inf	-Inf	30.87	3	Horizontal	63	1.46	-
PK	2.4838G	64.53	74.00	-9.47	30.96	3	Horizontal	63	1.46	-
AV	2.4838G	48.58	54.00	-5.42	30.96	3	Horizontal	63	1.46	-



802.11ax HEW40-BF_Nss1,(MCS0)_4TX

15/04/2019

2437MHz_TX



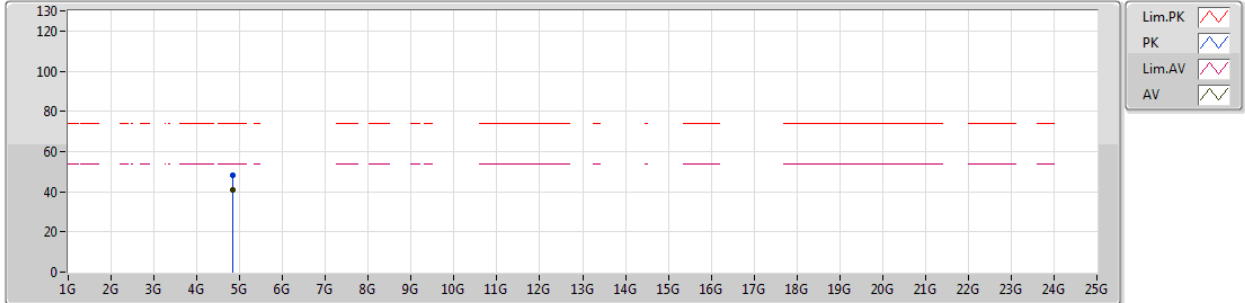
EUT Y_4TX
Setting 78
01-C-5
FSP

Type	Freq (Hz)	Level (dBuV/m)	Limit (dBuV/m)	Margin (dB)	Factor (dB)	Dist (m)	Condition	Azimuth (°)	Height (m)	Comments
PK	4.8436G	46.37	74.00	-27.63	3.67	3	Vertical	288	1.61	-
AV	4.8436G	37.42	54.00	-16.58	3.67	3	Vertical	288	1.61	-

802.11ax HEW40-BF_Nss1,(MCS0)_4TX

15/04/2019

2437MHz_TX



EUT Y_4TX
Setting 78
01-C-5
FSP

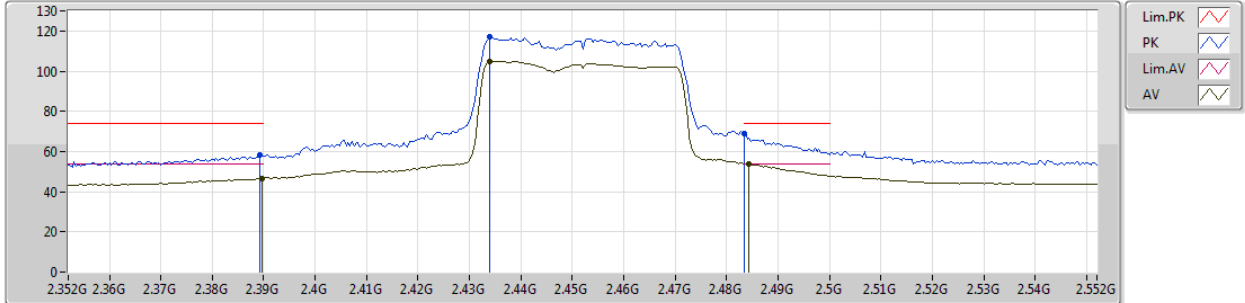
Type	Freq (Hz)	Level (dBuV/m)	Limit (dBuV/m)	Margin (dB)	Factor (dB)	Dist (m)	Condition	Azimuth (°)	Height (m)	Comments
PK	4.8436G	48.11	74.00	-25.89	3.67	3	Horizontal	184	2.48	-
AV	4.84376G	41.11	54.00	-12.89	3.67	3	Horizontal	184	2.48	-



802.11ax HEW40-BF_Nss1,(MCS0)_4TX

15/04/2019

2452MHz_TX



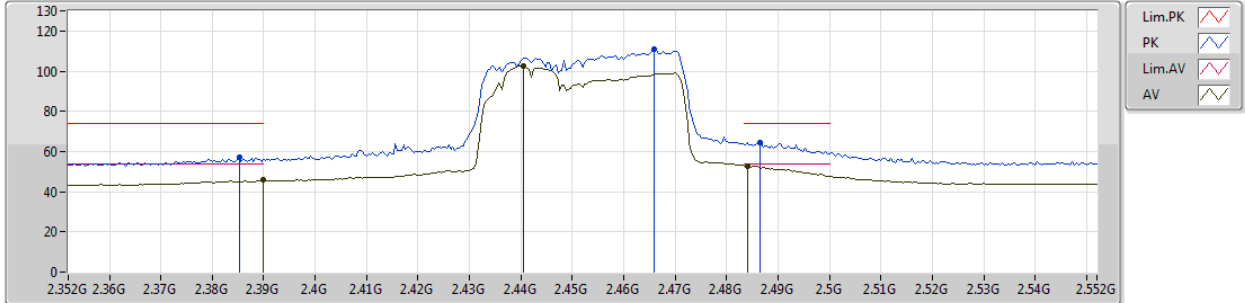
EUT Y_4TX
Setting 71
01-C-5
FSP

Type	Freq (Hz)	Level (dBuV/m)	Limit (dBuV/m)	Margin (dB)	Factor (dB)	Dist (m)	Condition	Azimuth (°)	Height (m)	Comments
PK	2.3892G	58.09	74.00	-15.91	30.80	3	Vertical	44	1.18	-
AV	2.3896G	46.71	54.00	-7.29	30.80	3	Vertical	44	1.18	-
PK	2.434G	116.84	Inf	-Inf	30.89	3	Vertical	44	1.18	-
AV	2.434G	105.05	Inf	-Inf	30.89	3	Vertical	44	1.18	-
PK	2.4835G	68.93	74.00	-5.07	30.96	3	Vertical	44	1.18	-
AV	2.4844G	53.94	54.00	-0.06	30.96	3	Vertical	44	1.18	-

802.11ax HEW40-BF_Nss1,(MCS0)_4TX

15/04/2019

2452MHz_TX



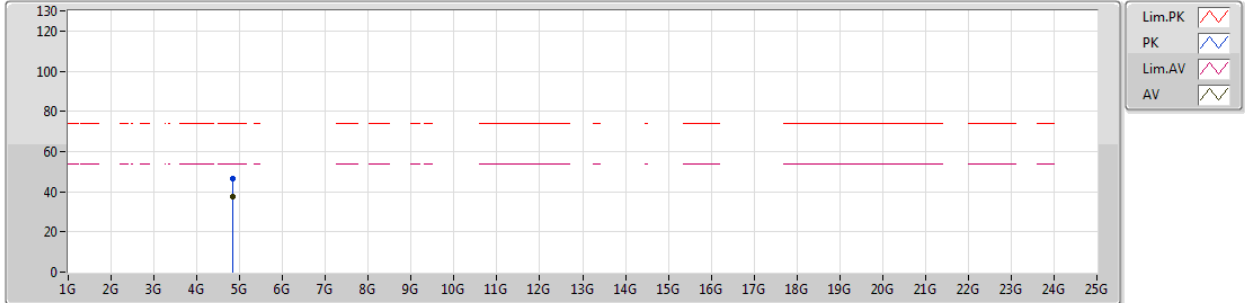
EUT Y_4TX
Setting 71
01-C-5
FSP

Type	Freq (Hz)	Level (dBuV/m)	Limit (dBuV/m)	Margin (dB)	Factor (dB)	Dist (m)	Condition	Azimuth (°)	Height (m)	Comments
PK	2.3852G	56.92	74.00	-17.08	30.79	3	Horizontal	277	2.55	-
AV	2.39G	45.70	54.00	-8.30	30.80	3	Horizontal	277	2.55	-
PK	2.466G	110.97	Inf	-Inf	30.94	3	Horizontal	277	2.55	-
AV	2.4404G	102.67	Inf	-Inf	30.90	3	Horizontal	277	2.55	-
PK	2.4864G	64.71	74.00	-9.29	30.97	3	Horizontal	277	2.55	-
AV	2.484G	52.66	54.00	-1.34	30.96	3	Horizontal	277	2.55	-

802.11ax HEW40-BF_Nss1,(MCS0)_4TX

15/04/2019

2452MHz_TX



EUT Y_4TX
Setting 71
01-C-5
FSP

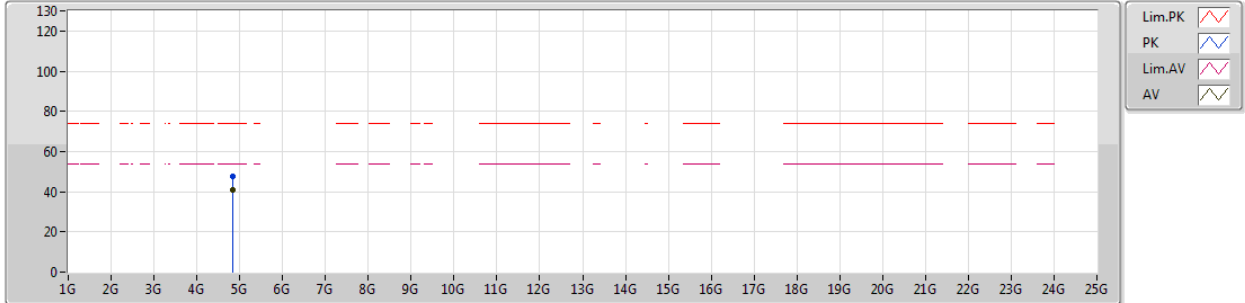
Type	Freq (Hz)	Level (dBuV/m)	Limit (dBuV/m)	Margin (dB)	Factor (dB)	Dist (m)	Condition	Azimuth (°)	Height (m)	Comments
PK	4.8437G	46.26	74.00	-27.74	3.67	3	Vertical	285	1.71	-
AV	4.8437G	37.47	54.00	-16.53	3.67	3	Vertical	285	1.71	-



802.11ax HEW40-BF_Nss1,(MCS0)_4TX

15/04/2019

2452MHz_TX



EUT Y_4TX
Setting 71
01-C-5
FSP

Type	Freq (Hz)	Level (dBuV/m)	Limit (dBuV/m)	Margin (dB)	Factor (dB)	Dist (m)	Condition	Azimuth (°)	Height (m)	Comments
PK	4.8437G	47.77	74.00	-26.23	3.67	3	Horizontal	182	2.45	-
AV	4.8434G	40.84	54.00	-13.16	3.67	3	Horizontal	182	2.45	-

