



FCC RADIO TEST REPORT

FCC ID : RAXG3100V1
Equipment : Fios Home Router, Fios Business Router
Brand Name : Verizon
Model Name : G3100
Applicant : Arcadyan Technology Corporation
No.8, Sec.2, Guangfu Rd.,Hsinchu, 30071 Taiwan
Manufacturer : Arcadyan Technology Corporation
No.8, Sec.2, Guangfu Rd.,Hsinchu, 30071 Taiwan
Standard : 47 CFR FCC Part 15.407

The product was received on Apr. 01, 2019, and testing was started from Apr. 02, 2019 and completed on Jun. 04, 2019. We, SPORTON INTERNATIONAL INC. EMC & Wireless Communications Laboratory, would like to declare that the tested sample has been evaluated in accordance with the procedures given in ANSI C63.10-2013 and shown compliance with the applicable technical standards.

The report must not be used by the client to claim product certification, approval, or endorsement by TAF or any agency of government.

The test results in this report apply exclusively to the tested model / sample. Without written approval of SPORTON INTERNATIONAL INC. EMC & Wireless Communications Laboratory, the test report shall not be reproduced except in full.


Approved by: Sam Chen

SPORTON INTERNATIONAL INC. EMC & Wireless Communications Laboratory
No. 52, Huaya 1st Rd., Guishan Dist., Taoyuan City, Taiwan (R.O.C.)



Table of Contents

History of this test report.....3

Summary of Test Result.....4

1 General Description5

1.1 Information.....5

1.2 Applicable Standards9

1.3 Testing Location Information.....9

1.4 Measurement Uncertainty9

2 Test Configuration of EUT10

2.1 Test Channel Mode10

2.2 The Worst Case Measurement Configuration.....13

2.3 EUT Operation during Test15

2.4 Accessories15

2.5 Support Equipment.....16

2.6 Test Setup Diagram17

3 Transmitter Test Result21

3.1 AC Power-line Conducted Emissions21

3.2 Emission Bandwidth.....23

3.3 Maximum Conducted Output Power24

3.4 Peak Power Spectral Density.....26

3.5 Unwanted Emissions.....29

4 Test Equipment and Calibration Data33

Appendix A. Test Results of AC Power-line Conducted Emissions

Appendix B. Test Results of Emission Bandwidth

Appendix C. Test Results of Maximum Conducted Output Power

Appendix D. Test Results of Peak Power Spectral Density

Appendix E. Test Results of Unwanted Emissions

Appendix F. Test Results of Radiated Emission Co-location

Appendix G. Test Photos

Appendix H. Photographs of EUT



History of this test report

Report No.	Version	Description	Issued Date
FR932731-02AB	01	Initial issue of report	Feb. 24, 2020



Summary of Test Result

Report Clause	Ref Std. Clause	Test Items	Result (PASS/FAIL)	Remark
1.1.2	15.203	Antenna Requirement	PASS	-
3.1	15.207	AC Power-line Conducted Emissions	PASS	-
3.2	15.407(a)	Emission Bandwidth	PASS	-
3.3	15.407(a)	Maximum Conducted Output Power	PASS	-
3.4	15.407(a)	Peak Power Spectral Density	PASS	-
3.5	15.407(b)	Unwanted Emissions	PASS	-

Note: Reference to Sporton Project No.: 932731

Declaration of Conformity:

The test results with all measurement uncertainty excluded are presented in accordance with the regulation limits or requirements declared by manufacturers.

Comments and Explanations:

The declared of product specification for EUT presented in the report are provided by the manufacturer, and the manufacturer takes all the responsibilities for the accuracy of product specification.

Reviewed by: Sam Chen

Report Producer: Emily Chen



1 General Description

1.1 Information

1.1.1 RF General Information

Frequency Range (MHz)	IEEE Std. 802.11	Ch. Frequency (MHz)	Channel Number
5150-5250	a, n (HT20), ac (VHT20), ax (HEW20)	5180-5240	36-48 [4]
5725-5850		5745-5825	149-165 [5]
5150-5250	n (HT40), ac (VHT40), ax (HEW40)	5190-5230	38-46 [2]
5725-5850		5755-5795	151-159 [2]
5150-5250	ac (VHT80), ax (HEW80)	5210	42 [1]
5725-5850		5775	155 [1]

Band	Mode	BWch (MHz)	Nant
5.15-5.25GHz	802.11a	20	4TX
5.15-5.25GHz	802.11n HT20	20	4TX
5.15-5.25GHz	802.11n HT20-BF	20	4TX
5.15-5.25GHz	802.11ac VHT20	20	4TX
5.15-5.25GHz	802.11ac VHT20-BF	20	4TX
5.15-5.25GHz	802.11ax HEW20	20	4TX
5.15-5.25GHz	802.11ax HEW20-BF	20	4TX
5.15-5.25GHz	802.11n HT40	40	4TX
5.15-5.25GHz	802.11n HT40-BF	40	4TX
5.15-5.25GHz	802.11ac VHT40	40	4TX
5.15-5.25GHz	802.11ac VHT40-BF	40	4TX
5.15-5.25GHz	802.11ax HEW40	40	4TX
5.15-5.25GHz	802.11ax HEW40-BF	40	4TX
5.15-5.25GHz	802.11ac VHT80	80	4TX
5.15-5.25GHz	802.11ac VHT80-BF	80	4TX
5.15-5.25GHz	802.11ax HEW80	80	4TX
5.15-5.25GHz	802.11ax HEW80-BF	80	4TX
5.725-5.85GHz	802.11a	20	4TX
5.725-5.85GHz	802.11n HT20	20	4TX
5.725-5.85GHz	802.11n HT20-BF	20	4TX
5.725-5.85GHz	802.11ac VHT20	20	4TX



Band	Mode	BWch (MHz)	Nant
5.725-5.85GHz	802.11ac VHT20-BF	20	4TX
5.725-5.85GHz	802.11ax HEW20	20	4TX
5.725-5.85GHz	802.11ax HEW20-BF	20	4TX
5.725-5.85GHz	802.11n HT40	40	4TX
5.725-5.85GHz	802.11n HT40-BF	40	4TX
5.725-5.85GHz	802.11ac VHT40	40	4TX
5.725-5.85GHz	802.11ac VHT40-BF	40	4TX
5.725-5.85GHz	802.11ax HEW40	40	4TX
5.725-5.85GHz	802.11ax HEW40-BF	40	4TX
5.725-5.85GHz	802.11ac VHT80	80	4TX
5.725-5.85GHz	802.11ac VHT80-BF	80	4TX
5.725-5.85GHz	802.11ax HEW80	80	4TX
5.725-5.85GHz	802.11ax HEW80-BF	80	4TX

Note:

- ◆ 11a, HT20 and HT40 use a combination of OFDM-BPSK, QPSK, 16QAM, 64QAM modulation.
- ◆ VHT20, VHT40 and VHT80 use a combination of OFDM-BPSK, QPSK, 16QAM, 64QAM, 256QAM modulation.
- ◆ HEW20, HEW40, HEW80 and HEW160 use a combination of OFDMA-BPSK, QPSK, 16QAM, 64QAM, 256QAM, 1024QAM modulation.
- ◆ BWch is the nominal channel bandwidth.
- ◆ Nss-Min is the minimum number of spatial streams.
- ◆ Nant is the number of outputs. e.g., 2(2,3) means have 2 outputs for port 2 and port 3. 2 means have 2 outputs for port 1 and port 2.

**1.1.2 Antenna Information**

Ant.	Port	Brand	Model Name	Antenna Type	Connector	Gain (dBi)		
						WLAN 2.4GHz	5GHz B1, B2	5GHz B3, B4
1	4	Arcadyan	-	Monopole	N/A	2.2	0.4	-
2	2	Arcadyan	12080073700J	PCB	I-PEX	0.3	1.2	-
3	3	Arcadyan	12080073800J	PCB	I-PEX	2.49	0.9	-
4	1	Arcadyan	12080073900J	PCB	I-PEX	1.7	2.48	-
5	3	Arcadyan	12080073400J	PCB	I-PEX	-	-	0.7
6	2	Arcadyan	12080073300J	PCB	I-PEX	-	-	1.3
7	1	Arcadyan	12080073600J	PCB	I-PEX	-	-	0.4
8	4	Arcadyan	12080073500J	PCB	I-PEX	-	-	1.6

Note: The above information was declared by manufacturer.

<For WLAN 2.4GHz Function>**For IEEE 802.11b mode (1TX/1RX):**

Only Port 1 can be used as transmitting/receiving antenna.

For IEEE 802.11g/n/VHT/ax mode (4TX/4RX):

Port 1 、 Port 2 、 Port 3 and Port 4 can be used as transmitting/receiving antenna.

Port 1 、 Port 2 、 Port 3 and Port 4 could transmit/receive simultaneously.

<For WLAN 5GHz Function>**For IEEE 802.11a/n/ac mode (4TX/4RX):**

Port 1 、 Port 2 、 Port 3 and Port 4 can be used as transmitting/receiving antenna.

Port 1 、 Port 2 、 Port 3 and Port 4 could transmit/receive simultaneously.



1.1.3 Mode Test Duty Cycle

Mode	DC	DCF(dB)	T(s)	VBW(Hz) ≥ 1/T
802.11a	0.953	0.209	2.068m	1k
802.11ac VHT20	0.983	0.074	n/a (DC>=0.98)	n/a (DC>=0.98)
802.11ac VHT20-BF	0.989	0.048	n/a (DC>=0.98)	n/a (DC>=0.98)
802.11ac VHT40	0.972	0.123	953.125u	3k
802.11ac VHT40-BF	0.972	0.123	953.125u	3k
802.11ac VHT80	0.941	0.264	460.625u	3k
802.11ac VHT80-BF	0.943	0.255	460.625u	3k
802.11ax HEW20	0.981	0.083	n/a (DC>=0.98)	n/a (DC>=0.98)
802.11ax HEW20-BF	0.933	0.301	2.932m	1k
802.11ax HEW40	0.961	0.173	773.75u	3k
802.11ax HEW40-BF	0.958	0.186	4.36m	300
802.11ax HEW80	0.931	0.311	401.25u	3k
802.11ax HEW80-BF	0.94	0.269	4.51m	300

Note:

- ♦ DC is Duty Cycle.
- ♦ DCF is Duty Cycle Factor.

1.1.4 EUT Operational Condition

EUT Power Type	From power adapter			
Beamforming Function	<input checked="" type="checkbox"/> With beamforming	<input type="checkbox"/> Without beamforming		
	The product has beamforming function for 11n/VHT/11ax in 2.4GHz and 11n/11ac/11ax in 5GHz.			
Function	<input type="checkbox"/> Outdoor P2M	<input checked="" type="checkbox"/> Indoor P2M		
	<input type="checkbox"/> Fixed P2P	<input type="checkbox"/> Client		
Test Software Version	MTool 3.1.0.1			

Note: The above information was declared by manufacturer.

1.1.5 Table for Multiple Listing

The equipment names in the following table are all refer to the identical product.

Equipment Name	Model Name	Description
Fios Home Router	G3100	All the equipments are identical, the difference equipment name served as marketing strategy.
Fios Business Router		



1.2 Applicable Standards

According to the specifications of the manufacturer, the EUT must comply with the requirements of the following standards:

- ♦ 47 CFR FCC Part 15
- ♦ ANSI C63.10-2013
- ♦ FCC KDB 789033 D02 v02r01
- ♦ FCC KDB 662911 D01 v02r01
- ♦ FCC KDB 412172 D01 v01r01
- ♦ FCC KDB 414788 D01 v01r01

1.3 Testing Location Information

Testing Location		
<input type="checkbox"/>	HWA YA	ADD : No. 52, Huaya 1st Rd., Guishan Dist., Taoyuan City, Taiwan (R.O.C.) TEL : 886-3-327-3456 FAX : 886-3-327-0973
<input checked="" type="checkbox"/>	JHUBEI	ADD : No.8, Lane 724, Bo-ai St., Jhubei City, HsinChu County 302, Taiwan, R.O.C. TEL : 886-3-656-9065 FAX : 886-3-656-9085

Test Condition	Test Site No.	Test Engineer	Test Environment	Test Date
RF Conducted	TH01-CB	Serway Li	22~24°C / 53~55%	May 02, 2019~Jun. 04, 2019
Radiated (below 1GHz)	03CH04-CB	Stim Sung	22~24°C / 50~60%	Apr. 02, 2019~Jun. 04, 2019
Radiated (above 1GHz)	03CH06-CB			
AC Conduction	CO02-CB	GN Hou	21.2~22.4°C / 62~65%	May 14, 2019

Test site Designation No. TW0006 with FCC
Test site registered number IC 4086D with Industry Canada.

1.4 Measurement Uncertainty

ISO/IEC 17025 requires that an estimate of the measurement uncertainties associated with the emissions test results be included in the report. The measurement uncertainties given below are based on a 95% confidence level (based on a coverage factor (k=2))

Test Items	Uncertainty	Remark
Conducted Emission (150kHz ~ 30MHz)	2.0 dB	Confidence levels of 95%
Radiated Emission (30MHz ~ 1,000MHz)	3.9 dB	Confidence levels of 95%
Radiated Emission (1GHz ~ 18GHz)	3.9 dB	Confidence levels of 95%
Radiated Emission (18GHz ~ 40GHz)	4.7 dB	Confidence levels of 95%
Conducted Emission	1.3 dB	Confidence levels of 95%
Output Power Measurement	1.3 dB	Confidence levels of 95%
Power Density Measurement	1.3 dB	Confidence levels of 95%
Bandwidth Measurement	9.74 x10 ⁻⁵	Confidence levels of 95%



2 Test Configuration of EUT

2.1 Test Channel Mode

Mode	Power Setting
802.11a_Nss1,(6Mbps)_4TX	-
5180MHz	86
5200MHz	96
5240MHz	93
5745MHz	87
5785MHz	82
5825MHz	80
802.11ac VHT20_Nss1,(MCS0)_4TX	-
5180MHz	78
5200MHz	96
5240MHz	97
5745MHz	88
5785MHz	89
5825MHz	90
802.11ax HEW20_Nss1,(MCS0)_4TX	-
5180MHz	78
5200MHz	96
5240MHz	97
5745MHz	88
5785MHz	89
5825MHz	90
802.11ac VHT40_Nss1,(MCS0)_4TX	-
5190MHz	74
5230MHz	91
5755MHz	97
5795MHz	97
802.11ax HEW40_Nss1,(MCS0)_4TX	-
5190MHz	74
5230MHz	91
5755MHz	97
5795MHz	97



Mode	Power Setting
802.11ac VHT80_Nss1,(MCS0)_4TX	-
5210MHz	71
5775MHz	88
802.11ax HEW80_Nss1,(MCS0)_4TX	-
5210MHz	71
5775MHz	88
802.11ac VHT20-BF_Nss1,(MCS0)_4TX	-
5180MHz	88
5200MHz	93
5240MHz	94
5745MHz	86
5785MHz	83
5825MHz	83
802.11ax HEW20-BF_Nss1,(MCS0)_4TX	-
5180MHz	88
5200MHz	93
5240MHz	94
5745MHz	86
5785MHz	83
5825MHz	83
802.11ac VHT40-BF_Nss1,(MCS0)_4TX	-
5190MHz	77
5230MHz	94
5755MHz	93
5795MHz	93
802.11ax HEW40-BF_Nss1,(MCS0)_4TX	-
5190MHz	77
5230MHz	94
5755MHz	93
5795MHz	93
802.11ac VHT80-BF_Nss1,(MCS0)_4TX	-
5210MHz	72
5775MHz	88
802.11ax HEW80-BF_Nss1,(MCS0)_4TX	-
5210MHz	72



Mode	Power Setting
5775MHz	88

Note:

- ♦ VHT20/VHT40 covers HT20/HT40, due to same modulation. The power setting for 802.11n HT20 and HT40 are the same or lower than 802.11ac VHT20 and VHT40.
- ♦ There are two modes of EUT, one is beamforming mode, and the other is non-beamforming mode for 11n/VHT/11ax in 2.4GHz and 11n/11ac/11ax in 5GHz. Both modes have been tested and recorded in this test report..



2.2 The Worst Case Measurement Configuration

The Worst Case Mode for Following Conformance Tests	
Tests Item	AC power-line conducted emissions
Condition	AC power-line conducted measurement for line and neutral
Operating Mode	CTX
1	WLAN 2.4GHz – EUT + Adapter 1
2	WLAN 2.4GHz – EUT + Adapter 2
Mode 2 has been evaluated to be the worst case among Mode 1~2, thus measurement for Mode 3 will follow this same test mode.	
3	WLAN 5GHz – EUT + Adapter 2
For operating mode 3 is the worst case and it was record in this test report.	

The Worst Case Mode for Following Conformance Tests	
Tests Item	Emission Bandwidth Maximum Conducted Output Power Peak Power Spectral Density
Test Condition	Conducted measurement at transmit chains



The Worst Case Mode for Following Conformance Tests	
Tests Item	Unwanted Emissions
Test Condition	Radiated measurement If EUT consist of multiple antenna assembly (multiple antenna are used in EUT regardless of spatial multiplexing MIMO configuration), the radiated test should be performed with highest antenna gain of each antenna type.
Operating Mode < 1GHz	CTX
1	WLAN 2.4GHz – EUT + Adapter 1
2	WLAN 2.4GHz – EUT + Adapter 2
Mode 1 has been evaluated to be the worst case among Mode 1~2, thus measurement for Mode 3 will follow this same test mode.	
3	WLAN 5GHz – EUT + Adapter 1
For operating mode 1 is the worst case and it was record in this test report.	
Operating Mode > 1GHz	CTX

The Worst Case Mode for Following Conformance Tests	
Tests Item	Simultaneous Transmission Analysis - Radiated Emission Co-location
Test Condition	Radiated measurement
Operating Mode	Normal Link
1	WLAN 2.4GHz + WLAN 5GHz Band 1, 2
Refer to Appendix F for Radiated Emission Co-location.	

The Worst Case Mode for Following Conformance Tests	
Tests Item	Simultaneous Transmission Analysis - Co-location RF Exposure Evaluation
Operating Mode	
1	WLAN 2.4GHz + WLAN 5GHz Band 1,2 + WLAN 5GHz Band 3,4
Refer to Sporton Test Report No.: FA932731-02 for Co-location RF Exposure Evaluation.	

Note: The EUT can only be used at Y axis position.



2.3 EUT Operation during Test

For CTX Mode:

For non-beamforming mode:

The EUT was programmed to be in continuously transmitting mode.

For beamforming mode:

For Conducted Mode:

The EUT was programmed to be in continuously transmitting mode.

For Radiated Mode:

During the test, the following programs under WIN 7 were executed.

The program was executed as follows:

1. During the test, the EUT operation to normal function.
2. Executed command fixed test channel under Telnet.
3. Executed "Lantest.exe" to link with the remote workstation to transmit and receive packet by WLAN AP and transmit duty cycle no less than 98%.

For Normal Link:

During the test, the EUT operation to normal function.

2.4 Accessories

Accessories				
No.	Equipment Name	Brand Name	Model Name	Rating
1	Adapter 1	LEI	ML42AY120350-A1	INPUT: 105-125V ~ 60Hz, 1.5A OUTPUT: 12V, 3.5A
2	Adapter 2	Delta	ADH-42AW B	INPUT: 105-125V ~ 60Hz, 1.2A OUTPUT: 12V, 3.5A
No.	Other			
3	RJ-45 cable	Non-shielded: 3m		



2.5 Support Equipment

For AC Conduction:

Support Equipment				
No.	Equipment	Brand Name	Model Name	FCC ID
A	LAN NB	DELL	E6430	N/A
B	Flash disk3.0	Transcend	JetFlash-700	N/A

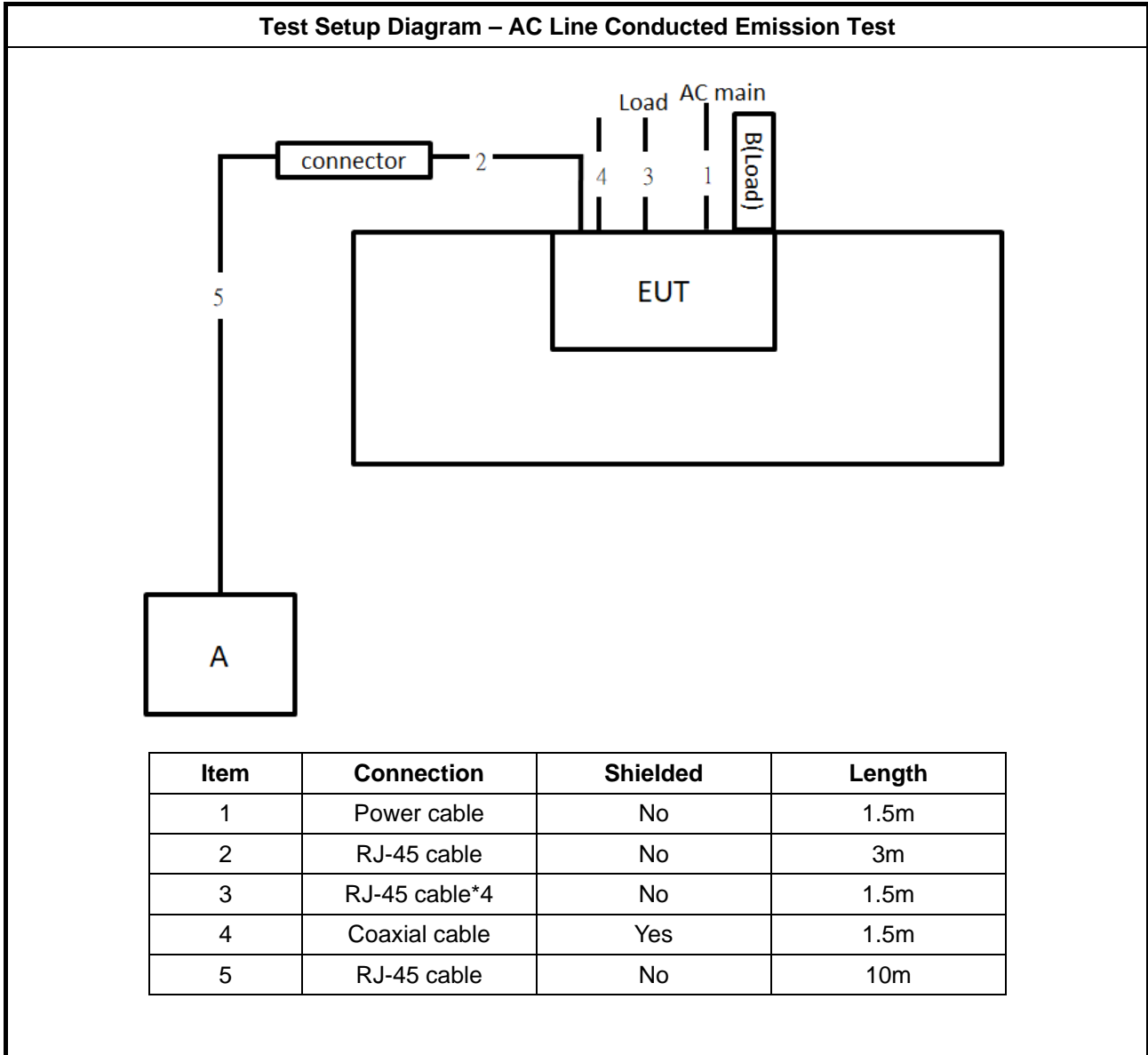
For RF Conducted, Radiated (below 1GHz) and Radiated (above 1GHz)_non-beamforming mode:

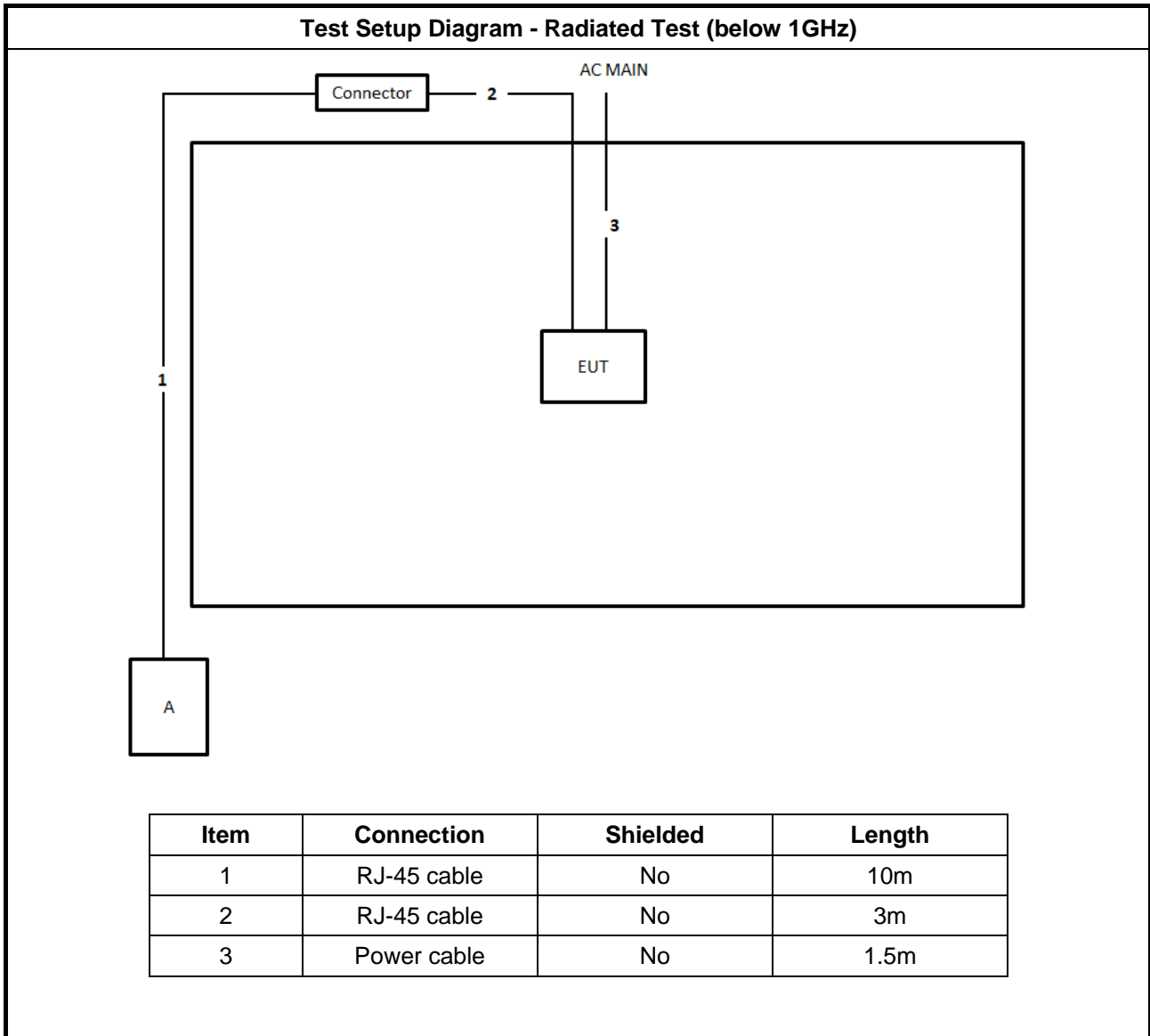
Support Equipment				
No.	Equipment	Brand Name	Model Name	FCC ID
A	NB	DELL	E4300	N/A

For Radiated (above 1GHz)_beamforming mode:

Support Equipment				
No.	Equipment	Brand Name	Model Name	FCC ID
A	NB	DELL	E4300	N/A
B	WLAN AP	ASUS	RT-AC88U/RT-AX88U	N/A
C	NB	DELL	E4300	N/A

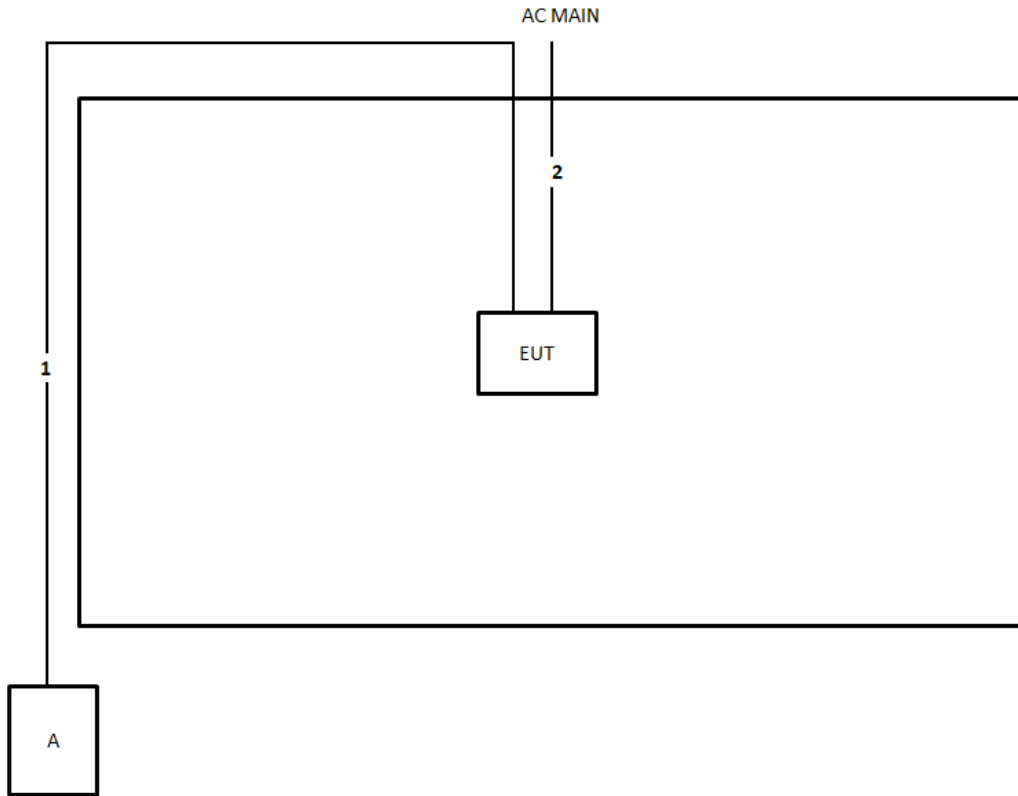
2.6 Test Setup Diagram





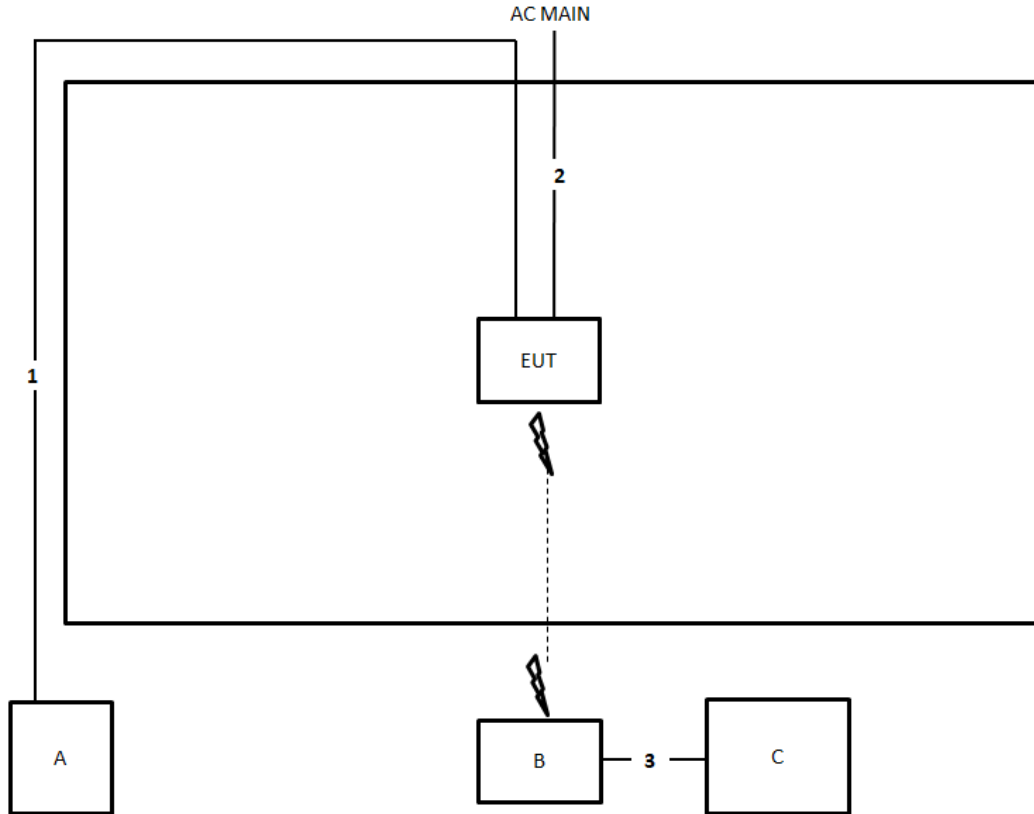


Test Setup Diagram - Radiated Test (above 1GHz)_non-beamforming mode:



Item	Connection	Shielded	Length
1	RJ-45 cable	No	10m
2	Power cable	No	1.5m

Test Setup Diagram - Radiated Test (above 1GHz)_beamforming mode:



Item	Connection	Shielded	Length
1	RJ-45 cable	No	10m
2	Power cable	No	1.5m
3	RJ-45 cable	No	1.5m



3 Transmitter Test Result

3.1 AC Power-line Conducted Emissions

3.1.1 AC Power-line Conducted Emissions Limit

AC Power-line Conducted Emissions Limit		
Frequency Emission (MHz)	Quasi-Peak	Average
0.15-0.5	66 - 56 *	56 - 46 *
0.5-5	56	46
5-30	60	50

Note 1: * Decreases with the logarithm of the frequency.

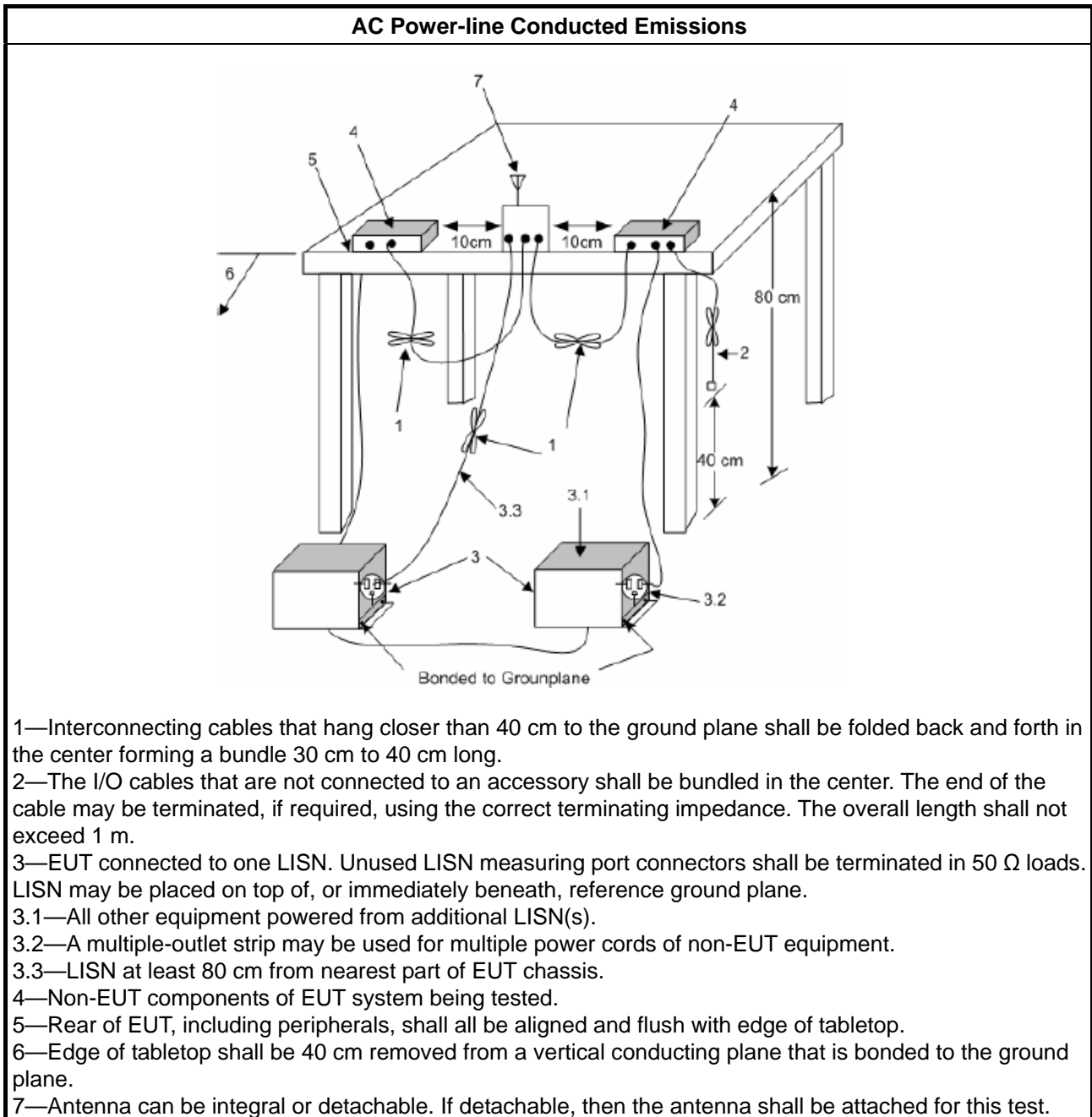
3.1.2 Measuring Instruments

Refer a test equipment and calibration data table in this test report.

3.1.3 Test Procedures

Test Method
<input checked="" type="checkbox"/> Refer as ANSI C63.10-2013, clause 6.2 for AC power-line conducted emissions.

3.1.4 Test Setup



3.1.5 Test Result of AC Power-line Conducted Emissions

Refer as Appendix A

3.2 Emission Bandwidth

3.2.1 Emission Bandwidth Limit

Emission Bandwidth Limit	
UNII Devices	
<input checked="" type="checkbox"/>	For the 5.15-5.25 GHz band, N/A
<input type="checkbox"/>	For the 5.25-5.35 GHz band, the maximum conducted output power shall not exceed the lesser of 250 mW or 11 dBm + 10 log B, where B is the 26 dB emission bandwidth in MHz.
<input type="checkbox"/>	For the 5.47-5.725 GHz band, the maximum conducted output power shall not exceed the lesser of 250 mW or 11 dBm + 10 log B, where B is the 26 dB emission bandwidth in MHz.
<input checked="" type="checkbox"/>	For the 5.725-5.85 GHz band, 6 dB emission bandwidth \geq 500kHz.
LE-LAN Devices	
<input type="checkbox"/>	For the band 5.15-5.25 GHz, the maximum e.i.r.p. shall not exceed 200 mW or 10 + 10 log B, dBm, whichever power is less. B is the 99% emission bandwidth in MHz.
<input type="checkbox"/>	For the 5.25-5.35 GHz band, the maximum e.i.r.p. shall not exceed 1.0 W or 17 + 10 log B, dBm, whichever power is less. B is the 99% emission bandwidth in MHz
<input type="checkbox"/>	For the 5.47-5.6 GHz band and 5.65-5.725 GHz band, the maximum e.i.r.p. shall not exceed 1.0 W or 17 + 10 log B, dBm, whichever power is less. B is the 99% emission bandwidth in MHz
<input type="checkbox"/>	For the 5.725-5.85 GHz band, 6 dB emission bandwidth \geq 500kHz.

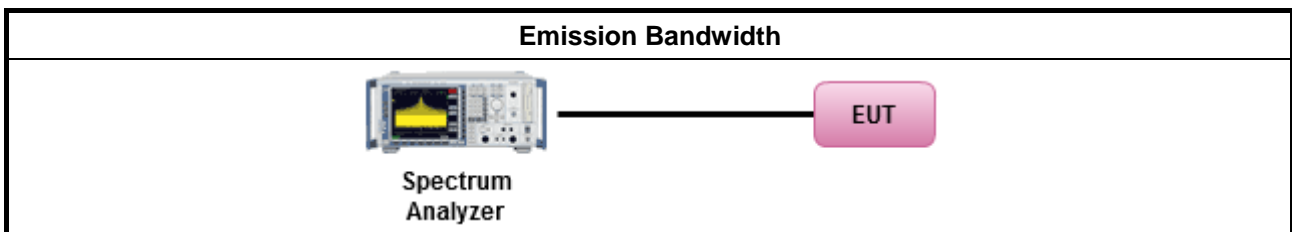
3.2.2 Measuring Instruments

Refer a test equipment and calibration data table in this test report.

3.2.3 Test Procedures

Test Method							
<ul style="list-style-type: none"> ▪ For the emission bandwidth shall be measured using one of the options below: <table border="1" style="width: 100%; border-collapse: collapse;"> <tr> <td style="width: 20px;"><input checked="" type="checkbox"/></td> <td>Refer as FCC KDB 789033, clause C for EBW and clause D for OBW measurement.</td> </tr> <tr> <td><input type="checkbox"/></td> <td>Refer as ANSI C63.10, clause 6.9.1 for occupied bandwidth testing.</td> </tr> <tr> <td><input type="checkbox"/></td> <td>Refer as IC RSS-Gen, clause 4.6 for bandwidth testing.</td> </tr> </table> 		<input checked="" type="checkbox"/>	Refer as FCC KDB 789033, clause C for EBW and clause D for OBW measurement.	<input type="checkbox"/>	Refer as ANSI C63.10, clause 6.9.1 for occupied bandwidth testing.	<input type="checkbox"/>	Refer as IC RSS-Gen, clause 4.6 for bandwidth testing.
<input checked="" type="checkbox"/>	Refer as FCC KDB 789033, clause C for EBW and clause D for OBW measurement.						
<input type="checkbox"/>	Refer as ANSI C63.10, clause 6.9.1 for occupied bandwidth testing.						
<input type="checkbox"/>	Refer as IC RSS-Gen, clause 4.6 for bandwidth testing.						

3.2.4 Test Setup



3.2.5 Test Result of Emission Bandwidth

Refer as Appendix B



3.3 Maximum Conducted Output Power

3.3.1 Maximum Conducted Output Power Limit

Maximum Conducted Output Power Limit	
UNII Devices	
<input checked="" type="checkbox"/> For the 5.15-5.25 GHz band:	
	<ul style="list-style-type: none"> ▪ Outdoor AP: the maximum conducted output power (P_{Out}) shall not exceed the lesser of 1 W. If $G_{TX} > 6$ dBi, then $P_{Out} = 30 - (G_{TX} - 6)$. e.i.r.p. at any elevation angle above 30 degrees $\leq 125mW$ [21dBm] ▪ Indoor AP: the maximum conducted output power (P_{Out}) shall not exceed the lesser of 1 W. If $G_{TX} > 6$ dBi, then $P_{Out} = 30 - (G_{TX} - 6)$ ▪ Point-to-point AP: the maximum conducted output power (P_{Out}) shall not exceed the lesser of 1 W. If $G_{TX} > 23$ dBi, then $P_{Out} = 30 - (G_{TX} - 23)$. ▪ Mobile or Portable Client: the maximum conducted output power (P_{Out}) shall not exceed the lesser of 250 mW. If $G_{TX} > 6$ dBi, then $P_{Out} = 24 - (G_{TX} - 6)$.
<input type="checkbox"/> For the 5.25-5.35 GHz band, the maximum conducted output power (P_{Out}) shall not exceed the lesser of 250 mW or 11 dBm + 10 log B, where B is the 26 dB emission bandwidth in MHz. If $G_{TX} > 6$ dBi, then $P_{Out} = 24 - (G_{TX} - 6)$.	
<input type="checkbox"/> For the 5.47-5.725 GHz band, the maximum conducted output power (P_{Out}) shall not exceed the lesser of 250 mW or 11 dBm + 10 log B, where B is the 26 dB emission bandwidth in MHz. If $G_{TX} > 6$ dBi, then $P_{Out} = 24 - (G_{TX} - 6)$.	
<input checked="" type="checkbox"/> For the 5.725-5.85 GHz band:	
	<ul style="list-style-type: none"> ▪ Point-to-multipoint systems (P2M): the maximum conducted output power (P_{Out}) shall not exceed the lesser of 1 W. If $G_{TX} > 6$ dBi, then $P_{Out} = 30 - (G_{TX} - 6)$. ▪ Point-to-point systems (P2P): the maximum conducted output power (P_{Out}) shall not exceed the lesser of 1 W.
LE-LAN Devices	
<input type="checkbox"/> For the 5.15-5.25 GHz band, the maximum e.i.r.p. shall not exceed 200 mW or 10 + 10 log B, dBm, whichever power is less. B is the 99% emission bandwidth in MHz.	
<input type="checkbox"/> For the 5.25-5.35 GHz band, the maximum e.i.r.p. shall not exceed 1.0 W or 17 + 10 log B, dBm, whichever power is less. B is the 99% emission bandwidth in MHz	
<input type="checkbox"/> For the 5.47-5.6 GHz band and 5.65-5.725 GHz band, the maximum e.i.r.p. shall not exceed 1.0 W or 17 + 10 log B, dBm, whichever power is less. B is the 99% emission bandwidth in MHz	
<input type="checkbox"/> For the 5.725-5.85 GHz band:	
	<ul style="list-style-type: none"> ▪ Point-to-multipoint systems (P2M): the maximum conducted output power (P_{Out}) shall not exceed the lesser of 1 W. If $G_{TX} > 6$ dBi, then $P_{Out} = 30 - (G_{TX} - 6)$. ▪ Point-to-point systems (P2P): the maximum conducted output power (P_{Out}) shall not exceed the lesser of 1 W.
P_{Out} = maximum conducted output power in dBm, G_{TX} = the maximum transmitting antenna directional gain in dBi.	


3.3.2 Measuring Instruments

Refer a test equipment and calibration data table in this test report.

3.3.3 Test Procedures

Test Method	
<ul style="list-style-type: none"> ▪ Maximum Conducted Output Power 	
Average over on/off periods with duty factor	
<input type="checkbox"/>	Refer as FCC KDB 789033, clause E Method SA-2 (spectral trace averaging).
<input type="checkbox"/>	Refer as FCC KDB 789033, clause E Method SA-2 Alt. (RMS detection with slow sweep speed)
Wideband RF power meter and average over on/off periods with duty factor	
<input checked="" type="checkbox"/>	Refer as FCC KDB 789033, clause E Method PM-G (using an RF average power meter).
<ul style="list-style-type: none"> ▪ For conducted measurement. 	
<ul style="list-style-type: none"> ▪ If the EUT supports multiple transmit chains using options given below: Refer as FCC KDB 662911, In-band power measurements. Using the measure-and-sum approach, measured all transmit ports individually. Sum the power (in linear power units e.g., mW) of all ports for each individual sample and save them. 	
<ul style="list-style-type: none"> ▪ If multiple transmit chains, EIRP calculation could be following as methods: $P_{total} = P_1 + P_2 + \dots + P_n$ (calculated in linear unit [mW] and transfer to log unit [dBm]) $EIRP_{total} = P_{total} + DG$ 	

3.3.4 Test Setup



3.3.5 Test Result of Maximum Conducted Output Power

Refer as Appendix C



3.4 Peak Power Spectral Density

3.4.1 Peak Power Spectral Density Limit

Peak Power Spectral Density Limit	
UNII Devices	
<input checked="" type="checkbox"/> For the 5.15-5.25 GHz band:	
	<ul style="list-style-type: none"> ▪ Outdoor AP: the peak power spectral density (PPSD) shall not exceed the lesser of 17dBm/MHz. If $G_{TX} > 6$ dBi, then $P_{Out} = 17 - (G_{TX} - 6)$. ▪ Indoor AP: the peak power spectral density (PPSD) shall not exceed the lesser of 17dBm/MHz. If $G_{TX} > 6$ dBi, then $P_{Out} = 17 - (G_{TX} - 6)$. ▪ Point-to-point AP: the peak power spectral density (PPSD) shall not exceed the lesser of 17dBm/MHz. If $G_{TX} > 23$ dBi, then $P_{Out} = 17 - (G_{TX} - 23)$. ▪ Mobile or Portable Client: the peak power spectral density (PPSD) ≤ 11 dBm/MHz. If $G_{TX} > 6$ dBi, then $PPSD = 11 - (G_{TX} - 6)$.
<input type="checkbox"/> For the 5.25-5.35 GHz band, the peak power spectral density (PPSD) ≤ 11 dBm/MHz. If $G_{TX} > 6$ dBi, then $PPSD = 11 - (G_{TX} - 6)$.	
<input type="checkbox"/> For the 5.47-5.725 GHz band, the peak power spectral density (PPSD) ≤ 11 dBm/MHz. If $G_{TX} > 6$ dBi, then $PPSD = 11 - (G_{TX} - 6)$.	
<input checked="" type="checkbox"/> For the 5.725-5.85 GHz band:	
	<ul style="list-style-type: none"> ▪ Point-to-multipoint systems (P2M): the peak power spectral density (PPSD) ≤ 30 dBm/500kHz. If $G_{TX} > 6$ dBi, then $PPSD = 30 - (G_{TX} - 6)$. ▪ Point-to-point systems (P2P): the peak power spectral density (PPSD) ≤ 30 dBm/500kHz.
LE-LAN Devices	
<input type="checkbox"/> For the 5.15-5.25 GHz band, the e.i.r.p. peak power spectral density (PPSD) ≤ 10 dBm/MHz.	
<input type="checkbox"/> For the 5.25-5.35 GHz band, the peak power spectral density (PPSD) ≤ 11 dBm/MHz.	
	<ul style="list-style-type: none"> ▪ e.i.r.p. greater than 200 mW shall comply with the following e.i.r.p. at different elevations, where θ is the angle above the local horizontal plane (of the Earth) as shown below: -13 dBW/MHz for $0^\circ \leq \theta < 8^\circ$; -13 - 0.716 ($\theta-8$) dBW/MHz for $8^\circ \leq \theta < 40^\circ$ -35.9 - 1.22 ($\theta-40$) dBW/MHz for $40^\circ \leq \theta \leq 45^\circ$; -42 dBW/MHz for $\theta > 45^\circ$
<input type="checkbox"/> For the 5.47-5.6 GHz band and 5.65-5.725 GHz band, the peak power spectral density (PPSD) ≤ 11 dBm/MHz.	
<input type="checkbox"/> For the 5.725-5.85 GHz band:	
	<ul style="list-style-type: none"> ▪ Point-to-multipoint systems (P2M): the peak power spectral density (PPSD) ≤ 30 dBm/500kHz. If $G_{TX} > 6$ dBi, then $PPSD = 30 - (G_{TX} - 6)$. ▪ Point-to-point systems (P2P): the peak power spectral density (PPSD) ≤ 30 dBm/500kHz.
PPSD = peak power spectral density that he same method as used to determine the conducted output power shall be used to determine the power spectral density. And power spectral density in dBm/MHz G_{TX} = the maximum transmitting antenna directional gain in dBi.	

3.4.2 Measuring Instruments

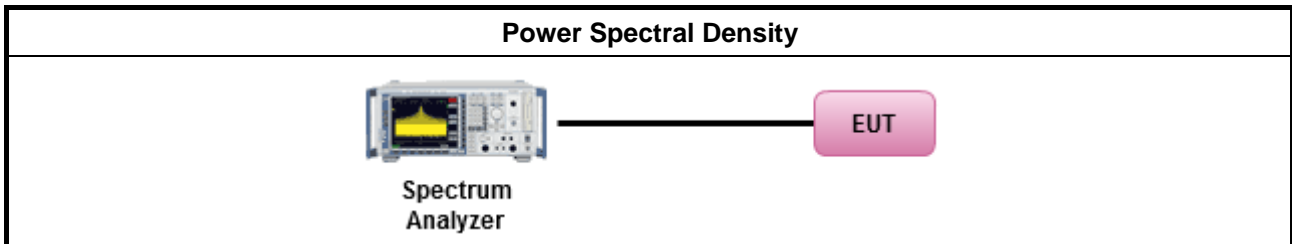
Refer a test equipment and calibration data table in this test report.



3.4.3 Test Procedures

Test Method	
<ul style="list-style-type: none"> ▪ Peak power spectral density procedures that the same method as used to determine the conducted output power shall be used to determine the peak power spectral density and use the peak search function on the spectrum analyzer to find the peak of the spectrum. For the peak power spectral density shall be measured using below options: 	
<input type="checkbox"/>	Refer as FCC KDB 789033, F5) power spectral density can be measured using resolution bandwidths < 1 MHz provided that the results are integrated over 1 MHz bandwidth
[duty cycle ≥ 98% or external video / power trigger]	
<input checked="" type="checkbox"/>	Refer as FCC KDB 789033, clause E Method SA-1 (spectral trace averaging).
<input type="checkbox"/>	Refer as FCC KDB 789033, clause E Method SA-1 Alt. (RMS detection with slow sweep speed)
duty cycle < 98% and average over on/off periods with duty factor	
<input checked="" type="checkbox"/>	Refer as FCC KDB 789033, clause E Method SA-2 (spectral trace averaging).
<input type="checkbox"/>	Refer as FCC KDB 789033, clause E Method SA-2 Alt. (RMS detection with slow sweep speed)
<ul style="list-style-type: none"> ▪ For conducted measurement. 	
<ul style="list-style-type: none"> ▪ If the EUT supports multiple transmit chains using options given below: 	
<input checked="" type="checkbox"/>	Option 1: Measure and sum the spectra across the outputs. Refer as FCC KDB 662911, In-band power spectral density (PSD). Sample all transmit ports simultaneously using a spectrum analyzer for each transmit port. Where the trace bin-by-bin of each transmit port summing can be performed. (i.e., in the first spectral bin of output 1 is summed with that in the first spectral bin of output 2 and that from the first spectral bin of output 3, and so on up to the NTX output to obtain the value for the first frequency bin of the summed spectrum.). Add up the amplitude (power) values for the different transmit chains and use this as the new data trace.
<input type="checkbox"/>	Option 2: Measure and sum spectral maxima across the outputs. With this technique, spectra are measured at each output of the device at the required resolution bandwidth. The maximum value (peak) of each spectrum is determined. These maximum values are then summed mathematically in linear power units across the outputs. These operations shall be performed separately over frequency spans that have different out-of-band or spurious emission limits,
<input type="checkbox"/>	Option 3: Measure and add 10 log(N) dB, where N is the number of transmit chains. Refer as FCC KDB 662911, In-band power spectral density (PSD). Performed at each transmit chains and each transmit chains shall be compared with the limit have been reduced with 10 log(N). Or each transmit chains shall be add 10 log(N) to compared with the limit.
<ul style="list-style-type: none"> ▪ If multiple transmit chains, EIRP PPSD calculation could be following as methods: $PPSD_{total} = PPSD_1 + PPSD_2 + \dots + PPSD_n$ (calculated in linear unit [mW] and transfer to log unit [dBm]) $EIRP_{total} = PPSD_{total} + DG$ 	

3.4.4 Test Setup



3.4.5 Test Result of Peak Power Spectral Density

Refer as Appendix D



3.5 Unwanted Emissions

3.5.1 Transmitter Unwanted Emissions Limit

Unwanted emissions below 1 GHz and restricted band emissions above 1GHz limit			
Frequency Range (MHz)	Field Strength (uV/m)	Field Strength (dBuV/m)	Measure Distance (m)
0.009~0.490	2400/F(kHz)	48.5 - 13.8	300
0.490~1.705	24000/F(kHz)	33.8 - 23	30
1.705~30.0	30	29	30
30~88	100	40	3
88~216	150	43.5	3
216~960	200	46	3
Above 960	500	54	3

Note 1: Test distance for frequencies at or above 30 MHz, measurements may be performed at a distance other than the limit distance provided they are not performed in the near field and the emissions to be measured can be detected by the measurement equipment. When performing measurements at a distance other than that specified, the results shall be extrapolated to the specified distance using an extrapolation factor of 20 dB/decade (inverse of linear distance for field-strength measurements, inverse of linear distance-squared for power-density measurements).

Note 2: Test distance for frequencies at below 30 MHz, measurements may be performed at a distance closer than the EUT limit distance; however, an attempt should be made to avoid making measurements in the near field. When performing measurements below 30 MHz at a closer distance than the limit distance, the results shall be extrapolated to the specified distance by either making measurements at a minimum of two or more distances on at least one radial to determine the proper extrapolation factor or by using the square of an inverse linear distance extrapolation factor (40 dB/decade). The test report shall specify the extrapolation method used to determine compliance of the EUT.

Note 3: Using the distance of 1m during the test for above 18 GHz, and the test value to correct for the distance factor at 3m.

Un-restricted band emissions above 1GHz Limit	
Operating Band	Limit
<input checked="" type="checkbox"/> 5.15 - 5.25 GHz	e.i.r.p. -27 dBm [68.2 dBuV/m@3m]
<input type="checkbox"/> 5.25 - 5.35 GHz	e.i.r.p. -27 dBm [68.2 dBuV/m@3m]
<input type="checkbox"/> 5.47 - 5.725 GHz	e.i.r.p. -27 dBm [68.2 dBuV/m@3m]
<input checked="" type="checkbox"/> 5.725 - 5.85 GHz	all emissions shall be limited to a level of -27 dBm/MHz at 75 MHz or more above or below the band edge increasing linearly to 10 dBm/MHz at 25 MHz above or below the band edge, and from 25 MHz above or below the band edge increasing linearly to a level of 15.6 dBm/MHz at 5 MHz above or below the band edge, and from 5 MHz above or below the band edge increasing linearly to a level of 27 dBm/MHz at the band edge.

Note 1: Measurements may be performed at a distance other than the limit distance provided they are not performed in the near field and the emissions to be measured can be detected by the measurement equipment. When performing measurements at a distance other than that specified, the results shall be extrapolated to the specified distance using an extrapolation factor of 20 dB/decade (inverse of



linear distance for field-strength measurements, inverse of linear distance-squared for power-density measurements).

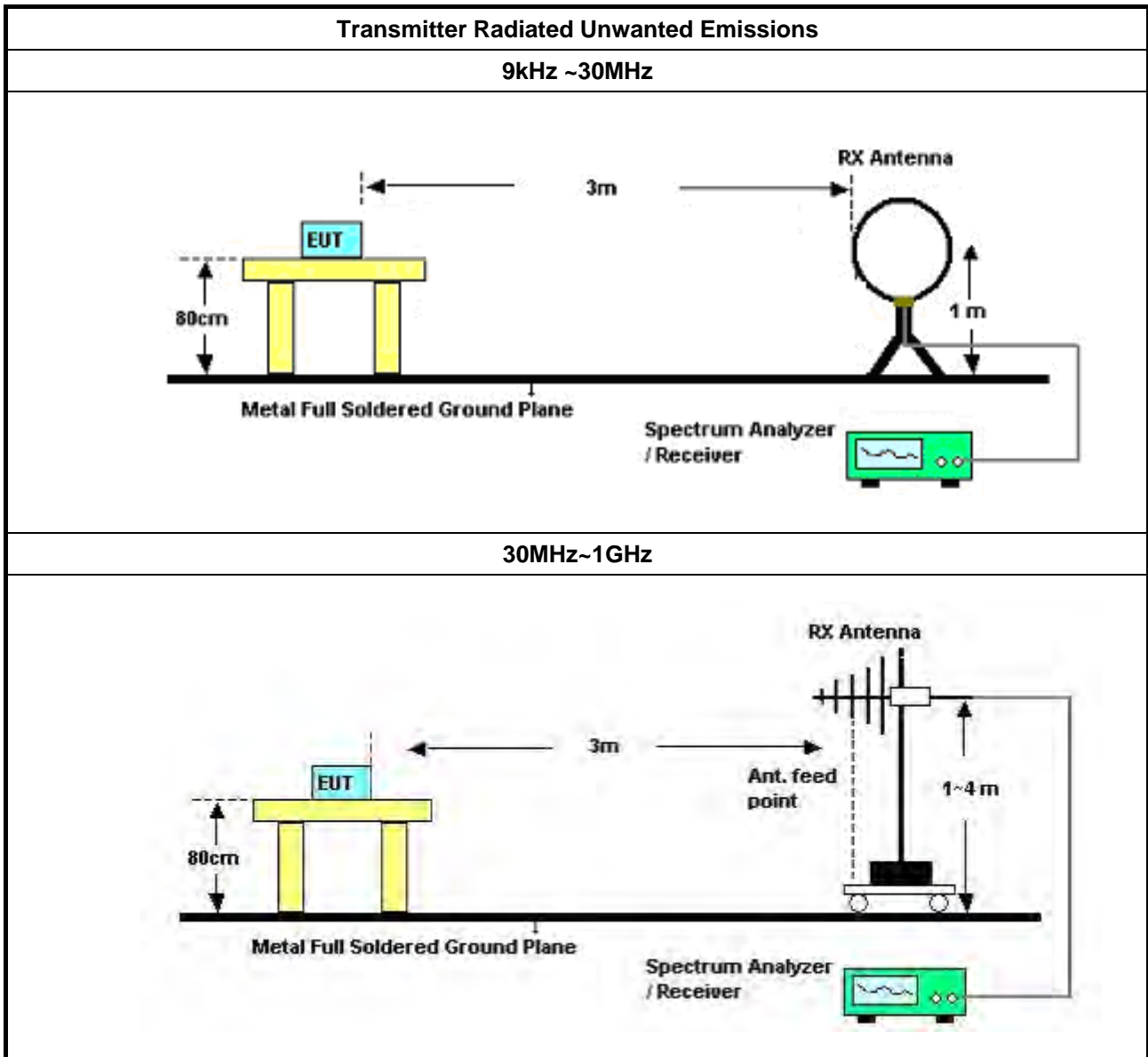
3.5.2 Measuring Instruments

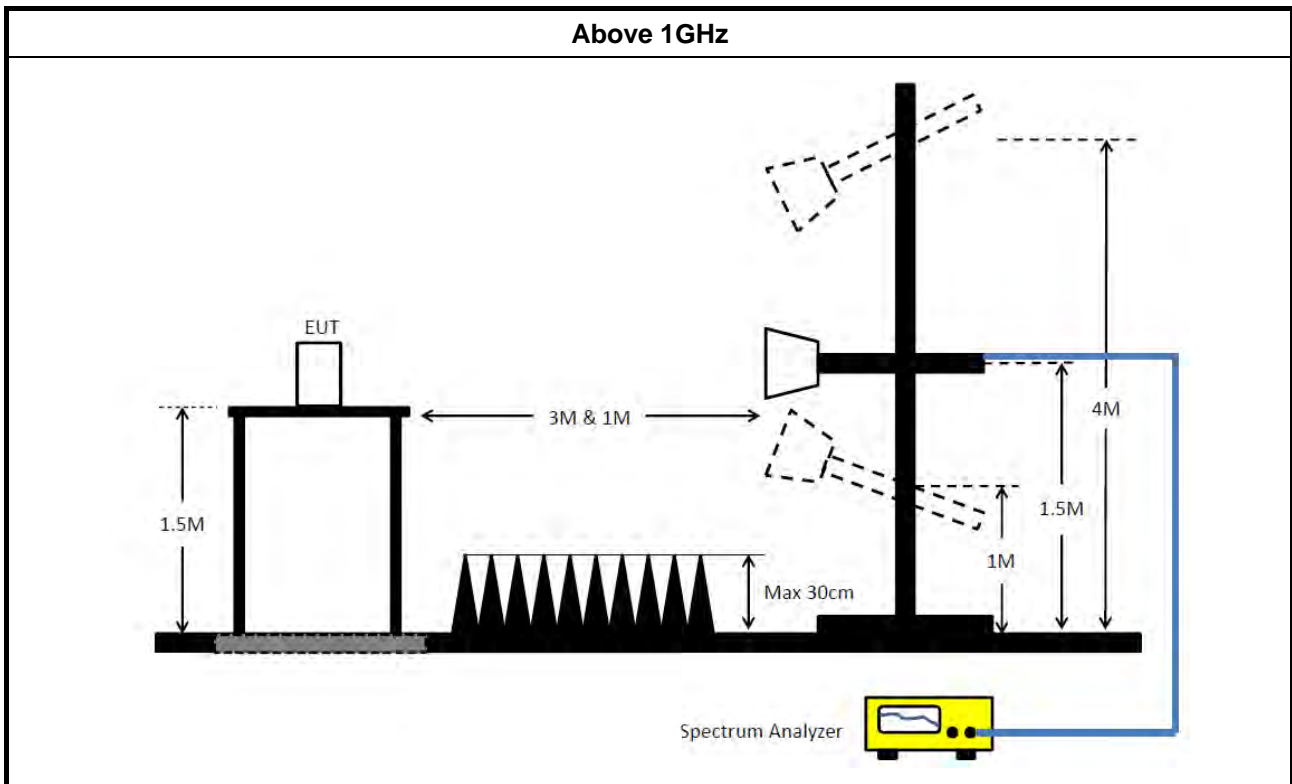
Refer a test equipment and calibration data table in this test report.

3.5.3 Test Procedures

Test Method	
	<ul style="list-style-type: none"> ▪ Measurements may be performed at a distance other than the limit distance provided they are not performed in the near field and the emissions to be measured can be detected by the measurement equipment. Measurements shall not be performed at a distance greater than 30 m for frequencies above 30 MHz, unless it can be further demonstrated that measurements at a distance of 30 m or less are impractical. When performing measurements at a distance other than that specified, the results shall be extrapolated to the specified distance using an extrapolation factor of 20 dB/decade (inverse of linear distance for field-strength measurements, inverse of linear distance-squared for power-density measurements).
	<ul style="list-style-type: none"> ▪ The average emission levels shall be measured in [duty cycle ≥ 98 or duty factor].
	<ul style="list-style-type: none"> ▪ For the transmitter unwanted emissions shall be measured using following options below: <ul style="list-style-type: none"> ▪ Refer as FCC KDB 789033, clause G)2) for unwanted emissions into non-restricted bands. ▪ Refer as FCC KDB 789033, clause G)1) for unwanted emissions into restricted bands. <ul style="list-style-type: none"> <input type="checkbox"/> Refer as FCC KDB 789033, G)6) Method AD (Trace Averaging). <input checked="" type="checkbox"/> Refer as FCC KDB 789033, G)6) Method VB (Reduced VBW). <input type="checkbox"/> Refer as ANSI C63.10, clause 11.12.2.5.3 (Reduced VBW). VBW ≥ 1/T, where T is pulse time. <input type="checkbox"/> Refer as ANSI C63.10, clause 7.5 average value of pulsed emissions. <input checked="" type="checkbox"/> Refer as FCC KDB 789033, clause G)5) measurement procedure peak limit. <input type="checkbox"/> Refer as ANSI C63.10, clause 4.1.4.2.2 measurement procedure peak limit.
	<ul style="list-style-type: none"> ▪ For radiated measurement. <ul style="list-style-type: none"> ▪ Refer as ANSI C63.10, clause 6.4 for radiated emissions below 30 MHz and test distance is 3m. ▪ Refer as ANSI C63.10, clause 6.5 for radiated emissions 30 MHz to 1 GHz and test distance is 3m. ▪ Refer as ANSI C63.10, clause 6.6 for radiated emissions above 1GHz.
	<ul style="list-style-type: none"> ▪ The any unwanted emissions level shall not exceed the fundamental emission level.
	<ul style="list-style-type: none"> ▪ All amplitude of spurious emissions that are attenuated by more than 20 dB below the permissible value has no need to be reported.

3.5.4 Test Setup





3.5.5 Transmitter Unwanted Emissions (Below 30MHz)

There is a comparison data of both open-field test site and alternative test site - semi-Anechoic chamber according to KDB414788 Radiated Test Site, and the result came out very similar.

All amplitude of spurious emissions that are attenuated by more than 20 dB below the permissible value has no need to be reported.

The radiated emissions were investigated from 9 kHz or the lowest frequency generated within the device, up to the 10 harmonic or 40 GHz, whichever is appropriate.

3.5.6 Test Result of Transmitter Unwanted Emissions

Refer as Appendix E



4 Test Equipment and Calibration Data

Instrument	Manufacturer	Model No.	Serial No.	Characteristics	Calibration Date	Calibration Due Date	Remark
LISN	Schwarzbeck	NSLK 8127	8127650	9kHz ~ 30MHz	Nov. 21, 2018	Nov. 20, 2019	Conduction (CO02-CB)
LISN	Schwarzbeck	NSLK 8127	8127478	9kHz ~ 30MHz	Nov. 05, 2018	Nov. 04, 2019	Conduction (CO02-CB)
EMI Receiver	Agilent	N9038A	MY52260140	9kHz ~ 8.4GHz	Jan. 16, 2019	Jan. 15, 2020	Conduction (CO02-CB)
COND Cable	Woken	Cable	2	0.15MHz ~ 30MHz	Nov. 06, 2018	Nov. 05, 2019	Conduction (CO02-CB)
Software	Audix	E3	6.120210n	-	N.C.R.	N.C.R.	Conduction (CO02-CB)
Loop Antenna	Teseq	HLA 6120	24155	9kHz - 30 MHz	Mar. 29, 2019	Mar. 28, 2020	Radiation (03CH04-CB)
BILOG ANTENNA with 6 dB attenuator	Schaffner & Woken	CBL6112B & N-6-06	22021&AT-N06 07	30MHz ~ 1GHz	Oct. 12, 2018	Oct. 11, 2019	Radiation (03CH04-CB)
Pre-Amplifier	Agilent	310N	187291	0.1MHz ~ 1GHz	Mar. 19, 2019	Mar. 18, 2020	Radiation (03CH04-CB)
Spectrum Analyzer	R&S	FSP40	100142	9kHz~40GHz	Dec. 26, 2018	Dec. 25, 2019	Radiation (03CH04-CB)
EMI Test Receiver	R&S	ESCS	100359	9kHz ~ 2.75GHz	Jul. 03, 2018	Jul. 02, 2019	Radiation (03CH04-CB)
RF Cable-low	Woken	RG402	Low Cable-03+22	30MHz – 1GHz	Oct. 08, 2018	Oct. 07, 2019	Radiation (03CH04-CB)
Horn Antenna	SCHWARZBECK	BBHA9120D	9120D-1292	1GHz~18GHz	Jul. 20, 2018	Jul. 19, 2019	Radiation (03CH06-CB)
Horn Antenna	SCHWARZBECK	BBHA 9170	BBHA9170507	15GHz ~ 40GHz	Jun. 07, 2018	Jun. 06, 2019	Radiation (03CH06-CB)
Pre-Amplifier	Agilent	83017A	MY53270064	0.5GHz ~ 26.5GHz	May 09, 2018	May 08, 2019	Radiation (03CH06-CB)
Pre-Amplifier	Agilent	83017A	MY53270064	0.5GHz ~ 26.5GHz	May 08, 2019	May 07, 2020	Radiation (03CH06-CB)
Spectrum analyzer	R&S	FSP40	100080	9kHz~40GHz	Oct. 03, 2018	Oct. 02, 2019	Radiation (03CH06-CB)
RF Cable-high	HUBER+SUHNER	RG402	High Cable-05	1GHz~18GHz	Oct. 08, 2018	Oct. 07, 2019	Radiation (03CH06-CB)
RF Cable-high	HUBER+SUHNER	RG402	High Cable-05+24	1GHz~18GHz	Oct. 08, 2018	Oct. 07, 2019	Radiation (03CH06-CB)
RF Cable-high	Woken	RG402	High Cable-40G#1	18GHz ~ 40 GHz	Jul. 27, 2018	Jul. 26, 2019	Radiation (03CH06-CB)
RF Cable-high	Woken	RG402	High Cable-40G#2	18GHz ~ 40 GHz	Jul. 27, 2018	Jul. 26, 2019	Radiation (03CH06-CB)
Spectrum analyzer	R&S	FSV40	100979	9kHz~40GHz	Feb. 25, 2019	Feb. 24, 2020	Conducted (TH01-CB)
RF Cable-high	Woken	RG402	High Cable-06	1 GHz – 26.5 GHz	Oct. 08, 2018	Oct. 07, 2019	Conducted (TH01-CB)



Instrument	Manufacturer	Model No.	Serial No.	Characteristics	Calibration Date	Calibration Due Date	Remark
RF Cable-high	Woken	RG402	High Cable-07	1 GHz ~26.5 GHz	Oct. 08, 2018	Oct. 07, 2019	Conducted (TH01-CB)
RF Cable-high	Woken	RG402	High Cable-08	1 GHz ~26.5 GHz	Oct. 08, 2018	Oct. 07, 2019	Conducted (TH01-CB)
RF Cable-high	Woken	RG402	High Cable-09	1 GHz ~26.5 GHz	Oct. 08, 2018	Oct. 07, 2019	Conducted (TH01-CB)
RF Cable-high	Woken	RG402	High Cable-10	1 GHz ~26.5 GHz	Oct. 08, 2018	Oct. 07, 2019	Conducted (TH01-CB)
RF Cable-high	Woken	RG402	High Cable-28	1 GHz ~26.5 GHz	Nov. 19, 2018	Nov. 18, 2019	Conducted (TH01-CB)
Power Sensor	Agilent	E9327A	US40442088	50MHz~18GHz	Jan. 15, 2019	Jan. 14, 2020	Conducted (TH01-CB)
Power Meter	Agilent	E4416A	GB41291199	50MHz~18GHz	Jan. 15, 2019	Jan. 14, 2020	Conducted (TH01-CB)

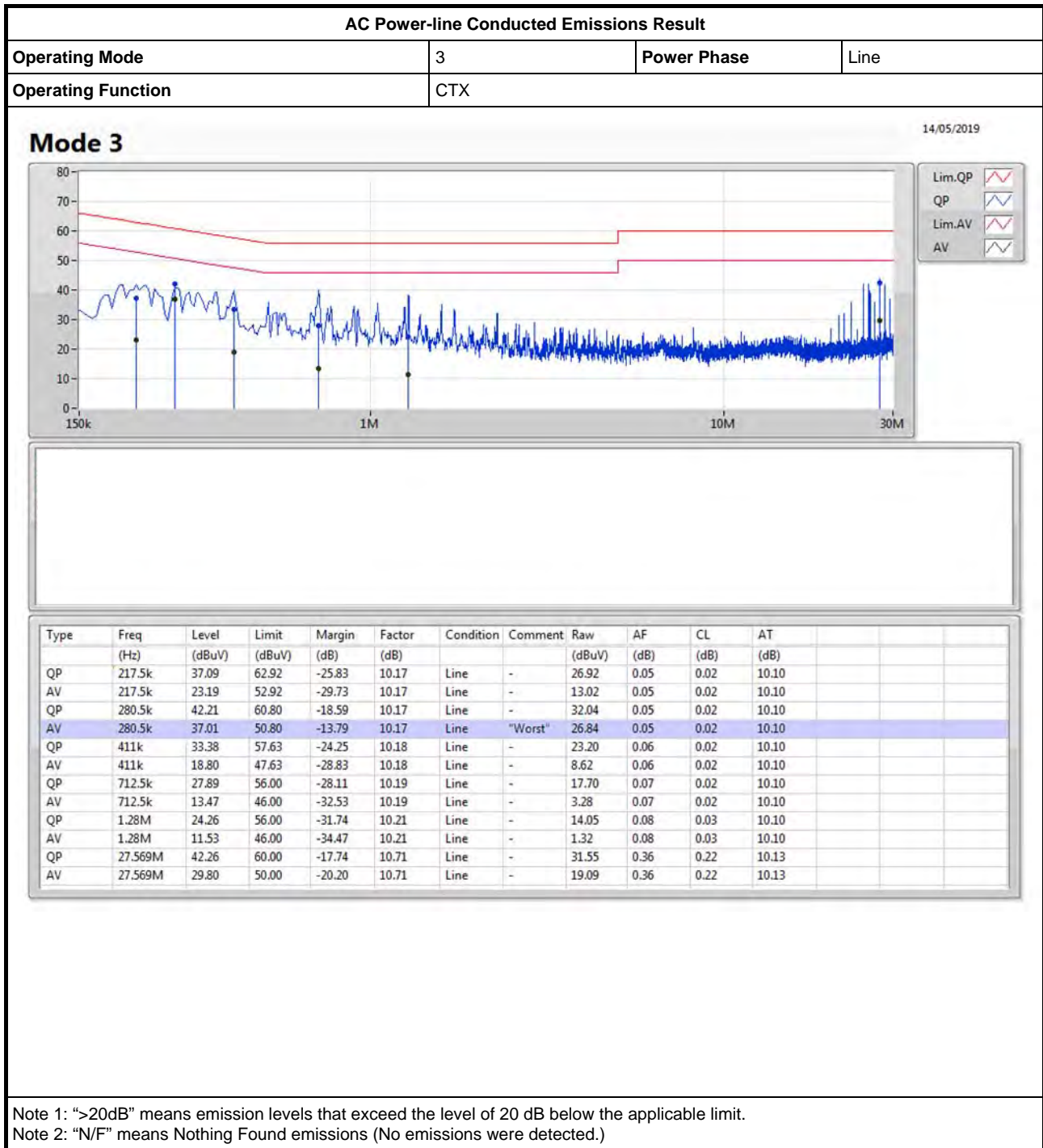
Note: Calibration Interval of instruments listed above is one year.

N.C.R. means Non-Calibration required.



AC Power-line Conducted Emissions Result

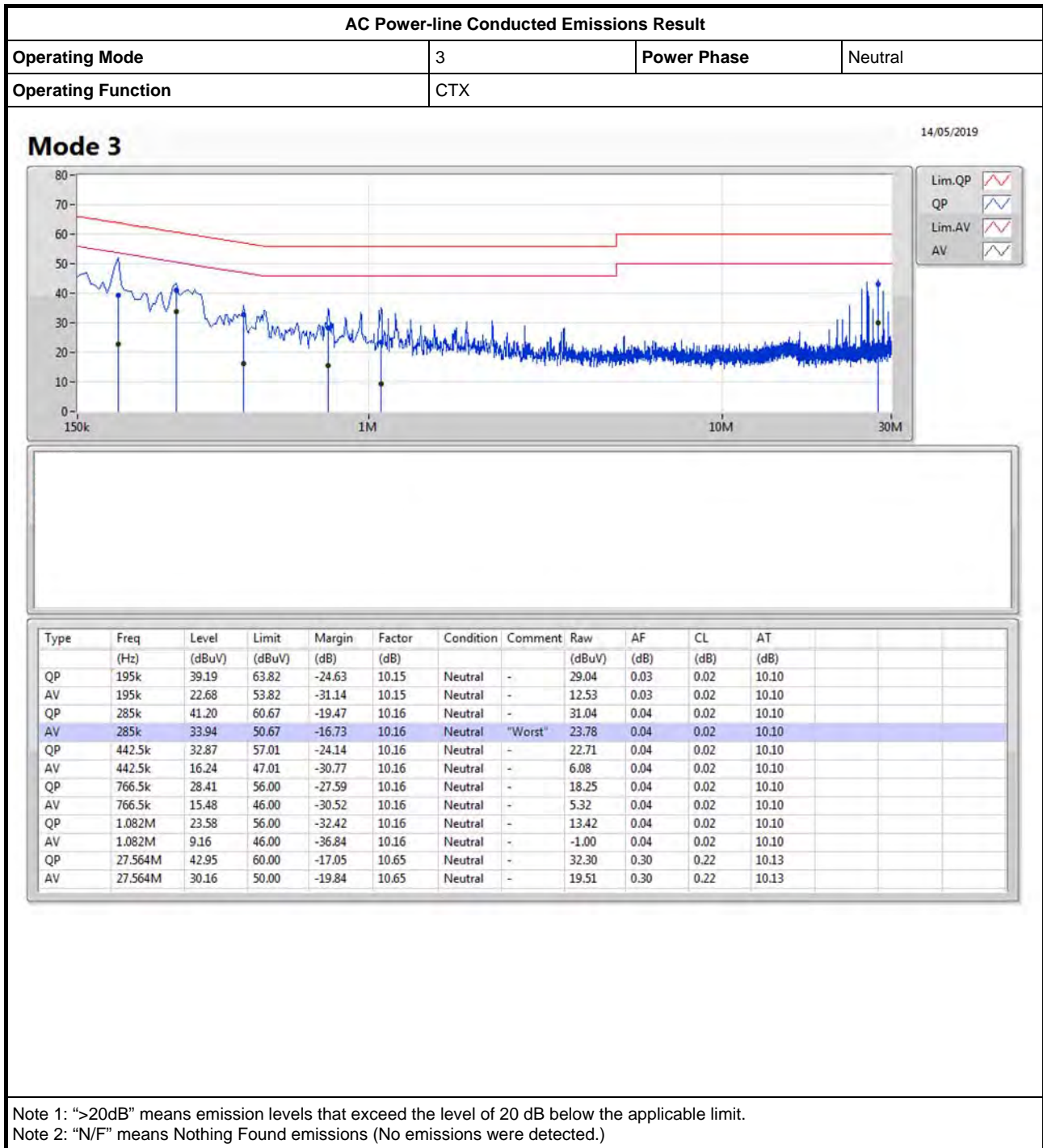
Appendix A





AC Power-line Conducted Emissions Result

Appendix A





Summary

Mode	Max-N dB (Hz)	Max-OBW (Hz)	ITU-Code	Min-N dB (Hz)	Min-OBW (Hz)
5.15-5.25GHz	-	-	-	-	-
802.11a_Nss1,(6Mbps)_4TX	42.025M	17.716M	17M7D1D	22.275M	16.592M
802.11ac VHT20_Nss1,(MCS0)_4TX	43.95M	20.89M	20M9D1D	21.5M	17.741M
802.11ax HEW20_Nss1,(MCS0)_4TX	44.85M	20.665M	20M7D1D	21.4M	18.966M
802.11ac VHT40_Nss1,(MCS0)_4TX	73.65M	36.482M	36M5D1D	39.65M	36.232M
802.11ax HEW40_Nss1,(MCS0)_4TX	61.75M	37.831M	37M8D1D	39.85M	37.481M
802.11ac VHT80_Nss1,(MCS0)_4TX	81.9M	75.862M	75M9D1D	81.2M	75.562M
802.11ax HEW80_Nss1,(MCS0)_4TX	82.2M	77.261M	77M3D1D	81.6M	76.862M
802.11ac VHT20-BF_Nss1,(MCS0)_4TX	43.2M	18.591M	18M6D1D	22.8M	17.766M
802.11ax HEW20-BF_Nss1,(MCS0)_4TX	42.35M	19.515M	19M5D1D	23.15M	18.991M
802.11ac VHT40-BF_Nss1,(MCS0)_4TX	77.1M	36.582M	36M6D1D	39.75M	36.182M
802.11ax HEW40-BF_Nss1,(MCS0)_4TX	70.1M	38.031M	38M0D1D	39.8M	37.531M
802.11ac VHT80-BF_Nss1,(MCS0)_4TX	81.6M	75.762M	75M8D1D	81.1M	75.562M
802.11ax HEW80-BF_Nss1,(MCS0)_4TX	82.3M	77.061M	77M1D1D	81.6M	76.762M
5.725-5.85GHz	-	-	-	-	-
802.11a_Nss1,(6Mbps)_4TX	16.35M	16.667M	16M7D1D	16.3M	16.567M
802.11ac VHT20_Nss1,(MCS0)_4TX	17.6M	18.291M	18M3D1D	17.55M	17.791M
802.11ax HEW20_Nss1,(MCS0)_4TX	18.95M	19.09M	19M1D1D	18.725M	18.966M
802.11ac VHT40_Nss1,(MCS0)_4TX	36.35M	37.231M	37M2D1D	36.3M	36.382M
802.11ax HEW40_Nss1,(MCS0)_4TX	37.6M	38.181M	38M2D1D	36.9M	37.681M
802.11ac VHT80_Nss1,(MCS0)_4TX	75.7M	75.862M	75M9D1D	75.1M	75.662M
802.11ax HEW80_Nss1,(MCS0)_4TX	76.1M	77.361M	77M4D1D	75.4M	77.161M
802.11ac VHT20-BF_Nss1,(MCS0)_4TX	17.6M	17.841M	17M8D1D	17.55M	17.741M
802.11ax HEW20-BF_Nss1,(MCS0)_4TX	19.025M	19.04M	19M0D1D	18.7M	18.941M
802.11ac VHT40-BF_Nss1,(MCS0)_4TX	36.35M	36.482M	36M5D1D	35.75M	36.282M
802.11ax HEW40-BF_Nss1,(MCS0)_4TX	37.55M	37.731M	37M7D1D	36.8M	37.631M
802.11ac VHT80-BF_Nss1,(MCS0)_4TX	75.7M	75.862M	75M9D1D	75.1M	75.762M
802.11ax HEW80-BF_Nss1,(MCS0)_4TX	77.2M	77.361M	77M4D1D	75.4M	77.061M

Max-N dB = Maximum 6dB down bandwidth for 5.725-5.85GHz band / Maximum 26dB down bandwidth for other band;

Max-OBW = Maximum 99% occupied bandwidth;

Min-N dB = Minimum 6dB down bandwidth for 5.725-5.85GHz band / Maximum 26dB down bandwidth for other band;

Min-OBW = Minimum 99% occupied bandwidth;



EBW Result

Appendix B

Result

Mode	Result	Limit (Hz)	Port 1-N dB (Hz)	Port 1-OBW (Hz)	Port 2-N dB (Hz)	Port 2-OBW (Hz)	Port 3-N dB (Hz)	Port 3-OBW (Hz)	Port 4-N dB (Hz)	Port 4-OBW (Hz)
802.11a_Nss1,(6Mbps)_4TX	-	-	-	-	-	-	-	-	-	-
5180MHz	Pass	Inf	23.05M	16.617M	22.275M	16.592M	28.175M	16.642M	34.15M	16.667M
5200MHz	Pass	Inf	38.075M	16.717M	37.725M	16.892M	41.25M	17.291M	42.025M	17.716M
5240MHz	Pass	Inf	40.025M	16.817M	39M	16.992M	39.775M	16.867M	41.05M	17.316M
5745MHz	Pass	500k	16.325M	16.592M	16.325M	16.617M	16.325M	16.592M	16.35M	16.667M
5785MHz	Pass	500k	16.325M	16.617M	16.325M	16.592M	16.325M	16.567M	16.325M	16.617M
5825MHz	Pass	500k	16.35M	16.567M	16.3M	16.567M	16.325M	16.642M	16.35M	16.617M
802.11ac_VHT20_Nss1,(MCS0)_4TX	-	-	-	-	-	-	-	-	-	-
5180MHz	Pass	Inf	21.775M	17.766M	21.7M	17.741M	21.5M	17.741M	22.025M	17.791M
5200MHz	Pass	Inf	40.025M	17.991M	36.925M	17.991M	38.55M	18.366M	40.15M	18.516M
5240MHz	Pass	Inf	43.95M	18.916M	43.175M	18.516M	39.8M	18.591M	43.55M	20.89M
5745MHz	Pass	500k	17.6M	17.816M	17.6M	17.816M	17.575M	17.866M	17.575M	17.841M
5785MHz	Pass	500k	17.575M	17.816M	17.575M	17.816M	17.575M	17.841M	17.575M	17.916M
5825MHz	Pass	500k	17.55M	17.816M	17.575M	17.791M	17.575M	17.891M	17.575M	18.291M
802.11ax_HEW20_Nss1,(MCS0)_4TX	-	-	-	-	-	-	-	-	-	-
5180MHz	Pass	Inf	21.625M	18.966M	21.525M	18.991M	21.4M	18.991M	22.3M	18.991M
5200MHz	Pass	Inf	36.675M	19.09M	36.55M	19.065M	40.625M	19.215M	40.775M	19.215M
5240MHz	Pass	Inf	44.85M	19.49M	41.025M	19.34M	40.95M	19.24M	44.15M	20.665M
5745MHz	Pass	500k	18.9M	19.015M	18.9M	18.991M	18.875M	19.015M	18.8M	19.015M
5785MHz	Pass	500k	18.95M	18.966M	18.95M	19.015M	18.75M	19.04M	18.9M	19.04M
5825MHz	Pass	500k	18.925M	18.991M	18.85M	18.991M	18.825M	19.09M	18.725M	19.09M
802.11ac_VHT40_Nss1,(MCS0)_4TX	-	-	-	-	-	-	-	-	-	-
5190MHz	Pass	Inf	40.2M	36.282M	39.85M	36.232M	40.25M	36.232M	39.65M	36.282M
5230MHz	Pass	Inf	73.65M	36.382M	73.2M	36.482M	59.25M	36.282M	72.7M	36.482M
5755MHz	Pass	500k	36.3M	36.482M	36.3M	37.231M	36.3M	36.732M	36.3M	36.432M
5795MHz	Pass	500k	36.3M	36.382M	36.3M	36.882M	36.3M	36.632M	36.35M	36.532M
802.11ax_HEW40_Nss1,(MCS0)_4TX	-	-	-	-	-	-	-	-	-	-
5190MHz	Pass	Inf	40.2M	37.631M	39.85M	37.531M	40.05M	37.481M	40.15M	37.531M
5230MHz	Pass	Inf	55.55M	37.731M	53.4M	37.731M	54M	37.631M	61.75M	37.831M
5755MHz	Pass	500k	37.25M	37.681M	37.5M	38.181M	37.4M	38.031M	36.9M	37.781M
5795MHz	Pass	500k	37.2M	37.731M	37.3M	38.031M	37.6M	37.931M	37.5M	37.731M
802.11ac_VHT80_Nss1,(MCS0)_4TX	-	-	-	-	-	-	-	-	-	-
5210MHz	Pass	Inf	81.6M	75.562M	81.2M	75.662M	81.4M	75.562M	81.9M	75.862M
5775MHz	Pass	500k	75.1M	75.862M	75.7M	75.862M	75.3M	75.662M	75.5M	75.862M
802.11ax_HEW80_Nss1,(MCS0)_4TX	-	-	-	-	-	-	-	-	-	-
5210MHz	Pass	Inf	81.8M	76.862M	82.2M	77.261M	82M	77.161M	81.6M	76.962M
5775MHz	Pass	500k	76.1M	77.261M	75.4M	77.161M	76.1M	77.361M	75.9M	77.161M
802.11ac_VHT20-BF_Nss1,(MCS0)_4TX	-	-	-	-	-	-	-	-	-	-
5180MHz	Pass	Inf	24.825M	17.766M	22.8M	17.816M	27.6M	17.866M	27.425M	17.841M
5200MHz	Pass	Inf	31.775M	17.841M	31.475M	17.866M	30.7M	17.891M	25.2M	17.866M
5240MHz	Pass	Inf	43.2M	18.166M	35.65M	18.166M	35.45M	17.966M	41.125M	18.591M
5745MHz	Pass	500k	17.575M	17.816M	17.55M	17.766M	17.575M	17.841M	17.575M	17.816M



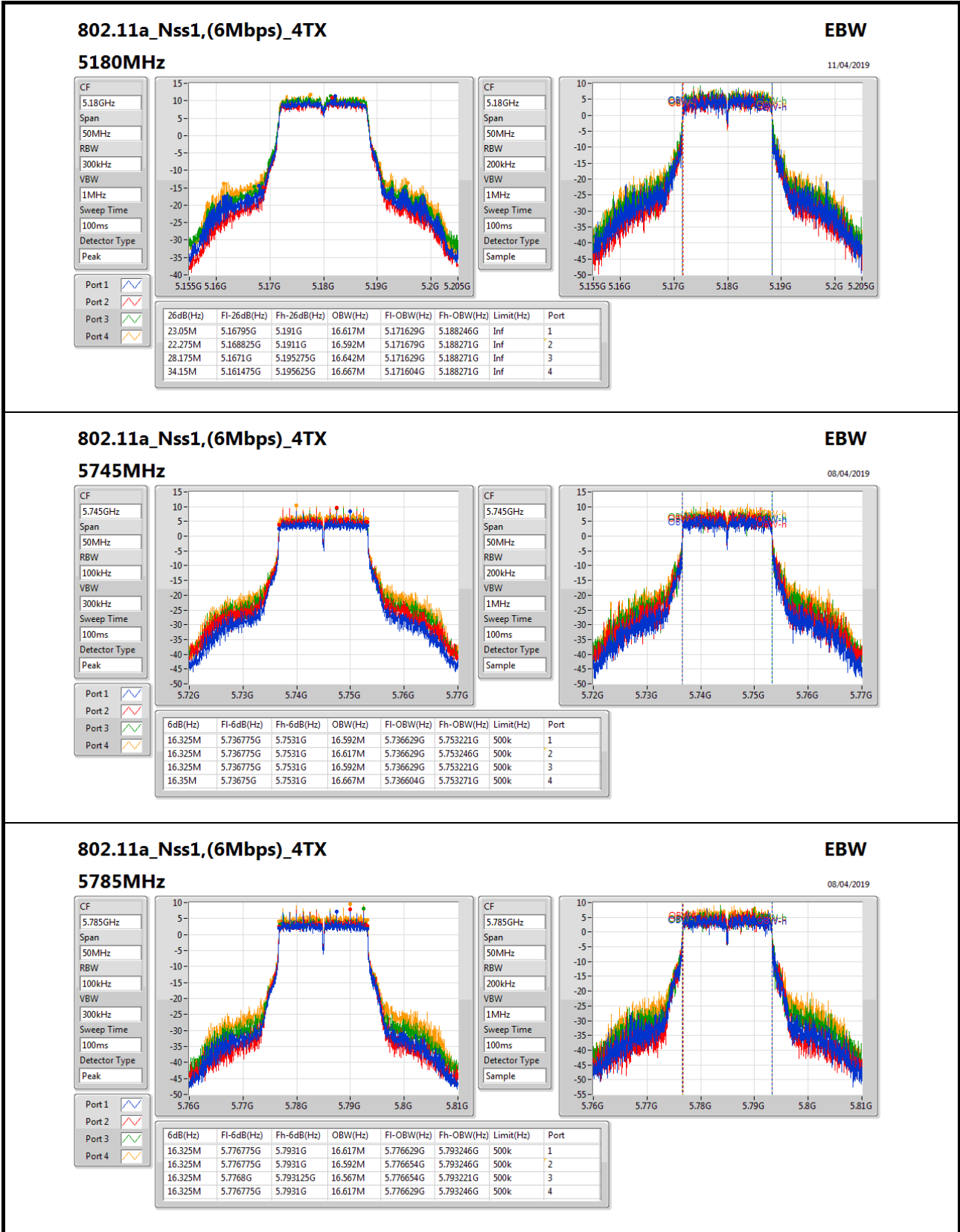
EBW Result

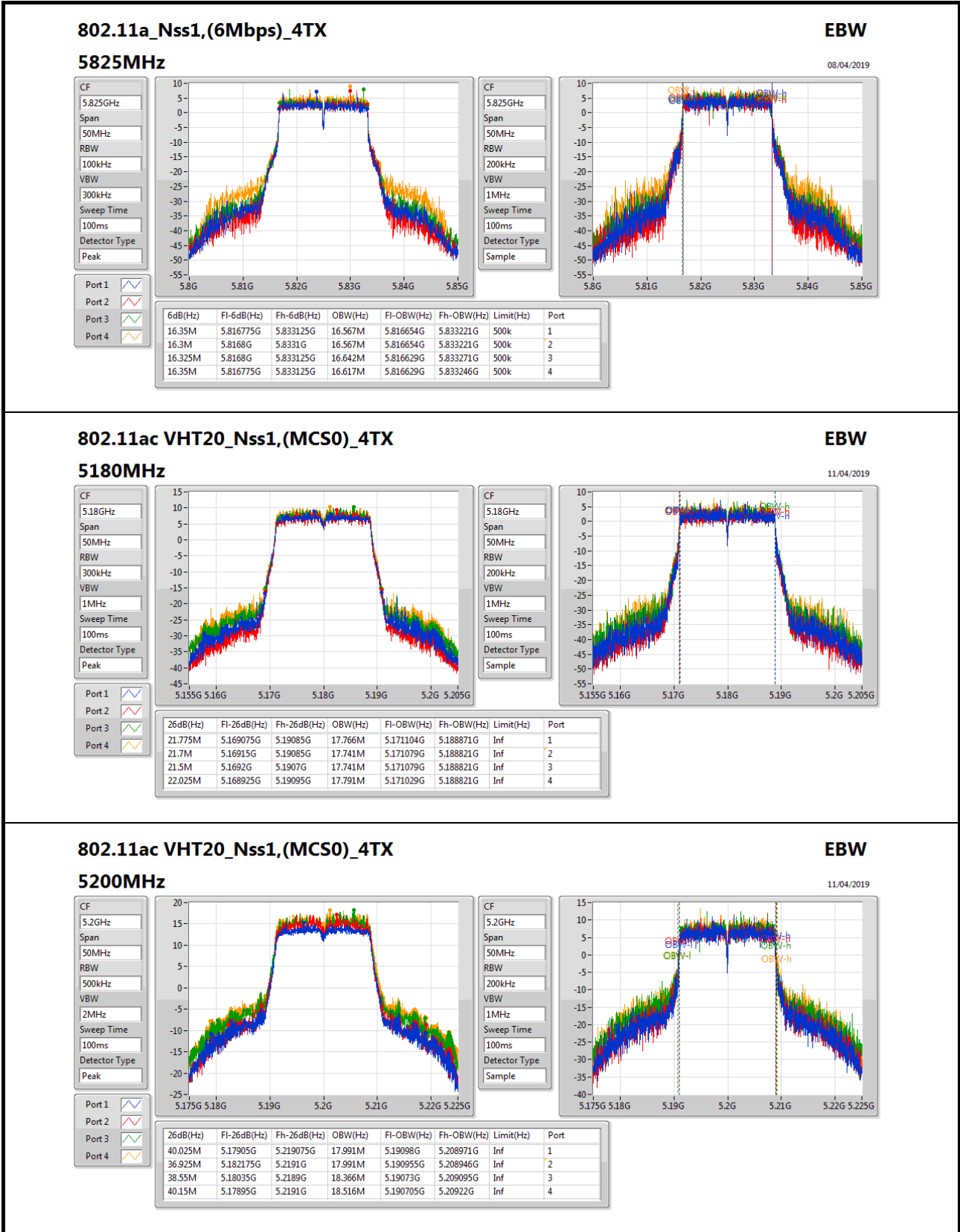
Appendix B

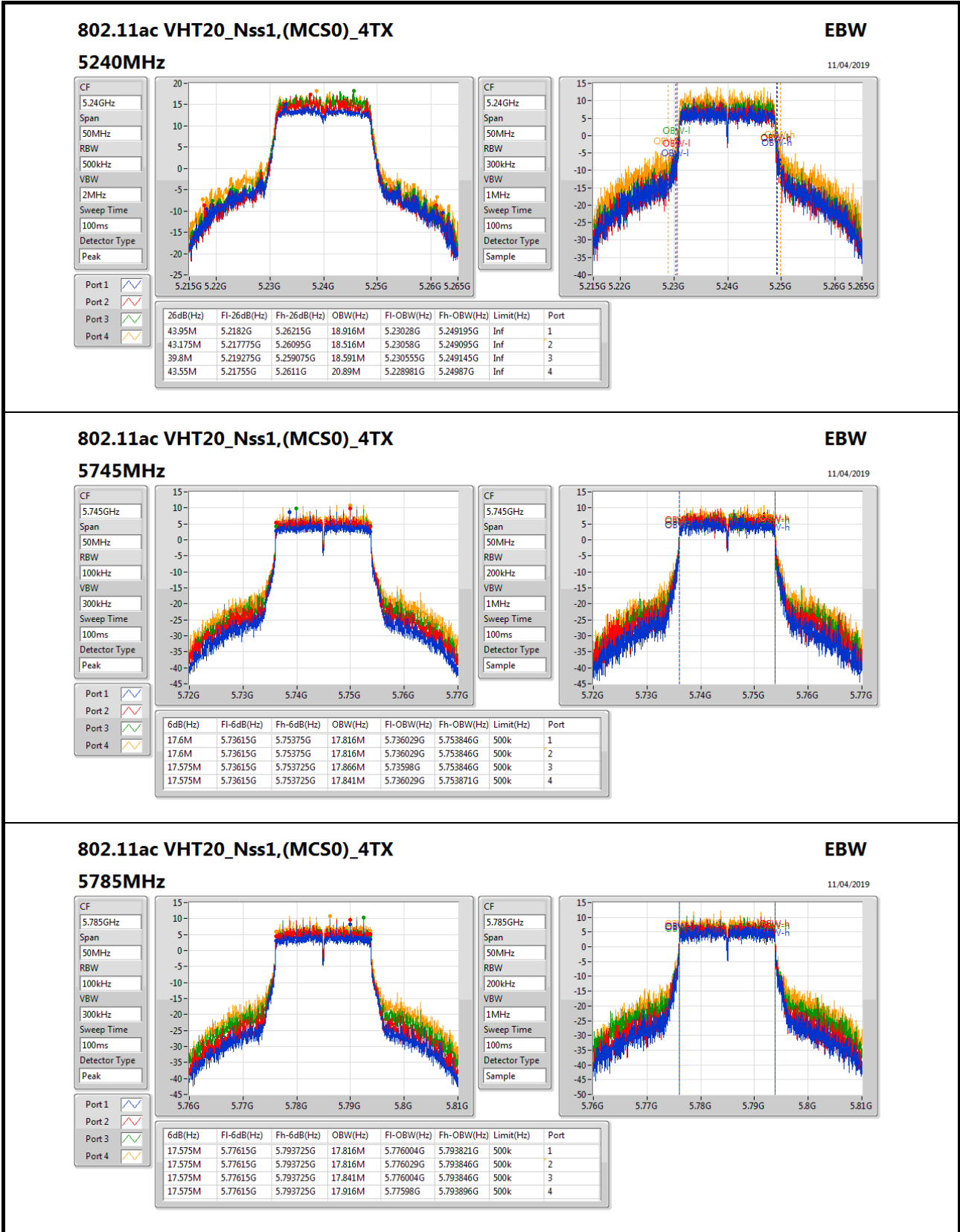
Mode	Result	Limit (Hz)	Port 1-N dB (Hz)	Port 1-OBW (Hz)	Port 2-N dB (Hz)	Port 2-OBW (Hz)	Port 3-N dB (Hz)	Port 3-OBW (Hz)	Port 4-N dB (Hz)	Port 4-OBW (Hz)
5785MHz	Pass	500k	17.55M	17.816M	17.575M	17.766M	17.575M	17.791M	17.575M	17.766M
5825MHz	Pass	500k	17.55M	17.766M	17.6M	17.741M	17.575M	17.741M	17.575M	17.791M
802.11ax HEW20-BF_Nss1,(MCS0)_4TX	-	-	-	-	-	-	-	-	-	-
5180MHz	Pass	Inf	31.5M	19.015M	23.15M	18.991M	34.75M	19.065M	36.2M	19.04M
5200MHz	Pass	Inf	36.575M	19.065M	27.85M	19.04M	38.775M	19.065M	39.4M	19.09M
5240MHz	Pass	Inf	36.575M	19.215M	41.025M	19.215M	37.325M	19.04M	42.35M	19.515M
5745MHz	Pass	500k	18.95M	18.991M	18.95M	18.991M	18.825M	18.991M	18.925M	18.991M
5785MHz	Pass	500k	18.925M	18.941M	18.875M	18.991M	18.7M	18.991M	18.85M	18.966M
5825MHz	Pass	500k	19.025M	18.966M	18.925M	19.04M	18.725M	18.991M	18.875M	18.991M
802.11ac VHT40-BF_Nss1,(MCS0)_4TX	-	-	-	-	-	-	-	-	-	-
5190MHz	Pass	Inf	40.25M	36.282M	39.8M	36.182M	39.9M	36.282M	39.75M	36.282M
5230MHz	Pass	Inf	77.1M	36.582M	74.6M	36.532M	69.95M	36.482M	73.6M	36.582M
5755MHz	Pass	500k	36.25M	36.282M	36.3M	36.482M	36.35M	36.482M	36.35M	36.282M
5795MHz	Pass	500k	35.75M	36.432M	36.3M	36.432M	36.3M	36.432M	36.3M	36.382M
802.11ax HEW40-BF_Nss1,(MCS0)_4TX	-	-	-	-	-	-	-	-	-	-
5190MHz	Pass	Inf	40.1M	37.581M	39.8M	37.531M	40.05M	37.581M	40.1M	37.581M
5230MHz	Pass	Inf	63.6M	37.831M	63.6M	37.831M	47.85M	37.631M	70.1M	38.031M
5755MHz	Pass	500k	37.5M	37.631M	36.8M	37.681M	36.85M	37.731M	37.5M	37.681M
5795MHz	Pass	500k	37.55M	37.731M	36.8M	37.631M	36.8M	37.731M	37.55M	37.631M
802.11ac VHT80-BF_Nss1,(MCS0)_4TX	-	-	-	-	-	-	-	-	-	-
5210MHz	Pass	Inf	81.6M	75.562M	81.1M	75.762M	81.2M	75.762M	81.6M	75.562M
5775MHz	Pass	500k	75.1M	75.762M	75.3M	75.862M	75.1M	75.862M	75.7M	75.762M
802.11ax HEW80-BF_Nss1,(MCS0)_4TX	-	-	-	-	-	-	-	-	-	-
5210MHz	Pass	Inf	81.9M	76.962M	82.3M	77.061M	81.6M	76.762M	81.6M	76.962M
5775MHz	Pass	500k	76.6M	77.061M	76.9M	77.261M	75.4M	77.361M	77.2M	77.161M

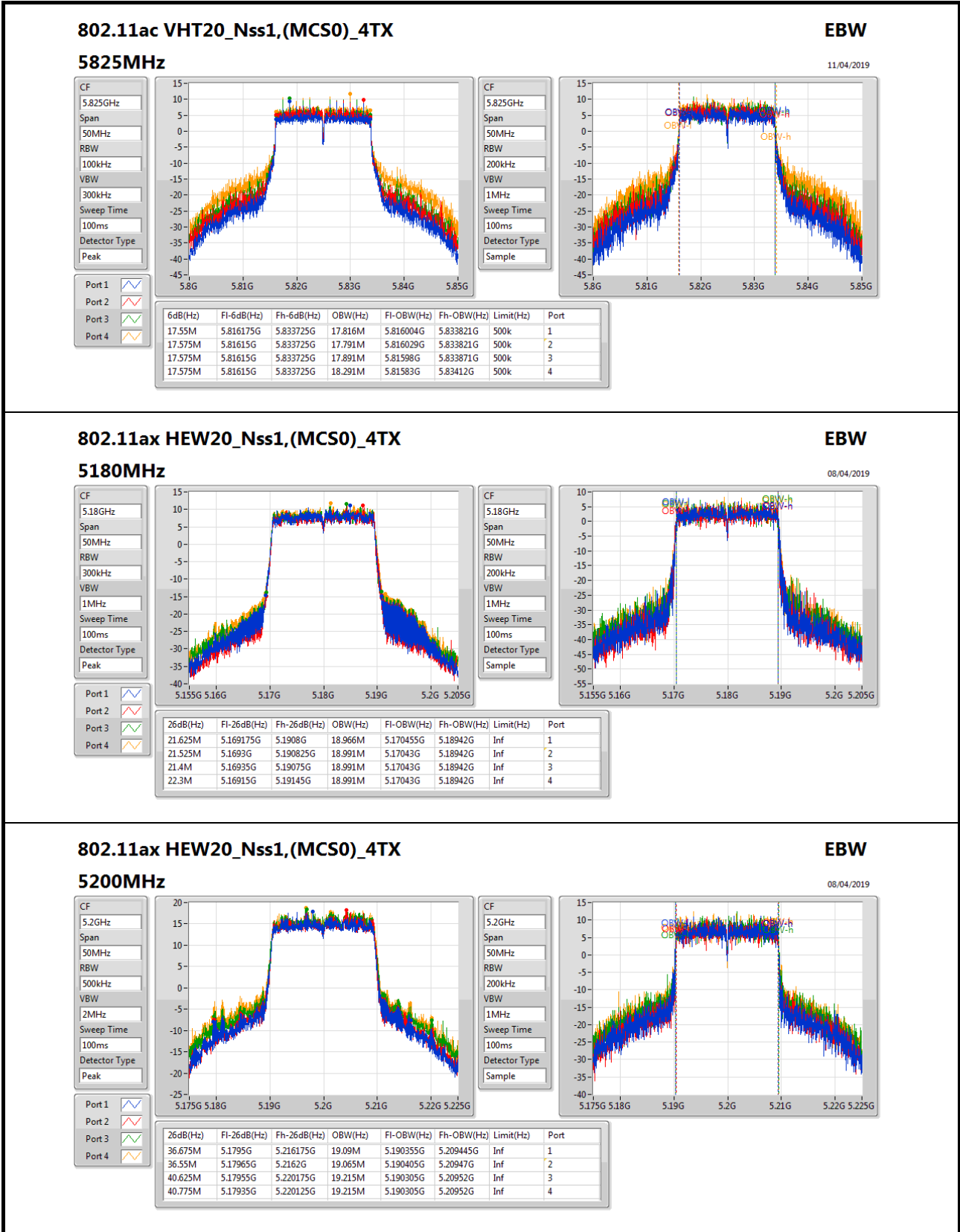
Port X-N dB = Port X 6dB down bandwidth for 5.725-5.85GHz band / 26dB down bandwidth for other band

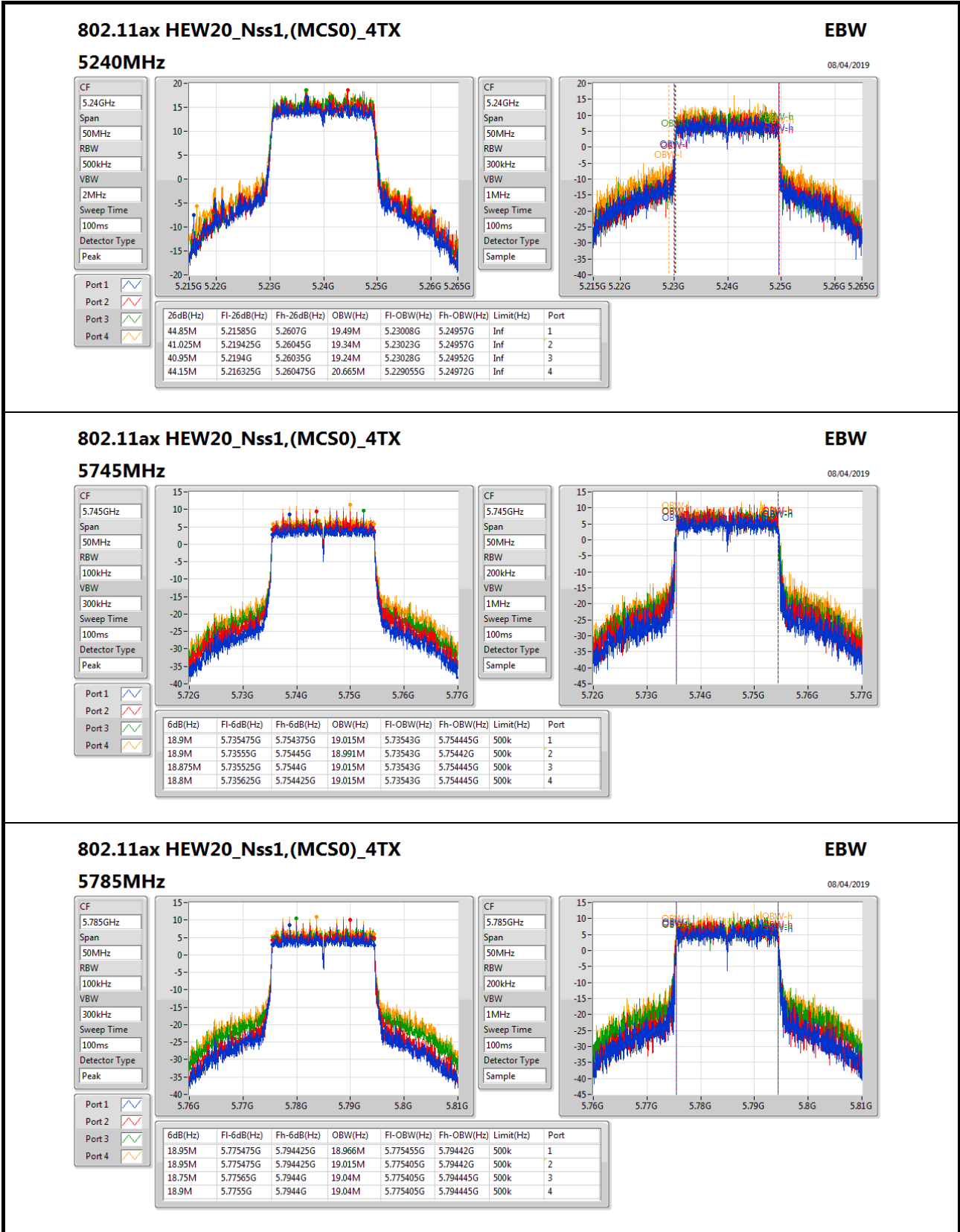
Port X-OBW = Port X 99% occupied bandwidth;

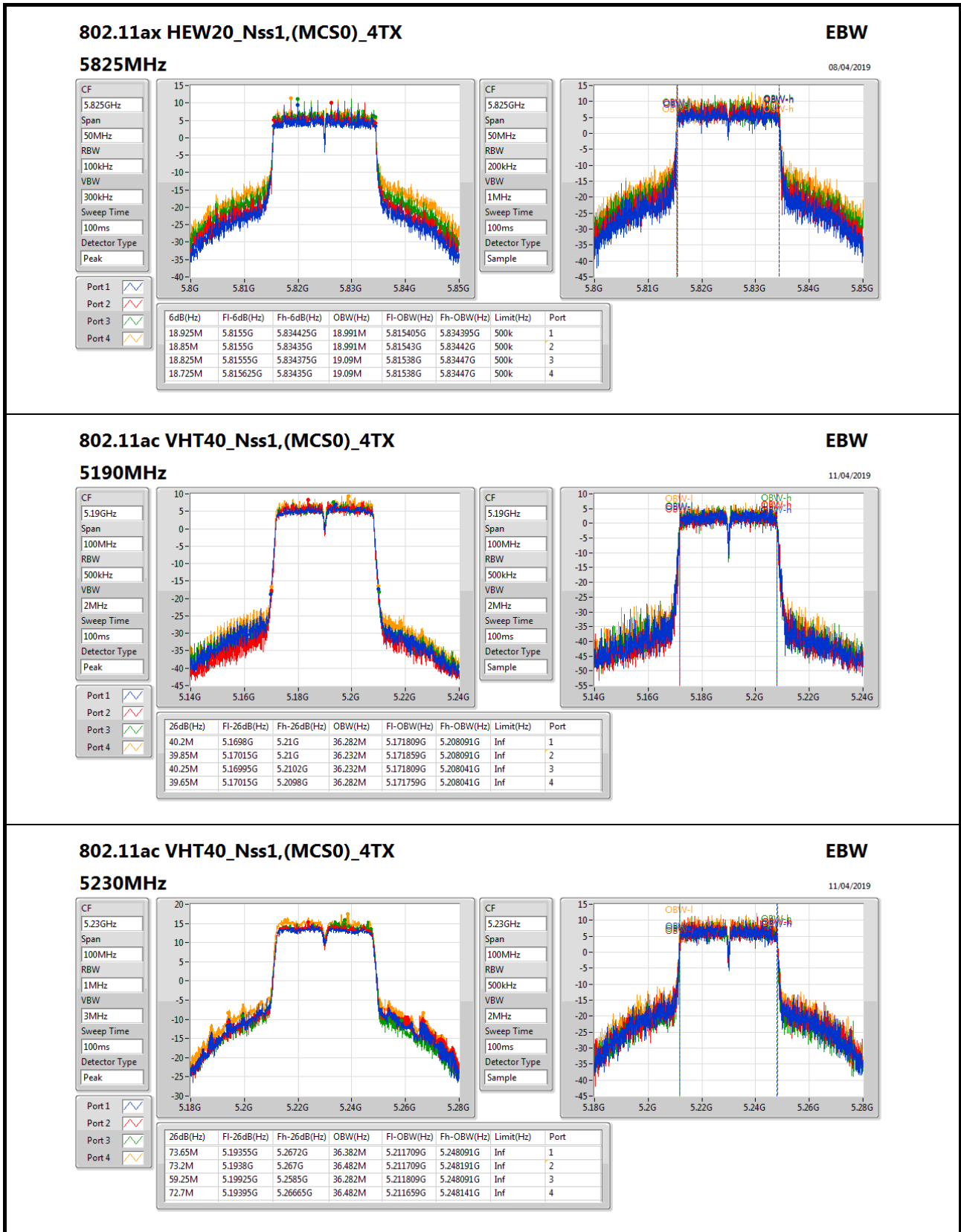


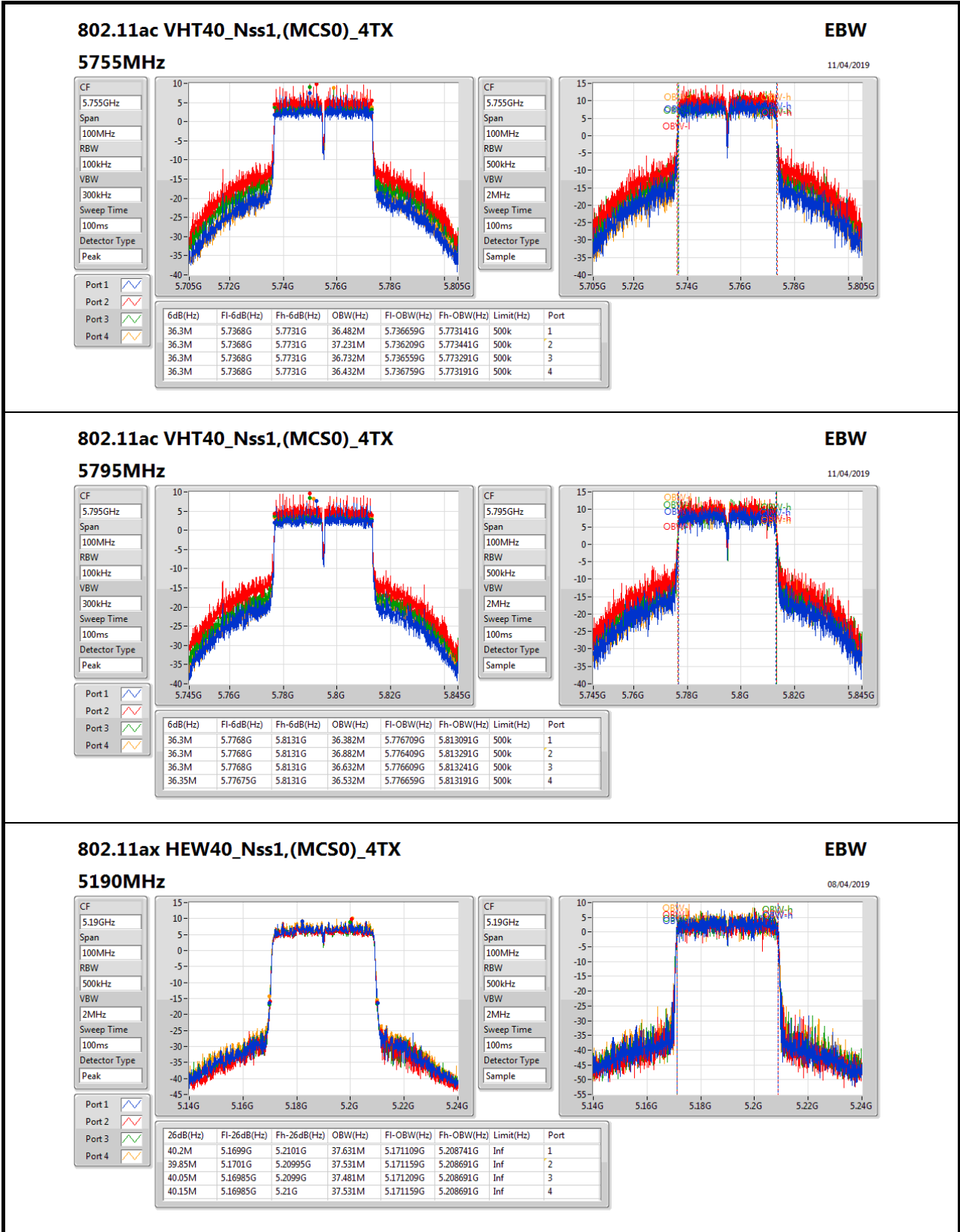


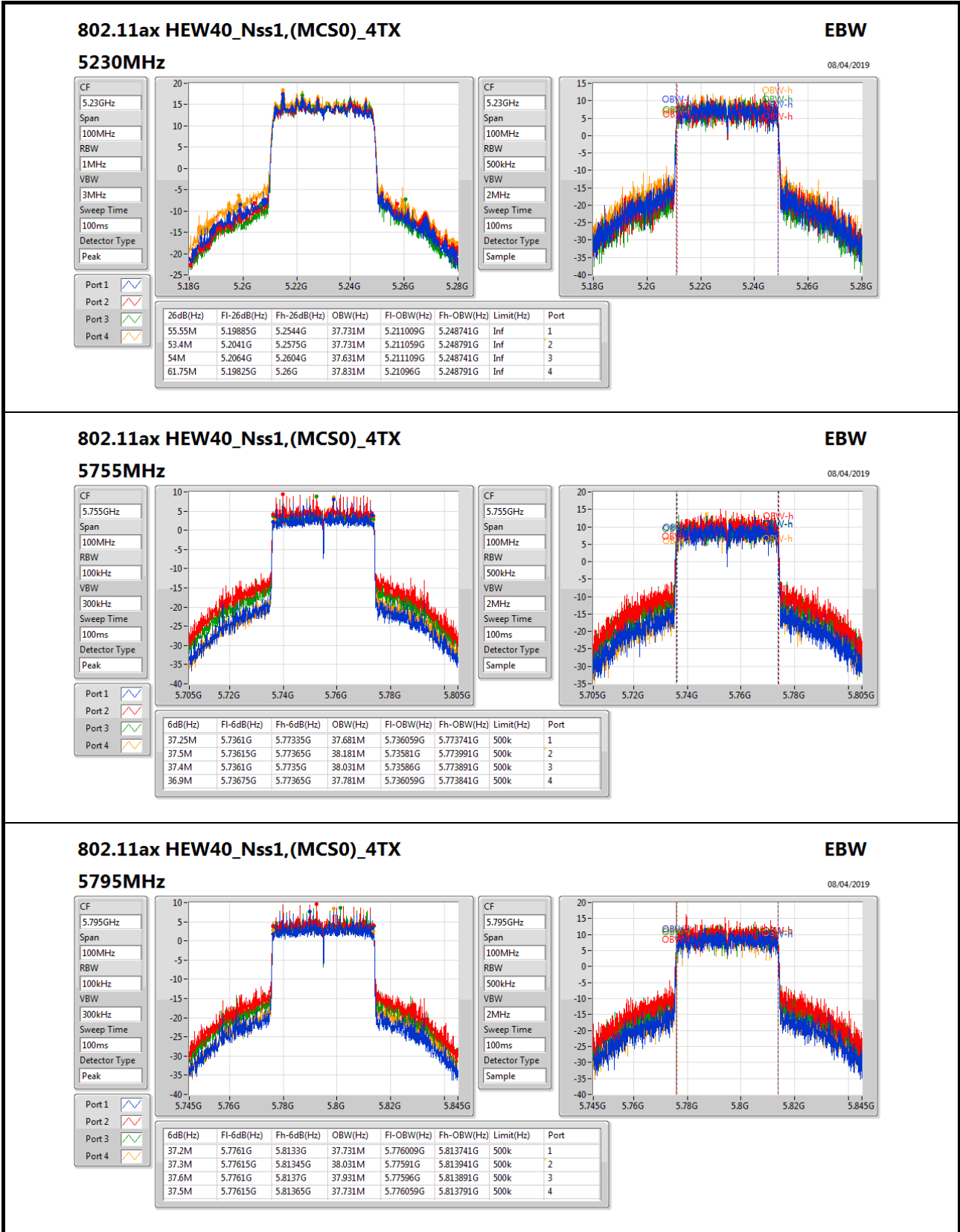


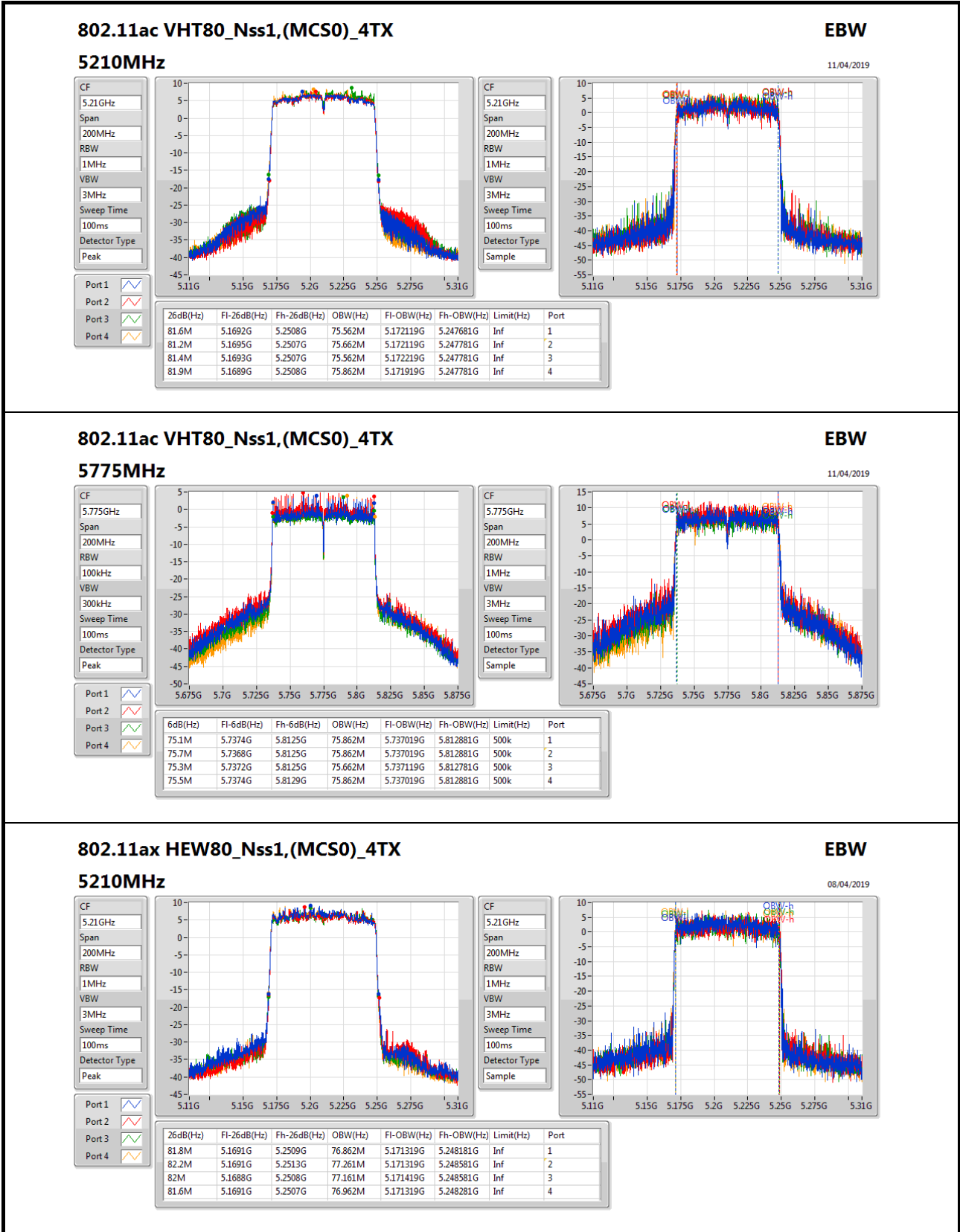


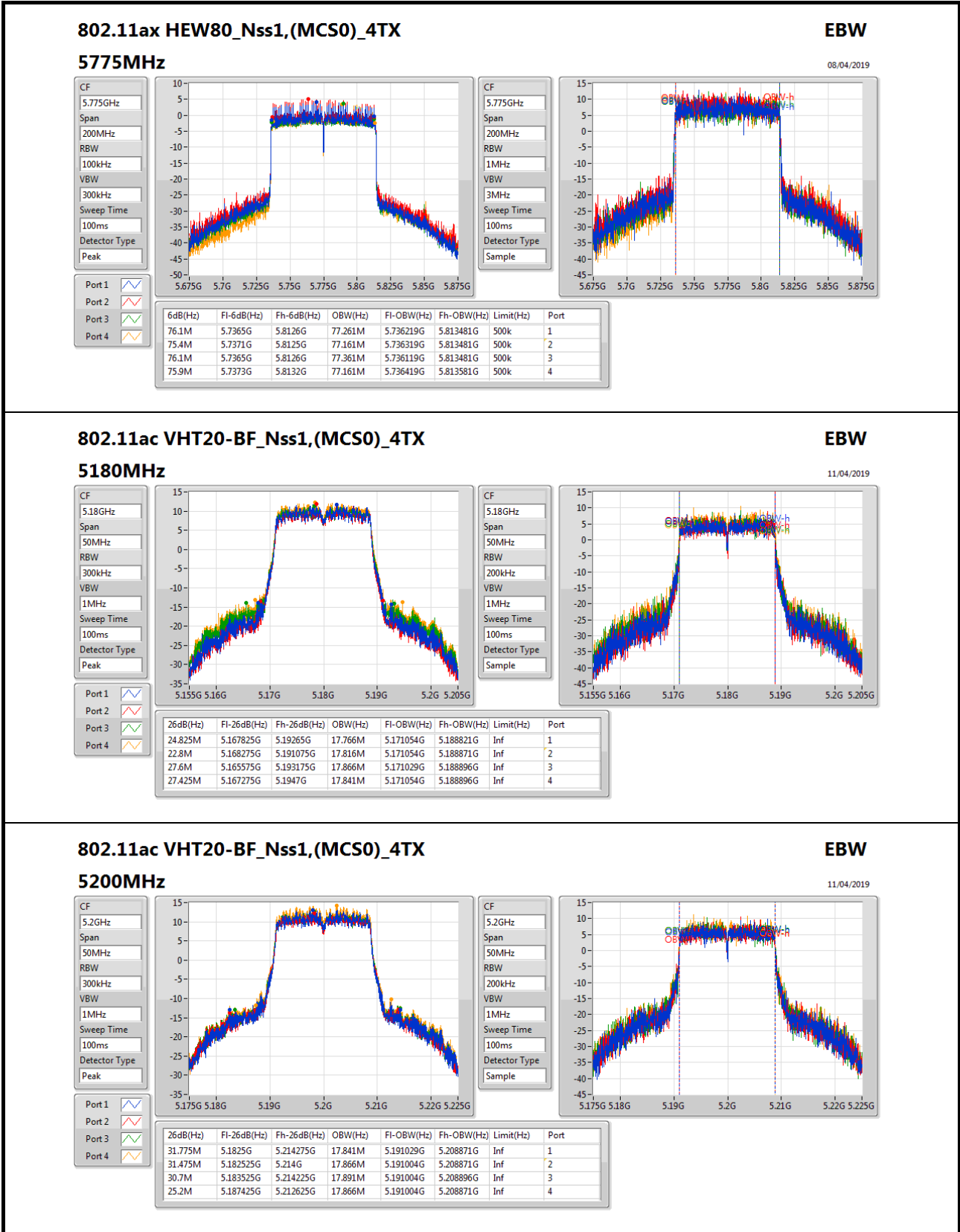


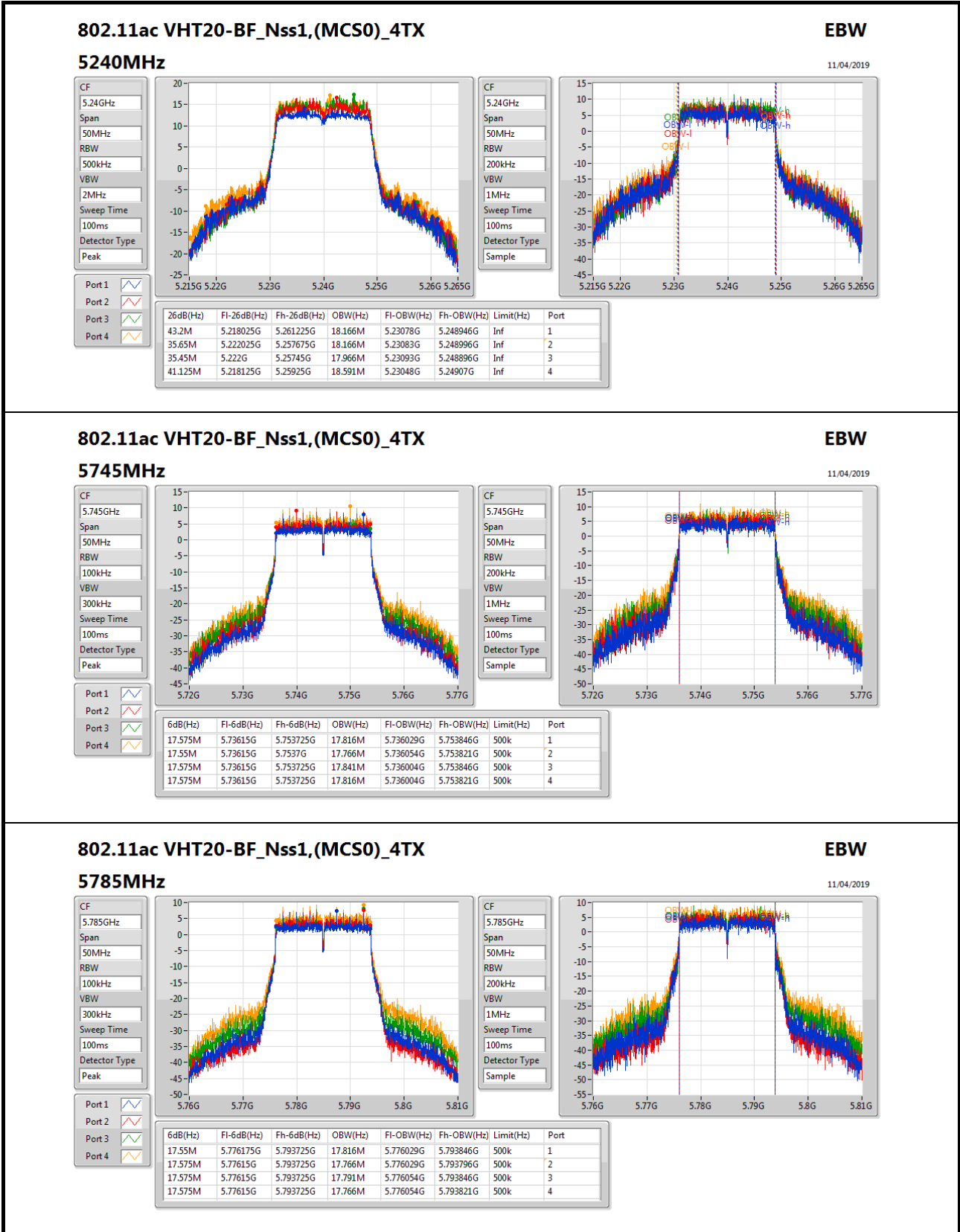


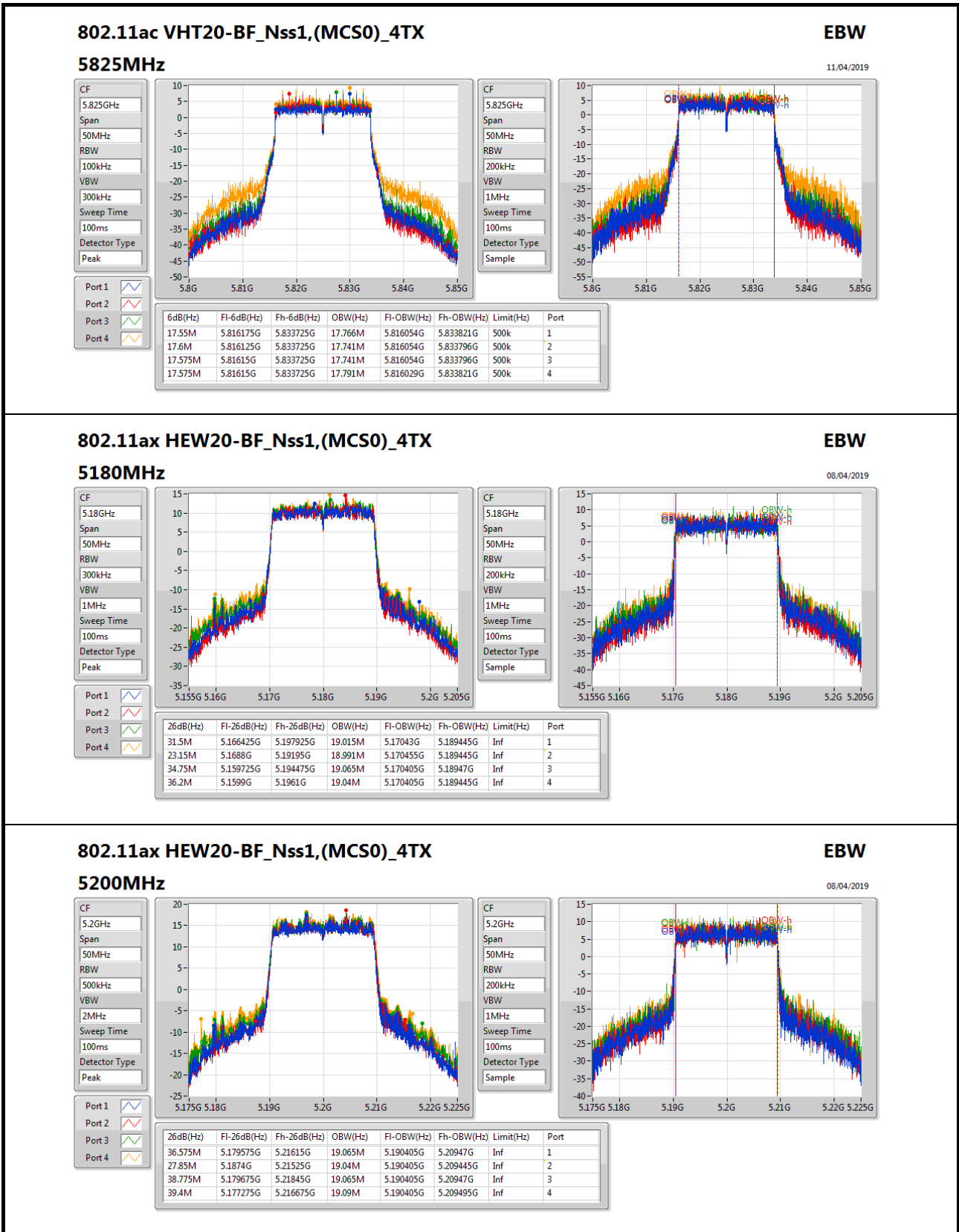


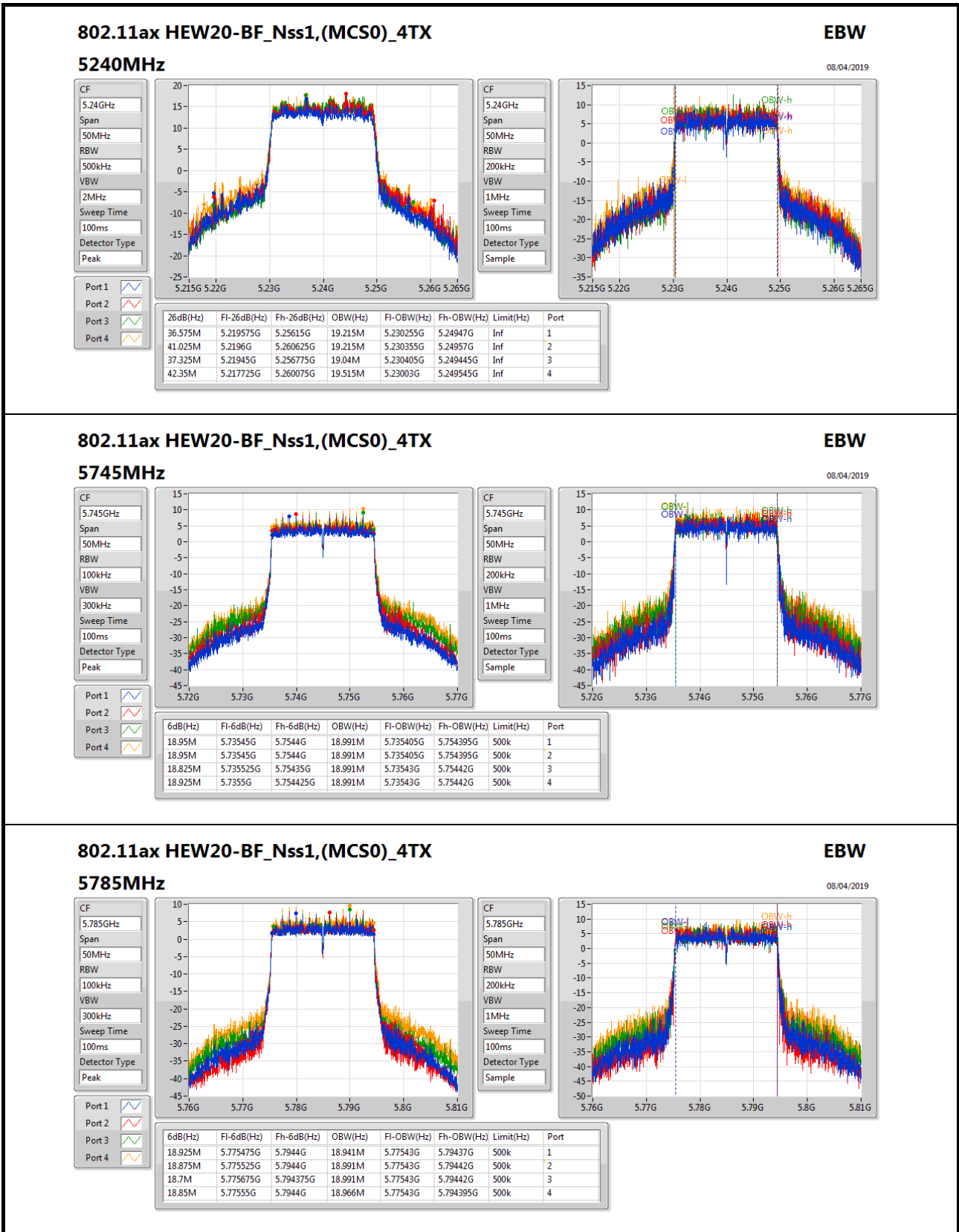


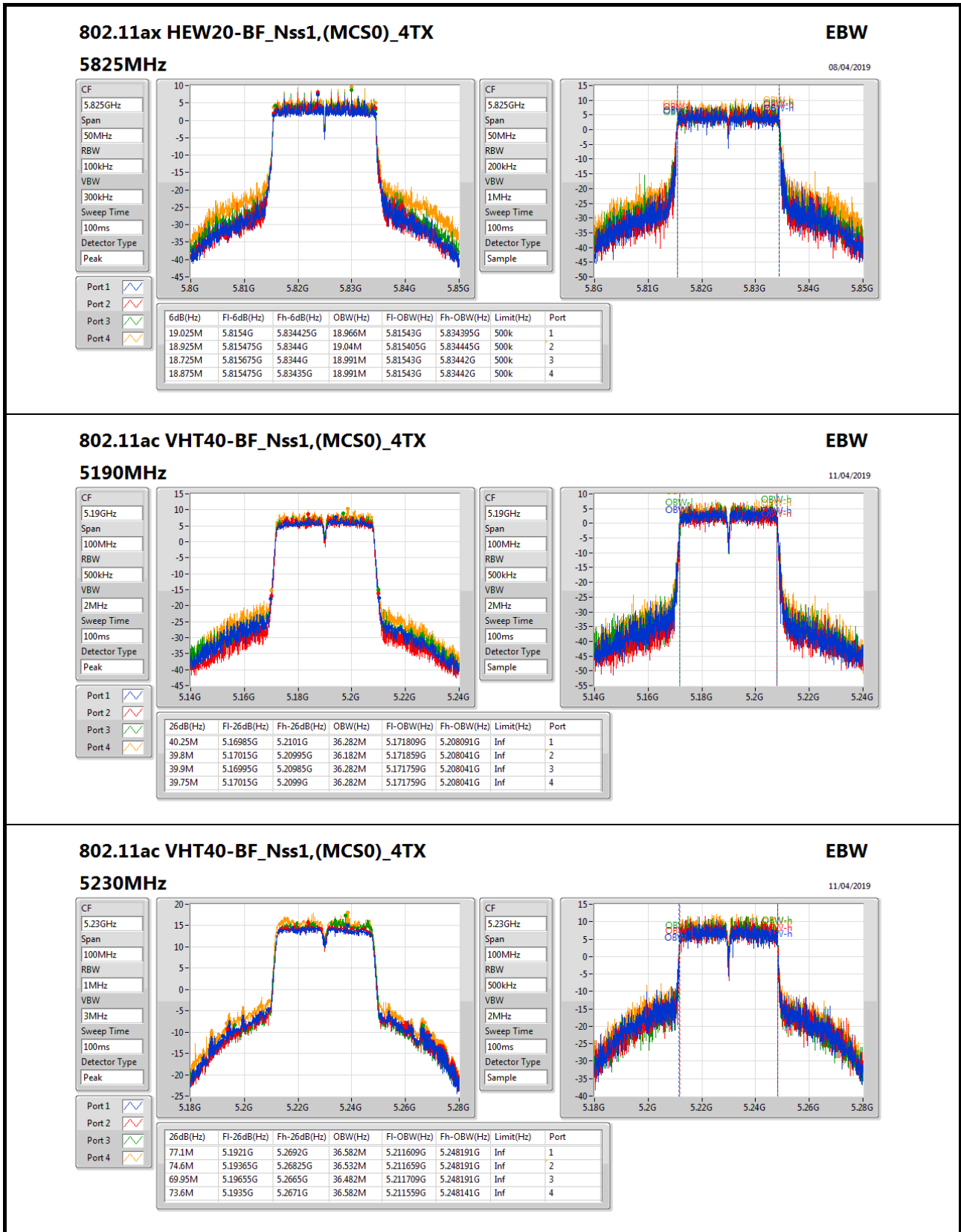


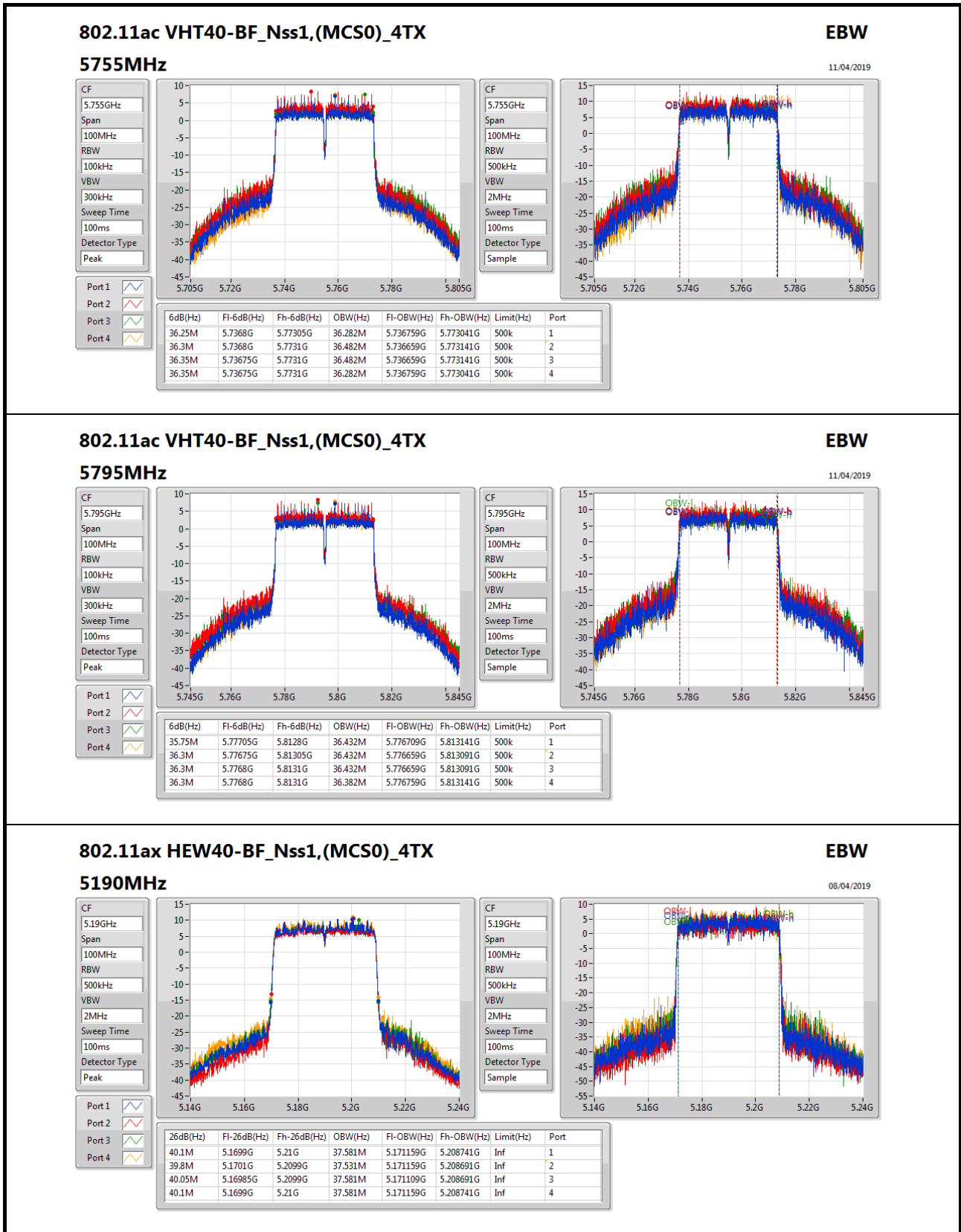


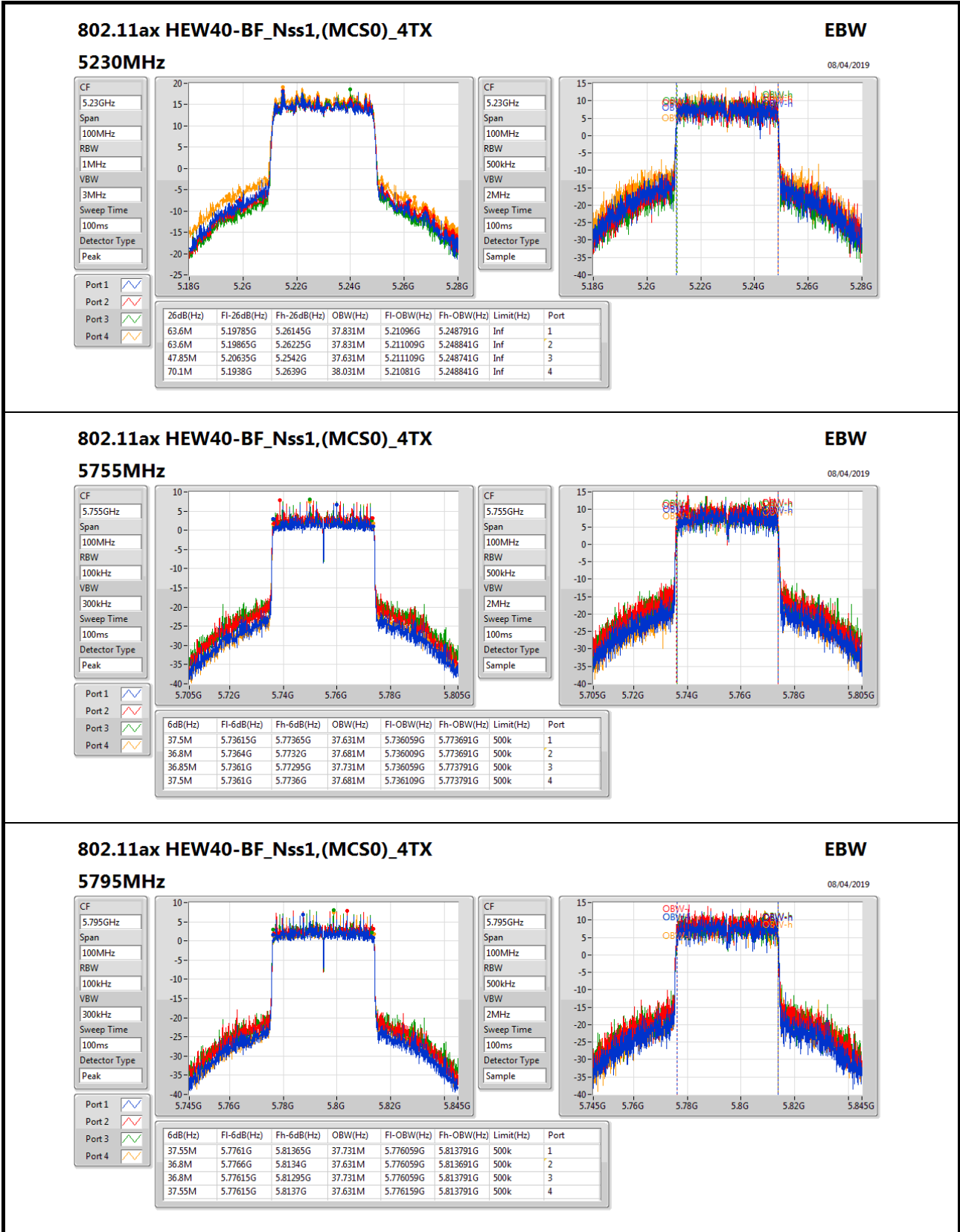


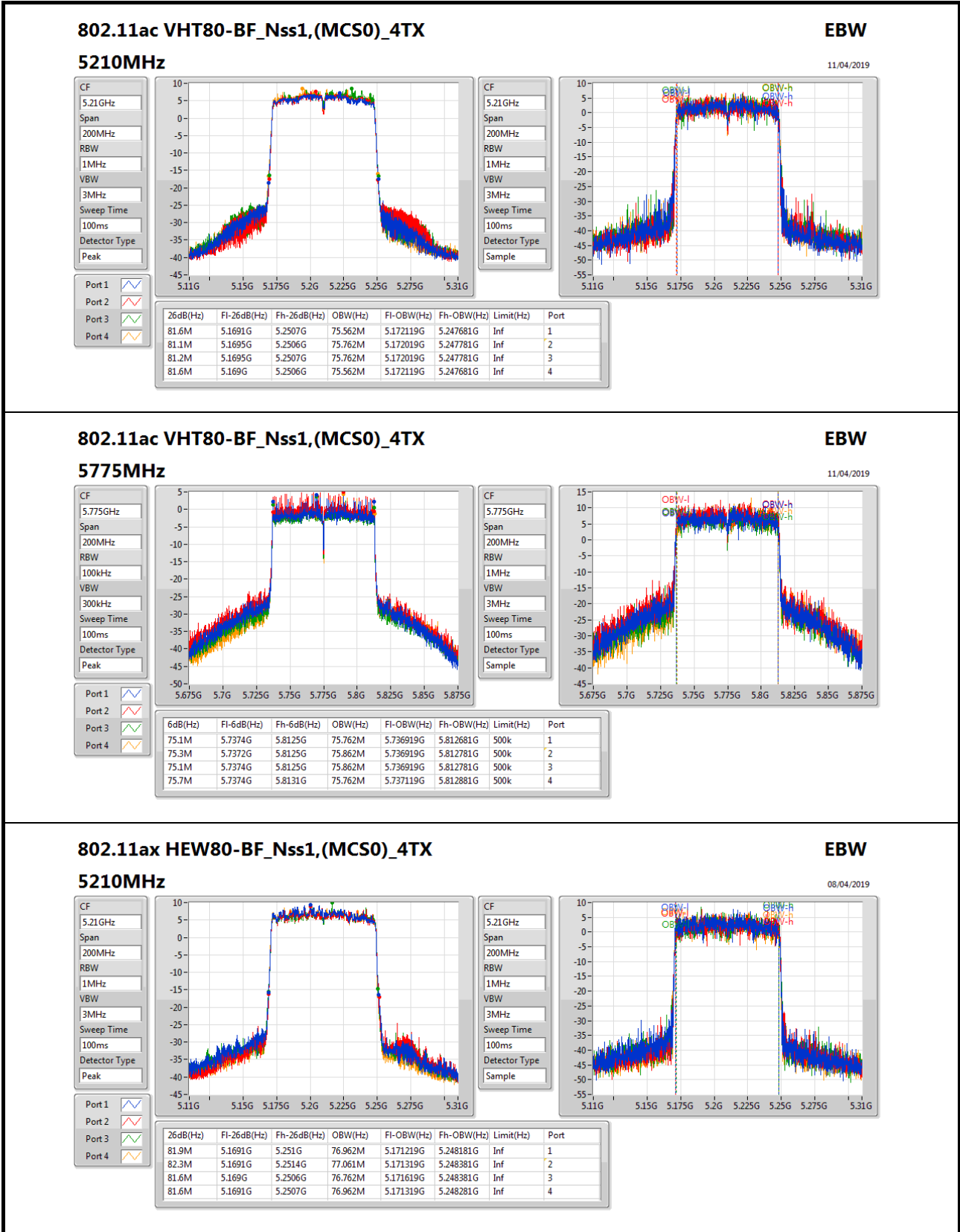


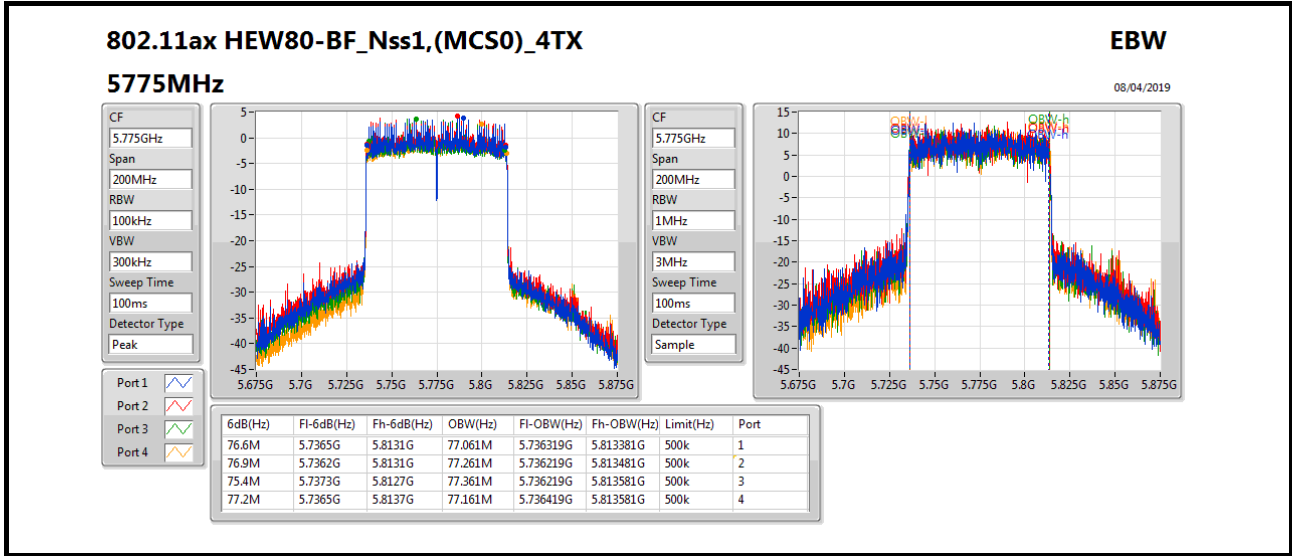














Power Result

Appendix C

Summary

Mode	Total Power (dBm)	Total Power (W)
5.15-5.25GHz	-	-
802.11a_Nss1,(6Mbps)_4TX	29.16	0.82414
802.11ac VHT20_Nss1,(MCS0)_4TX	29.17	0.82604
802.11ax HEW20_Nss1,(MCS0)_4TX	29.27	0.84528
802.11ac VHT40_Nss1,(MCS0)_4TX	27.69	0.58749
802.11ax HEW40_Nss1,(MCS0)_4TX	27.79	0.60117
802.11ac VHT80_Nss1,(MCS0)_4TX	22.63	0.18323
802.11ax HEW80_Nss1,(MCS0)_4TX	22.77	0.18923
802.11ac VHT20-BF_Nss1,(MCS0)_4TX	28.49	0.70632
802.11ax HEW20-BF_Nss1,(MCS0)_4TX	28.58	0.72111
802.11ac VHT40-BF_Nss1,(MCS0)_4TX	28.52	0.71121
802.11ax HEW40-BF_Nss1,(MCS0)_4TX	28.64	0.73114
802.11ac VHT80-BF_Nss1,(MCS0)_4TX	22.87	0.19364
802.11ax HEW80-BF_Nss1,(MCS0)_4TX	23.03	0.20091
5.725-5.85GHz	-	-
802.11a_Nss1,(6Mbps)_4TX	27.91	0.61802
802.11ac VHT20_Nss1,(MCS0)_4TX	28.71	0.74302
802.11ax HEW20_Nss1,(MCS0)_4TX	28.73	0.74645
802.11ac VHT40_Nss1,(MCS0)_4TX	29.81	0.95719
802.11ax HEW40_Nss1,(MCS0)_4TX	29.98	0.99541
802.11ac VHT80_Nss1,(MCS0)_4TX	27.83	0.60674
802.11ax HEW80_Nss1,(MCS0)_4TX	28.05	0.63826
802.11ac VHT20-BF_Nss1,(MCS0)_4TX	27.52	0.56494
802.11ax HEW20-BF_Nss1,(MCS0)_4TX	27.65	0.58210
802.11ac VHT40-BF_Nss1,(MCS0)_4TX	28.77	0.75336
802.11ax HEW40-BF_Nss1,(MCS0)_4TX	28.93	0.78163
802.11ac VHT80-BF_Nss1,(MCS0)_4TX	27.83	0.60674
802.11ax HEW80-BF_Nss1,(MCS0)_4TX	28.05	0.63826



Power Result

Appendix C

Result

Mode	Result	DG (dBi)	Port 1 (dBm)	Port 2 (dBm)	Port 3 (dBm)	Port 4 (dBm)	Total Power (dBm)	Power Limit (dBm)
802.11a_Nss1,(6Mbps)_4TX	-	-	-	-	-	-	-	-
5180MHz	Pass	2.48	20.32	20.23	20.59	21.21	26.63	30.00
5200MHz	Pass	2.48	22.57	22.73	23.40	23.74	29.16	30.00
5240MHz	Pass	2.48	21.60	22.24	22.77	22.79	28.40	30.00
5745MHz	Pass	1.60	20.53	21.86	21.86	22.96	27.91	30.00
5785MHz	Pass	1.60	19.63	20.15	20.32	21.62	26.51	30.00
5825MHz	Pass	1.60	19.29	19.40	19.98	21.02	26.00	30.00
802.11ac VHT20_Nss1,(MCS0)_4TX	-	-	-	-	-	-	-	-
5180MHz	Pass	2.48	18.16	18.09	19.08	19.02	24.63	30.00
5200MHz	Pass	2.48	22.35	22.75	23.70	23.66	29.17	30.00
5240MHz	Pass	2.48	21.95	22.90	23.83	23.66	29.17	30.00
5745MHz	Pass	1.60	20.96	22.16	22.14	23.18	28.20	30.00
5785MHz	Pass	1.60	20.95	22.24	22.41	23.60	28.42	30.00
5825MHz	Pass	1.60	21.61	22.32	23.00	23.59	28.71	30.00
802.11ax HEW20_Nss1,(MCS0)_4TX	-	-	-	-	-	-	-	-
5180MHz	Pass	2.48	18.53	18.26	19.12	19.24	24.83	30.00
5200MHz	Pass	2.48	22.57	22.77	23.49	23.82	29.21	30.00
5240MHz	Pass	2.48	22.35	23.06	23.69	23.76	29.27	30.00
5745MHz	Pass	1.60	21.06	22.29	22.45	23.31	28.37	30.00
5785MHz	Pass	1.60	21.36	22.41	22.71	23.52	28.59	30.00
5825MHz	Pass	1.60	21.54	22.58	23.01	23.49	28.73	30.00
802.11ac VHT40_Nss1,(MCS0)_4TX	-	-	-	-	-	-	-	-
5190MHz	Pass	2.48	16.77	16.63	17.20	17.62	23.09	30.00
5230MHz	Pass	2.48	20.77	21.12	21.62	22.87	27.69	30.00
5755MHz	Pass	1.60	22.62	24.76	23.74	23.61	29.77	30.00
5795MHz	Pass	1.60	22.75	24.74	23.90	23.53	29.81	30.00
802.11ax HEW40_Nss1,(MCS0)_4TX	-	-	-	-	-	-	-	-
5190MHz	Pass	2.48	17.37	16.99	17.01	17.98	23.38	30.00
5230MHz	Pass	2.48	21.39	21.56	21.54	22.48	27.79	30.00
5755MHz	Pass	1.60	22.85	25.02	24.13	23.56	29.98	30.00
5795MHz	Pass	1.60	23.00	24.88	24.03	23.47	29.92	30.00
802.11ac VHT80_Nss1,(MCS0)_4TX	-	-	-	-	-	-	-	-
5210MHz	Pass	2.48	16.41	16.39	16.66	16.95	22.63	30.00
5775MHz	Pass	1.60	21.62	22.38	21.45	21.71	27.83	30.00
802.11ax HEW80_Nss1,(MCS0)_4TX	-	-	-	-	-	-	-	-
5210MHz	Pass	2.48	16.90	16.65	16.59	16.86	22.77	30.00
5775MHz	Pass	1.60	21.92	22.71	21.68	21.73	28.05	30.00
802.11ac VHT20-BF_Nss1,(MCS0)_4TX	-	-	-	-	-	-	-	-
5180MHz	Pass	7.30	20.68	20.61	21.35	21.78	27.15	28.70
5200MHz	Pass	7.30	21.88	22.01	22.87	23.02	28.49	28.70
5240MHz	Pass	7.30	21.37	22.01	22.97	23.10	28.44	28.70
5745MHz	Pass	7.03	20.38	21.28	21.43	22.60	27.52	28.97
5785MHz	Pass	7.03	19.48	19.62	20.49	21.75	26.45	28.97



Power Result

Appendix C

Mode	Result	DG (dBi)	Port 1 (dBm)	Port 2 (dBm)	Port 3 (dBm)	Port 4 (dBm)	Total Power (dBm)	Power Limit (dBm)
5825MHz	Pass	7.03	19.93	20.23	20.84	21.69	26.75	28.97
802.11ax HEW20-BF_Nss1,(MCS0)_4TX	-	-	-	-	-	-	-	-
5180MHz	Pass	7.30	20.91	20.94	21.47	21.76	27.31	28.70
5200MHz	Pass	7.30	22.12	22.15	22.64	22.99	28.51	28.70
5240MHz	Pass	7.30	21.78	22.61	23.08	22.68	28.58	28.70
5745MHz	Pass	7.03	20.62	21.36	21.60	22.69	27.65	28.97
5785MHz	Pass	7.03	20.01	18.94	20.79	21.84	26.54	28.97
5825MHz	Pass	7.03	20.07	20.38	20.87	21.48	26.75	28.97
802.11ac VHT40-BF_Nss1,(MCS0)_4TX	-	-	-	-	-	-	-	-
5190MHz	Pass	7.30	18.02	17.85	17.89	18.66	24.14	28.70
5230MHz	Pass	7.30	22.31	22.04	22.58	23.01	28.52	28.70
5755MHz	Pass	7.03	22.12	23.22	22.83	22.50	28.71	28.97
5795MHz	Pass	7.03	22.04	23.27	22.88	22.70	28.77	28.97
802.11ax HEW40-BF_Nss1,(MCS0)_4TX	-	-	-	-	-	-	-	-
5190MHz	Pass	7.30	18.31	17.83	17.93	18.91	24.29	28.70
5230MHz	Pass	7.30	22.25	22.32	22.52	23.29	28.64	28.70
5755MHz	Pass	7.03	22.22	23.56	23.13	22.59	28.93	28.97
5795MHz	Pass	7.03	22.23	23.53	23.03	22.56	28.89	28.97
802.11ac VHT80-BF_Nss1,(MCS0)_4TX	-	-	-	-	-	-	-	-
5210MHz	Pass	7.30	16.72	16.63	16.93	17.09	22.87	28.70
5775MHz	Pass	7.03	21.62	22.38	21.45	21.71	27.83	28.97
802.11ax HEW80-BF_Nss1,(MCS0)_4TX	-	-	-	-	-	-	-	-
5210MHz	Pass	7.30	17.20	16.91	16.93	16.98	23.03	28.70
5775MHz	Pass	7.03	21.92	22.71	21.68	21.73	28.05	28.97

DG = Directional Gain; Port X = Port X output power



Summary

Mode	PD (dBm/RBW)
5.15-5.25GHz	-
802.11a_Nss1,(6Mbps)_4TX	15.54
802.11ac VHT20_Nss1,(MCS0)_4TX	15.30
802.11ax HEW20_Nss1,(MCS0)_4TX	14.92
802.11ac VHT40_Nss1,(MCS0)_4TX	10.83
802.11ax HEW40_Nss1,(MCS0)_4TX	10.78
802.11ac VHT80_Nss1,(MCS0)_4TX	2.96
802.11ax HEW80_Nss1,(MCS0)_4TX	3.22
802.11ac VHT20-BF_Nss1,(MCS0)_4TX	14.40
802.11ax HEW20-BF_Nss1,(MCS0)_4TX	14.48
802.11ac VHT40-BF_Nss1,(MCS0)_4TX	11.46
802.11ax HEW40-BF_Nss1,(MCS0)_4TX	11.50
802.11ac VHT80-BF_Nss1,(MCS0)_4TX	3.02
802.11ax HEW80-BF_Nss1,(MCS0)_4TX	3.36
5.725-5.85GHz	-
802.11a_Nss1,(6Mbps)_4TX	12.60
802.11ac VHT20_Nss1,(MCS0)_4TX	12.78
802.11ax HEW20_Nss1,(MCS0)_4TX	12.99
802.11ac VHT40_Nss1,(MCS0)_4TX	11.22
802.11ax HEW40_Nss1,(MCS0)_4TX	11.29
802.11ac VHT80_Nss1,(MCS0)_4TX	6.39
802.11ax HEW80_Nss1,(MCS0)_4TX	6.77
802.11ac VHT20-BF_Nss1,(MCS0)_4TX	11.88
802.11ax HEW20-BF_Nss1,(MCS0)_4TX	11.98
802.11ac VHT40-BF_Nss1,(MCS0)_4TX	10.21
802.11ax HEW40-BF_Nss1,(MCS0)_4TX	10.30
802.11ac VHT80-BF_Nss1,(MCS0)_4TX	6.42
802.11ax HEW80-BF_Nss1,(MCS0)_4TX	6.80

RBW = 500kHz for 5.725-5.85GHz band / 1MHz for other band;



PSD Result

Appendix D

Result

Mode	Result	DG (dBI)	Port 1 (dBm/RBW)	Port 2 (dBm/RBW)	Port 3 (dBm/RBW)	Port 4 (dBm/RBW)	PD (dBm/RBW)	PD Limit (dBm/RBW)
802.11a_Nss1,(6Mbps)_4TX	-	-	-	-	-	-	-	-
5180MHz	Pass	7.30	6.85	6.57	7.60	7.68	13.11	15.70
5200MHz	Pass	7.30	9.11	9.27	9.91	10.14	15.54	15.70
5240MHz	Pass	7.30	8.06	8.57	9.16	9.16	14.61	15.70
5745MHz	Pass	7.03	5.38	6.57	6.67	7.63	12.60	28.97
5785MHz	Pass	7.03	4.27	4.83	5.18	6.31	11.18	28.97
5825MHz	Pass	7.03	4.37	4.40	5.23	6.04	11.04	28.97
802.11ac VHT20_Nss1,(MCS0)_4TX	-	-	-	-	-	-	-	-
5180MHz	Pass	7.30	4.19	4.07	5.22	5.38	10.68	15.70
5200MHz	Pass	7.30	8.55	8.67	9.84	10.06	15.30	15.70
5240MHz	Pass	7.30	8.15	8.81	9.82	9.99	15.13	15.70
5745MHz	Pass	7.03	5.40	6.29	6.22	7.70	12.39	28.97
5785MHz	Pass	7.03	5.33	6.63	6.70	7.88	12.63	28.97
5825MHz	Pass	7.03	5.78	6.81	7.04	7.67	12.78	28.97
802.11ax HEW20_Nss1,(MCS0)_4TX	-	-	-	-	-	-	-	-
5180MHz	Pass	7.30	4.33	4.13	4.93	5.08	10.56	15.70
5200MHz	Pass	7.30	8.49	8.61	9.33	9.53	14.90	15.70
5240MHz	Pass	7.30	8.08	8.77	9.49	9.50	14.92	15.70
5745MHz	Pass	7.03	5.33	6.42	6.58	7.43	12.46	28.97
5785MHz	Pass	7.03	5.52	6.62	6.86	7.60	12.63	28.97
5825MHz	Pass	7.03	5.95	7.01	7.41	7.78	12.99	28.97
802.11ac VHT40_Nss1,(MCS0)_4TX	-	-	-	-	-	-	-	-
5190MHz	Pass	7.30	0.09	-0.20	0.30	1.40	6.37	15.70
5230MHz	Pass	7.30	4.41	4.42	5.03	5.80	10.83	15.70
5755MHz	Pass	7.03	4.25	6.27	5.16	5.06	11.20	28.97
5795MHz	Pass	7.03	4.24	6.36	5.37	5.06	11.22	28.97
802.11ax HEW40_Nss1,(MCS0)_4TX	-	-	-	-	-	-	-	-
5190MHz	Pass	7.30	0.44	0.07	0.14	0.95	6.33	15.70
5230MHz	Pass	7.30	4.51	4.46	4.84	5.53	10.78	15.70
5755MHz	Pass	7.03	4.65	6.25	5.46	5.02	11.29	28.97
5795MHz	Pass	7.03	4.61	6.21	5.43	4.86	11.27	28.97
802.11ac VHT80_Nss1,(MCS0)_4TX	-	-	-	-	-	-	-	-
5210MHz	Pass	7.30	-3.04	-3.43	-2.66	-2.67	2.96	15.70
5775MHz	Pass	7.03	0.12	1.17	0.12	0.34	6.39	28.97
802.11ax HEW80_Nss1,(MCS0)_4TX	-	-	-	-	-	-	-	-
5210MHz	Pass	7.30	-2.65	-2.87	-2.59	-2.44	3.22	15.70
5775MHz	Pass	7.03	0.72	1.41	0.74	0.76	6.77	28.97
802.11ac VHT20-BF_Nss1,(MCS0)_4TX	-	-	-	-	-	-	-	-
5180MHz	Pass	7.30	6.59	6.51	7.49	7.88	13.11	15.70
5200MHz	Pass	7.30	7.88	7.88	8.81	9.05	14.40	15.70
5240MHz	Pass	7.30	7.50	8.17	8.98	9.11	14.37	15.70
5745MHz	Pass	7.03	4.99	5.82	5.70	7.02	11.88	28.97
5785MHz	Pass	7.03	4.07	4.74	4.85	6.32	10.98	28.97



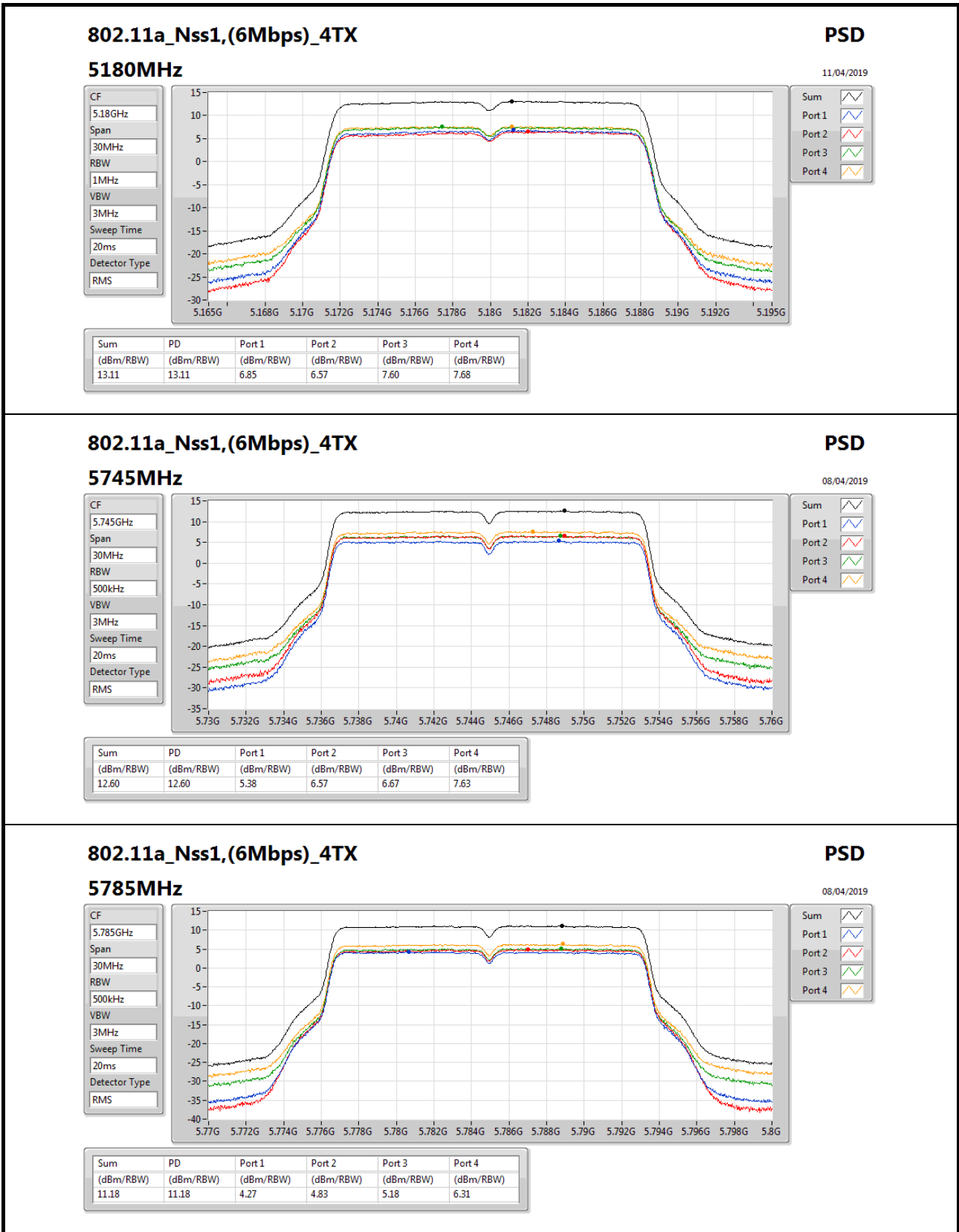
PSD Result

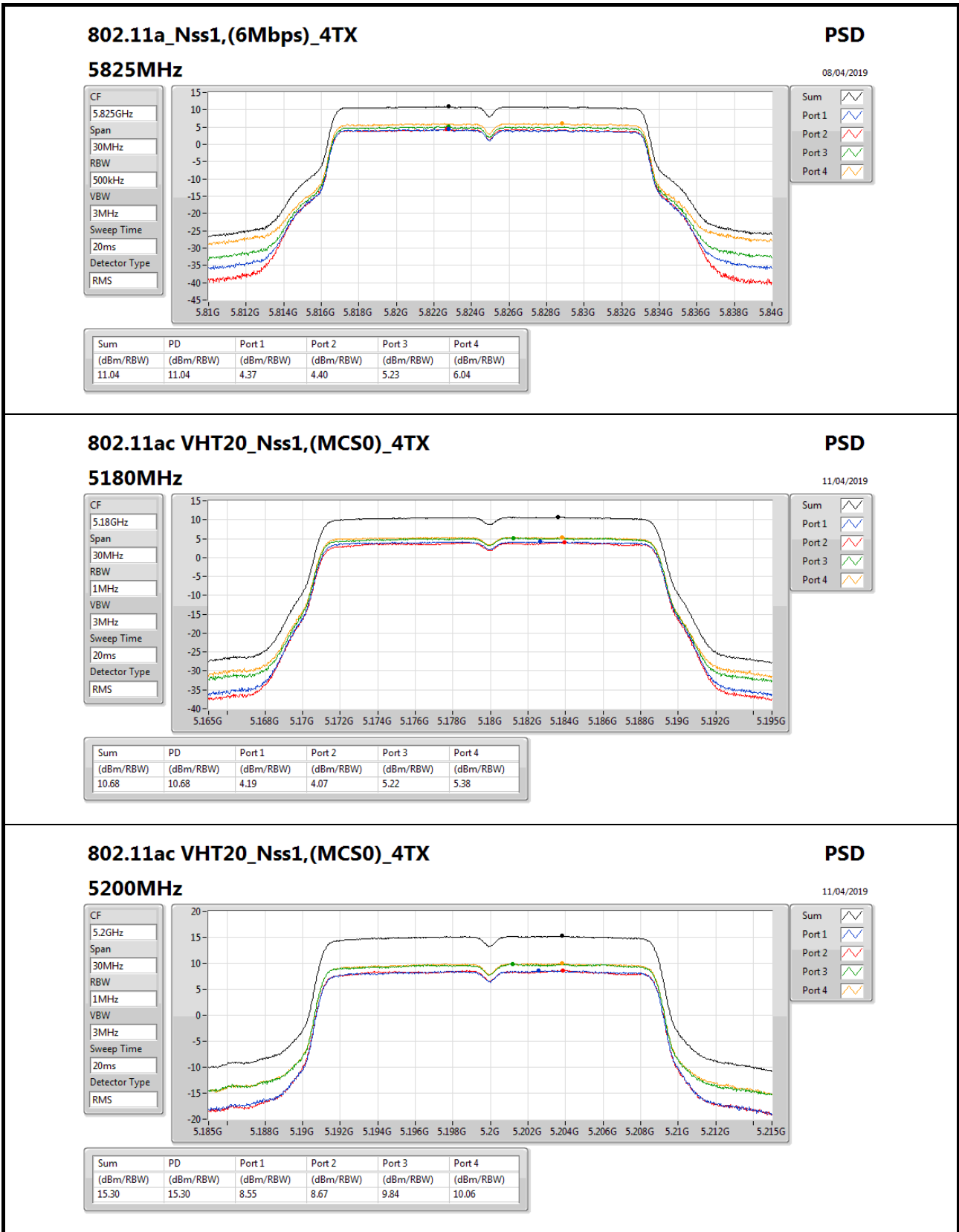
Appendix D

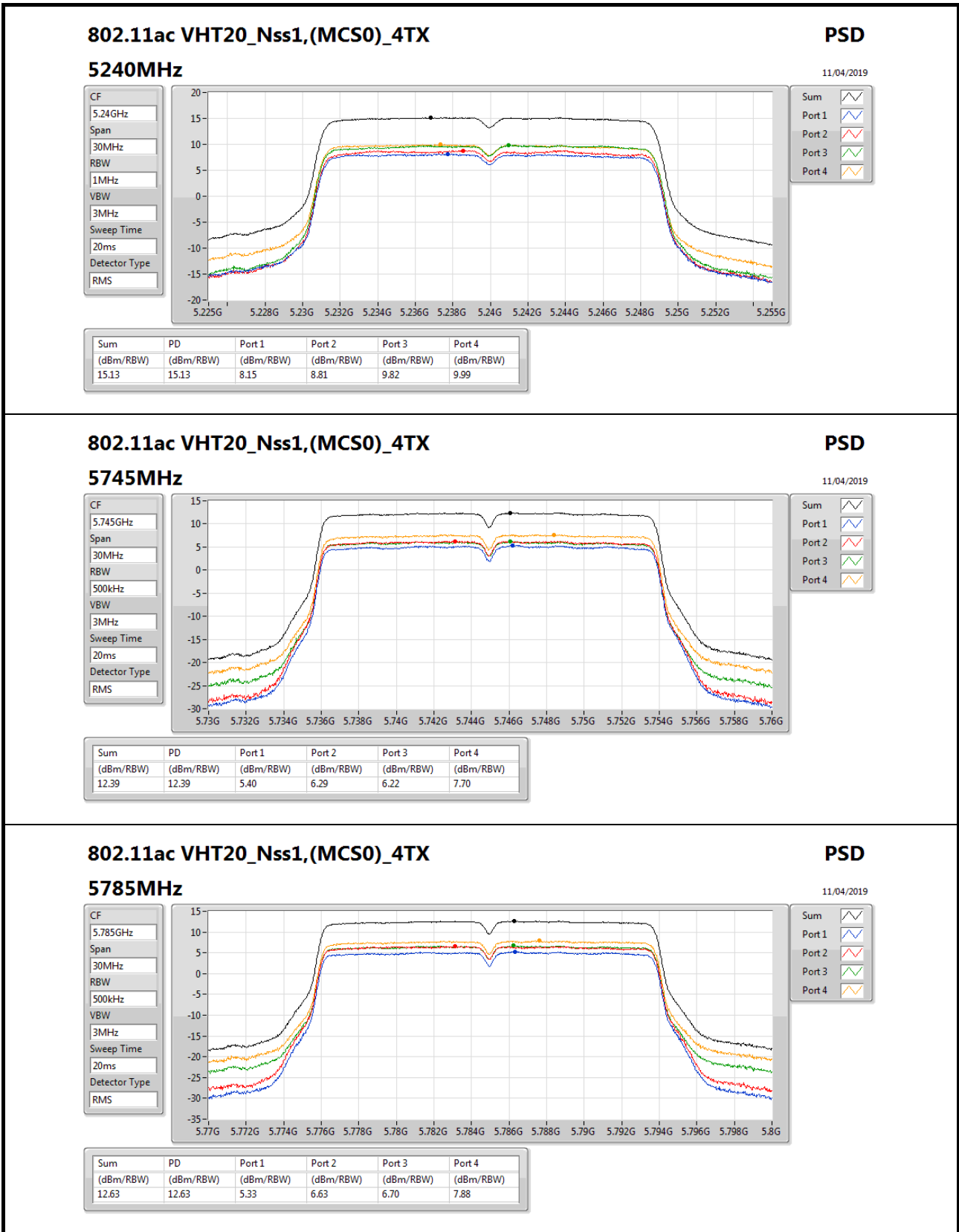
Mode	Result	DG (dBi)	Port 1 (dBm/RBW)	Port 2 (dBm/RBW)	Port 3 (dBm/RBW)	Port 4 (dBm/RBW)	PD (dBm/RBW)	PD Limit (dBm/RBW)
5825MHz	Pass	7.03	4.09	4.60	4.83	5.95	10.84	28.97
802.11ax HEW20-BF_Nss1,(MCS0)_4TX	-	-	-	-	-	-	-	-
5180MHz	Pass	7.30	6.93	6.99	7.62	7.75	13.24	15.70
5200MHz	Pass	7.30	8.12	8.13	8.64	8.97	14.39	15.70
5240MHz	Pass	7.30	7.76	8.39	8.94	9.06	14.48	15.70
5745MHz	Pass	7.03	5.09	5.83	5.94	7.06	11.98	28.97
5785MHz	Pass	7.03	4.44	4.83	5.14	6.21	11.10	28.97
5825MHz	Pass	7.03	4.61	4.93	5.42	6.22	11.28	28.97
802.11ac VHT40-BF_Nss1,(MCS0)_4TX	-	-	-	-	-	-	-	-
5190MHz	Pass	7.30	0.96	0.34	1.10	2.04	7.10	15.70
5230MHz	Pass	7.30	4.96	5.19	5.73	6.42	11.46	15.70
5755MHz	Pass	7.03	3.29	4.88	3.99	3.95	10.03	28.97
5795MHz	Pass	7.03	3.50	4.82	4.23	4.32	10.21	28.97
802.11ax HEW40-BF_Nss1,(MCS0)_4TX	-	-	-	-	-	-	-	-
5190MHz	Pass	7.30	1.49	0.96	1.11	1.91	7.31	15.70
5230MHz	Pass	7.30	5.19	5.19	5.50	6.36	11.50	15.70
5755MHz	Pass	7.03	3.76	5.06	4.66	3.98	10.30	28.97
5795MHz	Pass	7.03	3.76	4.95	4.50	4.14	10.28	28.97
802.11ac VHT80-BF_Nss1,(MCS0)_4TX	-	-	-	-	-	-	-	-
5210MHz	Pass	7.30	-2.84	-3.21	-2.70	-2.62	3.02	15.70
5775MHz	Pass	7.03	0.24	1.26	0.01	0.58	6.42	28.97
802.11ax HEW80-BF_Nss1,(MCS0)_4TX	-	-	-	-	-	-	-	-
5210MHz	Pass	7.30	-2.33	-2.69	-2.66	-2.43	3.36	15.70
5775MHz	Pass	7.03	0.69	1.55	0.31	0.67	6.80	28.97

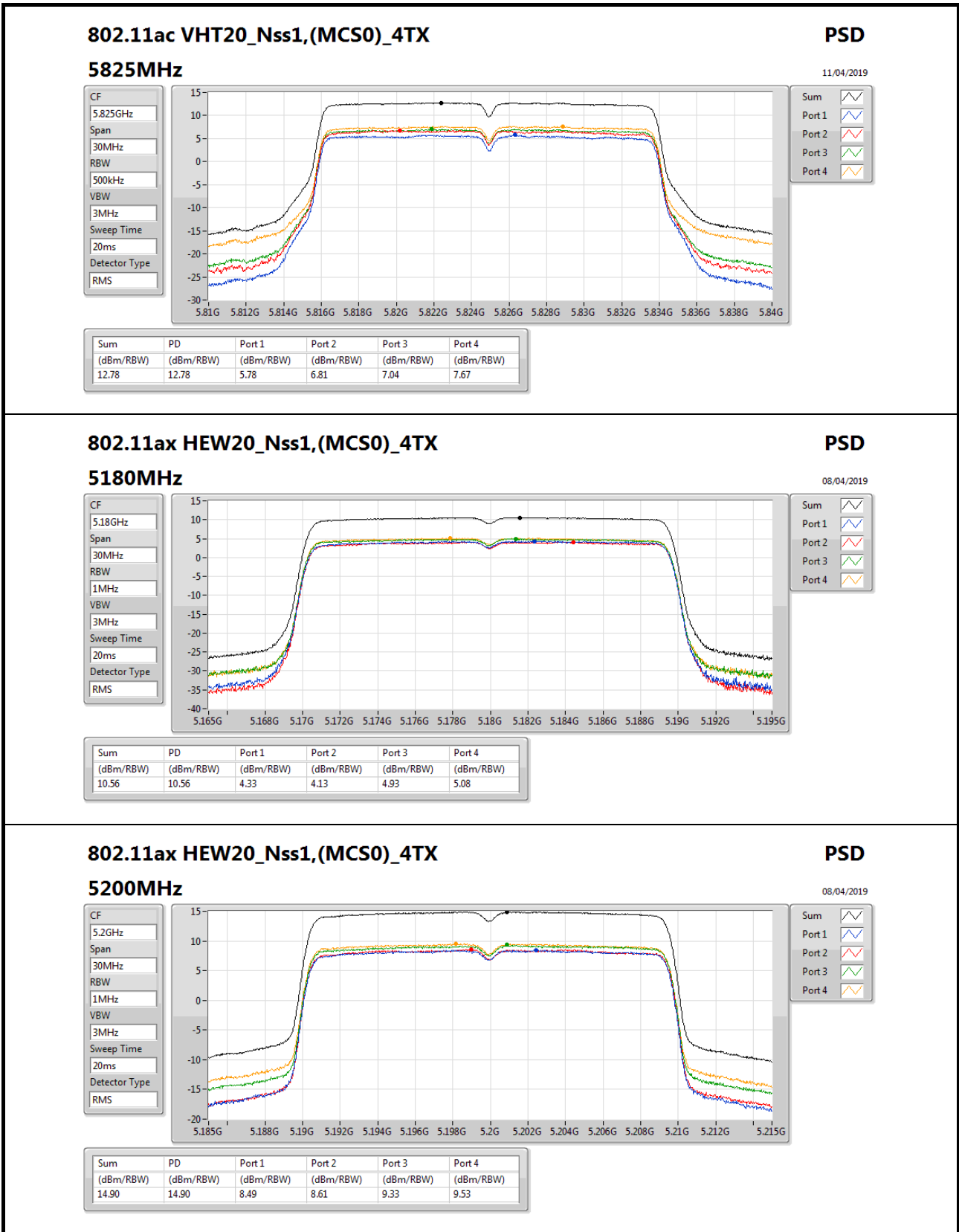
DG = Directional Gain; **RBW** = 500kHz for 5.725-5.85GHz band / 1MHz for other band;

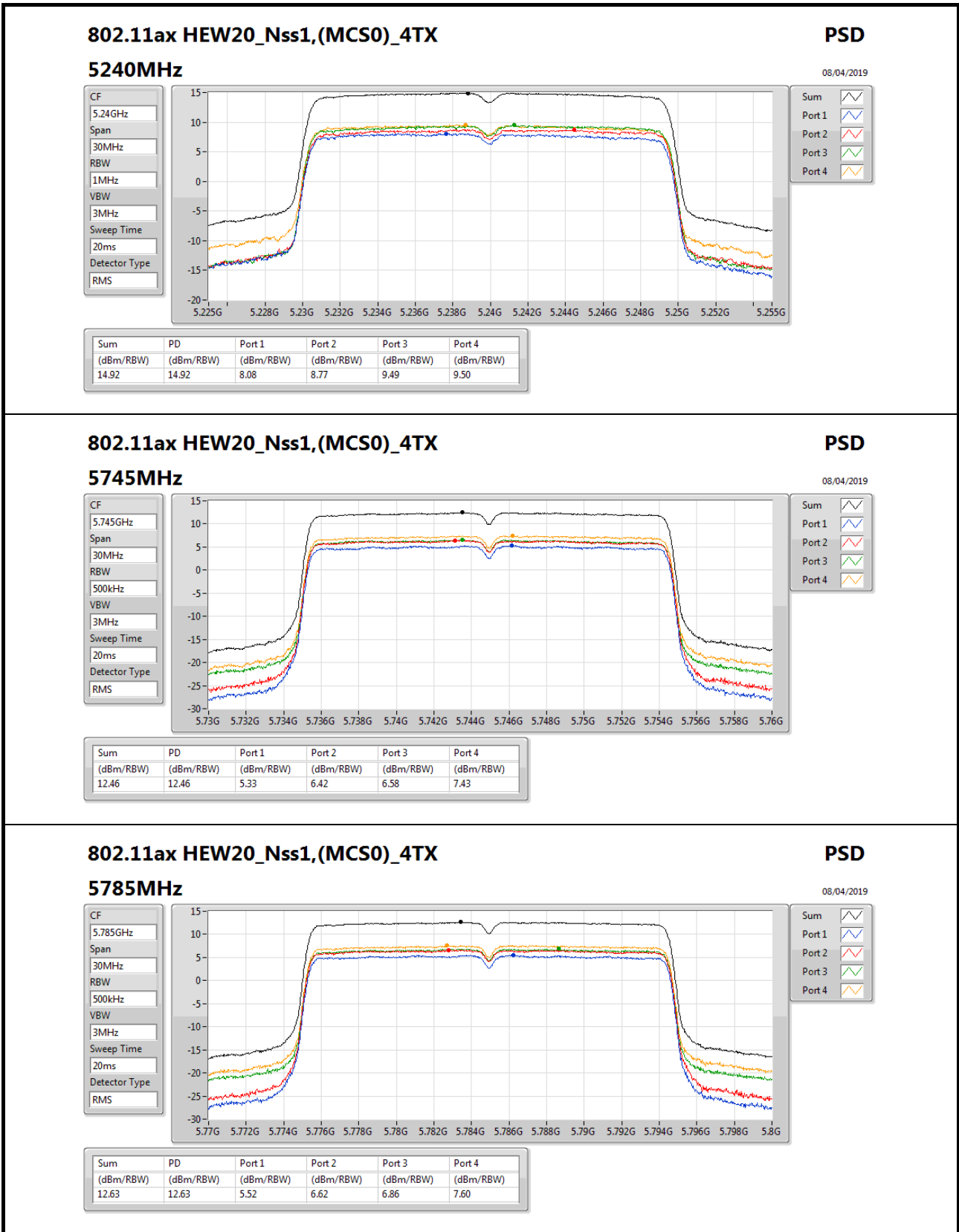
PD = trace bin-by-bin of each transmits port summing can be performed maximum power density; **Port X** = Port Xpower density;

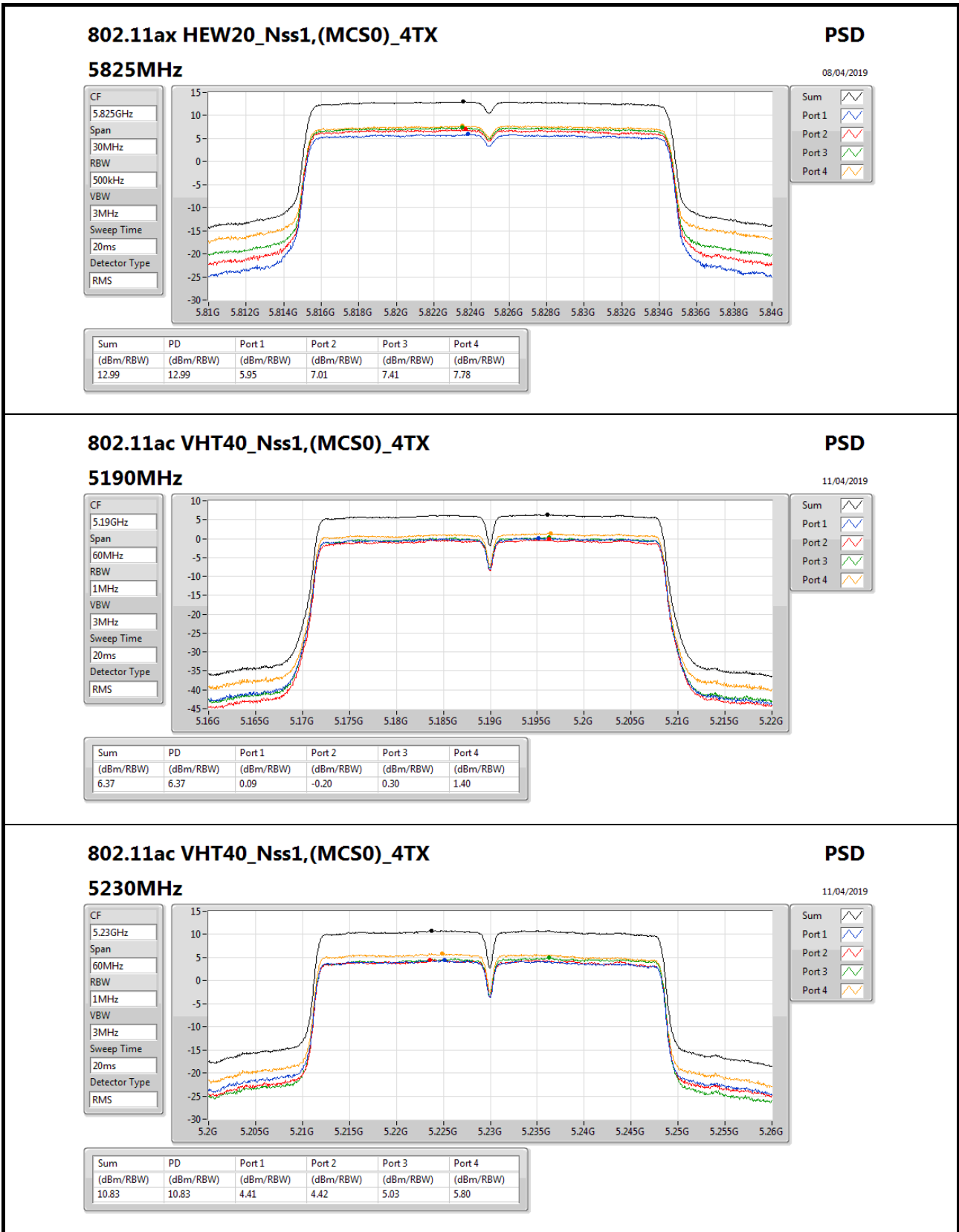


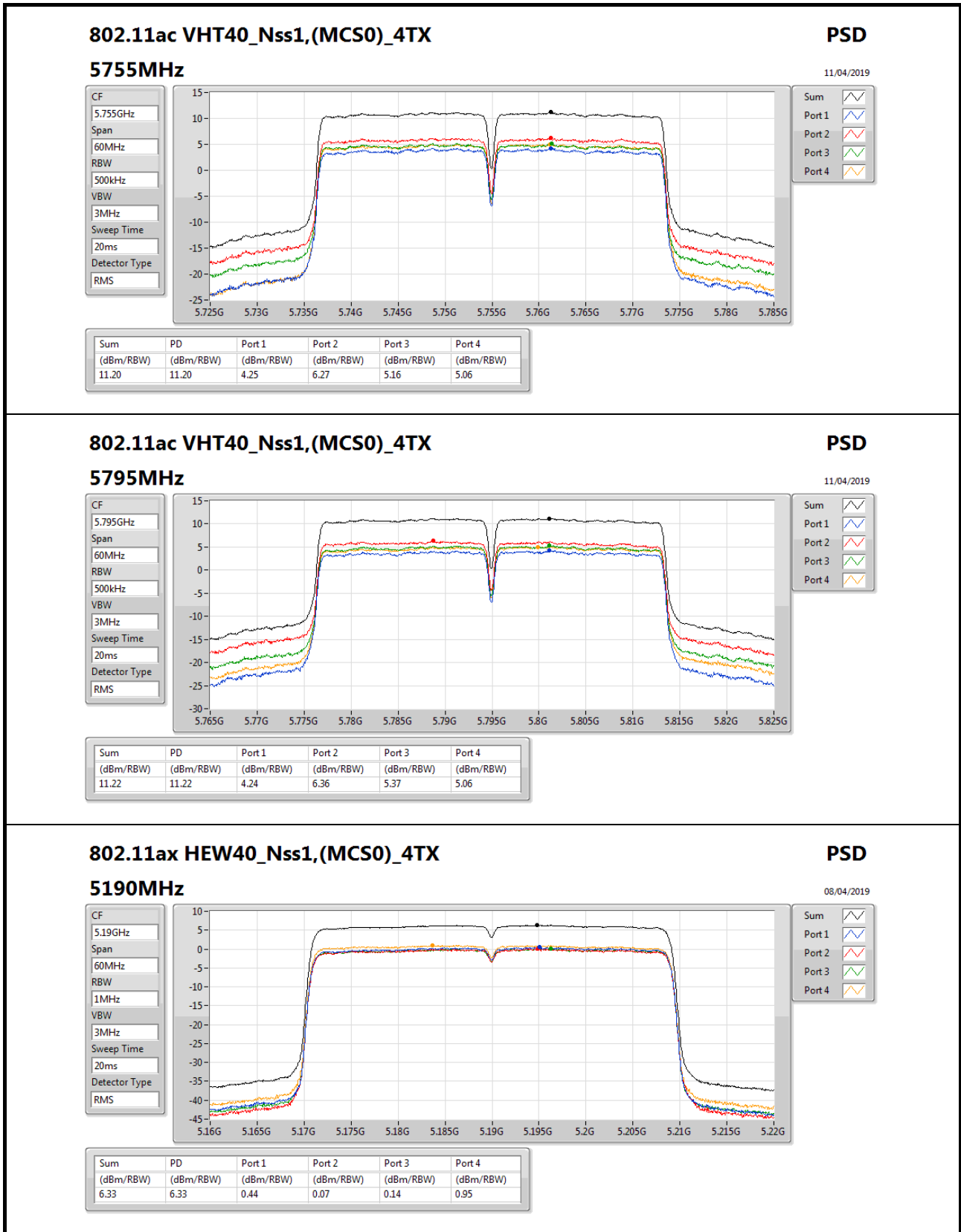


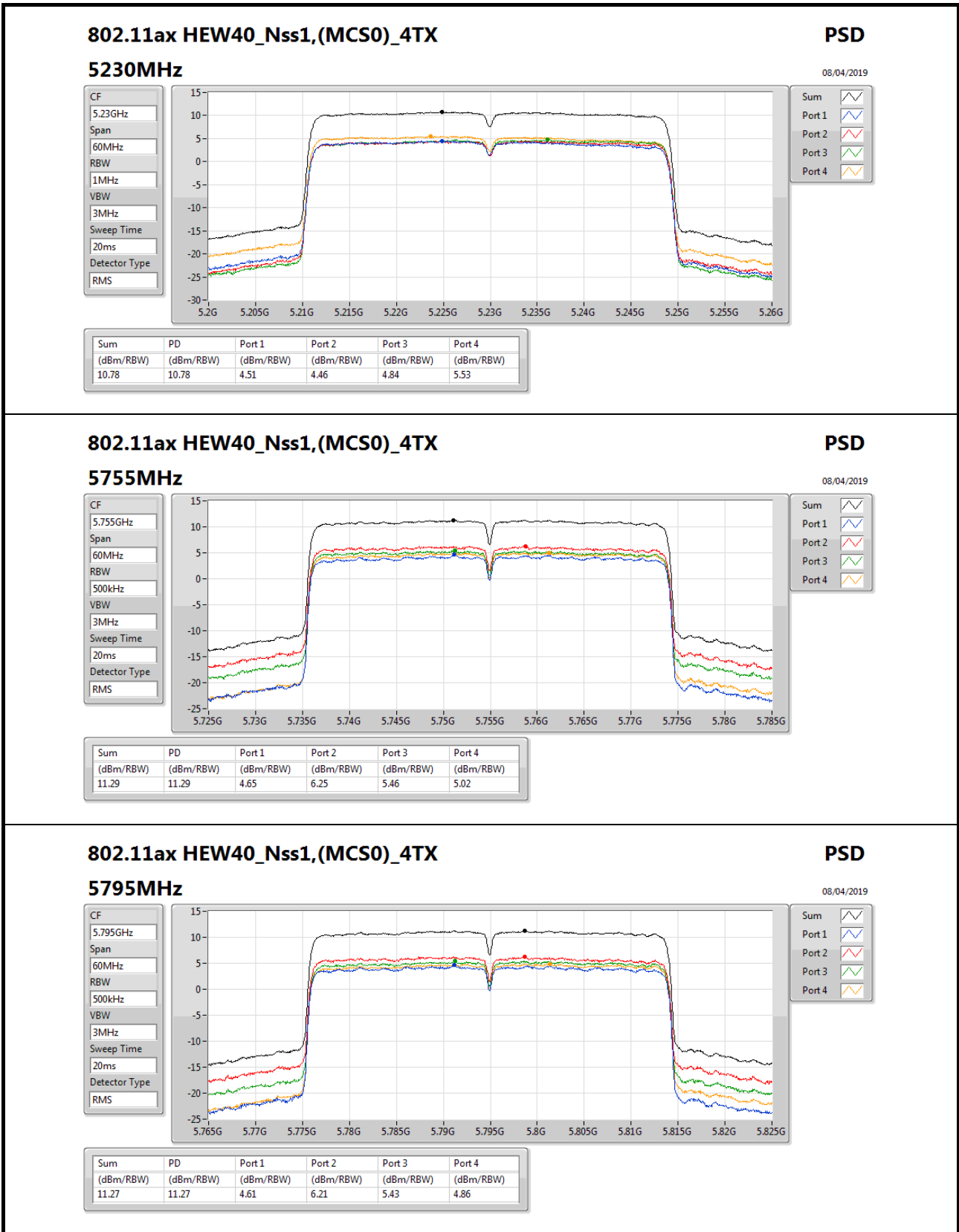


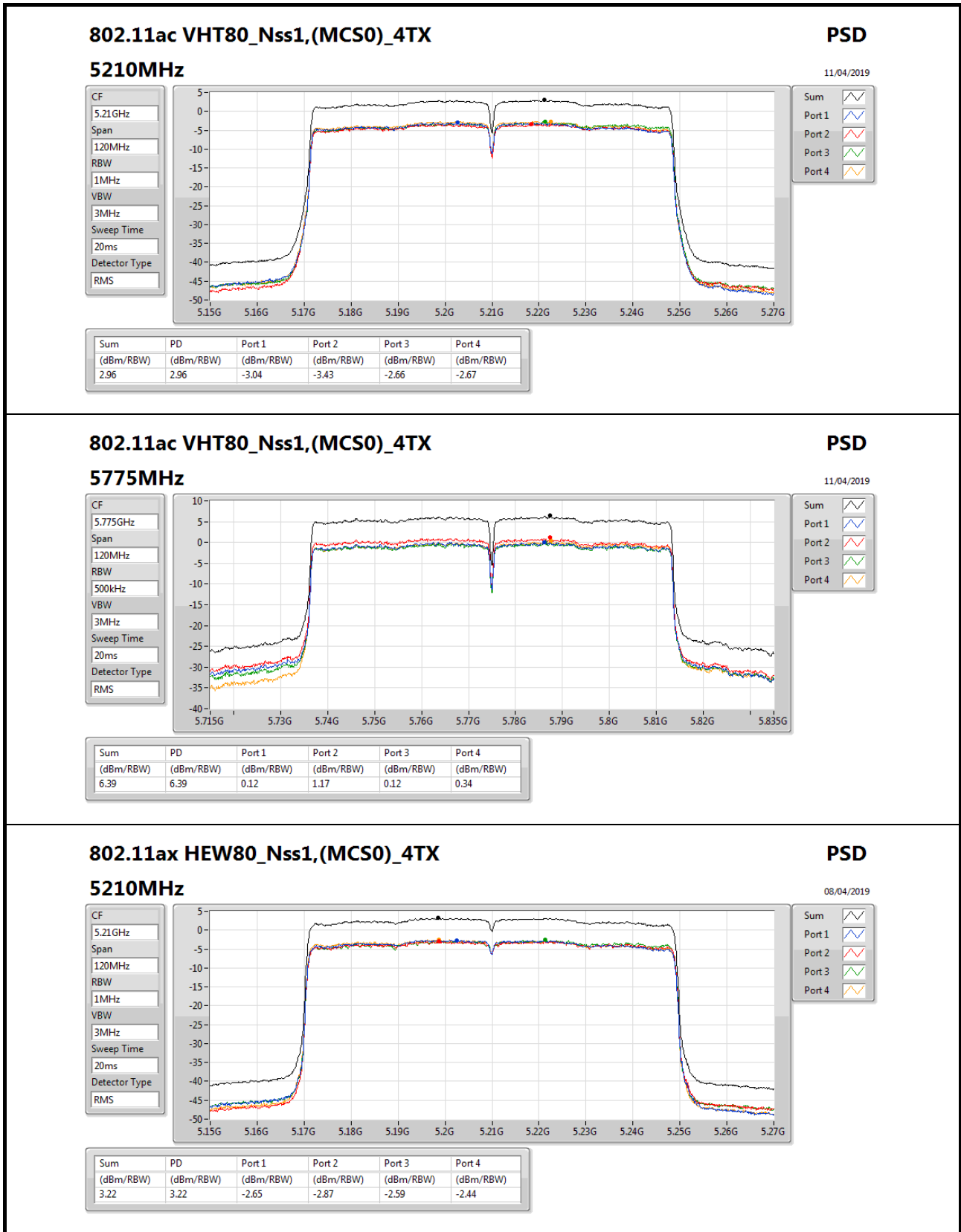


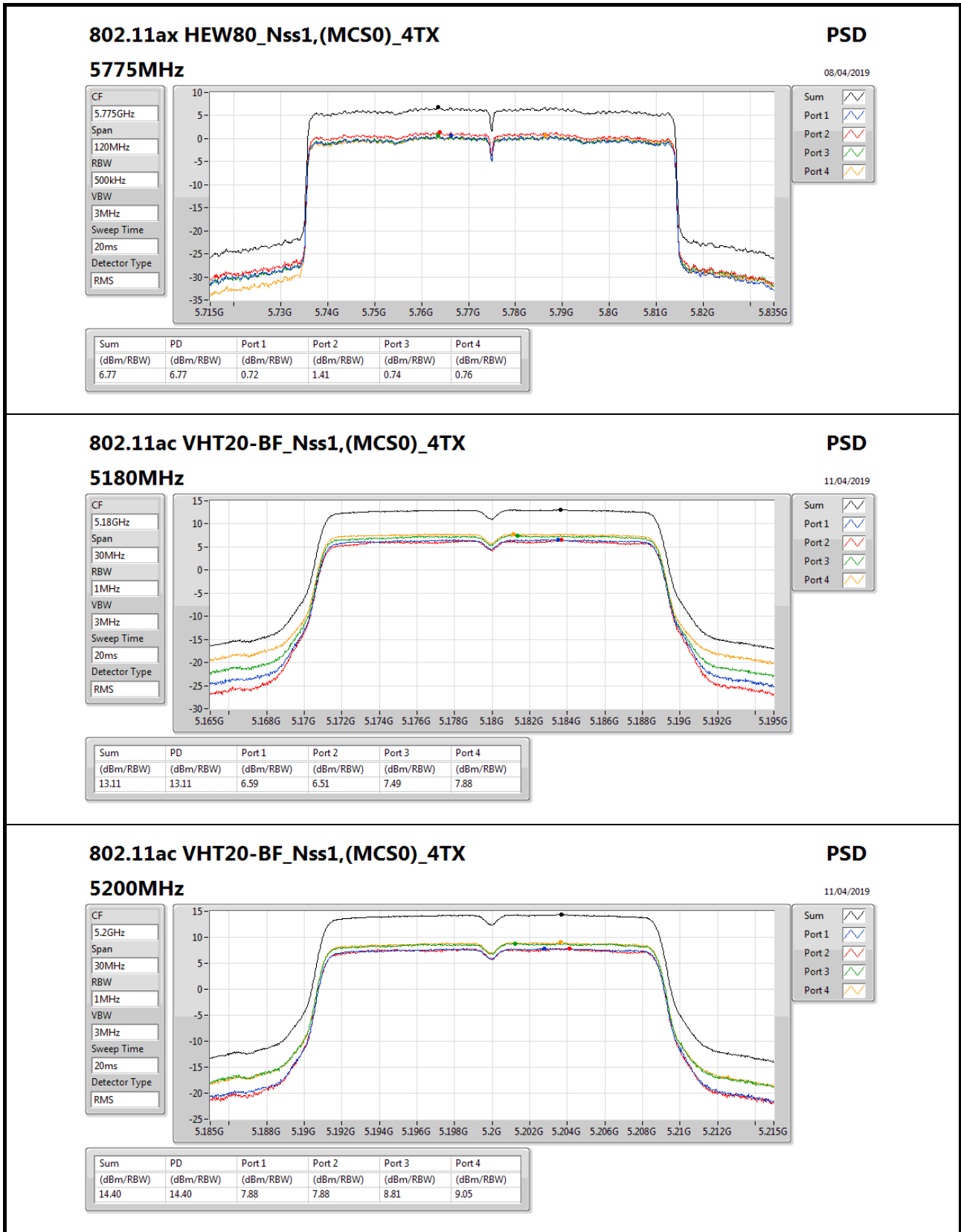


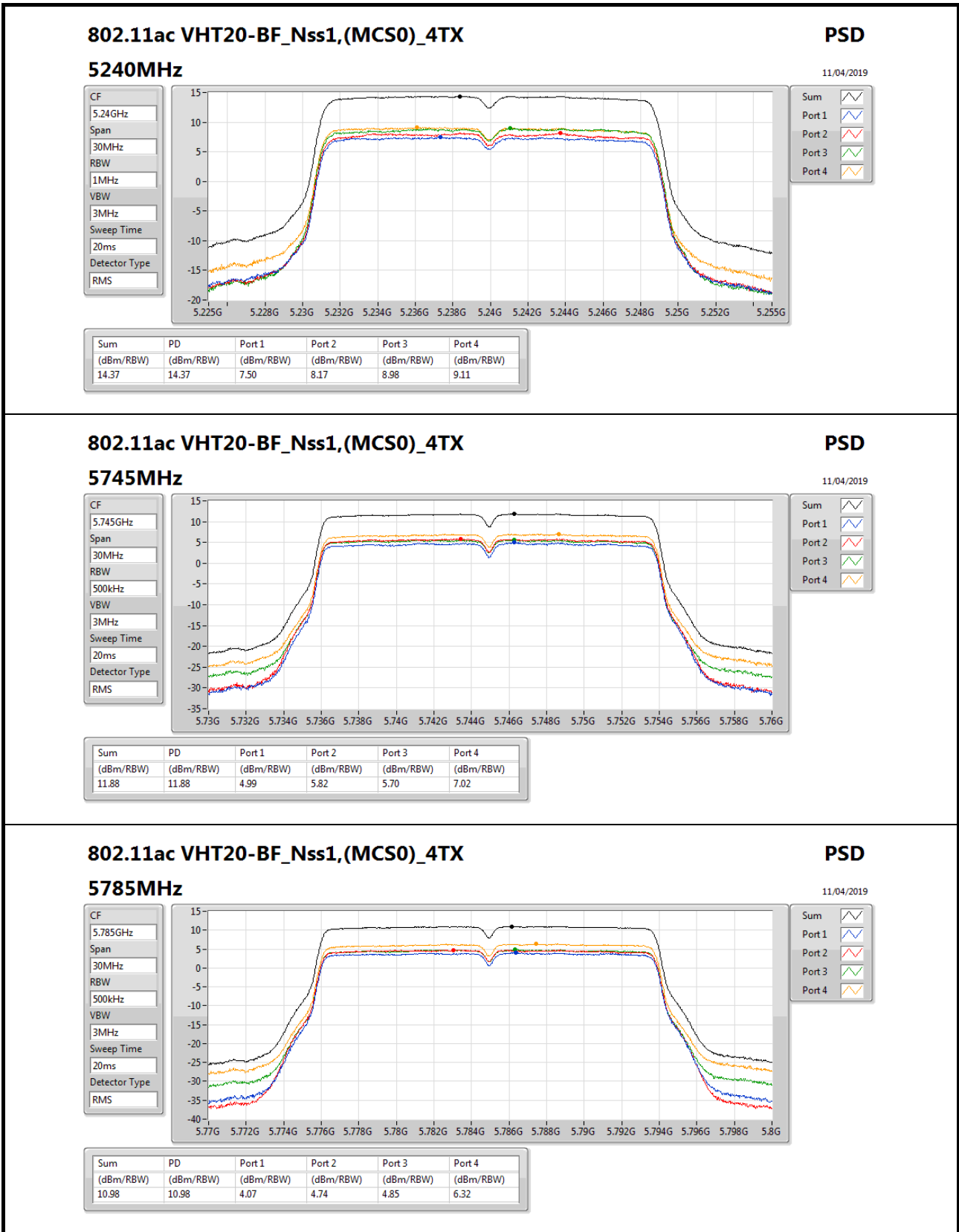


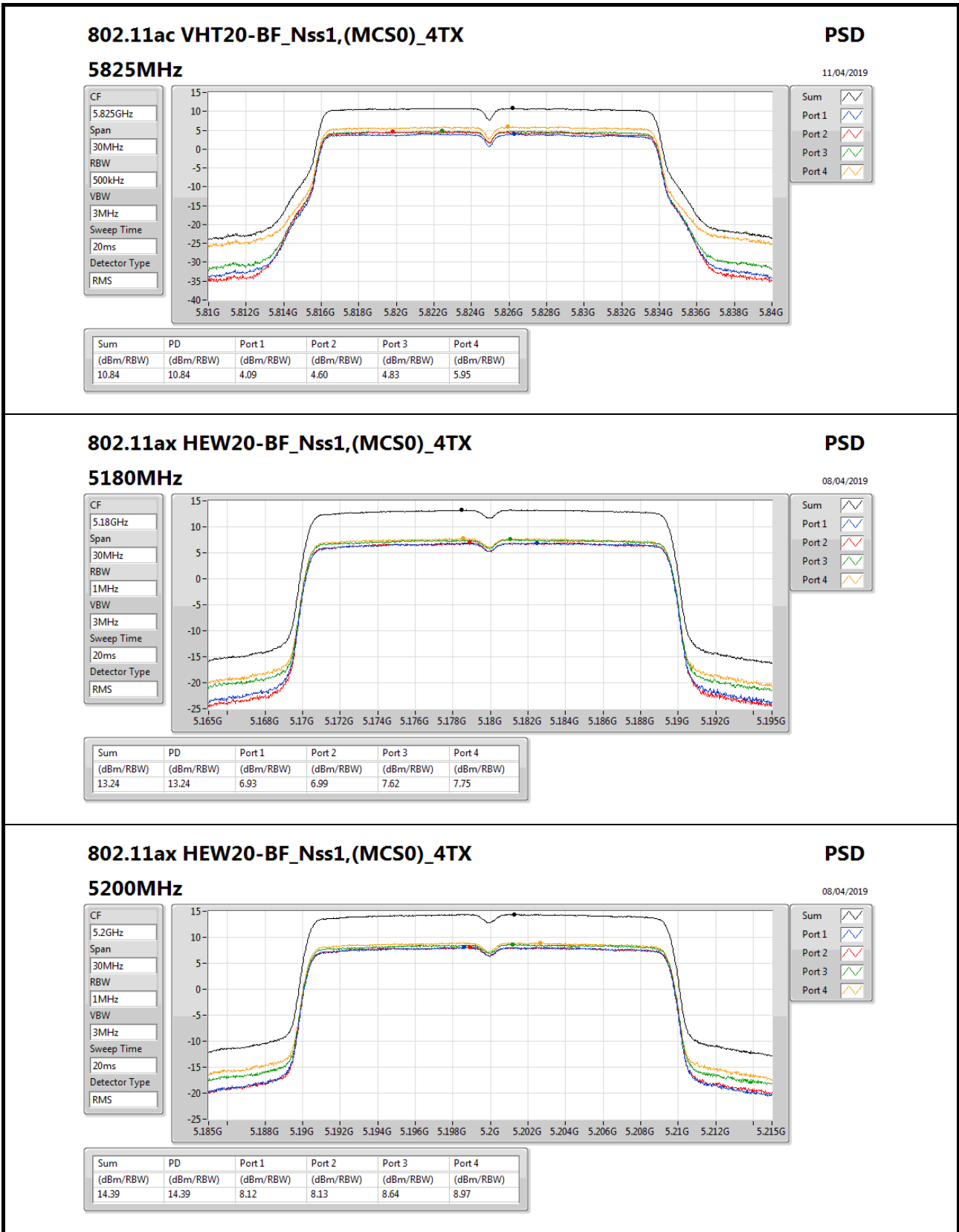


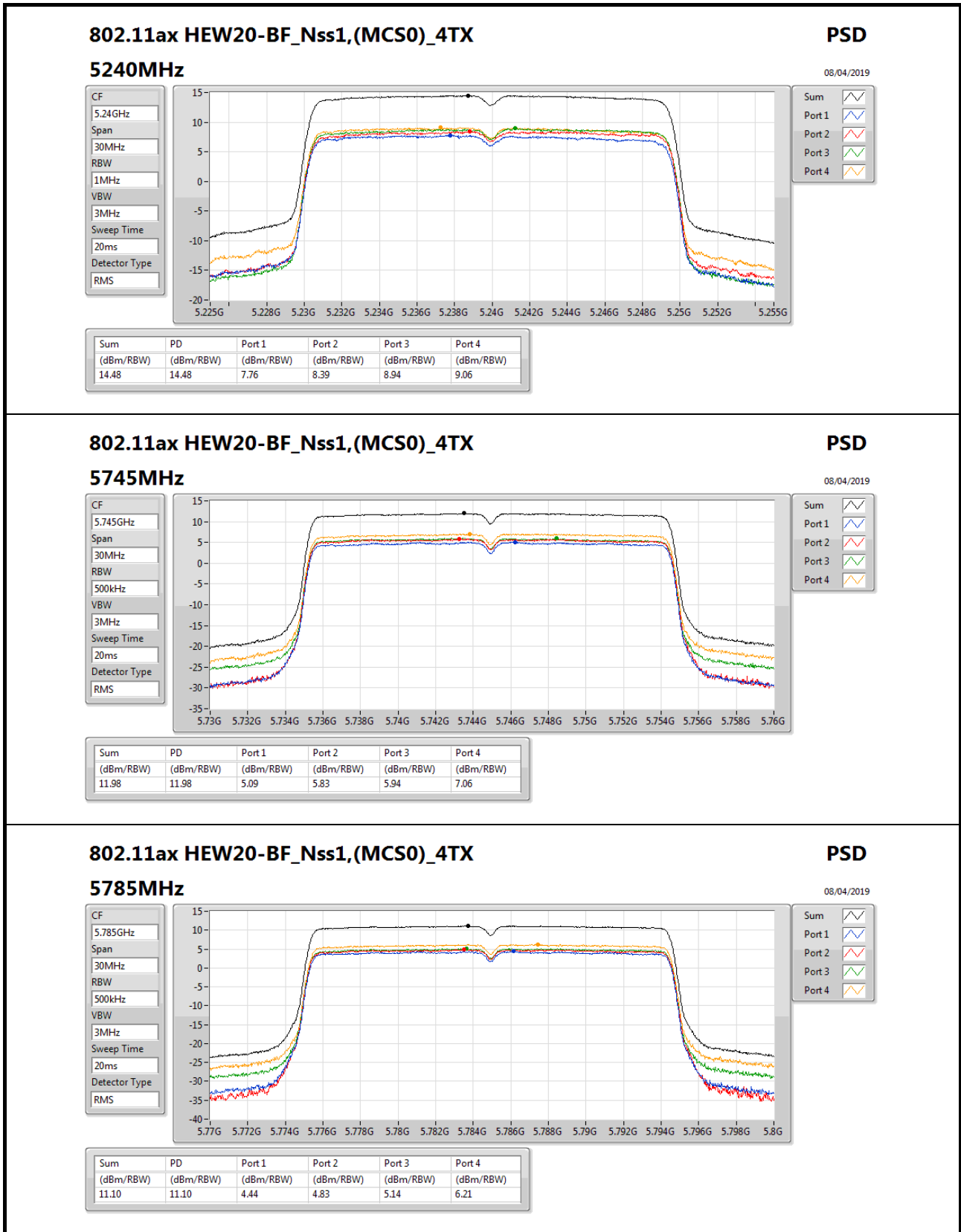


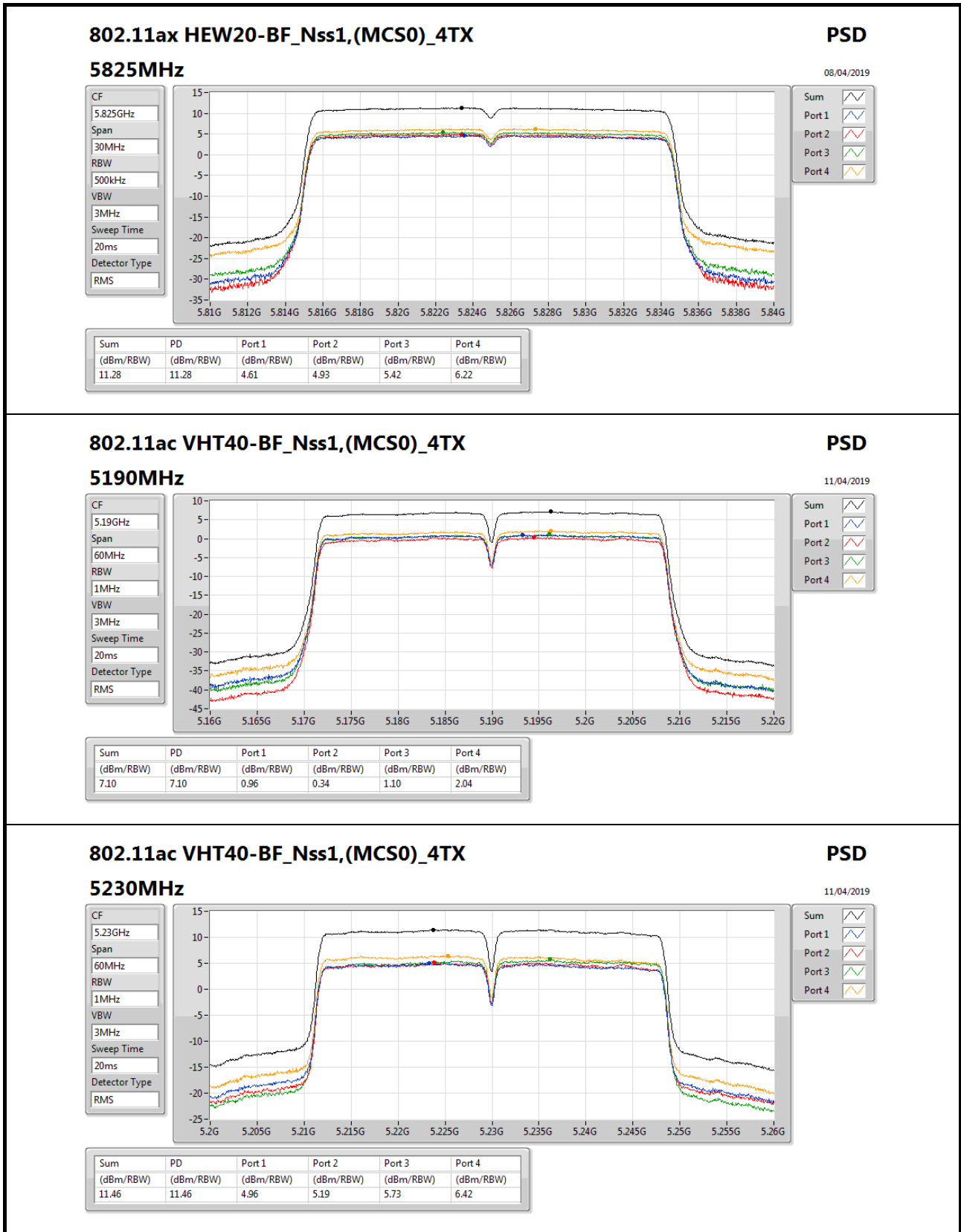


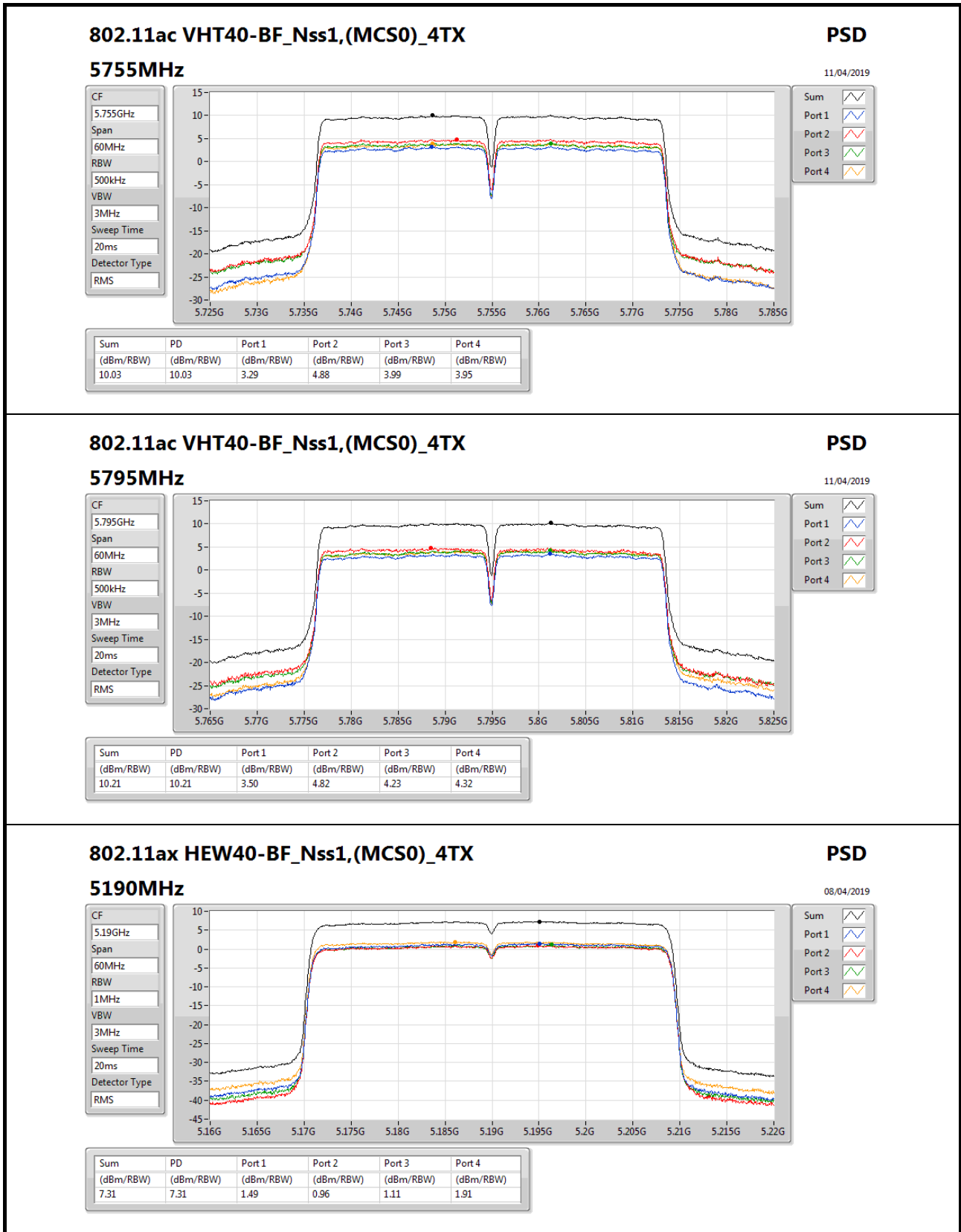


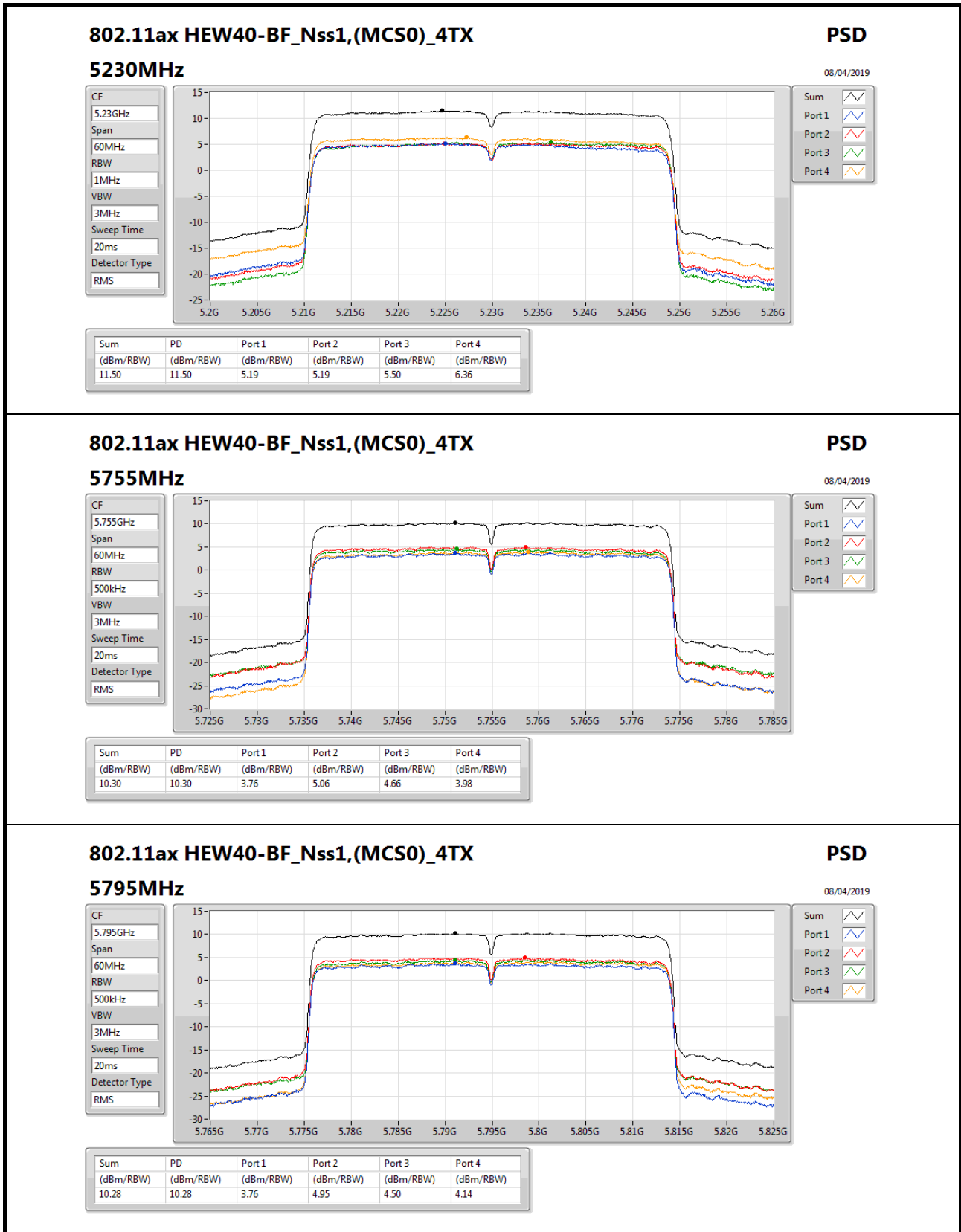


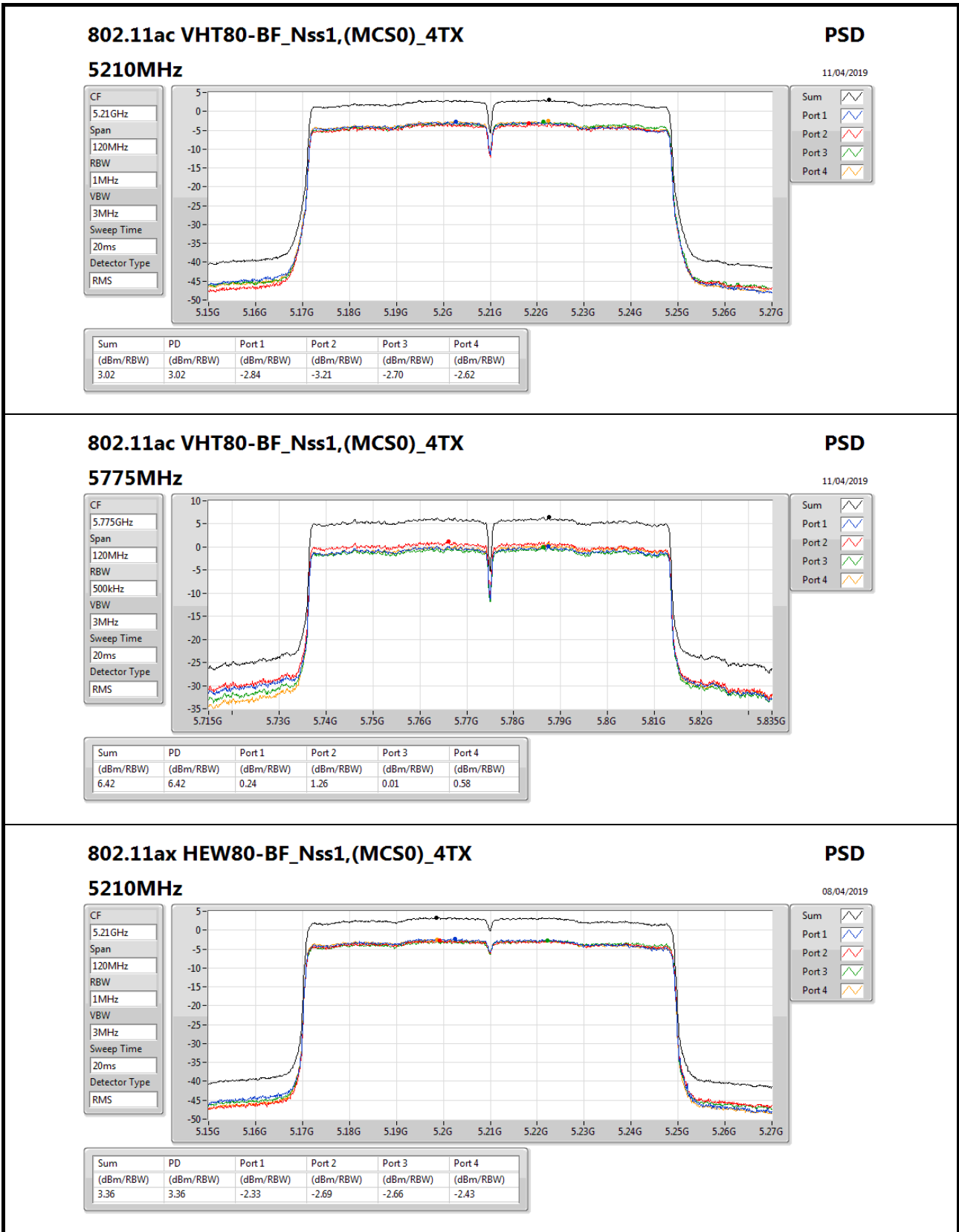


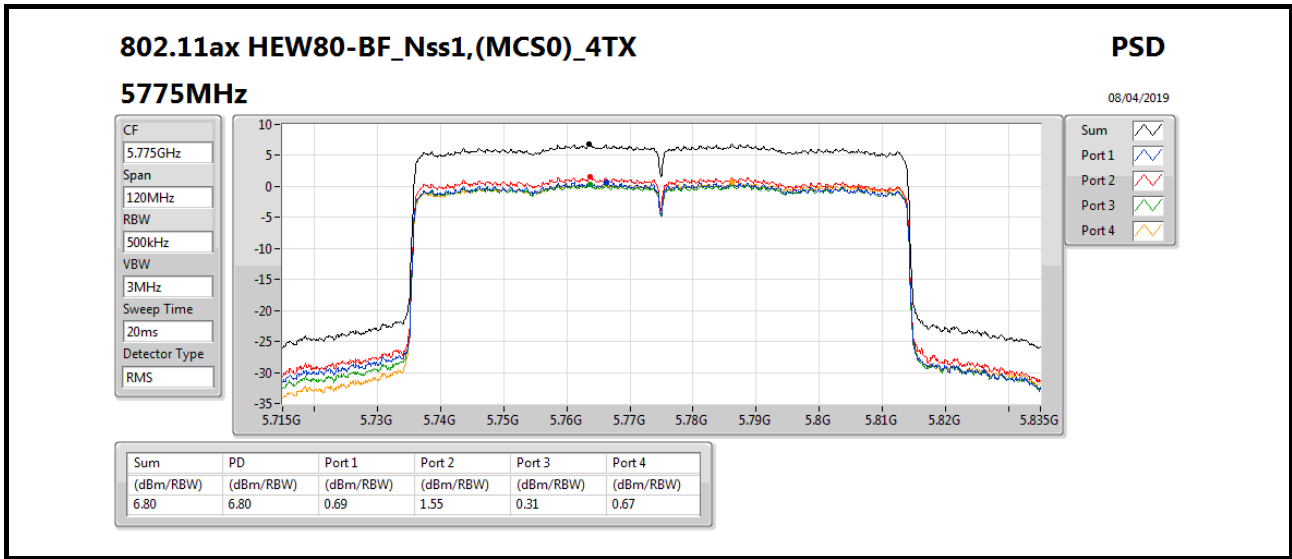








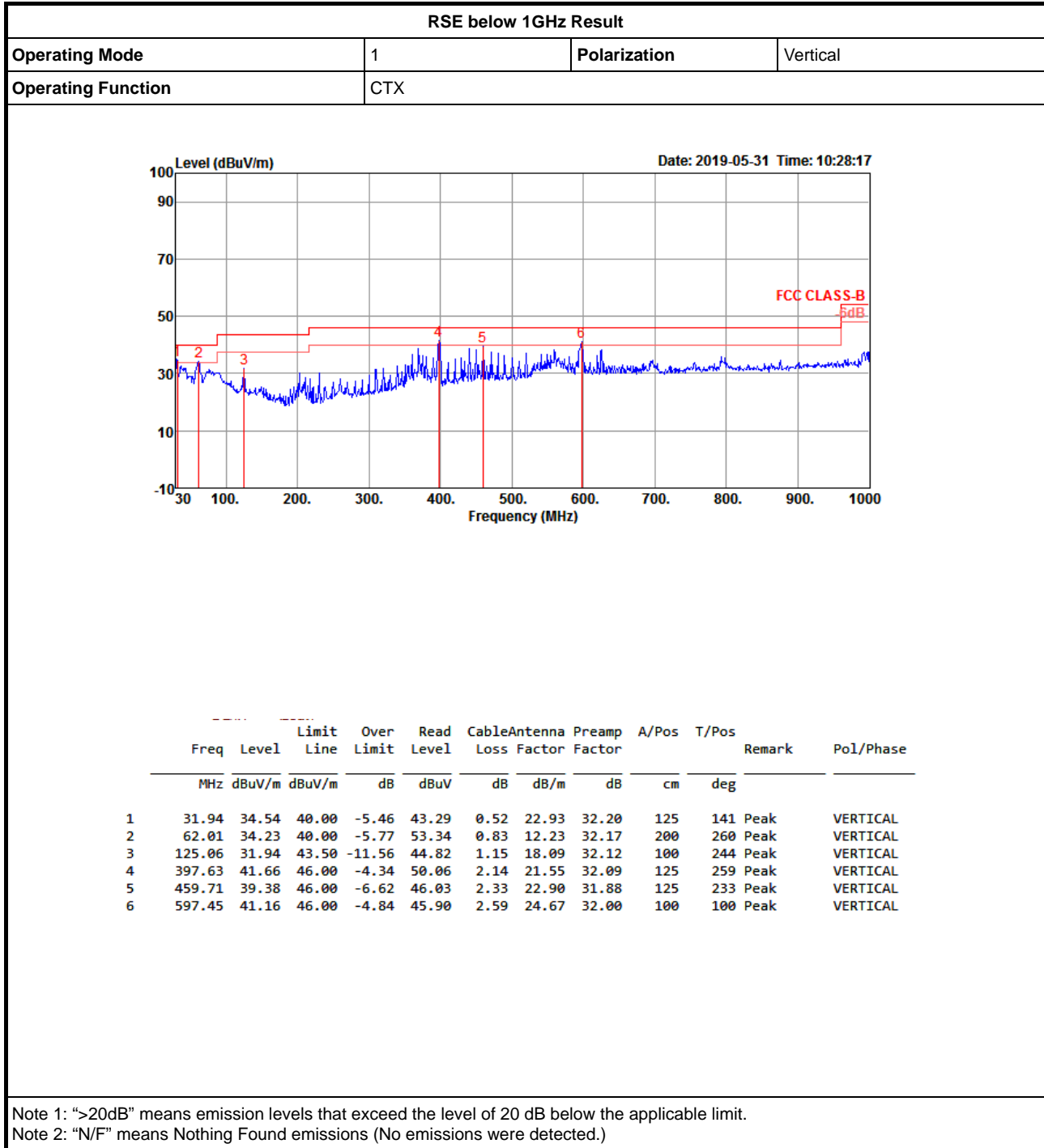






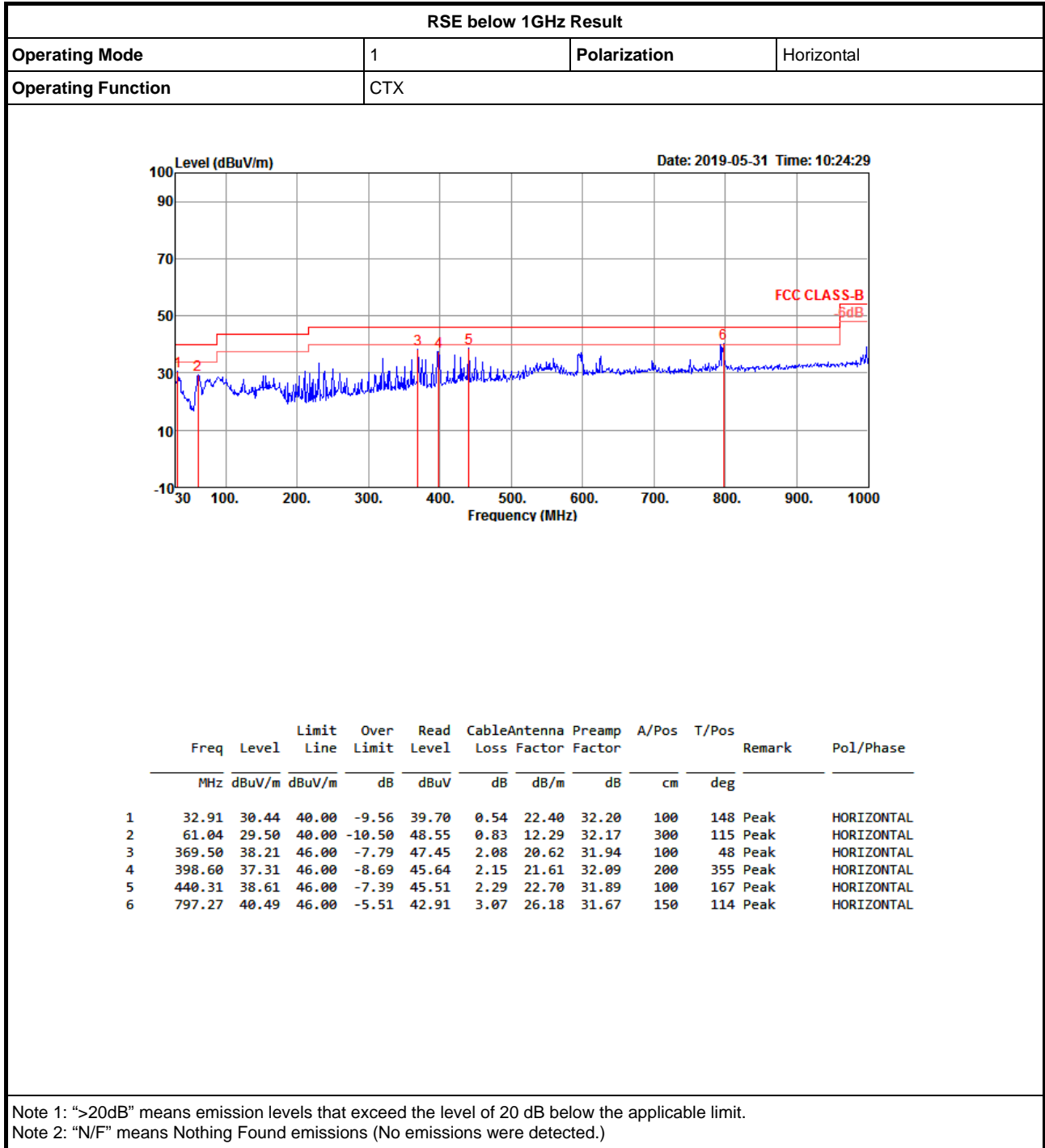
RSE below 1GHz Result

Appendix E.1





RSE below 1GHz Result





RSE TX above 1GHz Result

Appendix E.2

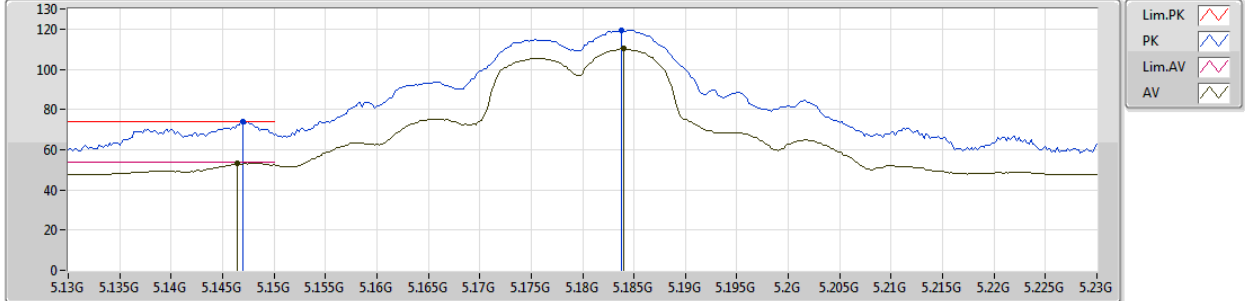
Summary

Mode	Result	Type	Freq (Hz)	Level (dBuV/m)	Limit (dBuV/m)	Margin (dB)	Factor (dB)	Dist (m)	Condition	Azimuth (°)	Height (m)	Comments
5.15-5.25GHz	-	-	-	-	-	-	-	-	-	-	-	-
802.11ax HEW40_Nss1,(MCS0)_4TX	Pass	AV	5.15G	53.98	54.00	-0.02	7.85	3	Vertical	153	1.33	-

802.11a_Nss1,(6Mbps)_4TX

04/04/2019

5180MHz_TX



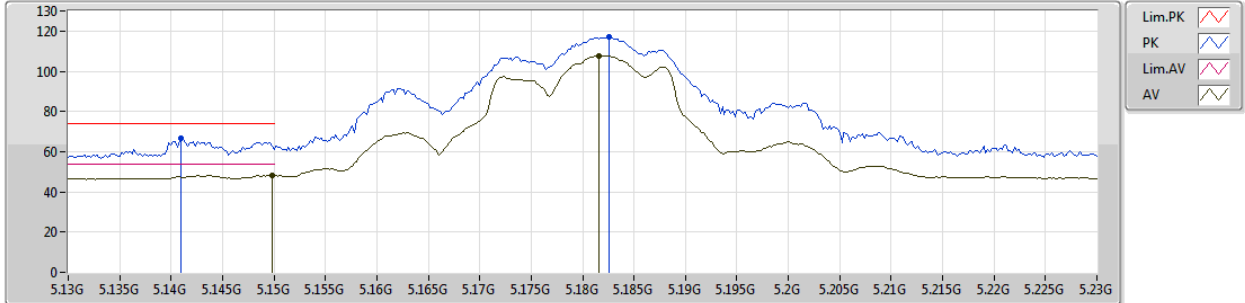
EUT_Y_4TX
Setting 86
02-W-3-10
FSP(100142)

Type	Freq (Hz)	Level (dBuV/m)	Limit (dBuV/m)	Margin (dB)	Factor (dB)	Dist (m)	Condition	Azimuth (°)	Height (m)	Comments
PK	5.147G	73.97	74.00	-0.03	8.04	3	Vertical	11	2.34	-
AV	5.1464G	53.29	54.00	-0.71	8.04	3	Vertical	11	2.34	-
PK	5.1838G	119.38	Inf	-Inf	8.13	3	Vertical	11	2.34	-
AV	5.184G	110.36	Inf	-Inf	8.13	3	Vertical	11	2.34	-

802.11a_Nss1,(6Mbps)_4TX

04/04/2019

5180MHz_TX



EUT_Y_4TX
Setting 86
02-W-3-10
FSP(100142)

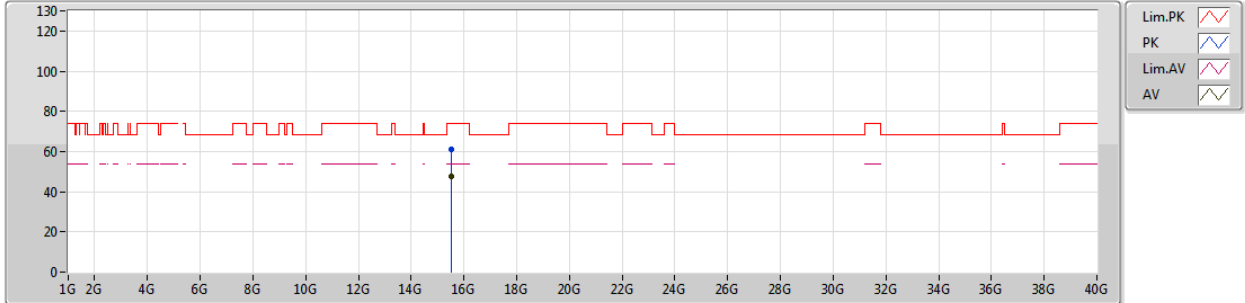
Type	Freq (Hz)	Level (dBuV/m)	Limit (dBuV/m)	Margin (dB)	Factor (dB)	Dist (m)	Condition	Azimuth (°)	Height (m)	Comments
PK	5.141G	66.46	74.00	-7.54	8.04	3	Horizontal	118	2.68	-
AV	5.1498G	48.12	54.00	-5.88	8.04	3	Horizontal	118	2.68	-
PK	5.1826G	117.04	Inf	-Inf	8.12	3	Horizontal	118	2.68	-
AV	5.1816G	107.82	Inf	-Inf	8.12	3	Horizontal	118	2.68	-



802.11a_Nss1,(6Mbps)_4TX

04/04/2019

5180MHz_TX



EUT Y_4TX
Setting 86
04-W-3
FSP(100304)

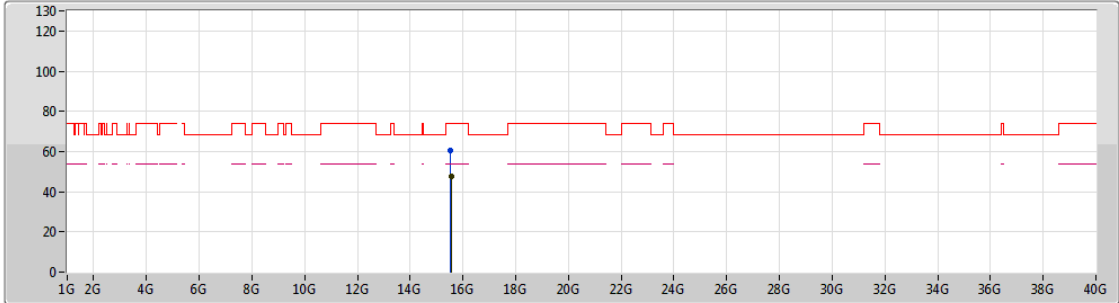
Type	Freq (Hz)	Level (dBuV/m)	Limit (dBuV/m)	Margin (dB)	Factor (dB)	Dist (m)	Condition	Azimuth (°)	Height (m)	Comments
PK	15.54408G	61.01	74.00	-12.99	16.01	3	Vertical	148	2.28	-
AV	15.54318G	47.73	54.00	-6.27	16.02	3	Vertical	148	2.28	-



802.11a_Nss1,(6Mbps)_4TX

04/04/2019

5180MHz_TX



Lim.PK
 PK
 Lim.AV
 AV

EUT Y_4TX
 Setting 86
 04-W-3
 FSP(100304)

Type	Freq (Hz)	Level (dBuV/m)	Limit (dBuV/m)	Margin (dB)	Factor (dB)	Dist (m)	Condition	Azimuth (°)	Height (m)	Comments
PK	15.52836G	60.78	74.00	-13.22	16.02	3	Horizontal	89	1.50	-
AV	15.55194G	47.79	54.00	-6.21	16.00	3	Horizontal	89	1.50	-

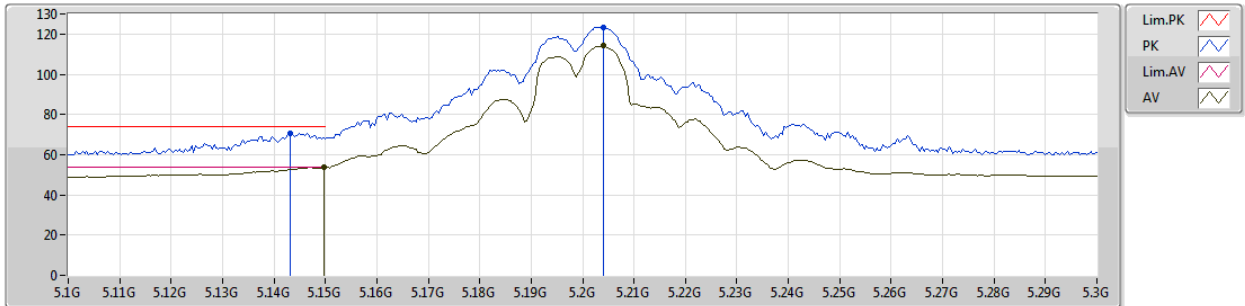


RSE TX above 1GHz Result

802.11a_Nss1,(6Mbps)_4TX

04/04/2019

5200MHz_TX



EUT Y_4TX
 Setting 98
 04-W-3-10
 FSP(100304)

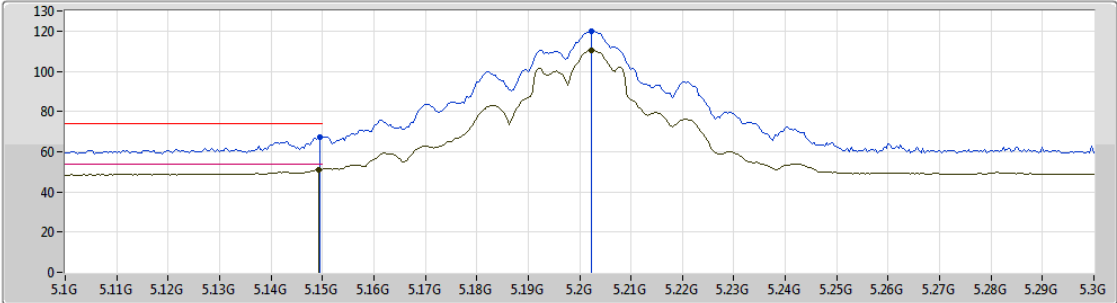
Type	Freq (Hz)	Level (dBuV/m)	Limit (dBuV/m)	Margin (dB)	Factor (dB)	Dist (m)	Condition	Azimuth (°)	Height (m)	Comments
PK	5.1432G	70.80	74.00	-3.20	7.84	3	Vertical	353	2.00	-
AV	5.1498G	53.86	54.00	-0.14	7.85	3	Vertical	353	2.00	-
PK	5.204G	123.43	Inf	-Inf	7.95	3	Vertical	353	2.00	-
AV	5.204G	114.14	Inf	-Inf	7.95	3	Vertical	353	2.00	-



802.11a_Nss1,(6Mbps)_4TX

04/04/2019

5200MHz_TX



EUT_Y_4TX
Setting 98
04-W-3-10
FSP(100304)

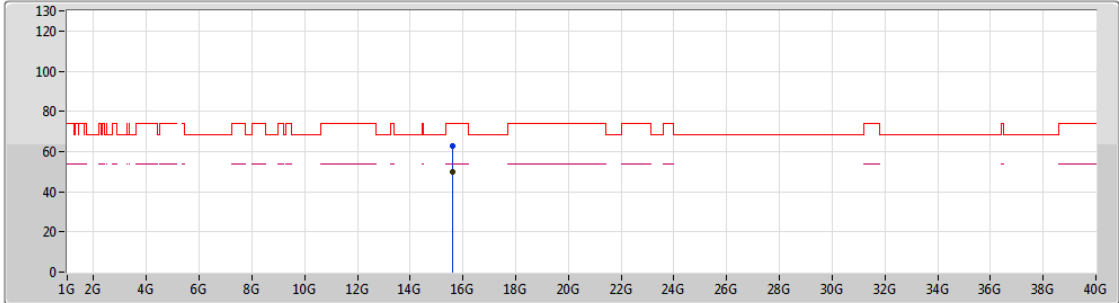
Type	Freq (Hz)	Level (dBuV/m)	Limit (dBuV/m)	Margin (dB)	Factor (dB)	Dist (m)	Condition	Azimuth (°)	Height (m)	Comments
PK	5.1496G	67.32	74.00	-6.68	7.85	3	Horizontal	310	2.91	-
AV	5.1492G	51.05	54.00	-2.95	7.85	3	Horizontal	310	2.91	-
PK	5.2024G	120.04	Inf	-Inf	7.93	3	Horizontal	310	2.91	-
AV	5.2024G	110.57	Inf	-Inf	7.93	3	Horizontal	310	2.91	-



802.11a_Nss1,(6Mbps)_4TX

04/04/2019

5200MHz_TX



Lim.PK
 PK
 Lim.AV
 AV

EUT Y_4TX
 Setting 98
 04-W-3
 FSP(100304)

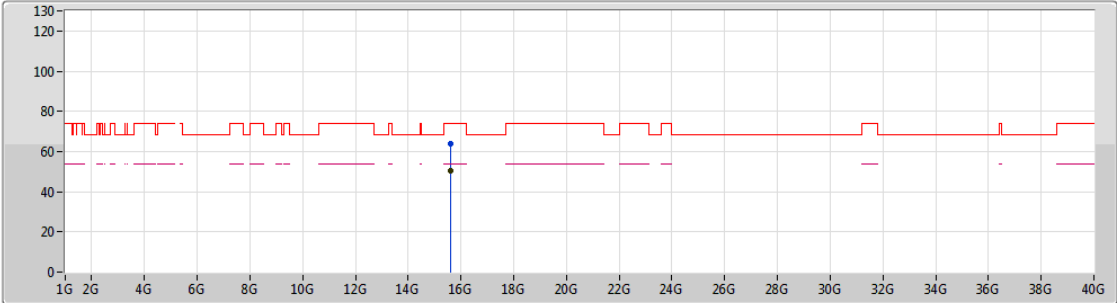
Type	Freq (Hz)	Level (dBuV/m)	Limit (dBuV/m)	Margin (dB)	Factor (dB)	Dist (m)	Condition	Azimuth (°)	Height (m)	Comments
PK	15.59742G	62.84	74.00	-11.16	15.97	3	Vertical	244	1.79	-
AV	15.59868G	49.62	54.00	-4.38	15.97	3	Vertical	244	1.79	-



802.11a_Nss1,(6Mbps)_4TX

04/04/2019

5200MHz_TX



Lim.PK
 PK
 Lim.AV
 AV

EUT Y_4TX
 Setting 98
 04-W-3
 FSP(100304)

Type	Freq (Hz)	Level (dBuV/m)	Limit (dBuV/m)	Margin (dB)	Factor (dB)	Dist (m)	Condition	Azimuth (°)	Height (m)	Comments
PK	15.59118G	64.11	74.00	-9.89	15.99	3	Horizontal	298	2.40	-
AV	15.59754G	50.16	54.00	-3.84	15.97	3	Horizontal	298	2.40	-



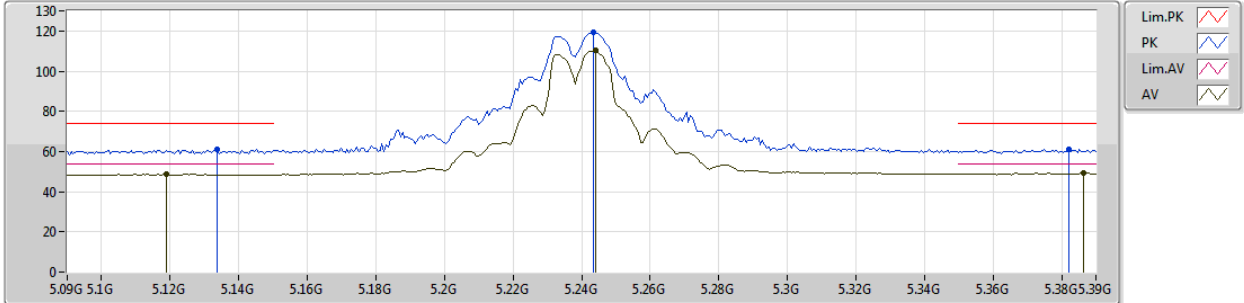
RSE TX above 1GHz Result

Appendix E.2

802.11a_Nss1,(6Mbps)_4TX

04/04/2019

5240MHz_TX



EUT Y_4TX
Setting 93
04-W-3-10
FSP(100304)

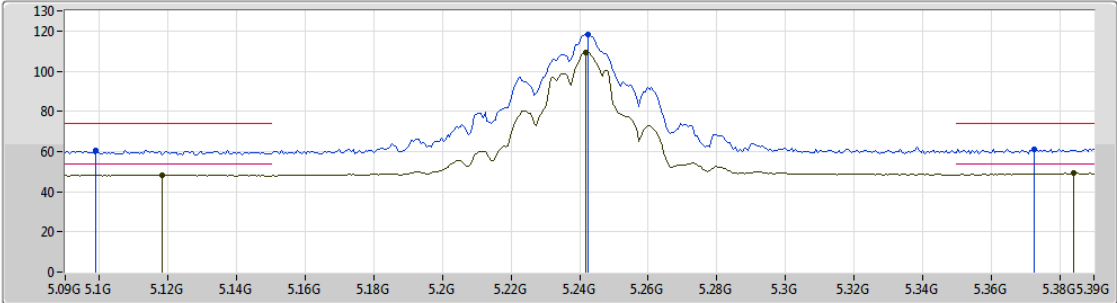
Type	Freq (Hz)	Level (dBuV/m)	Limit (dBuV/m)	Margin (dB)	Factor (dB)	Dist (m)	Condition	Azimuth (°)	Height (m)	Comments
PK	5.1338G	61.23	74.00	-12.77	7.83	3	Vertical	145	1.50	-
AV	5.1188G	48.68	54.00	-5.32	7.82	3	Vertical	145	1.50	-
PK	5.2436G	119.61	Inf	-Inf	8.10	3	Vertical	145	1.50	-
AV	5.2442G	110.23	Inf	-Inf	8.11	3	Vertical	145	1.50	-
PK	5.3822G	60.98	74.00	-13.02	8.71	3	Vertical	145	1.50	-
AV	5.3864G	49.43	54.00	-4.57	8.73	3	Vertical	145	1.50	-



802.11a_Nss1,(6Mbps)_4TX

04/04/2019

5240MHz_TX



Lim.PK
 PK
 Lim.AV
 AV

EUT Y_4TX
 Setting 93
 04-W-3-10
 FSP(100304)

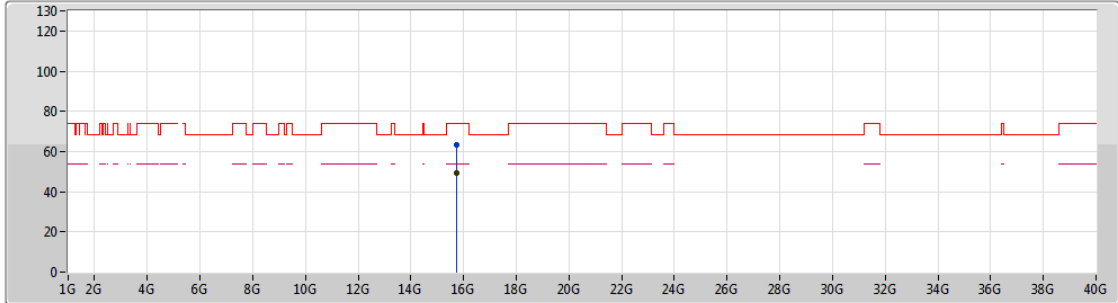
Type	Freq (Hz)	Level (dBuV/m)	Limit (dBuV/m)	Margin (dB)	Factor (dB)	Dist (m)	Condition	Azimuth (°)	Height (m)	Comments
PK	5.099G	60.47	74.00	-13.53	7.79	3	Horizontal	308	2.72	-
AV	5.1182G	48.36	54.00	-5.64	7.82	3	Horizontal	308	2.72	-
PK	5.2424G	118.45	Inf	-Inf	8.09	3	Horizontal	308	2.72	-
AV	5.2418G	109.01	Inf	-Inf	8.09	3	Horizontal	308	2.72	-
PK	5.3726G	61.29	74.00	-12.71	8.66	3	Horizontal	308	2.72	-
AV	5.384G	49.15	54.00	-4.85	8.72	3	Horizontal	308	2.72	-



802.11a_Nss1,(6Mbps)_4TX

04/04/2019

5240MHz_TX



Lim.PK
 PK
 Lim.AV
 AV

EUT Y_4TX
 Setting 93
 04-W-3
 FSP(100304)

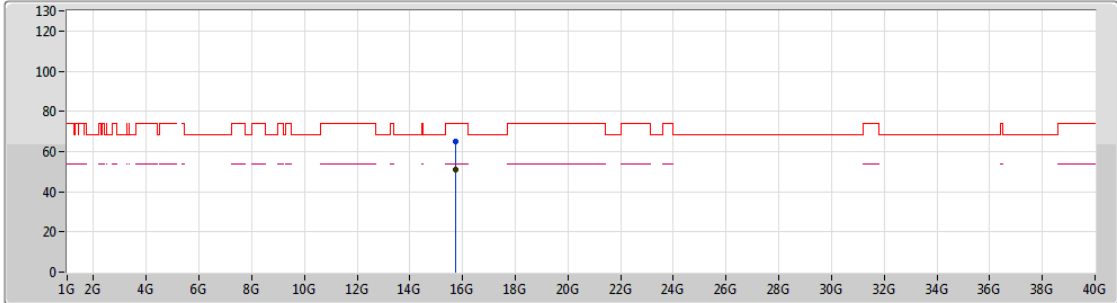
Type	Freq (Hz)	Level (dBuV/m)	Limit (dBuV/m)	Margin (dB)	Factor (dB)	Dist (m)	Condition	Azimuth (°)	Height (m)	Comments
PK	15.72156G	63.48	74.00	-10.52	15.91	3	Vertical	238	1.50	-
AV	15.7212G	49.33	54.00	-4.67	15.91	3	Vertical	238	1.50	-



802.11a_Nss1,(6Mbps)_4TX

04/04/2019

5240MHz_TX



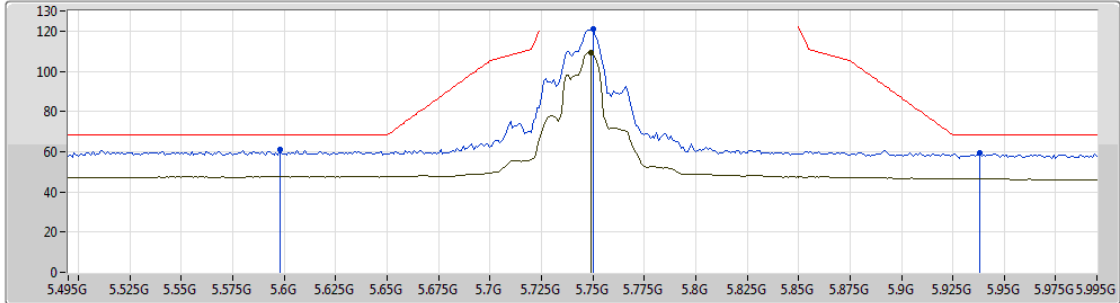
EUT Y_4TX
Setting 93
04-W-3
FSP(100304)

Type	Freq (Hz)	Level (dBuV/m)	Limit (dBuV/m)	Margin (dB)	Factor (dB)	Dist (m)	Condition	Azimuth (°)	Height (m)	Comments
PK	15.71814G	64.88	74.00	-9.12	15.92	3	Horizontal	298	1.72	-
AV	15.7182G	50.85	54.00	-3.15	15.92	3	Horizontal	298	1.72	-

802.11a_Nss1,(6Mbps)_4TX

03/04/2019

5745MHz_TX



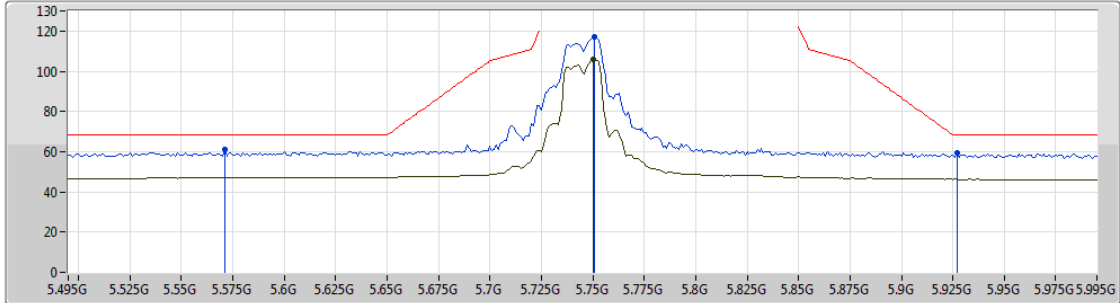
EUT_Y_4TX
Setting 87
02-J-5-10
FSP(100142)

Type	Freq (Hz)	Level (dBuV/m)	Limit (dBuV/m)	Margin (dB)	Factor (dB)	Dist (m)	Condition	Azimuth (°)	Height (m)	Comments
PK	5.598G	60.90	68.20	-7.30	8.64	3	Vertical	21	1.40	-
PK	5.75G	120.82	Inf	-Inf	8.83	3	Vertical	21	1.40	-
AV	5.749G	109.39	Inf	-Inf	8.82	3	Vertical	21	1.40	-
PK	5.938G	59.37	68.20	-8.83	8.86	3	Vertical	21	1.40	-

802.11a_Nss1,(6Mbps)_4TX

03/04/2019

5745MHz_TX



EUT_Y_4TX
Setting 87
02-J-5-10
FSP(100142)

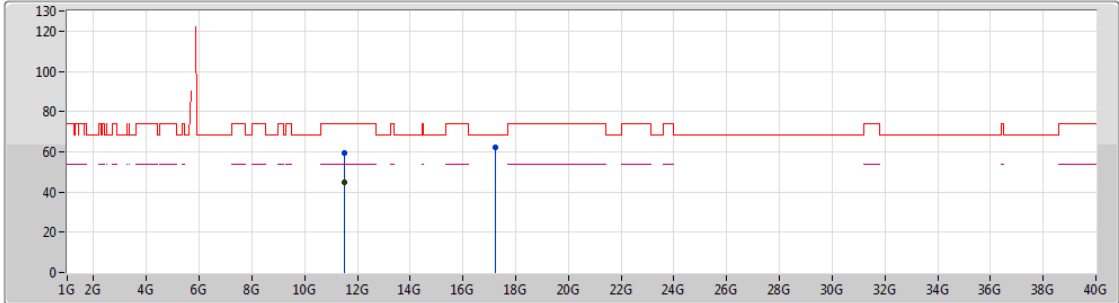
Type	Freq (Hz)	Level (dBuV/m)	Limit (dBuV/m)	Margin (dB)	Factor (dB)	Dist (m)	Condition	Azimuth (°)	Height (m)	Comments
PK	5.571G	60.87	68.20	-7.33	8.63	3	Horizontal	13	1.56	-
PK	5.751G	116.97	Inf	-Inf	8.83	3	Horizontal	13	1.56	-
AV	5.75G	106.06	Inf	-Inf	8.83	3	Horizontal	13	1.56	-
PK	5.927G	59.29	68.20	-8.91	8.86	3	Horizontal	13	1.56	-



802.11a_Nss1,(6Mbps)_4TX

03/04/2019

5745MHz_TX



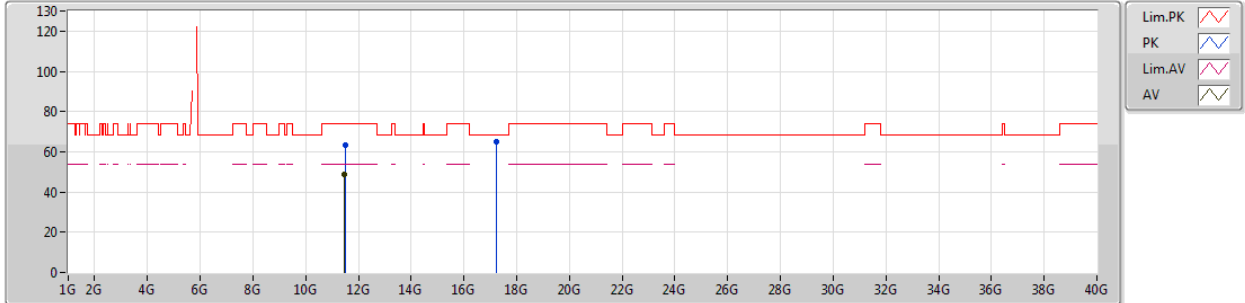
EUT_Y_4TX
Setting 87
02-J-5
FSP(100142)

Type	Freq (Hz)	Level (dBuV/m)	Limit (dBuV/m)	Margin (dB)	Factor (dB)	Dist (m)	Condition	Azimuth (°)	Height (m)	Comments
PK	11.49088G	59.45	74.00	-14.55	14.94	3	Vertical	329	1.03	-
AV	11.49104G	45.01	54.00	-8.99	14.94	3	Vertical	329	1.03	-
PK	17.23668G	62.26	68.20	-5.94	20.75	3	Vertical	316	1.52	-

802.11a_Nss1,(6Mbps)_4TX

03/04/2019

5745MHz_TX



EUT_Y_4TX
Setting 87
02-J-5
FSP(100142)

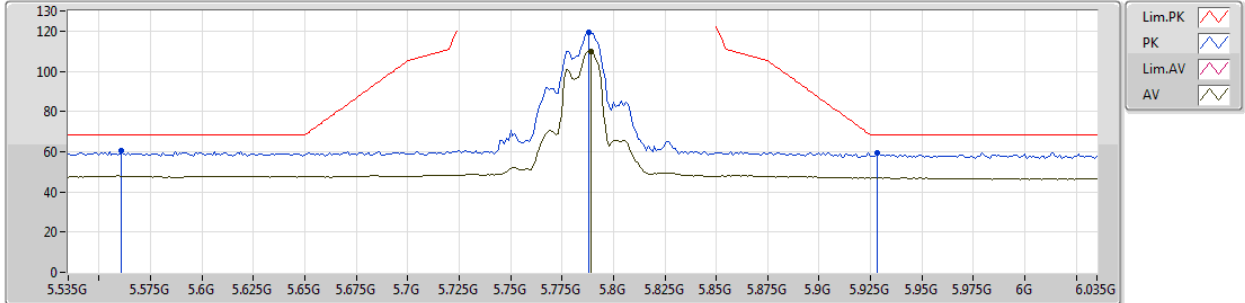
Type	Freq (Hz)	Level (dBuV/m)	Limit (dBuV/m)	Margin (dB)	Factor (dB)	Dist (m)	Condition	Azimuth (°)	Height (m)	Comments
PK	11.4876G	63.43	74.00	-10.57	14.94	3	Horizontal	132	2.87	-
AV	11.4868G	48.62	54.00	-5.38	14.94	3	Horizontal	132	2.87	-
PK	17.22724G	65.06	68.20	-3.14	20.69	3	Horizontal	147	1.41	-



802.11a_Nss1,(6Mbps)_4TX

03/04/2019

5785MHz_TX



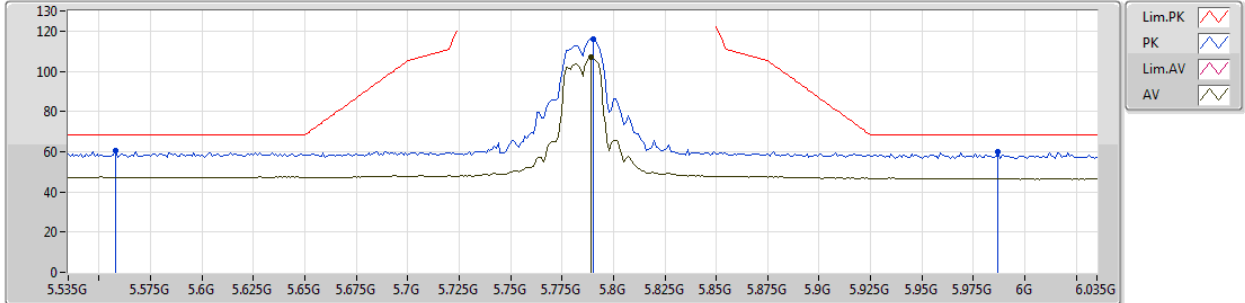
EUT_Y_4TX
Setting 82
02-J-5-10
FSP(100142)

Type	Freq (Hz)	Level (dBuV/m)	Limit (dBuV/m)	Margin (dB)	Factor (dB)	Dist (m)	Condition	Azimuth (°)	Height (m)	Comments
PK	5.561G	60.33	68.20	-7.87	8.63	3	Vertical	14	1.50	-
PK	5.788G	119.42	Inf	-Inf	8.86	3	Vertical	14	1.50	-
AV	5.789G	109.88	Inf	-Inf	8.87	3	Vertical	14	1.50	-
PK	5.928G	59.31	68.20	-8.89	8.86	3	Vertical	14	1.50	-

802.11a_Nss1,(6Mbps)_4TX

03/04/2019

5785MHz_TX



EUT_Y_4TX
Setting 82
02-J-5-10
FSP(100142)

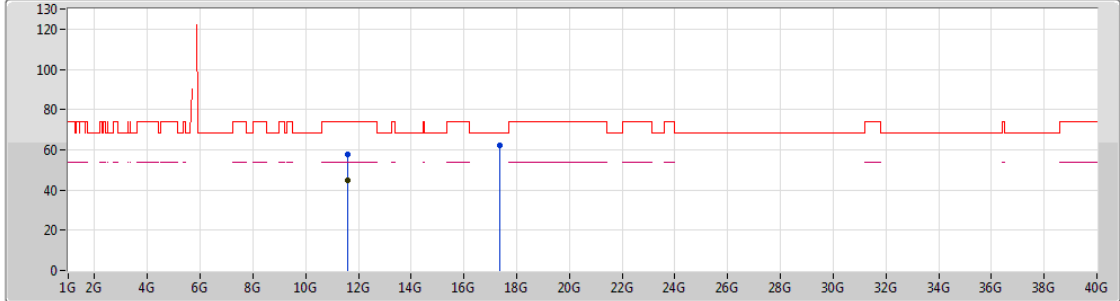
Type	Freq (Hz)	Level (dBuV/m)	Limit (dBuV/m)	Margin (dB)	Factor (dB)	Dist (m)	Condition	Azimuth (°)	Height (m)	Comments
PK	5.558G	60.27	68.20	-7.93	8.63	3	Horizontal	12	1.42	-
PK	5.79G	115.90	Inf	-Inf	8.87	3	Horizontal	12	1.42	-
AV	5.789G	107.30	Inf	-Inf	8.87	3	Horizontal	12	1.42	-
PK	5.987G	59.69	68.20	-8.51	8.84	3	Horizontal	12	1.42	-



802.11a_Nss1,(6Mbps)_4TX

03/04/2019

5785MHz_TX



EUT_Y_4TX
Setting 82
02-J-5
FSP(100142)

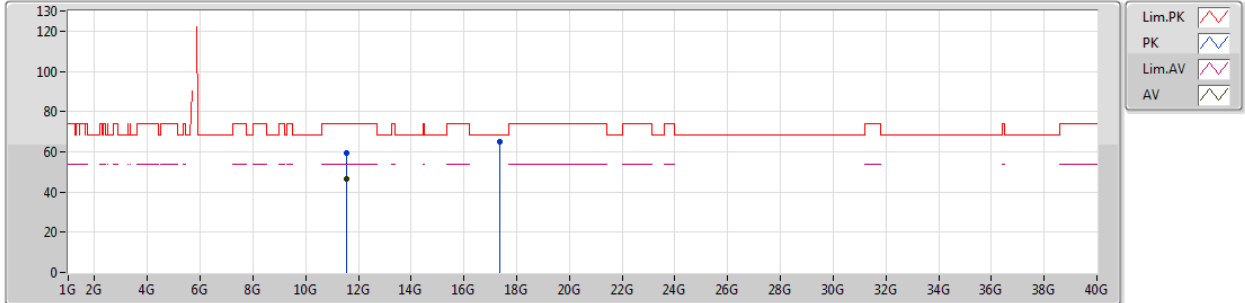
Type	Freq (Hz)	Level (dBuV/m)	Limit (dBuV/m)	Margin (dB)	Factor (dB)	Dist (m)	Condition	Azimuth (°)	Height (m)	Comments
PK	11.573G	57.69	74.00	-16.31	15.06	3	Vertical	307	1.12	-
AV	11.5723G	45.08	54.00	-8.92	15.06	3	Vertical	307	1.12	-
PK	17.3494G	61.99	68.20	-6.21	21.43	3	Vertical	73	2.29	-



802.11a_Nss1,(6Mbps)_4TX

03/04/2019

5785MHz_TX



EUT_Y_4TX
Setting 82
02-J-5
FSP(100142)

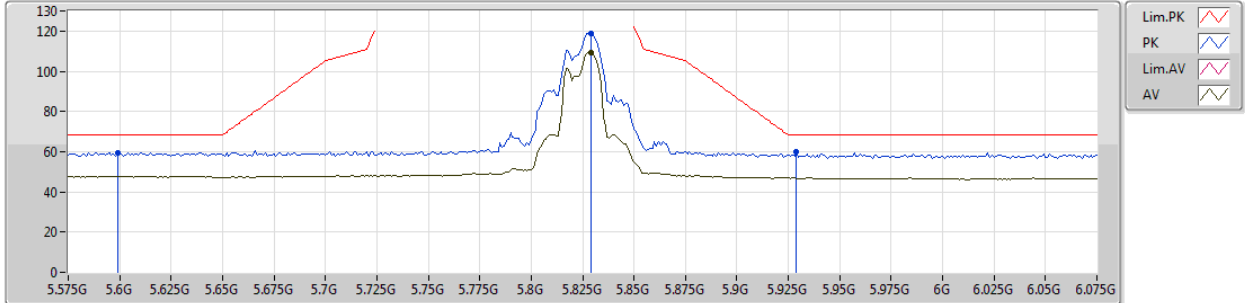
Type	Freq (Hz)	Level (dBuV/m)	Limit (dBuV/m)	Margin (dB)	Factor (dB)	Dist (m)	Condition	Azimuth (°)	Height (m)	Comments
PK	11.5678G	59.42	74.00	-14.58	15.05	3	Horizontal	125	2.30	-
AV	11.5681G	46.41	54.00	-7.59	15.05	3	Horizontal	125	2.30	-
PK	17.3473G	65.15	68.20	-3.05	21.42	3	Horizontal	125	2.91	-



802.11a_Nss1,(6Mbps)_4TX

03/04/2019

5825MHz_TX



EUT_Y_4TX
Setting 80
02-J-5-10
FSP(100142)

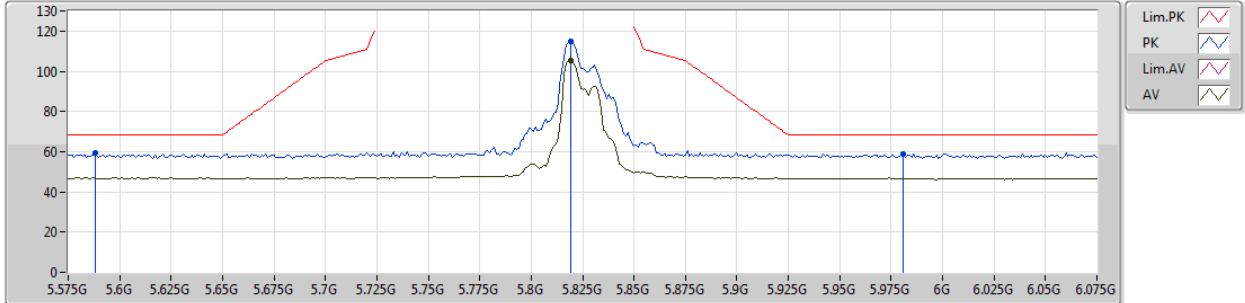
Type	Freq (Hz)	Level (dBuV/m)	Limit (dBuV/m)	Margin (dB)	Factor (dB)	Dist (m)	Condition	Azimuth (°)	Height (m)	Comments
PK	5.599G	59.61	68.20	-8.59	8.64	3	Vertical	17	1.47	-
PK	5.829G	118.87	Inf	-Inf	8.88	3	Vertical	17	1.47	-
AV	5.829G	109.28	Inf	-Inf	8.88	3	Vertical	17	1.47	-
PK	5.929G	59.77	68.20	-8.43	8.86	3	Vertical	17	1.47	-



802.11a_Nss1,(6Mbps)_4TX

03/04/2019

5825MHz_TX



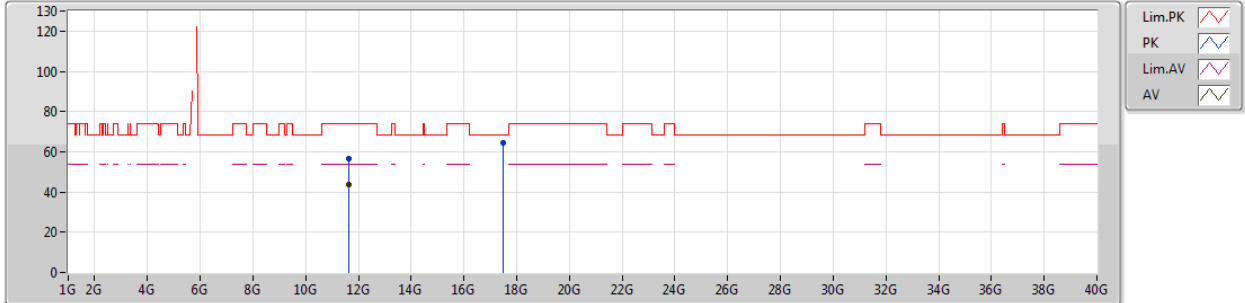
EUT_Y_4TX
Setting 80
02-J-5-10
FSP(100142)

Type	Freq (Hz)	Level (dBuV/m)	Limit (dBuV/m)	Margin (dB)	Factor (dB)	Dist (m)	Condition	Azimuth (°)	Height (m)	Comments
PK	5.588G	59.46	68.20	-8.74	8.64	3	Horizontal	237	1.51	-
PK	5.819G	115.01	Inf	-Inf	8.87	3	Horizontal	237	1.51	-
AV	5.819G	105.49	Inf	-Inf	8.87	3	Horizontal	237	1.51	-
PK	5.981G	58.76	68.20	-9.44	8.85	3	Horizontal	237	1.51	-

802.11a_Nss1,(6Mbps)_4TX

03/04/2019

5825MHz_TX



EUT_Y_4TX
Setting 80
02-J-5
FSP(100142)

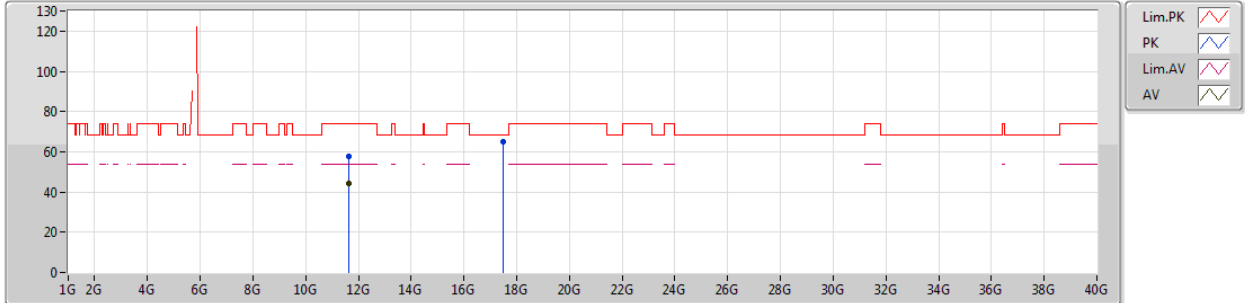
Type	Freq (Hz)	Level (dBuV/m)	Limit (dBuV/m)	Margin (dB)	Factor (dB)	Dist (m)	Condition	Azimuth (°)	Height (m)	Comments
PK	11.64862G	56.46	74.00	-17.54	15.15	3	Vertical	169	1.95	-
AV	11.64706G	43.86	54.00	-10.14	15.15	3	Vertical	169	1.95	-
PK	17.4688G	64.38	68.20	-3.82	22.14	3	Vertical	62	1.89	-



802.11a_Nss1,(6Mbps)_4TX

03/04/2019

5825MHz_TX



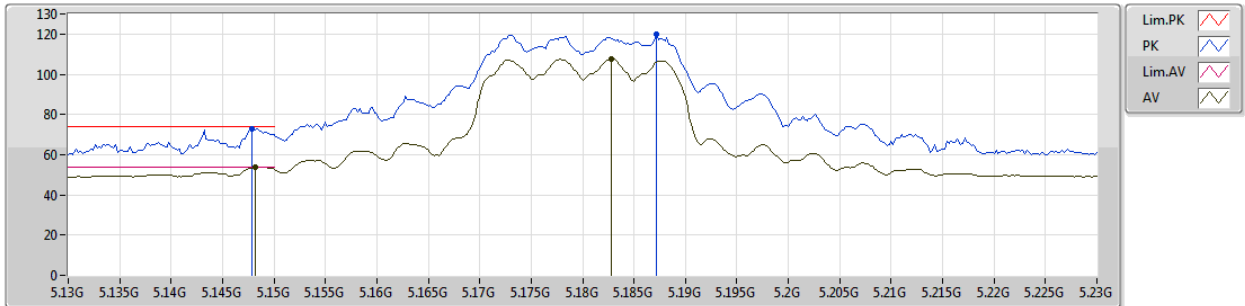
EUT_Y_4TX
Setting 80
02-J-5
FSP(100142)

Type	Freq (Hz)	Level (dBuV/m)	Limit (dBuV/m)	Margin (dB)	Factor (dB)	Dist (m)	Condition	Azimuth (°)	Height (m)	Comments
PK	11.6484G	57.88	74.00	-16.12	15.15	3	Horizontal	158	2.82	-
AV	11.6488G	44.24	54.00	-9.76	15.15	3	Horizontal	158	2.82	-
PK	17.4736G	65.01	68.20	-3.19	22.17	3	Horizontal	130	2.87	-

802.11ax HEW20_Nss1,(MCS0)_4TX

04/04/2019

5180MHz_TX



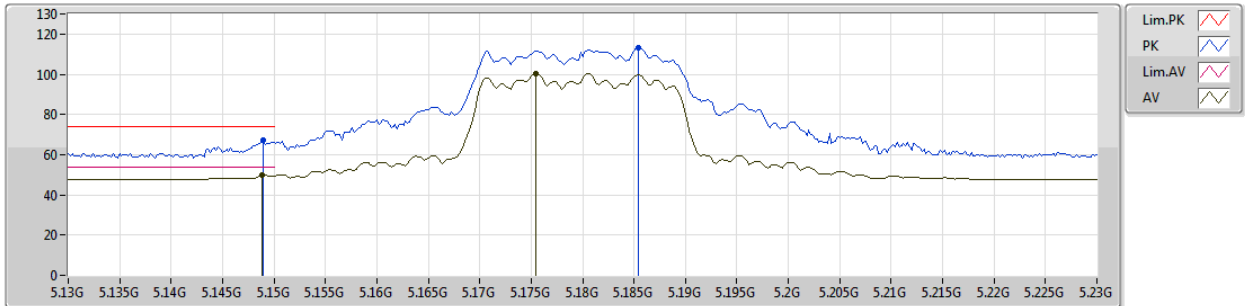
EUT_Y_4TX
Setting 78
04-W-3-10
FSP(100304)

Type	Freq (Hz)	Level (dBuV/m)	Limit (dBuV/m)	Margin (dB)	Factor (dB)	Dist (m)	Condition	Azimuth (°)	Height (m)	Comments
PK	5.1478G	72.96	74.00	-1.04	7.85	3	Vertical	350	2.12	-
AV	5.1482G	53.89	54.00	-0.11	7.85	3	Vertical	350	2.12	-
PK	5.1872G	119.98	Inf	-Inf	7.92	3	Vertical	350	2.12	-
AV	5.1828G	107.52	Inf	-Inf	7.90	3	Vertical	350	2.12	-

802.11ax HEW20_Nss1,(MCS0)_4TX

04/04/2019

5180MHz_TX



EUT_Y_4TX
Setting 78
04-W-3-10
FSP(100304)

Type	Freq (Hz)	Level (dBuV/m)	Limit (dBuV/m)	Margin (dB)	Factor (dB)	Dist (m)	Condition	Azimuth (°)	Height (m)	Comments
PK	5.149G	67.19	74.00	-6.81	7.85	3	Horizontal	301	1.49	-
AV	5.1488G	49.69	54.00	-4.31	7.85	3	Horizontal	301	1.49	-
PK	5.1854G	113.23	Inf	-Inf	7.92	3	Horizontal	301	1.49	-
AV	5.1754G	100.29	Inf	-Inf	7.90	3	Horizontal	301	1.49	-

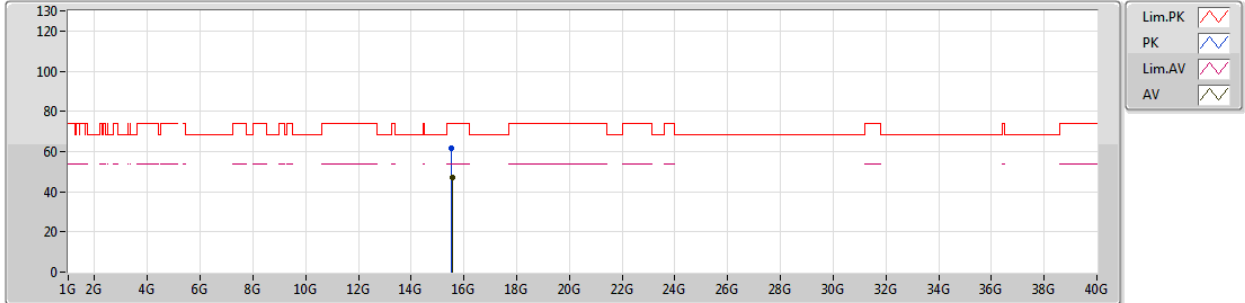




802.11ax HEW20_Nss1,(MCS0)_4TX

04/04/2019

5180MHz_TX



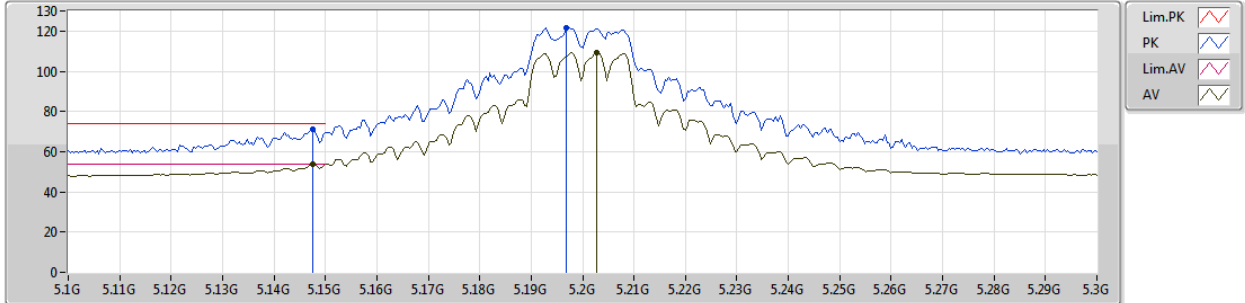
EUT Y_4TX
Setting 78
04-W-3
FSP(100304)

Type	Freq (Hz)	Level (dBuV/m)	Limit (dBuV/m)	Margin (dB)	Factor (dB)	Dist (m)	Condition	Azimuth (°)	Height (m)	Comments
PK	15.5325G	61.59	74.00	-12.41	16.01	3	Horizontal	170	1.38	-
AV	15.55266G	46.98	54.00	-7.02	16.00	3	Horizontal	170	1.38	-

802.11ax HEW20_Nss1,(MCS0)_4TX

04/04/2019

5200MHz_TX



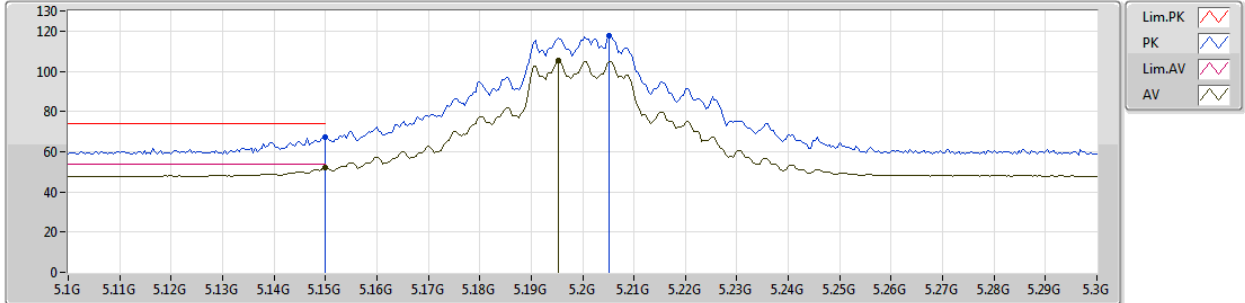
EUT_Y_4TX
Setting 96
04-W-3-10
FSP(100304)

Type	Freq (Hz)	Level (dBuV/m)	Limit (dBuV/m)	Margin (dB)	Factor (dB)	Dist (m)	Condition	Azimuth (°)	Height (m)	Comments
PK	5.1476G	71.39	74.00	-2.61	7.85	3	Vertical	150	1.50	-
AV	5.1476G	53.91	54.00	-0.09	7.85	3	Vertical	150	1.50	-
PK	5.1968G	121.71	Inf	-Inf	7.93	3	Vertical	150	1.50	-
AV	5.2028G	109.30	Inf	-Inf	7.94	3	Vertical	150	1.50	-

802.11ax HEW20_Nss1,(MCS0)_4TX

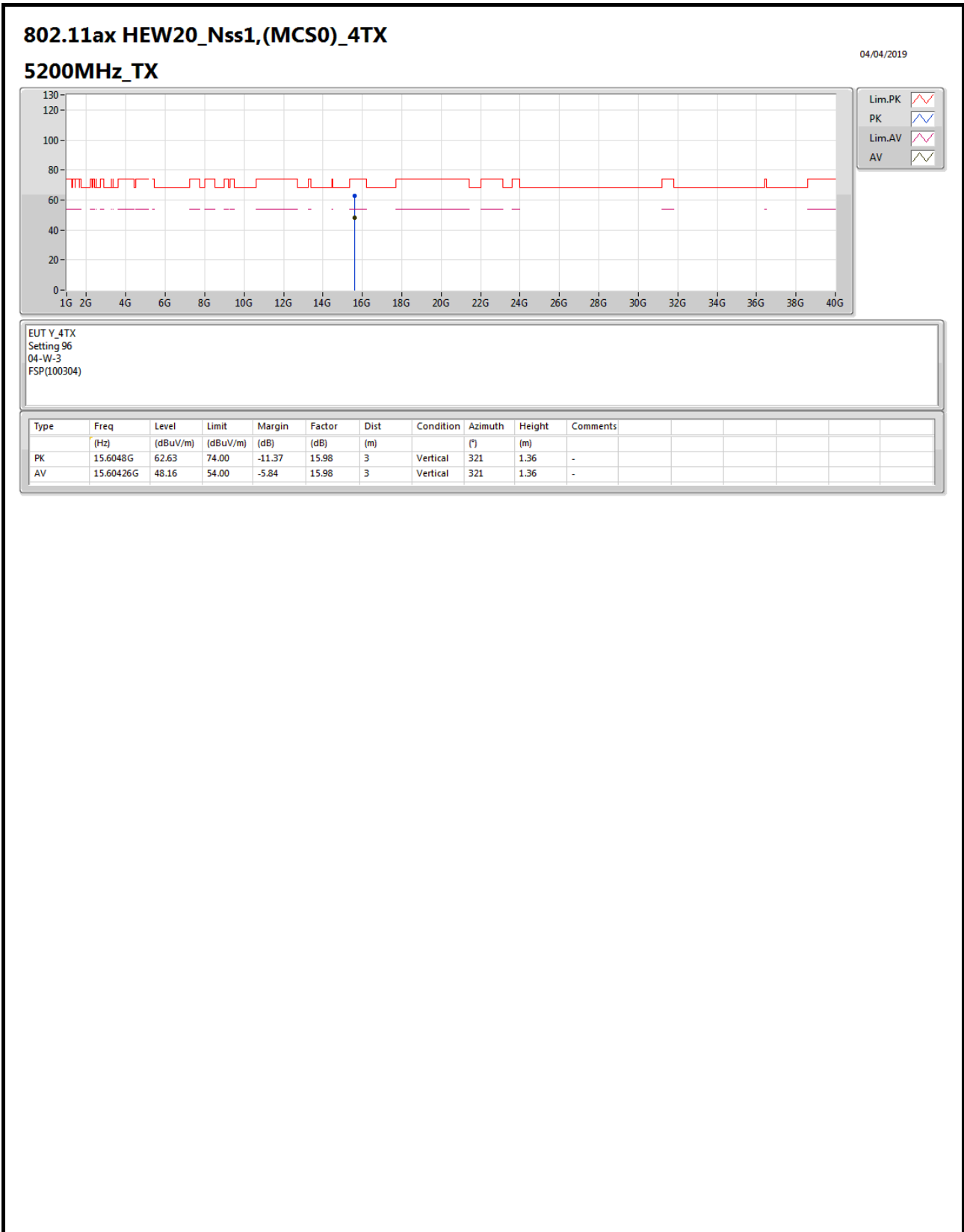
04/04/2019

5200MHz_TX



EUT Y_4TX
Setting 96
04-W-3-10
FSP(100304)

Type	Freq (Hz)	Level (dBuV/m)	Limit (dBuV/m)	Margin (dB)	Factor (dB)	Dist (m)	Condition	Azimuth (°)	Height (m)	Comments
PK	5.15G	67.25	74.00	-6.75	7.85	3	Horizontal	308	2.02	-
AV	5.15G	52.22	54.00	-1.78	7.85	3	Horizontal	308	2.02	-
PK	5.2052G	117.68	Inf	-Inf	7.95	3	Horizontal	308	2.02	-
AV	5.1952G	105.48	Inf	-Inf	7.93	3	Horizontal	308	2.02	-

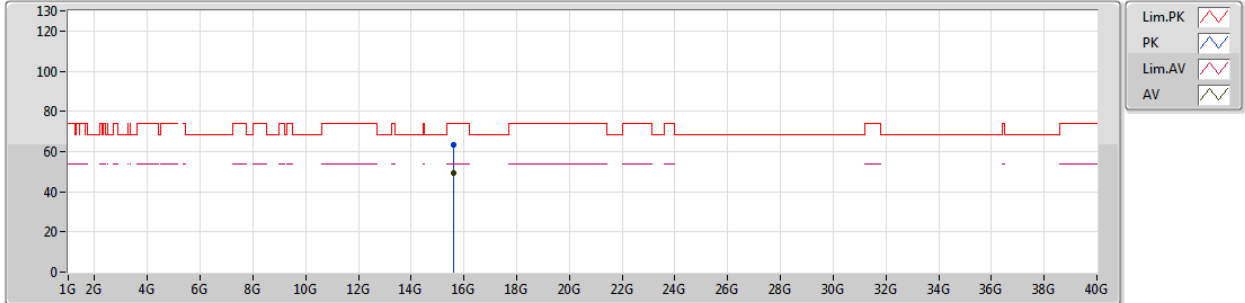




802.11ax HEW20_Nss1,(MCS0)_4TX

04/04/2019

5200MHz_TX



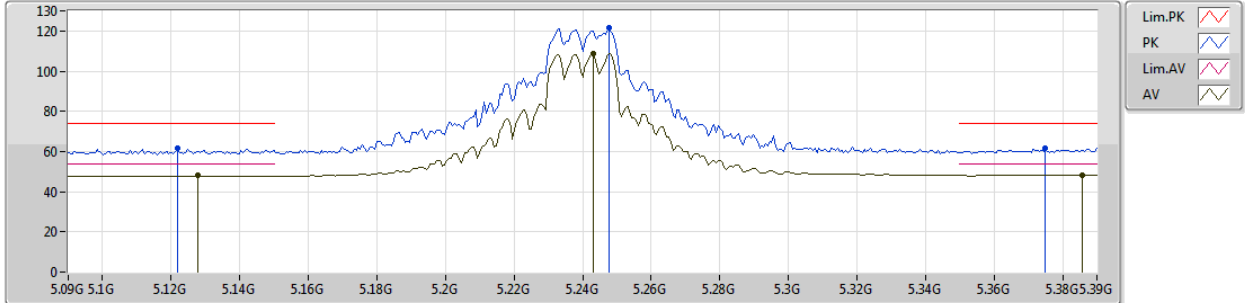
EUT Y_4TX
 Setting 96
 04-W-3
 FSP(100304)

Type	Freq (Hz)	Level (dBuV/m)	Limit (dBuV/m)	Margin (dB)	Factor (dB)	Dist (m)	Condition	Azimuth (°)	Height (m)	Comments
PK	15.59922G	63.42	74.00	-10.58	15.97	3	Horizontal	301	1.67	-
AV	15.60378G	49.51	54.00	-4.49	15.98	3	Horizontal	301	1.67	-

802.11ax HEW20_Nss1,(MCS0)_4TX

04/04/2019

5240MHz_TX



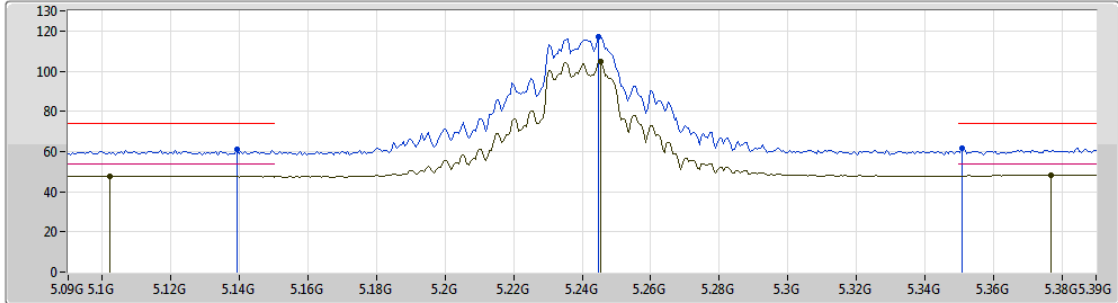
EUT Y_4TX
Setting 97
04-W-3-10
FSP(100304)

Type	Freq (Hz)	Level (dBuV/m)	Limit (dBuV/m)	Margin (dB)	Factor (dB)	Dist (m)	Condition	Azimuth (°)	Height (m)	Comments
PK	5.1218G	61.38	74.00	-12.62	7.82	3	Vertical	153	1.43	-
AV	5.1278G	47.93	54.00	-6.07	7.83	3	Vertical	153	1.43	-
PK	5.2478G	121.61	Inf	-Inf	8.12	3	Vertical	153	1.43	-
AV	5.243G	108.66	Inf	-Inf	8.10	3	Vertical	153	1.43	-
PK	5.375G	61.76	74.00	-12.24	8.67	3	Vertical	153	1.43	-
AV	5.3858G	48.43	54.00	-5.57	8.73	3	Vertical	153	1.43	-




802.11ax HEW20_Nss1,(MCS0)_4TX

04/04/2019

5240MHz_TX



Legend for the spectrum plot:

- Lim.PK 
- PK 
- Lim.AV 
- AV 

EUT Y_4TX
Setting 97
04-W-3-10
FSP(100304)

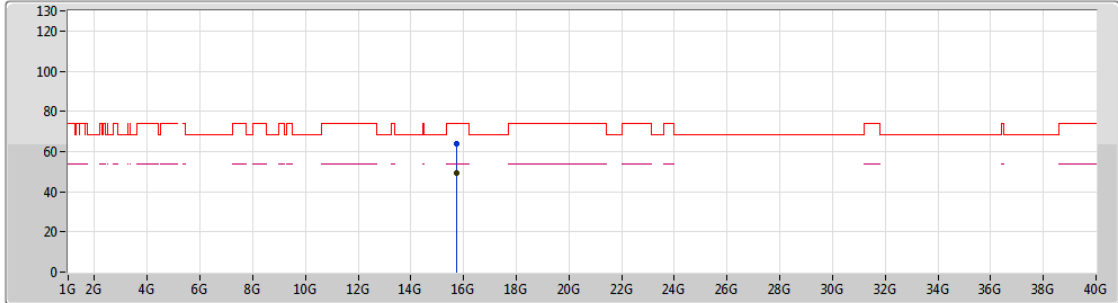
Type	Freq (Hz)	Level (dBuV/m)	Limit (dBuV/m)	Margin (dB)	Factor (dB)	Dist (m)	Condition	Azimuth (°)	Height (m)	Comments
PK	5.1392G	60.81	74.00	-13.19	7.84	3	Horizontal	114	2.18	-
AV	5.102G	47.66	54.00	-6.34	7.79	3	Horizontal	114	2.18	-
PK	5.2448G	117.25	Inf	-Inf	8.11	3	Horizontal	114	2.18	-
AV	5.2454G	104.71	Inf	-Inf	8.11	3	Horizontal	114	2.18	-
PK	5.351G	61.83	74.00	-12.17	8.56	3	Horizontal	114	2.18	-
AV	5.377G	48.43	54.00	-5.57	8.68	3	Horizontal	114	2.18	-



802.11ax HEW20_Nss1,(MCS0)_4TX

04/04/2019

5240MHz_TX



EUT Y_4TX
Setting 97
04-W-3
FSP(100304)

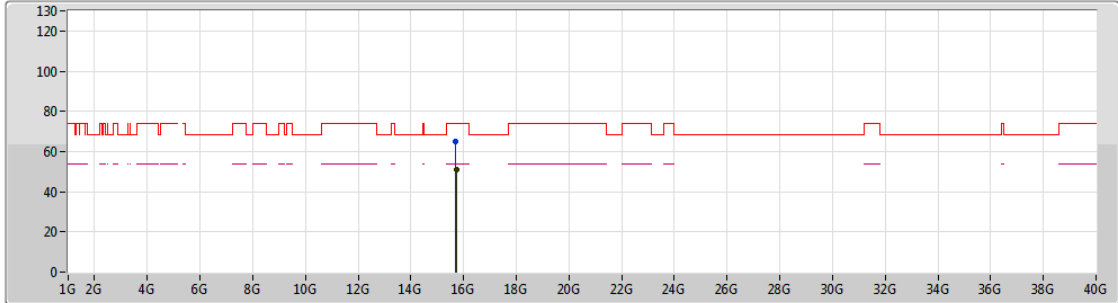
Type	Freq (Hz)	Level (dBuV/m)	Limit (dBuV/m)	Margin (dB)	Factor (dB)	Dist (m)	Condition	Azimuth (°)	Height (m)	Comments
PK	15.72508G	64.04	74.00	-9.96	15.91	3	Vertical	241	1.55	-
AV	15.71996G	49.56	54.00	-4.44	15.91	3	Vertical	241	1.55	-



802.11ax HEW20_Nss1,(MCS0)_4TX

04/04/2019

5240MHz_TX



EUT Y_4TX
Setting 97
04-W-3
FSP(100304)

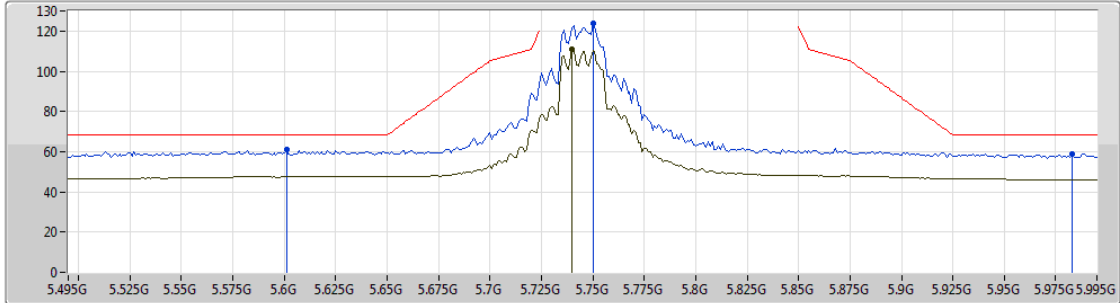
Type	Freq (Hz)	Level (dBuV/m)	Limit (dBuV/m)	Margin (dB)	Factor (dB)	Dist (m)	Condition	Azimuth (°)	Height (m)	Comments
PK	15.71412G	64.97	74.00	-9.03	15.91	3	Horizontal	300	1.70	-
AV	15.71924G	50.98	54.00	-3.02	15.91	3	Horizontal	300	1.70	-



802.11ax HEW20_Nss1,(MCS0)_4TX

03/04/2019

5745MHz_TX



EUT_Y_4TX
Setting 88
02-J-5-10
FSP(100142)

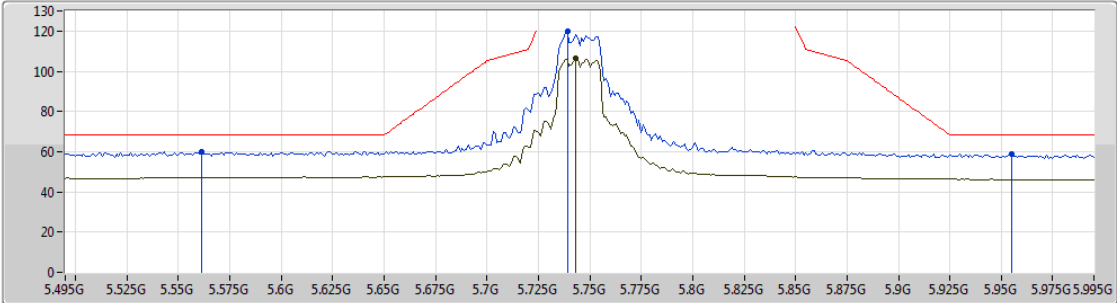
Type	Freq (Hz)	Level (dBuV/m)	Limit (dBuV/m)	Margin (dB)	Factor (dB)	Dist (m)	Condition	Azimuth (°)	Height (m)	Comments
PK	5.601G	61.11	68.20	-7.09	8.64	3	Vertical	327	2.48	-
PK	5.75G	123.70	Inf	-Inf	8.83	3	Vertical	327	2.48	-
AV	5.74G	110.70	Inf	-Inf	8.81	3	Vertical	327	2.48	-
PK	5.983G	58.83	68.20	-9.37	8.85	3	Vertical	327	2.48	-



802.11ax HEW20_Nss1,(MCS0)_4TX

03/04/2019

5745MHz_TX



Lim.PK
 PK
 Lim.AV
 AV

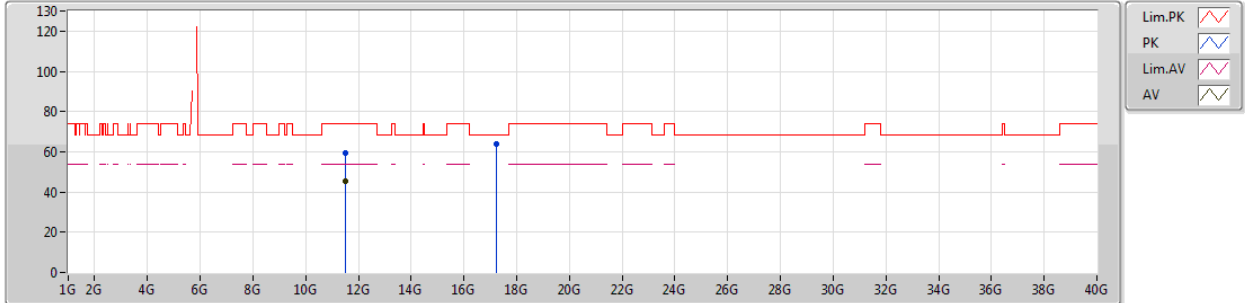
EUT Y_4TX
 Setting 88
 02-J-5-10
 FSP(100142)

Type	Freq (Hz)	Level (dBuV/m)	Limit (dBuV/m)	Margin (dB)	Factor (dB)	Dist (m)	Condition	Azimuth (°)	Height (m)	Comments
PK	5.561G	60.09	68.20	-8.11	8.63	3	Horizontal	21	1.52	-
PK	5.739G	119.82	Inf	-Inf	8.81	3	Horizontal	21	1.52	-
AV	5.743G	106.28	Inf	-Inf	8.82	3	Horizontal	21	1.52	-
PK	5.955G	58.92	68.20	-9.28	8.84	3	Horizontal	21	1.52	-

802.11ax HEW20_Nss1,(MCS0)_4TX

03/04/2019

5745MHz_TX



EUT_Y_4TX
Setting 88
02-J-5
FSP(100142)

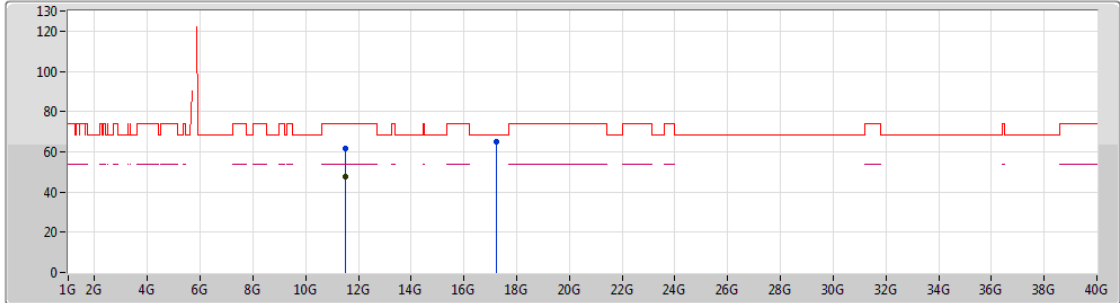
Type	Freq (Hz)	Level (dBuV/m)	Limit (dBuV/m)	Margin (dB)	Factor (dB)	Dist (m)	Condition	Azimuth (°)	Height (m)	Comments
PK	11.48784G	59.22	74.00	-14.78	14.94	3	Vertical	269	1.07	-
AV	11.48772G	45.48	54.00	-8.52	14.94	3	Vertical	269	1.07	-
PK	17.2368G	63.73	68.20	-4.47	20.75	3	Vertical	79	1.95	-



802.11ax HEW20_Nss1,(MCS0)_4TX

03/04/2019

5745MHz_TX



Lim.PK
 PK
 Lim.AV
 AV

EUT_Y_4TX
 Setting 88
 02-J-5
 FSP(100142)

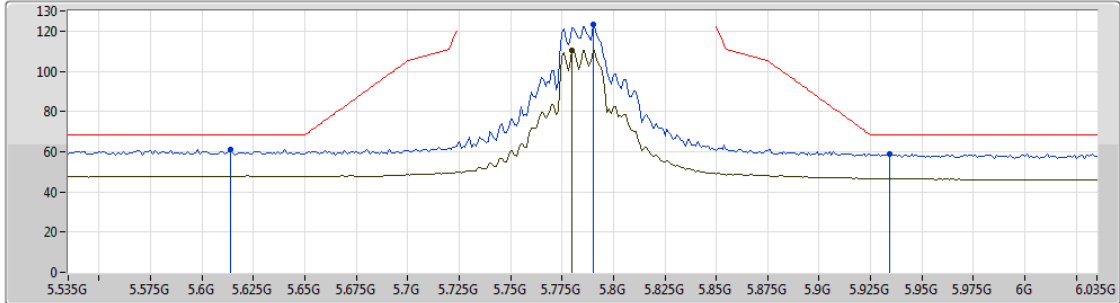
Type	Freq (Hz)	Level (dBuV/m)	Limit (dBuV/m)	Margin (dB)	Factor (dB)	Dist (m)	Condition	Azimuth (°)	Height (m)	Comments
PK	11.4875G	61.71	74.00	-12.29	14.94	3	Horizontal	124	2.85	-
AV	11.4873G	47.86	54.00	-6.14	14.94	3	Horizontal	124	2.85	-
PK	17.2394G	65.01	68.20	-3.19	20.76	3	Horizontal	140	1.48	-



802.11ax HEW20_Nss1,(MCS0)_4TX

03/04/2019

5785MHz_TX



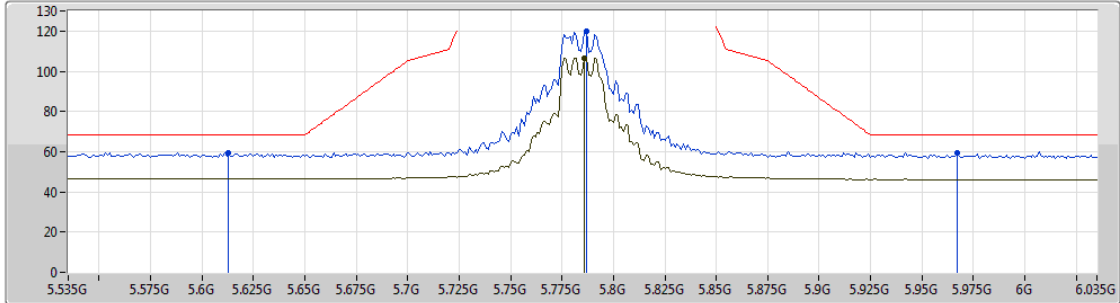
EUT_Y_4TX
Setting 89
02-J-5-10
FSP(100142)


Type	Freq (Hz)	Level (dBuV/m)	Limit (dBuV/m)	Margin (dB)	Factor (dB)	Dist (m)	Condition	Azimuth (°)	Height (m)	Comments
PK	5.614G	61.24	68.20	-6.96	8.66	3	Vertical	322	1.43	-
PK	5.79G	123.51	Inf	-Inf	8.87	3	Vertical	322	1.43	-
AV	5.78G	110.59	Inf	-Inf	8.86	3	Vertical	322	1.43	-
PK	5.934G	58.86	68.20	-9.34	8.86	3	Vertical	322	1.43	-

802.11ax HEW20_Nss1,(MCS0)_4TX

03/04/2019

5785MHz_TX



Lim.PK 
 PK 
 Lim.AV 
 AV 

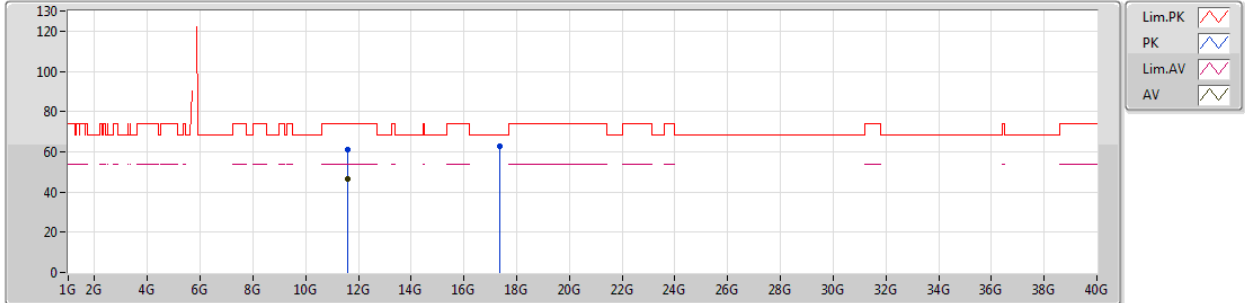
EUT_Y_4TX
 Setting 89
 02-J-5-10
 FSP(100142)

Type	Freq (Hz)	Level (dBuV/m)	Limit (dBuV/m)	Margin (dB)	Factor (dB)	Dist (m)	Condition	Azimuth (°)	Height (m)	Comments
PK	5.613G	59.61	68.20	-8.59	8.66	3	Horizontal	235	1.55	-
PK	5.787G	119.93	Inf	-Inf	8.87	3	Horizontal	235	1.55	-
AV	5.786G	106.71	Inf	-Inf	8.87	3	Horizontal	235	1.55	-
PK	5.967G	59.54	68.20	-8.66	8.84	3	Horizontal	235	1.55	-

802.11ax HEW20_Nss1,(MCS0)_4TX

03/04/2019

5785MHz_TX



EUT_Y_4TX
Setting 89
02-J-5
FSP(100142)

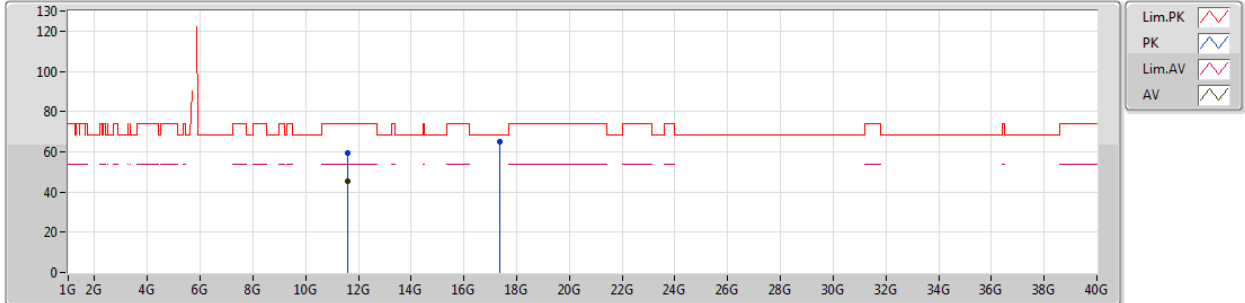
Type	Freq (Hz)	Level (dBuV/m)	Limit (dBuV/m)	Margin (dB)	Factor (dB)	Dist (m)	Condition	Azimuth (°)	Height (m)	Comments
PK	11.57234G	60.85	74.00	-13.15	15.06	3	Vertical	296	1.11	-
AV	11.5724G	46.39	54.00	-7.61	15.06	3	Vertical	296	1.11	-
PK	17.3736G	62.74	68.20	-5.46	21.57	3	Vertical	58	2.50	-



802.11ax HEW20_Nss1,(MCS0)_4TX

03/04/2019

5785MHz_TX



EUT_Y_4TX
Setting 89
02-J-5
FSP(100142)

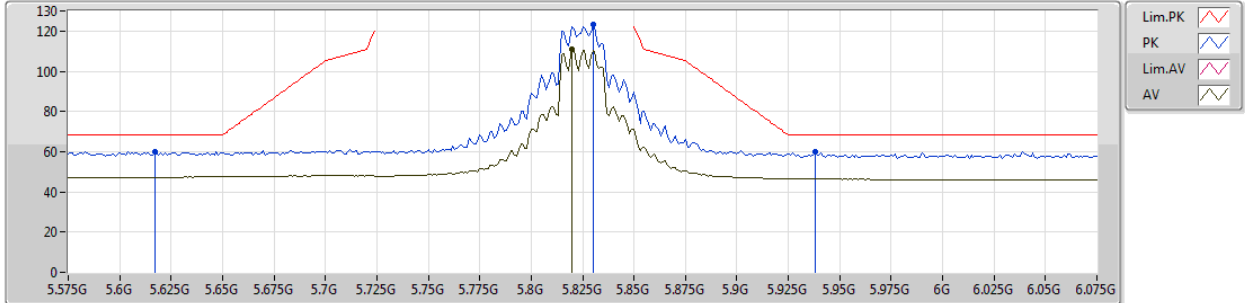
Type	Freq (Hz)	Level (dBuV/m)	Limit (dBuV/m)	Margin (dB)	Factor (dB)	Dist (m)	Condition	Azimuth (°)	Height (m)	Comments
PK	11.57252G	59.43	74.00	-14.57	15.06	3	Horizontal	304	2.06	-
AV	11.5724G	45.30	54.00	-8.70	15.06	3	Horizontal	304	2.06	-
PK	17.3606G	65.11	68.20	-3.09	21.49	3	Horizontal	137	2.89	-



802.11ax HEW20_Nss1,(MCS0)_4TX

03/04/2019

5825MHz_TX



EUT Y_4TX
Setting 90
02-J-5-10
FSP(100142)

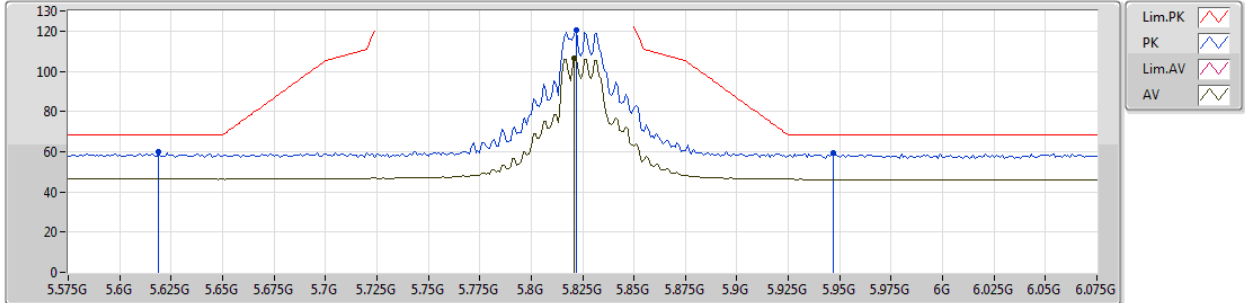
Type	Freq (Hz)	Level (dBuV/m)	Limit (dBuV/m)	Margin (dB)	Factor (dB)	Dist (m)	Condition	Azimuth (°)	Height (m)	Comments
PK	5.617G	59.80	68.20	-8.40	8.65	3	Vertical	316	2.52	-
PK	5.83G	123.53	Inf	-Inf	8.88	3	Vertical	316	2.52	-
AV	5.82G	110.98	Inf	-Inf	8.87	3	Vertical	316	2.52	-
PK	5.938G	59.86	68.20	-8.34	8.86	3	Vertical	316	2.52	-



802.11ax HEW20_Nss1,(MCS0)_4TX

03/04/2019

5825MHz_TX



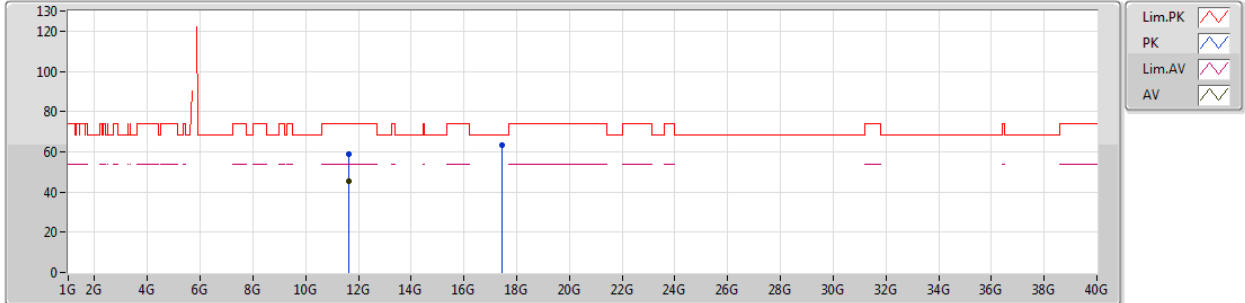
EUT Y_4TX
Setting 90
02-J-5-10
FSP(100142)

Type	Freq (Hz)	Level (dBuV/m)	Limit (dBuV/m)	Margin (dB)	Factor (dB)	Dist (m)	Condition	Azimuth (°)	Height (m)	Comments
PK	5.619G	60.17	68.20	-8.03	8.66	3	Horizontal	236	1.49	-
PK	5.822G	120.34	Inf	-Inf	8.87	3	Horizontal	236	1.49	-
AV	5.821G	106.45	Inf	-Inf	8.87	3	Horizontal	236	1.49	-
PK	5.947G	59.29	68.20	-8.91	8.86	3	Horizontal	236	1.49	-

802.11ax HEW20_Nss1,(MCS0)_4TX

03/04/2019

5825MHz_TX



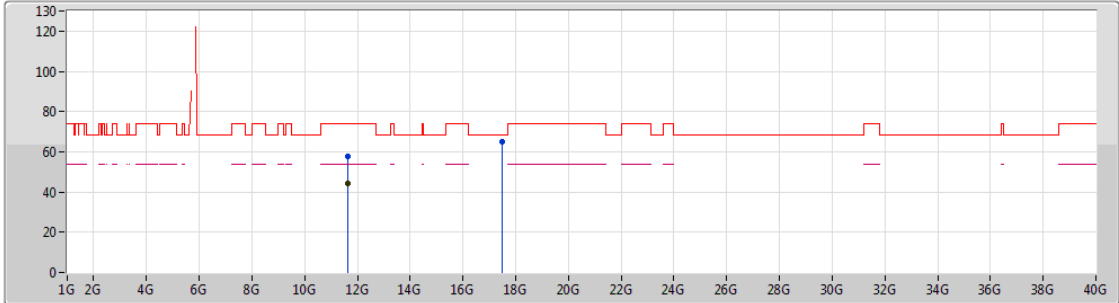
EUT_Y_4TX
Setting 90
02-J-5
FSP(100142)

Type	Freq (Hz)	Level (dBuV/m)	Limit (dBuV/m)	Margin (dB)	Factor (dB)	Dist (m)	Condition	Azimuth (°)	Height (m)	Comments
PK	11.65228G	58.85	74.00	-15.15	15.17	3	Vertical	304	1.09	-
AV	11.64754G	45.22	54.00	-8.78	15.15	3	Vertical	304	1.09	-
PK	17.4659G	63.24	68.20	-4.96	22.13	3	Vertical	179	2.38	-

802.11ax HEW20_Nss1,(MCS0)_4TX

03/04/2019

5825MHz_TX



EUT_Y_4TX
Setting 90
02-J-5
FSP(100142)

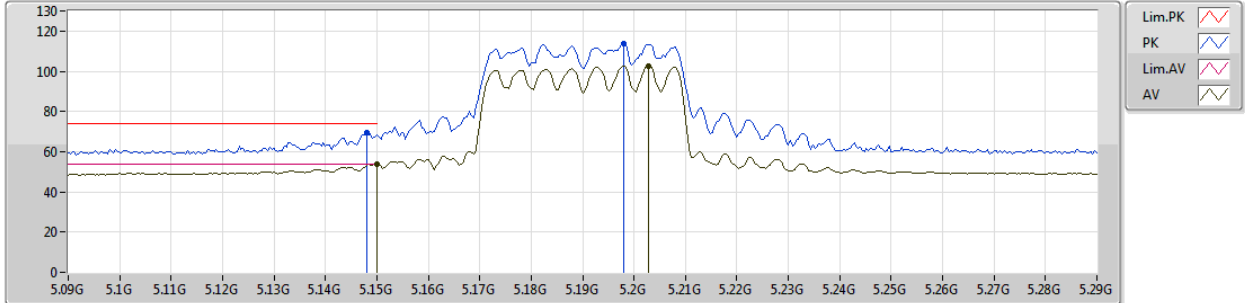
Type	Freq (Hz)	Level (dBuV/m)	Limit (dBuV/m)	Margin (dB)	Factor (dB)	Dist (m)	Condition	Azimuth (°)	Height (m)	Comments
PK	11.64904G	57.51	74.00	-16.49	15.15	3	Horizontal	54	2.74	-
AV	11.6488G	44.45	54.00	-9.55	15.15	3	Horizontal	54	2.74	-
PK	17.4795G	65.07	68.20	-3.13	22.21	3	Horizontal	128	2.93	-



802.11ax HEW40_Nss1,(MCS0)_4TX

04/04/2019

5190MHz_TX



EUT_Y_4TX
Setting 74
04-W-3-10
FSP(100304)

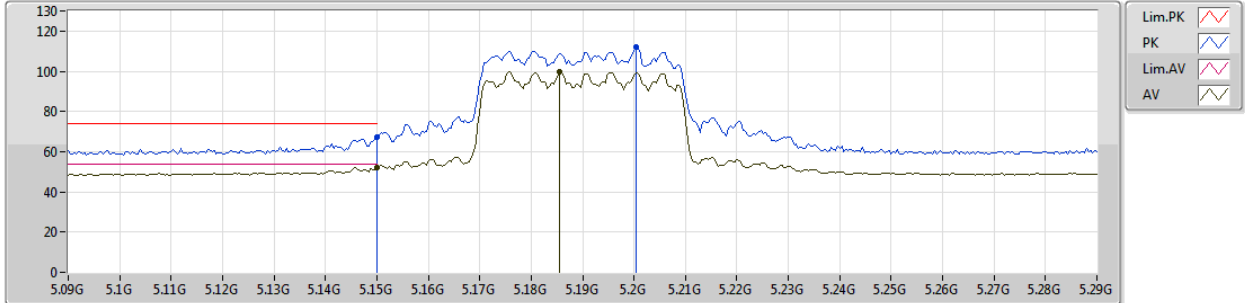
Type	Freq (Hz)	Level (dBuV/m)	Limit (dBuV/m)	Margin (dB)	Factor (dB)	Dist (m)	Condition	Azimuth (°)	Height (m)	Comments
PK	5.148G	69.76	74.00	-4.24	7.85	3	Vertical	153	1.33	-
AV	5.15G	53.98	54.00	-0.02	7.85	3	Vertical	153	1.33	-
PK	5.198G	113.98	Inf	-Inf	7.93	3	Vertical	153	1.33	-
AV	5.2028G	102.96	Inf	-Inf	7.94	3	Vertical	153	1.33	-



802.11ax HEW40_Nss1,(MCS0)_4TX

04/04/2019

5190MHz_TX



EUT Y_4TX
Setting 74
04-W-3-10
FSP(100304)

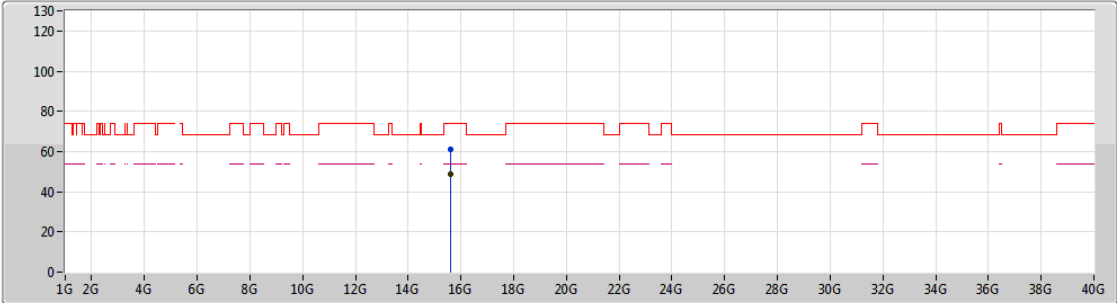
Type	Freq (Hz)	Level (dBuV/m)	Limit (dBuV/m)	Margin (dB)	Factor (dB)	Dist (m)	Condition	Azimuth (°)	Height (m)	Comments
PK	5.15G	67.24	74.00	-6.76	7.85	3	Horizontal	314	2.69	-
AV	5.15G	52.17	54.00	-1.83	7.85	3	Horizontal	314	2.69	-
PK	5.2004G	111.79	Inf	-Inf	7.93	3	Horizontal	314	2.69	-
AV	5.1856G	99.64	Inf	-Inf	7.92	3	Horizontal	314	2.69	-



802.11ax HEW40_Nss1,(MCS0)_4TX

04/04/2019

5190MHz_TX



Lim.PK
 PK
 Lim.AV
 AV

EUT Y_4TX
 Setting 74
 04-W-3
 FSP(100304)

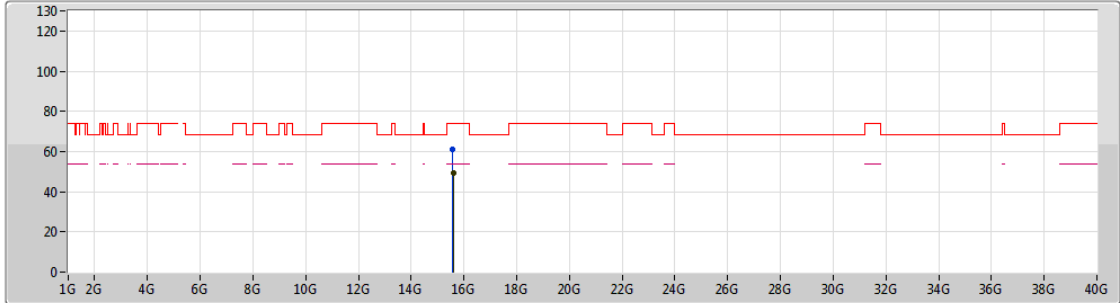
Type	Freq (Hz)	Level (dBuV/m)	Limit (dBuV/m)	Margin (dB)	Factor (dB)	Dist (m)	Condition	Azimuth (°)	Height (m)	Comments
PK	15.6015G	61.35	74.00	-12.65	15.97	3	Vertical	14	1.28	-
AV	15.59156G	49.02	54.00	-4.98	15.99	3	Vertical	14	1.28	-



802.11ax HEW40_Nss1,(MCS0)_4TX

04/04/2019

5190MHz_TX



Lim.PK
 PK
 Lim.AV
 AV

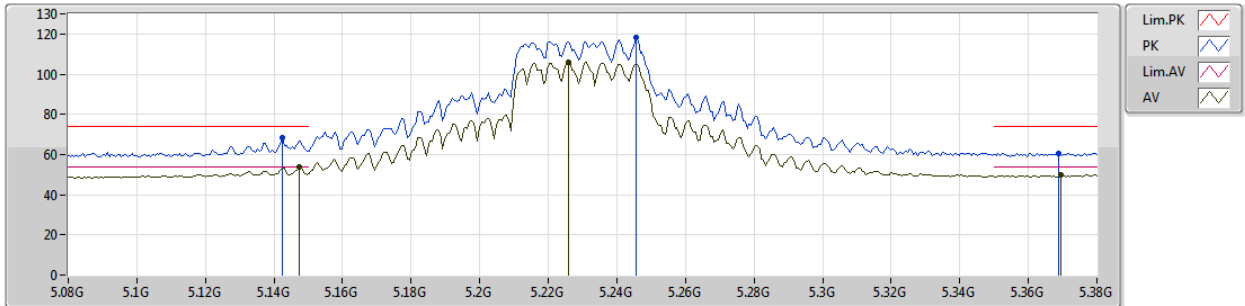
EUT Y_4TX
 Setting 74
 04-W-3
 FSP(100304)

Type	Freq (Hz)	Level (dBuV/m)	Limit (dBuV/m)	Margin (dB)	Factor (dB)	Dist (m)	Condition	Azimuth (°)	Height (m)	Comments
PK	15.58064G	60.94	74.00	-13.06	16.00	3	Horizontal	234	1.92	-
AV	15.60416G	49.12	54.00	-4.88	15.98	3	Horizontal	234	1.92	-

802.11ax HEW40_Nss1,(MCS0)_4TX

04/04/2019

5230MHz_TX



EUT Y_4TX
Setting 91
04-W-3-10
FSP(100304)

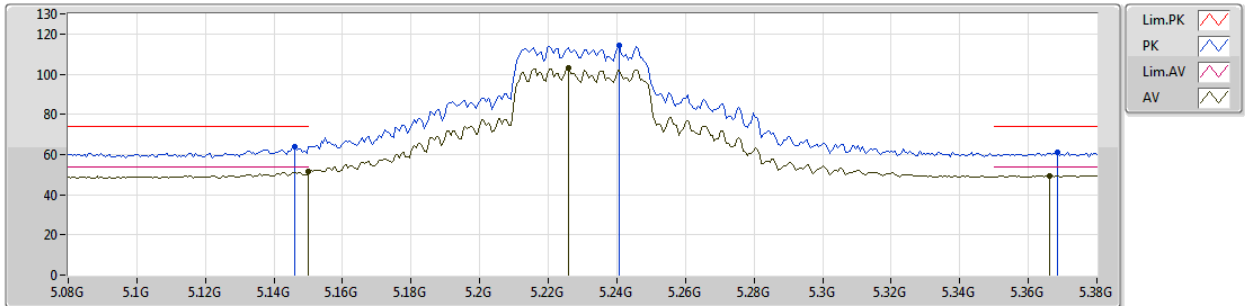
Type	Freq (Hz)	Level (dBuV/m)	Limit (dBuV/m)	Margin (dB)	Factor (dB)	Dist (m)	Condition	Azimuth (°)	Height (m)	Comments
PK	5.1424G	68.37	74.00	-5.63	7.84	3	Vertical	112	1.53	-
AV	5.1472G	53.88	54.00	-0.12	7.85	3	Vertical	112	1.53	-
PK	5.2456G	118.14	Inf	-Inf	8.11	3	Vertical	112	1.53	-
AV	5.2258G	106.07	Inf	-Inf	8.03	3	Vertical	112	1.53	-
PK	5.3688G	60.67	74.00	-13.33	8.65	3	Vertical	112	1.53	-
AV	5.3694G	49.68	54.00	-4.32	8.65	3	Vertical	112	1.53	-



802.11ax HEW40_Nss1,(MCS0)_4TX

04/04/2019

5230MHz_TX



EUT Y_4TX
Setting 91
04-W-3-10
FSP(100304)

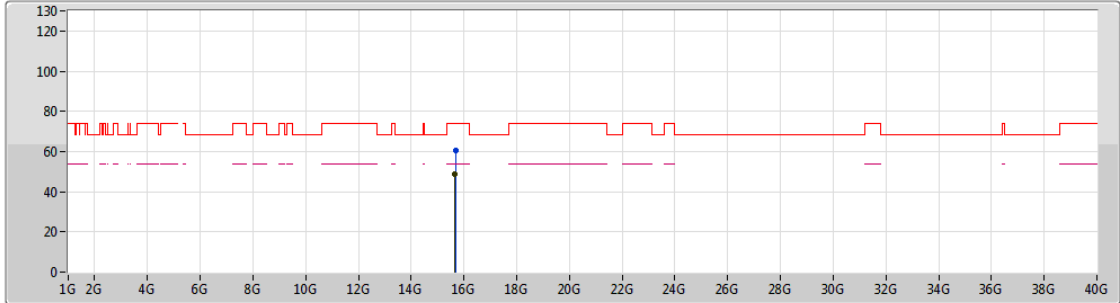
Type	Freq (Hz)	Level (dBuV/m)	Limit (dBuV/m)	Margin (dB)	Factor (dB)	Dist (m)	Condition	Azimuth (°)	Height (m)	Comments
PK	5.146G	63.74	74.00	-10.26	7.85	3	Horizontal	304	2.62	-
AV	5.15G	51.42	54.00	-2.58	7.85	3	Horizontal	304	2.62	-
PK	5.2408G	114.58	Inf	-Inf	8.09	3	Horizontal	304	2.62	-
AV	5.2258G	103.09	Inf	-Inf	8.03	3	Horizontal	304	2.62	-
PK	5.3686G	61.16	74.00	-12.84	8.65	3	Horizontal	304	2.62	-
AV	5.3662G	49.41	54.00	-4.59	8.63	3	Horizontal	304	2.62	-



802.11ax HEW40_Nss1,(MCS0)_4TX

04/04/2019

5230MHz_TX



Lim.PK
 PK
 Lim.AV
 AV

EUT Y_4TX
 Setting 91
 04-W-3
 FSP(100304)

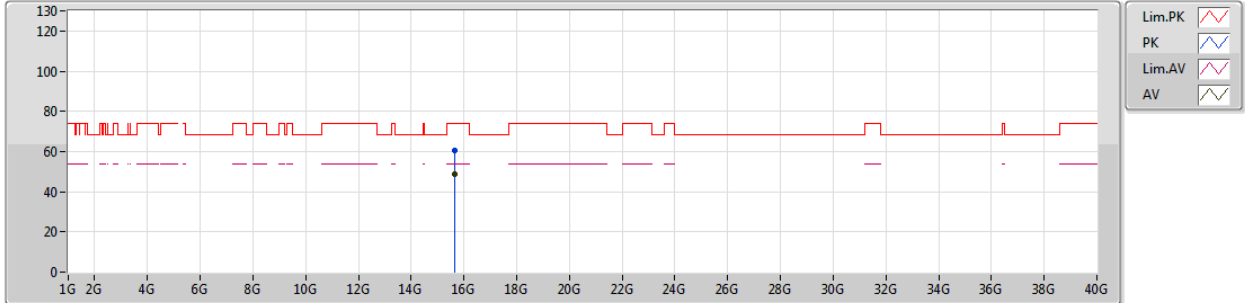
Type	Freq (Hz)	Level (dBuV/m)	Limit (dBuV/m)	Margin (dB)	Factor (dB)	Dist (m)	Condition	Azimuth (°)	Height (m)	Comments
PK	15.682G	60.74	74.00	-13.26	15.93	3	Vertical	134	1.27	-
AV	15.65752G	48.62	54.00	-5.38	15.94	3	Vertical	134	1.27	-



802.11ax HEW40_Nss1,(MCS0)_4TX

04/04/2019

5230MHz_TX



EUT Y_4TX
Setting 91
04-W-3
FSP(100304)

Type	Freq (Hz)	Level (dBuV/m)	Limit (dBuV/m)	Margin (dB)	Factor (dB)	Dist (m)	Condition	Azimuth (°)	Height (m)	Comments
PK	15.66136G	60.65	74.00	-13.35	15.94	3	Horizontal	53	1.50	-
AV	15.65816G	48.94	54.00	-5.06	15.94	3	Horizontal	53	1.50	-



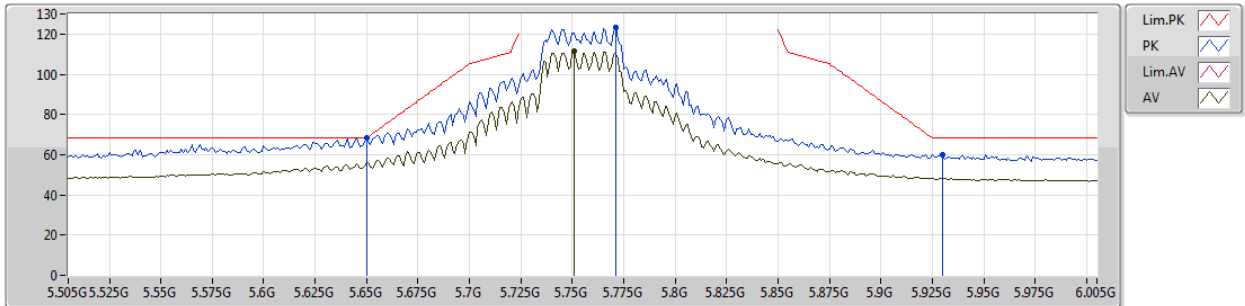
RSE TX above 1GHz Result

Appendix E.2

802.11ax HEW40_Nss1,(MCS0)_4TX

03/04/2019

5755MHz_TX



EUT_Y_4TX
Setting 99
02-W-3-10
FSP(100142)

Type	Freq (Hz)	Level (dBuV/m)	Limit (dBuV/m)	Margin (dB)	Factor (dB)	Dist (m)	Condition	Azimuth (°)	Height (m)	Comments
PK	5.65G	68.17	68.20	-0.03	8.70	3	Vertical	309	1.45	-
PK	5.771G	123.33	Inf	-Inf	8.84	3	Vertical	309	1.45	-
AV	5.751G	111.39	Inf	-Inf	8.83	3	Vertical	309	1.45	-
PK	5.93G	59.89	68.20	-8.31	8.86	3	Vertical	309	1.45	-



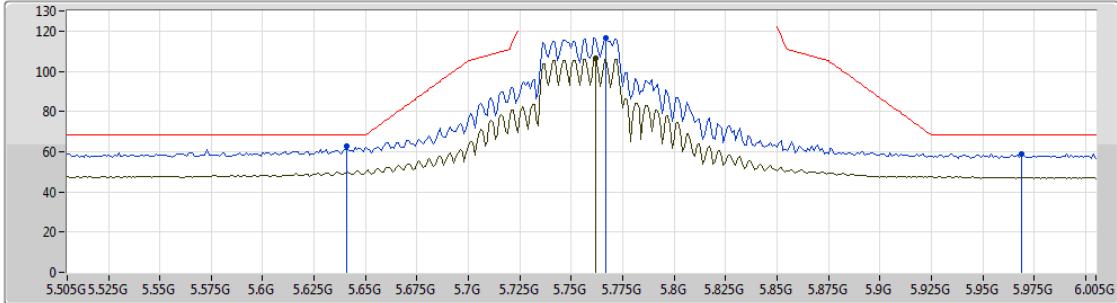
RSE TX above 1GHz Result

Appendix E.2

802.11ax HEW40_Nss1,(MCS0)_4TX

03/04/2019

5755MHz_TX



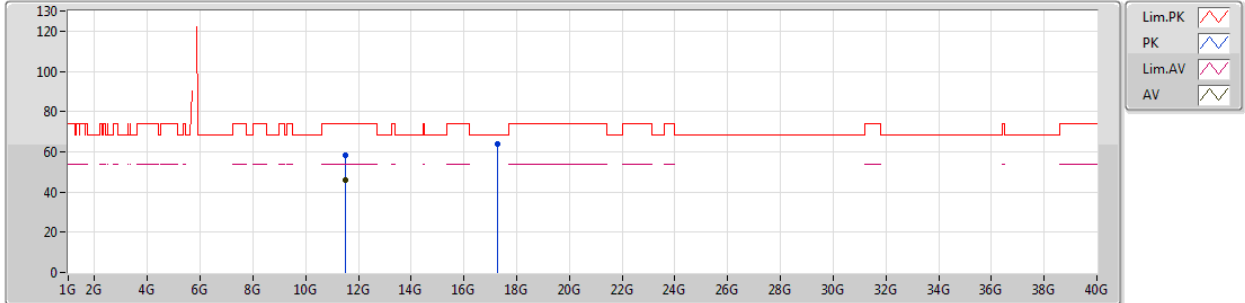
EUT_Y_4TX
Setting 99
02-W-3-10
FSP(100142)

Type	Freq (Hz)	Level (dBuV/m)	Limit (dBuV/m)	Margin (dB)	Factor (dB)	Dist (m)	Condition	Azimuth (°)	Height (m)	Comments
PK	5.641G	62.74	68.20	-5.46	8.70	3	Horizontal	240	1.50	-
PK	5.767G	116.72	Inf	-Inf	8.84	3	Horizontal	240	1.50	-
AV	5.762G	106.21	Inf	-Inf	8.84	3	Horizontal	240	1.50	-
PK	5.969G	59.04	68.20	-9.16	8.84	3	Horizontal	240	1.50	-

802.11ax HEW40_Nss1,(MCS0)_4TX

03/04/2019

5755MHz_TX



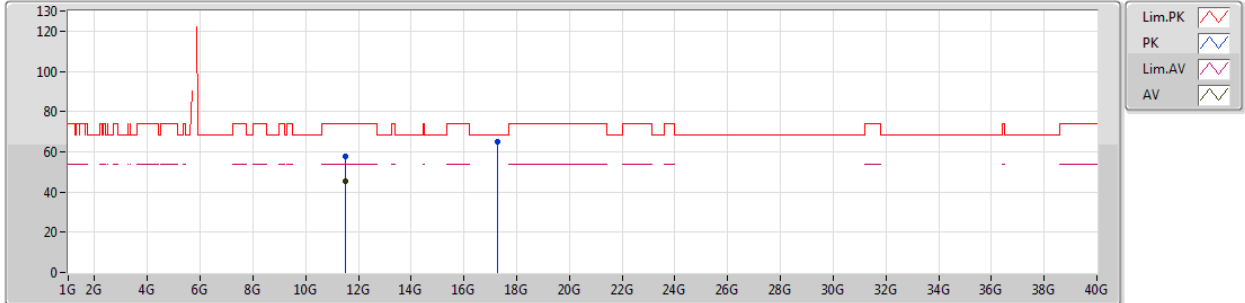
EUT_Y_4TX
Setting 99
02-W-3
FSP(100142)

Type	Freq (Hz)	Level (dBuV/m)	Limit (dBuV/m)	Margin (dB)	Factor (dB)	Dist (m)	Condition	Azimuth (°)	Height (m)	Comments
PK	11.5002G	58.01	74.00	-15.99	14.96	3	Vertical	338	1.03	-
AV	11.5102G	45.92	54.00	-8.08	14.97	3	Vertical	338	1.03	-
PK	17.2763G	64.04	68.20	-4.16	20.98	3	Vertical	74	1.85	-

802.11ax HEW40_Nss1,(MCS0)_4TX

03/04/2019

5755MHz_TX



EUT_Y_4TX
Setting 99
02-W-3
FSP(100142)

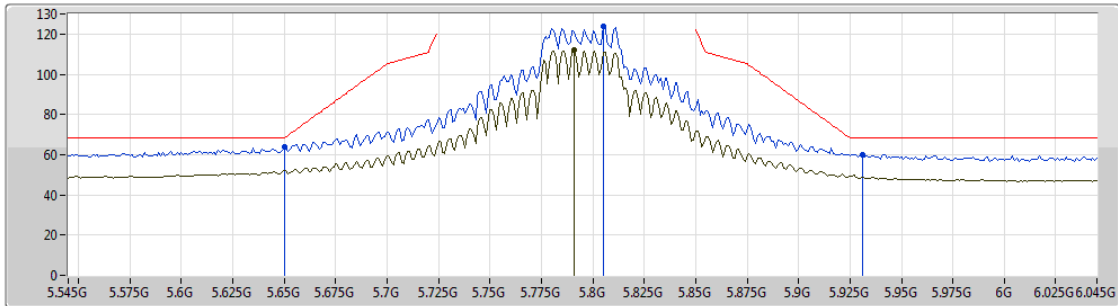
Type	Freq (Hz)	Level (dBuV/m)	Limit (dBuV/m)	Margin (dB)	Factor (dB)	Dist (m)	Condition	Azimuth (°)	Height (m)	Comments
PK	11.5131G	57.51	74.00	-16.49	14.97	3	Horizontal	190	1.02	-
AV	11.5083G	45.22	54.00	-8.78	14.97	3	Horizontal	190	1.02	-
PK	17.2738G	65.04	68.20	-3.16	20.97	3	Horizontal	144	1.59	-



802.11ax HEW40_Nss1,(MCS0)_4TX

03/04/2019

5795MHz_TX



Lim.PK
 PK
 Lim.AV
 AV

EUT_Y_4TX
 Setting 97
 02-W-3-10
 FSP(100142)

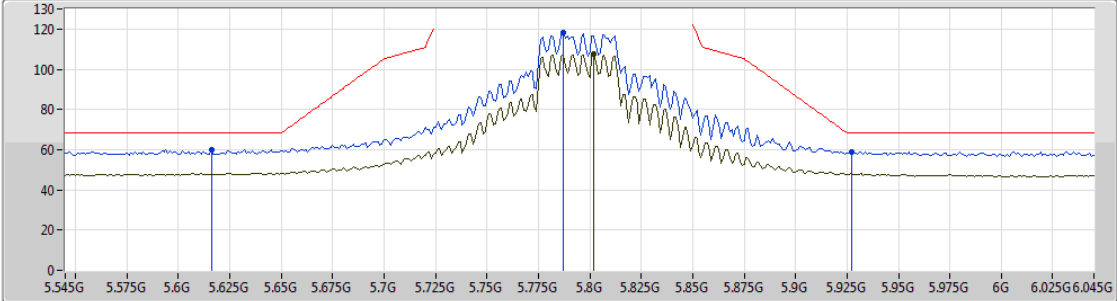
Type	Freq (Hz)	Level (dBuV/m)	Limit (dBuV/m)	Margin (dB)	Factor (dB)	Dist (m)	Condition	Azimuth (°)	Height (m)	Comments
PK	5.65G	63.90	68.20	-4.30	8.70	3	Vertical	325	1.57	-
PK	5.805G	123.93	Inf	-Inf	8.88	3	Vertical	325	1.57	-
AV	5.791G	112.05	Inf	-Inf	8.87	3	Vertical	325	1.57	-
PK	5.931G	60.20	68.20	-8.00	8.86	3	Vertical	325	1.57	-



802.11ax HEW40_Nss1,(MCS0)_4TX

03/04/2019

5795MHz_TX



Lim.PK
 PK
 Lim.AV
 AV

EUT_Y_4TX
 Setting 97
 02-W-3-10
 FSP(100142)

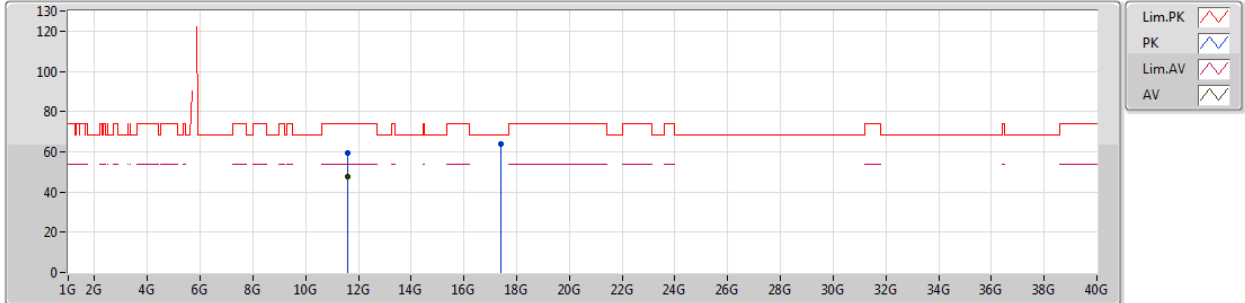
Type	Freq (Hz)	Level (dBuV/m)	Limit (dBuV/m)	Margin (dB)	Factor (dB)	Dist (m)	Condition	Azimuth (°)	Height (m)	Comments
PK	5.616G	59.94	68.20	-8.26	8.66	3	Horizontal	232	1.60	-
PK	5.787G	118.10	Inf	-Inf	8.87	3	Horizontal	232	1.60	-
AV	5.802G	107.44	Inf	-Inf	8.88	3	Horizontal	232	1.60	-
PK	5.927G	58.87	68.20	-9.33	8.86	3	Horizontal	232	1.60	-



802.11ax HEW40_Nss1,(MCS0)_4TX

03/04/2019

5795MHz_TX



EUT_Y_4TX
Setting 97
02-W-3
FSP(100142)

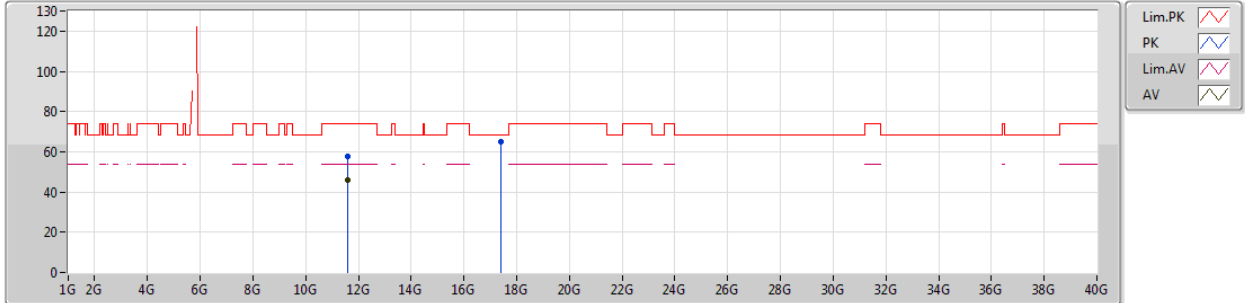
Type	Freq (Hz)	Level (dBuV/m)	Limit (dBuV/m)	Margin (dB)	Factor (dB)	Dist (m)	Condition	Azimuth (°)	Height (m)	Comments
PK	11.5933G	59.14	74.00	-14.86	15.08	3	Vertical	316	1.11	-
AV	11.588G	47.70	54.00	-6.30	15.08	3	Vertical	316	1.11	-
PK	17.4025G	63.99	68.20	-4.21	21.74	3	Vertical	77	1.88	-



802.11ax HEW40_Nss1,(MCS0)_4TX

03/04/2019

5795MHz_TX



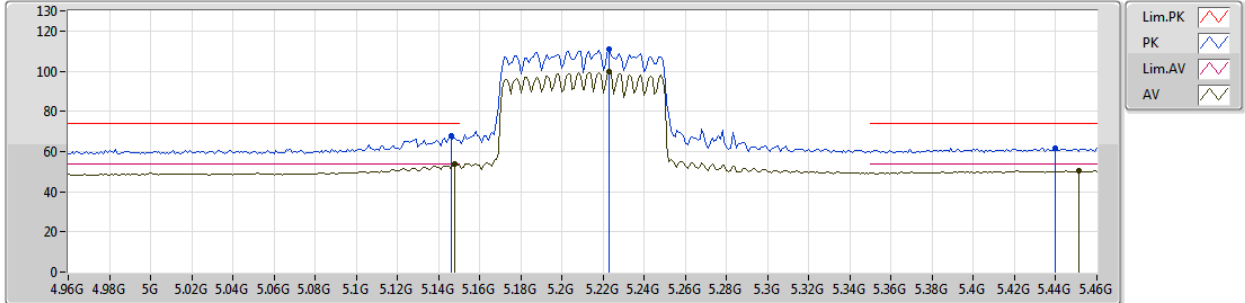
EUT_Y_4TX
Setting 97
02-W-3
FSP(100142)

Type	Freq (Hz)	Level (dBuV/m)	Limit (dBuV/m)	Margin (dB)	Factor (dB)	Dist (m)	Condition	Azimuth (°)	Height (m)	Comments
PK	11.5776G	57.77	74.00	-16.23	15.07	3	Horizontal	300	2.05	-
AV	11.5928G	45.90	54.00	-8.10	15.08	3	Horizontal	300	2.05	-
PK	17.3994G	65.00	68.20	-3.20	21.73	3	Horizontal	121	2.73	-

802.11ax HEW80_Nss1,(MCS0)_4TX

04/04/2019

5210MHz_TX



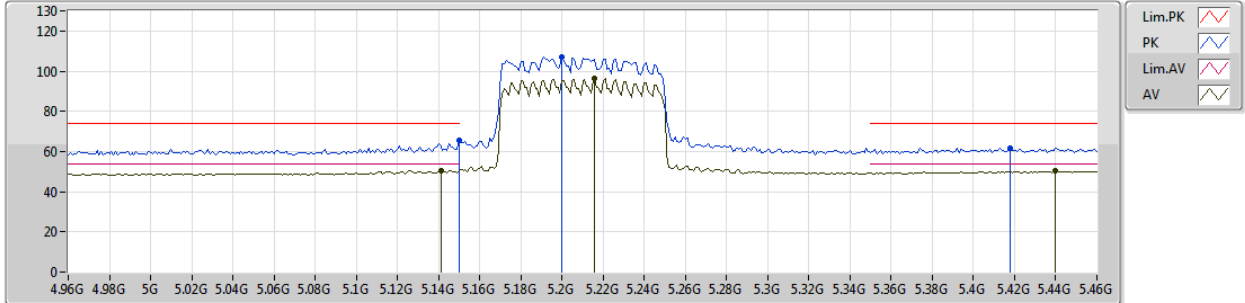
EUT Y_4TX
Setting 71
04-W-3-10
FSP(100304)

Type	Freq (Hz)	Level (dBuV/m)	Limit (dBuV/m)	Margin (dB)	Factor (dB)	Dist (m)	Condition	Azimuth (°)	Height (m)	Comments
PK	5.146G	67.89	74.00	-6.11	7.85	3	Vertical	153	1.23	-
AV	5.148G	53.87	54.00	-0.13	7.85	3	Vertical	153	1.23	-
PK	5.223G	110.82	Inf	-Inf	8.02	3	Vertical	153	1.23	-
AV	5.223G	99.85	Inf	-Inf	8.02	3	Vertical	153	1.23	-
PK	5.44G	61.54	74.00	-12.46	8.94	3	Vertical	153	1.23	-
AV	5.451G	50.53	54.00	-3.47	8.98	3	Vertical	153	1.23	-

802.11ax HEW80_Nss1,(MCS0)_4TX

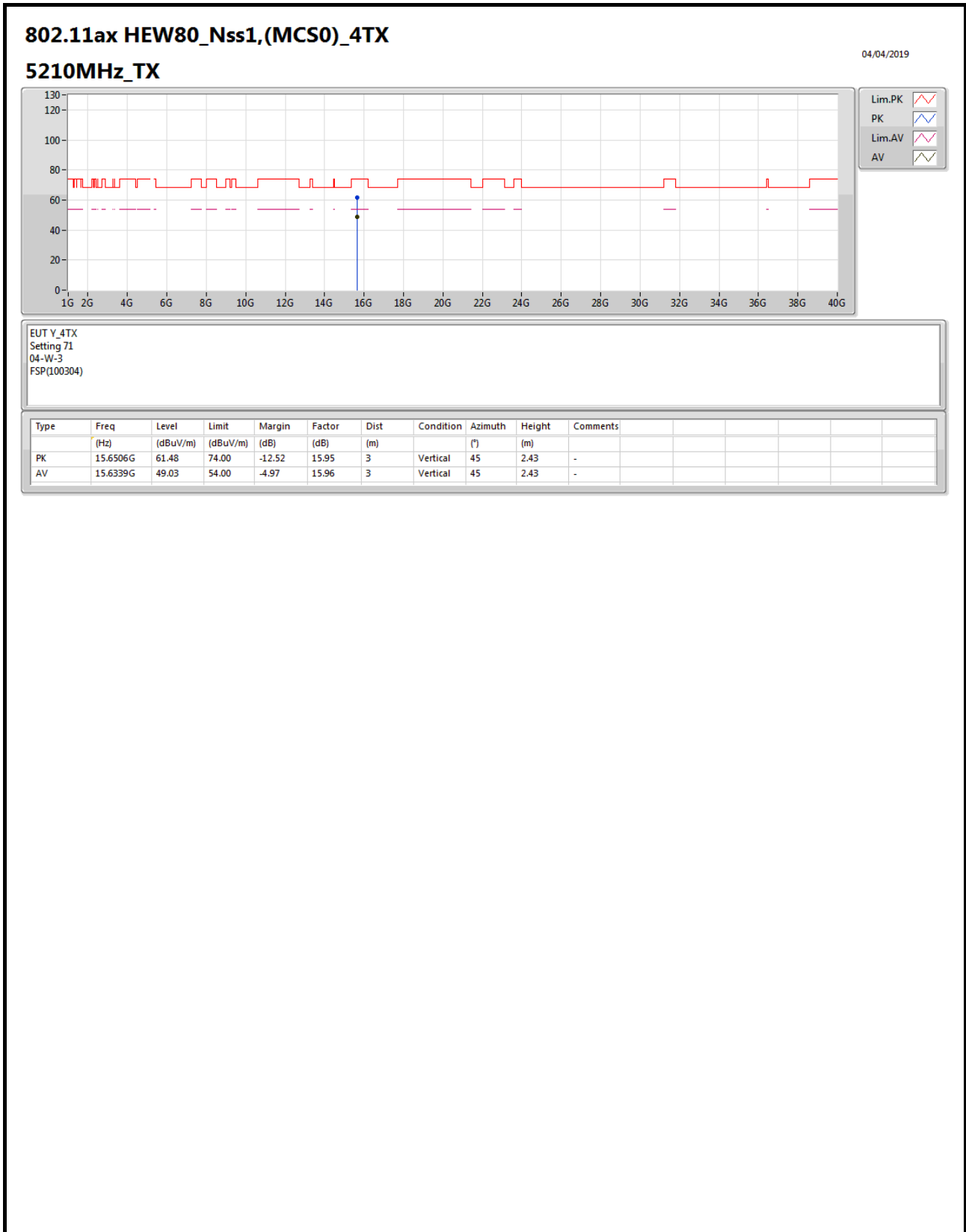
04/04/2019

5210MHz_TX



EUT Y_4TX
Setting 71
04-W-3-10
FSP(100304)

Type	Freq (Hz)	Level (dBuV/m)	Limit (dBuV/m)	Margin (dB)	Factor (dB)	Dist (m)	Condition	Azimuth (°)	Height (m)	Comments
PK	5.15G	65.49	74.00	-8.51	7.85	3	Horizontal	311	2.64	-
AV	5.141G	50.65	54.00	-3.35	7.84	3	Horizontal	311	2.64	-
PK	5.2G	107.25	Inf	-Inf	7.93	3	Horizontal	311	2.64	-
AV	5.216G	96.54	Inf	-Inf	7.99	3	Horizontal	311	2.64	-
PK	5.418G	61.54	74.00	-12.46	8.86	3	Horizontal	311	2.64	-
AV	5.44G	50.21	54.00	-3.79	8.94	3	Horizontal	311	2.64	-

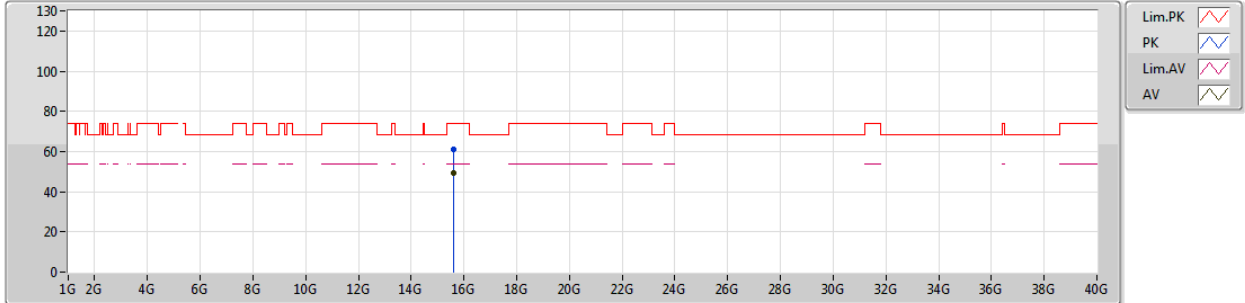




802.11ax HEW80_Nss1,(MCS0)_4TX

04/04/2019

5210MHz_TX



EUT Y_4TX
Setting 71
04-W-3
FSP(100304)

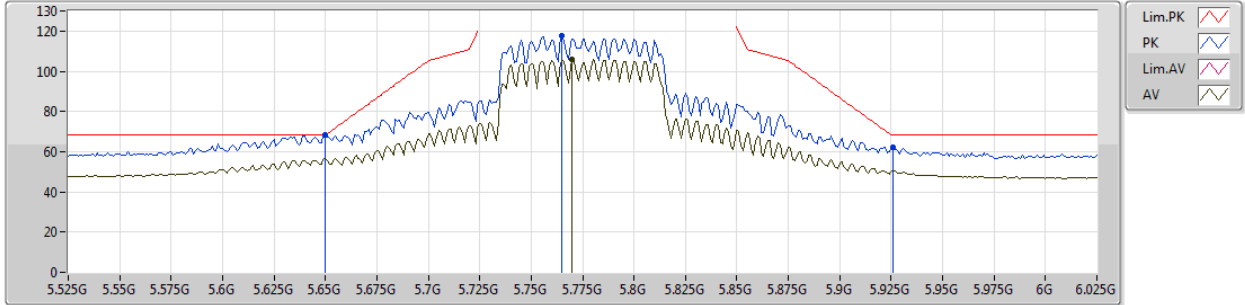
Type	Freq (Hz)	Level (dBuV/m)	Limit (dBuV/m)	Margin (dB)	Factor (dB)	Dist (m)	Condition	Azimuth (°)	Height (m)	Comments
PK	15.6292G	61.06	74.00	-12.94	15.97	3	Horizontal	136	1.50	-
AV	15.6084G	49.26	54.00	-4.74	15.97	3	Horizontal	136	1.50	-



802.11ax HEW80_Nss1,(MCS0)_4TX

03/04/2019

5775MHz_TX



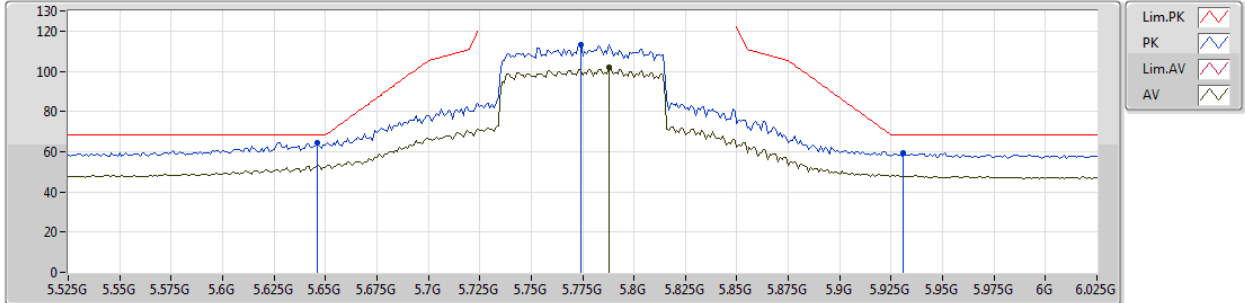
EUT Y_4TX
Setting 88
02-W-3-10
FSP(100142)

Type	Freq (Hz)	Level (dBuV/m)	Limit (dBuV/m)	Margin (dB)	Factor (dB)	Dist (m)	Condition	Azimuth (°)	Height (m)	Comments
PK	5.65G	68.14	68.20	-0.06	8.70	3	Vertical	312	2.55	-
PK	5.765G	117.86	Inf	-Inf	8.83	3	Vertical	312	2.55	-
AV	5.77G	105.82	Inf	-Inf	8.84	3	Vertical	312	2.55	-
PK	5.926G	62.09	68.20	-6.11	8.86	3	Vertical	312	2.55	-

802.11ax HEW80_Nss1,(MCS0)_4TX

03/04/2019

5775MHz_TX



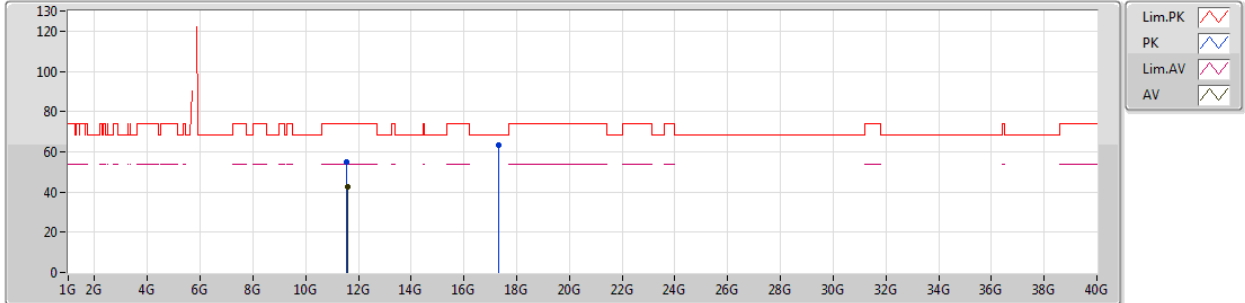
EUT_Y_4TX
Setting 88
02-W-3-10
FSP(100142)

Type	Freq (Hz)	Level (dBuV/m)	Limit (dBuV/m)	Margin (dB)	Factor (dB)	Dist (m)	Condition	Azimuth (°)	Height (m)	Comments
PK	5.646G	64.37	68.20	-3.83	8.70	3	Horizontal	18	2.17	-
PK	5.774G	113.19	Inf	-Inf	8.85	3	Horizontal	18	2.17	-
AV	5.788G	101.80	Inf	-Inf	8.86	3	Horizontal	18	2.17	-
PK	5.931G	59.26	68.20	-8.94	8.86	3	Horizontal	18	2.17	-

802.11ax HEW80_Nss1,(MCS0)_4TX

03/04/2019

5775MHz_TX



EUT Y_4TX
Setting 88
02-W-3
FSP(100142)

Type	Freq (Hz)	Level (dBuV/m)	Limit (dBuV/m)	Margin (dB)	Factor (dB)	Dist (m)	Condition	Azimuth (°)	Height (m)	Comments
PK	11.55176G	54.85	74.00	-19.15	15.03	3	Vertical	111	2.86	-
AV	11.57432G	42.71	54.00	-11.29	15.06	3	Vertical	111	2.86	-
PK	17.3338G	63.09	68.20	-5.11	21.33	3	Vertical	269	1.97	-



RSE TX above 1GHz Result

Appendix E.2

802.11ax HEW80_Nss1,(MCS0)_4TX

03/04/2019

5775MHz_TX



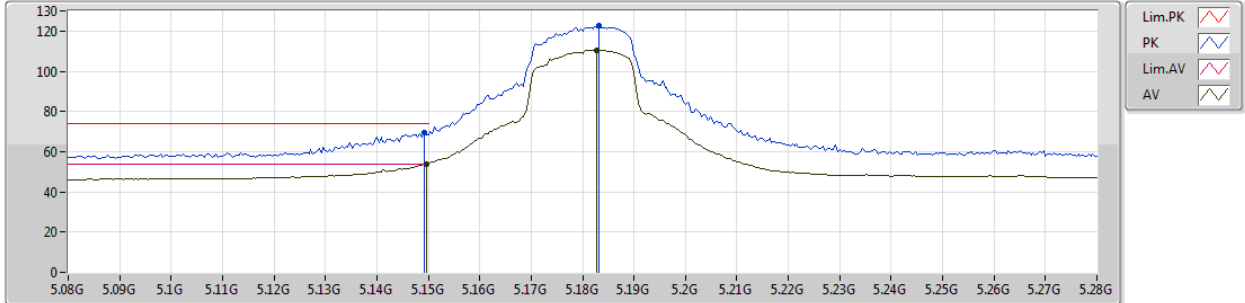
EUT Y_4TX
Setting 88
02-W-3
FSP(100142)

Type	Freq (Hz)	Level (dBuV/m)	Limit (dBuV/m)	Margin (dB)	Factor (dB)	Dist (m)	Condition	Azimuth (°)	Height (m)	Comments
PK	11.55064G	54.49	74.00	-19.51	15.03	3	Horizontal	243	1.75	-
AV	11.56264G	43.75	54.00	-10.25	15.05	3	Horizontal	243	1.75	-
PK	17.35252G	63.86	68.20	-4.34	21.44	3	Horizontal	141	1.49	-

802.11ax HEW20-BF_Nss1,(MCS0)_4TX

02/04/2019

5180MHz_TX



EUT_Y_4TX
Setting 88
02-J-5-10
FSP(100142)

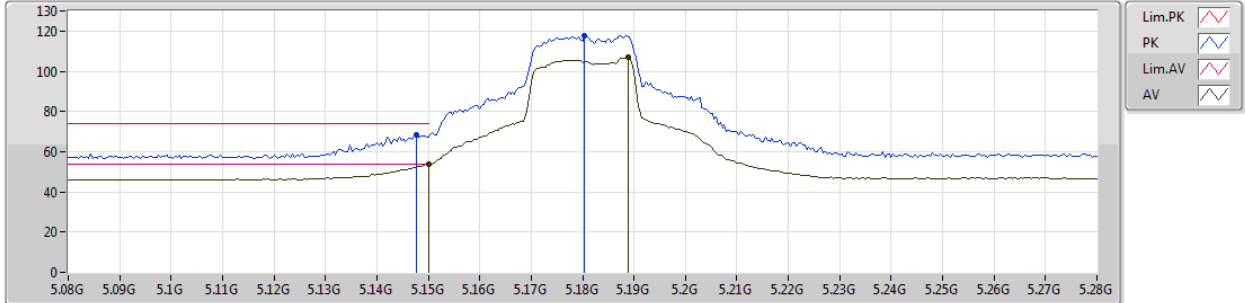
Type	Freq (Hz)	Level (dBuV/m)	Limit (dBuV/m)	Margin (dB)	Factor (dB)	Dist (m)	Condition	Azimuth (°)	Height (m)	Comments
PK	5.1492G	69.23	74.00	-4.77	8.04	3	Vertical	301	1.72	-
AV	5.1496G	53.85	54.00	-0.15	8.04	3	Vertical	301	1.72	-
PK	5.1832G	122.97	Inf	-Inf	8.12	3	Vertical	301	1.72	-
AV	5.1828G	110.64	Inf	-Inf	8.12	3	Vertical	301	1.72	-



802.11ax HEW20-BF_Nss1,(MCS0)_4TX

02/04/2019

5180MHz_TX



EUT_Y_4TX
Setting 88
02-J-5-10
FSP(100142)

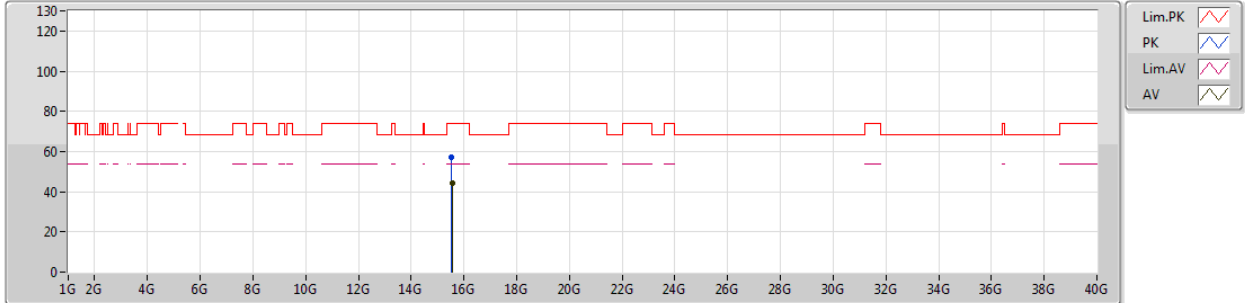
Type	Freq (Hz)	Level (dBuV/m)	Limit (dBuV/m)	Margin (dB)	Factor (dB)	Dist (m)	Condition	Azimuth (°)	Height (m)	Comments
PK	5.1476G	68.32	74.00	-5.68	8.04	3	Horizontal	237	2.69	-
AV	5.15G	53.76	54.00	-0.24	8.04	3	Horizontal	237	2.69	-
PK	5.1804G	117.80	Inf	-Inf	8.12	3	Horizontal	237	2.69	-
AV	5.1888G	106.80	Inf	-Inf	8.14	3	Horizontal	237	2.69	-



802.11ax HEW20-BF_Nss1,(MCS0)_4TX

02/04/2019

5180MHz_TX



EUT_Y_4TX
Setting 88
02-J-5
FSP(100142)

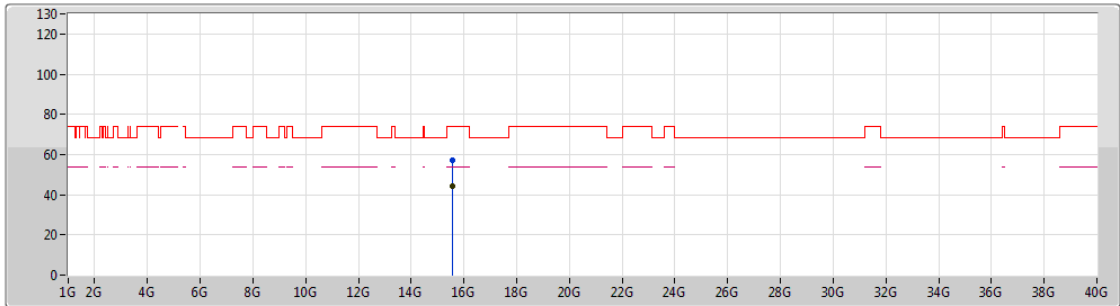
Type	Freq (Hz)	Level (dBuV/m)	Limit (dBuV/m)	Margin (dB)	Factor (dB)	Dist (m)	Condition	Azimuth (°)	Height (m)	Comments
PK	15.5412G	56.91	74.00	-17.09	16.12	3	Vertical	66	1.88	-
AV	15.55434G	44.20	54.00	-9.80	16.09	3	Vertical	66	1.88	-



802.11ax HEW20-BF_Nss1,(MCS0)_4TX

02/04/2019

5180MHz_TX



Lim.PK
 PK
 Lim.AV
 AV

EUT_Y_4TX
 Setting 88
 02-J-5
 FSP(100142)

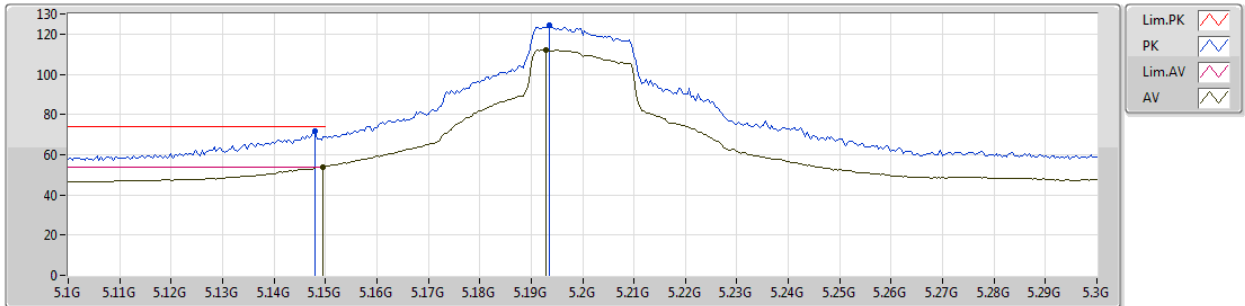
Type	Freq (Hz)	Level (dBuV/m)	Limit (dBuV/m)	Margin (dB)	Factor (dB)	Dist (m)	Condition	Azimuth (°)	Height (m)	Comments
PK	15.55284G	57.05	74.00	-16.95	16.09	3	Horizontal	316	1.89	-
AV	15.55092G	44.08	54.00	-9.92	16.10	3	Horizontal	316	1.89	-



802.11ax HEW20-BF_Nss1,(MCS0)_4TX

02/04/2019

5200MHz_TX



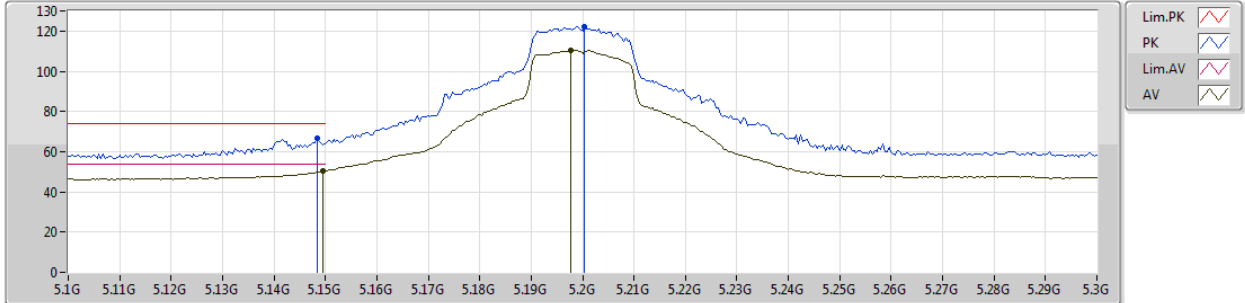
EUT_Y_4TX
Setting 96
02-J-5-10
FSP(100142)

Type	Freq (Hz)	Level (dBuV/m)	Limit (dBuV/m)	Margin (dB)	Factor (dB)	Dist (m)	Condition	Azimuth (°)	Height (m)	Comments
PK	5.148G	71.49	74.00	-2.51	8.04	3	Vertical	173	1.50	-
AV	5.1496G	53.98	54.00	-0.02	8.04	3	Vertical	173	1.50	-
PK	5.1936G	124.16	Inf	-Inf	8.14	3	Vertical	173	1.50	-
AV	5.1928G	112.06	Inf	-Inf	8.14	3	Vertical	173	1.50	-

802.11ax HEW20-BF_Nss1,(MCS0)_4TX

02/04/2019

5200MHz_TX



EUT Y_4TX
Setting 96
02-J-5-10
FSP(100142)

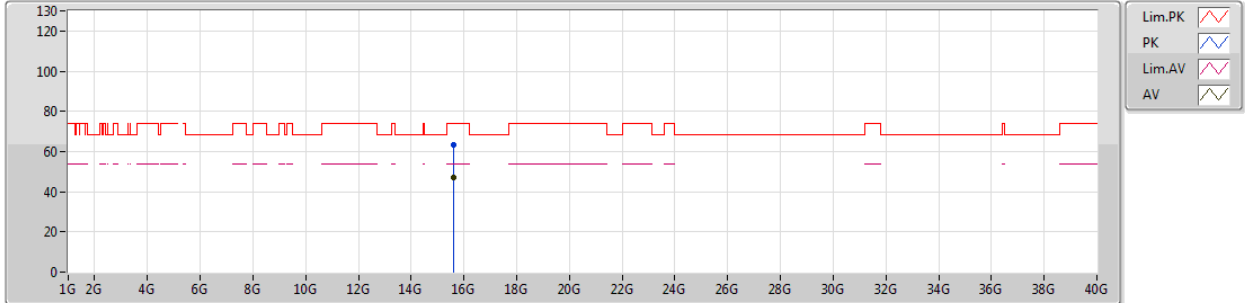
Type	Freq (Hz)	Level (dBuV/m)	Limit (dBuV/m)	Margin (dB)	Factor (dB)	Dist (m)	Condition	Azimuth (°)	Height (m)	Comments
PK	5.1484G	66.89	74.00	-7.11	8.04	3	Horizontal	306	2.92	-
AV	5.1496G	50.48	54.00	-3.52	8.04	3	Horizontal	306	2.92	-
PK	5.2004G	122.27	Inf	-Inf	8.16	3	Horizontal	306	2.92	-
AV	5.1976G	110.33	Inf	-Inf	8.16	3	Horizontal	306	2.92	-



802.11ax HEW20-BF_Nss1,(MCS0)_4TX

02/04/2019

5200MHz_TX



EUT_Y_4TX
Setting 96
02-J-5
FSP(100142)

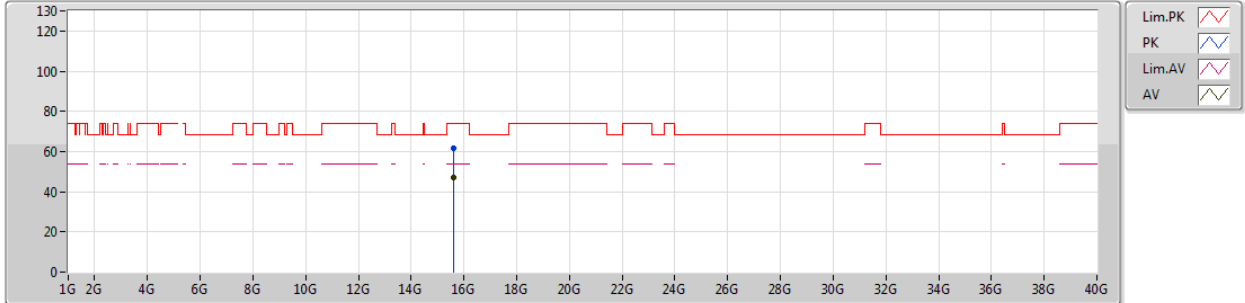
Type	Freq (Hz)	Level (dBuV/m)	Limit (dBuV/m)	Margin (dB)	Factor (dB)	Dist (m)	Condition	Azimuth (°)	Height (m)	Comments
PK	15.59328G	63.17	74.00	-10.83	15.99	3	Vertical	19	2.64	-
AV	15.5972G	47.22	54.00	-6.78	15.98	3	Vertical	19	2.64	-



802.11ax HEW20-BF_Nss1,(MCS0)_4TX

02/04/2019

5200MHz_TX



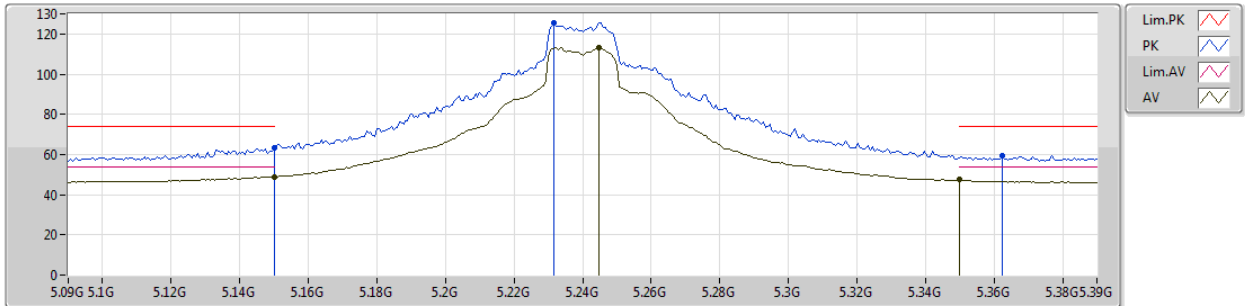
EUT_Y_4TX
Setting 96
02-J-5
FSP(100142)

Type	Freq (Hz)	Level (dBuV/m)	Limit (dBuV/m)	Margin (dB)	Factor (dB)	Dist (m)	Condition	Azimuth (°)	Height (m)	Comments
PK	15.60264G	61.40	74.00	-12.60	15.96	3	Horizontal	290	1.74	-
AV	15.6024G	47.25	54.00	-6.75	15.96	3	Horizontal	290	1.74	-

802.11ax HEW20-BF_Nss1,(MCS0)_4TX

02/04/2019

5240MHz_TX



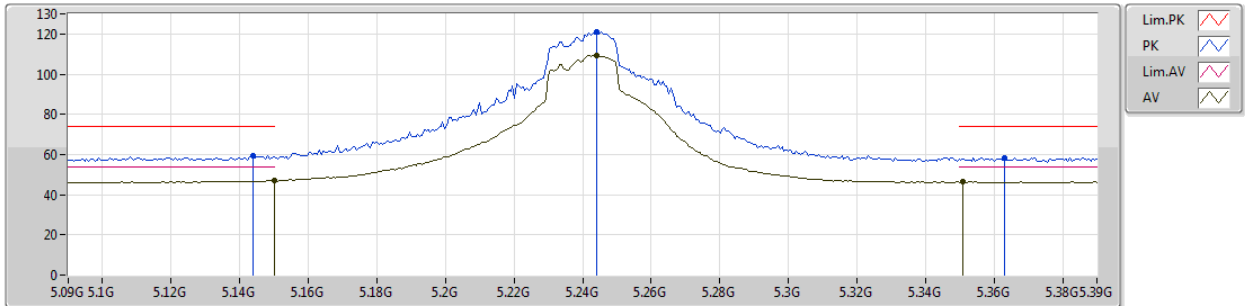
EUT Y_4TX
Setting 110
02-J-5-10
FSP(100142)

Type	Freq (Hz)	Level (dBuV/m)	Limit (dBuV/m)	Margin (dB)	Factor (dB)	Dist (m)	Condition	Azimuth (°)	Height (m)	Comments
PK	5.15G	63.44	74.00	-10.56	8.04	3	Vertical	181	1.63	-
AV	5.15G	49.03	54.00	-4.97	8.04	3	Vertical	181	1.63	-
PK	5.2316G	125.47	Inf	-Inf	8.21	3	Vertical	181	1.63	-
AV	5.2448G	113.41	Inf	-Inf	8.22	3	Vertical	181	1.63	-
PK	5.3624G	59.35	74.00	-14.65	8.39	3	Vertical	181	1.63	-
AV	5.35G	47.36	54.00	-6.64	8.38	3	Vertical	181	1.63	-

802.11ax HEW20-BF_Nss1,(MCS0)_4TX

02/04/2019

5240MHz_TX



EUT Y_4TX
Setting 110
02-J-5-10
FSP(100142)

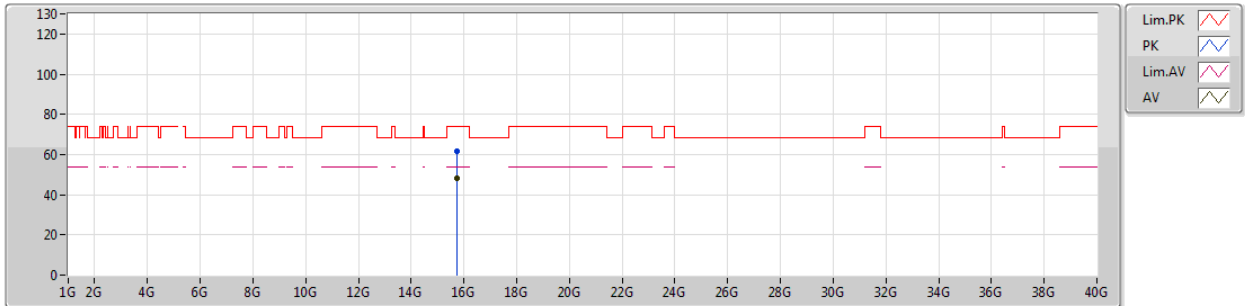
Type	Freq (Hz)	Level (dBuV/m)	Limit (dBuV/m)	Margin (dB)	Factor (dB)	Dist (m)	Condition	Azimuth (°)	Height (m)	Comments
PK	5.144G	59.26	74.00	-14.74	8.04	3	Horizontal	297	1.50	-
AV	5.15G	47.08	54.00	-6.92	8.04	3	Horizontal	297	1.50	-
PK	5.2442G	120.98	Inf	-Inf	8.22	3	Horizontal	297	1.50	-
AV	5.2442G	109.16	Inf	-Inf	8.22	3	Horizontal	297	1.50	-
PK	5.363G	58.33	74.00	-15.67	8.39	3	Horizontal	297	1.50	-
AV	5.351G	46.31	54.00	-7.69	8.38	3	Horizontal	297	1.50	-



802.11ax HEW20-BF_Nss1,(MCS0)_4TX

03/04/2019

5240MHz_TX



EUT Y_4TX
Setting 110
02-J-5
FSP(100142)

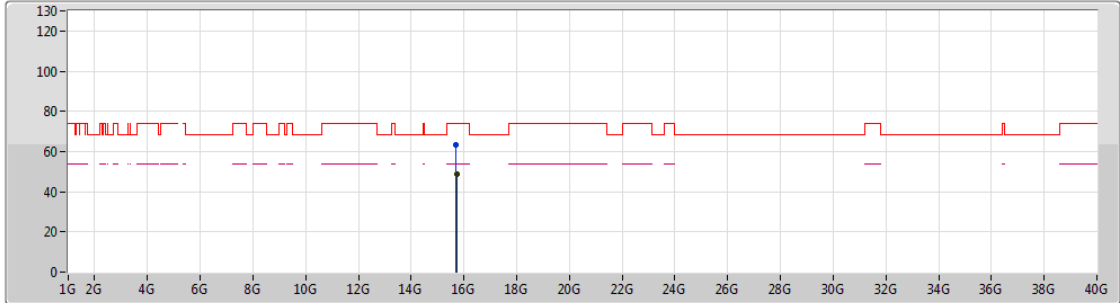
Type	Freq (Hz)	Level (dBuV/m)	Limit (dBuV/m)	Margin (dB)	Factor (dB)	Dist (m)	Condition	Azimuth (°)	Height (m)	Comments
PK	15.7244G	61.80	74.00	-12.20	15.66	3	Vertical	272	1.88	-
AV	15.72136G	48.32	54.00	-5.68	15.67	3	Vertical	272	1.88	-



802.11ax HEW20-BF_Nss1,(MCS0)_4TX

03/04/2019

5240MHz_TX



Lim.PK
 PK
 Lim.AV
 AV

EUT_Y_4TX
 Setting 110
 02-J-5
 FSP(100142)

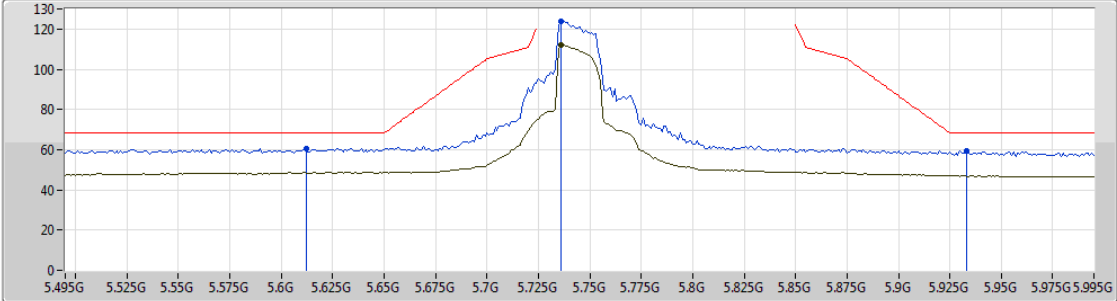
Type	Freq (Hz)	Level (dBuV/m)	Limit (dBuV/m)	Margin (dB)	Factor (dB)	Dist (m)	Condition	Azimuth (°)	Height (m)	Comments
PK	15.7132G	63.30	74.00	-10.70	15.69	3	Horizontal	9	1.39	-
AV	15.72392G	48.79	54.00	-5.21	15.66	3	Horizontal	9	1.39	-



802.11ax HEW20-BF_Nss1,(MCS0)_4TX

03/04/2019

5745MHz_TX



Lim.PK
 PK
 Lim.AV
 AV

EUT_Y_4TX
 Setting 86
 02-J-5-10
 FSP(100142)

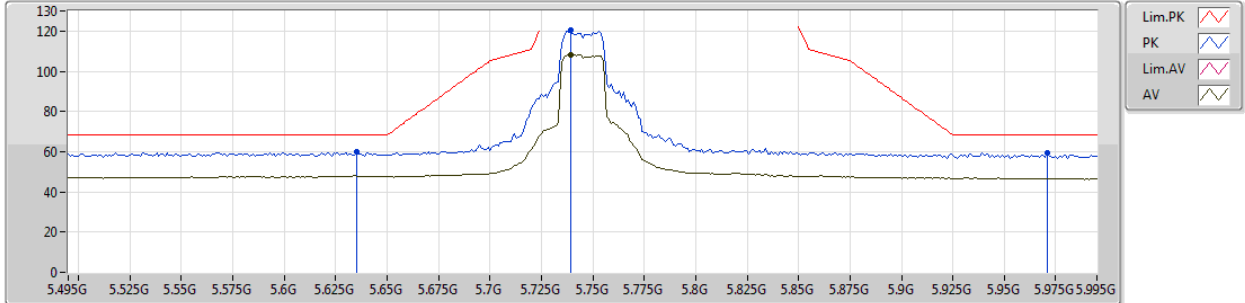
Type	Freq (Hz)	Level (dBuV/m)	Limit (dBuV/m)	Margin (dB)	Factor (dB)	Dist (m)	Condition	Azimuth (°)	Height (m)	Comments
PK	5.612G	60.55	68.20	-7.65	8.66	3	Vertical	331	1.45	-
PK	5.736G	124.02	Inf	-Inf	8.82	3	Vertical	331	1.45	-
AV	5.736G	112.09	Inf	-Inf	8.82	3	Vertical	331	1.45	-
PK	5.933G	59.23	68.20	-8.97	8.86	3	Vertical	331	1.45	-



802.11ax HEW20-BF_Nss1,(MCS0)_4TX

03/04/2019

5745MHz_TX



EUT_Y_4TX
Setting 86
02-J-5-10
FSP(100142)

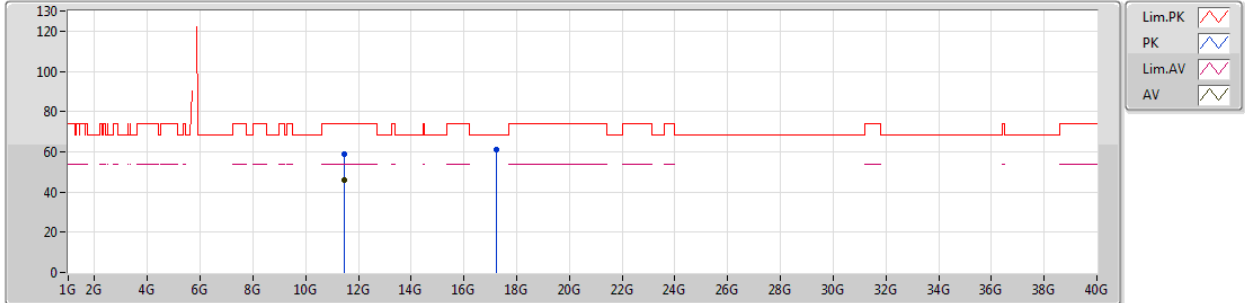
Type	Freq (Hz)	Level (dBuV/m)	Limit (dBuV/m)	Margin (dB)	Factor (dB)	Dist (m)	Condition	Azimuth (°)	Height (m)	Comments
PK	5.635G	60.00	68.20	-8.20	8.69	3	Horizontal	19	1.48	-
PK	5.739G	120.32	Inf	-Inf	8.81	3	Horizontal	19	1.48	-
AV	5.739G	108.12	Inf	-Inf	8.81	3	Horizontal	19	1.48	-
PK	5.971G	59.22	68.20	-8.98	8.84	3	Horizontal	19	1.48	-



802.11ax HEW20-BF_Nss1,(MCS0)_4TX

03/04/2019

5745MHz_TX



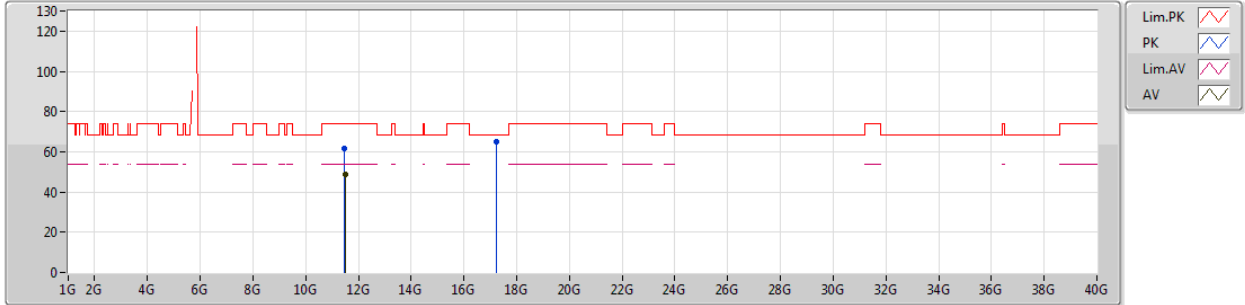
EUT_Y_4TX
Setting 86
02-J-5
FSP(100142)

Type	Freq (Hz)	Level (dBuV/m)	Limit (dBuV/m)	Margin (dB)	Factor (dB)	Dist (m)	Condition	Azimuth (°)	Height (m)	Comments
PK	11.4866G	58.79	74.00	-15.21	14.94	3	Vertical	311	1.05	-
AV	11.4854G	45.77	54.00	-8.23	14.94	3	Vertical	311	1.05	-
PK	17.2318G	61.28	68.20	-6.92	20.71	3	Vertical	298	1.24	-

802.11ax HEW20-BF_Nss1,(MCS0)_4TX

03/04/2019

5745MHz_TX



EUT_Y_4TX
Setting 86
02-J-5
FSP(100142)

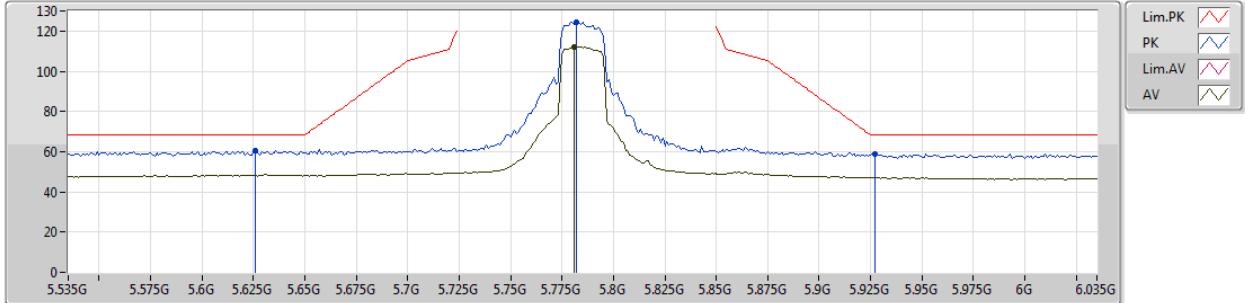
Type	Freq (Hz)	Level (dBuV/m)	Limit (dBuV/m)	Margin (dB)	Factor (dB)	Dist (m)	Condition	Azimuth (°)	Height (m)	Comments
PK	11.4866G	61.68	74.00	-12.32	14.94	3	Horizontal	121	2.87	-
AV	11.49G	48.90	54.00	-5.10	14.94	3	Horizontal	121	2.87	-
PK	17.2312G	65.12	68.20	-3.08	20.71	3	Horizontal	124	2.90	-



802.11ax HEW20-BF_Nss1,(MCS0)_4TX

03/04/2019

5785MHz_TX



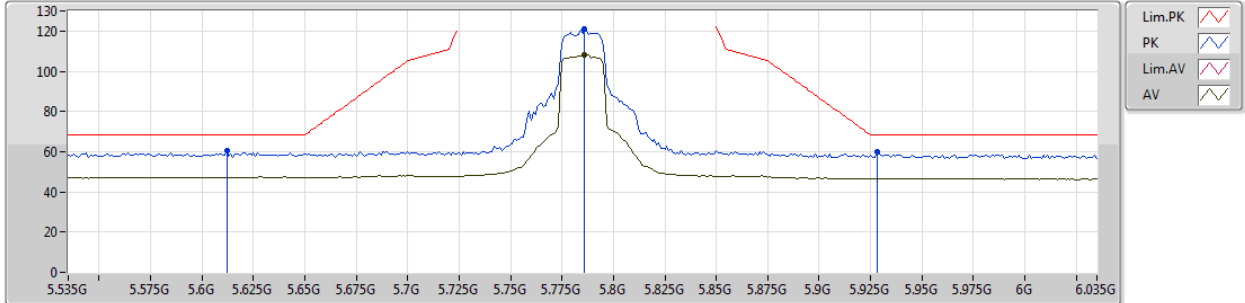
EUT_Y_4TX
Setting 83
02-J-5-10
FSP(100142)

Type	Freq (Hz)	Level (dBuV/m)	Limit (dBuV/m)	Margin (dB)	Factor (dB)	Dist (m)	Condition	Azimuth (°)	Height (m)	Comments
PK	5.626G	60.71	68.20	-7.49	8.68	3	Vertical	333	1.49	-
PK	5.782G	124.63	Inf	-Inf	8.87	3	Vertical	333	1.49	-
AV	5.781G	112.28	Inf	-Inf	8.87	3	Vertical	333	1.49	-
PK	5.927G	58.86	68.20	-9.34	8.86	3	Vertical	333	1.49	-

802.11ax HEW20-BF_Nss1,(MCS0)_4TX

03/04/2019

5785MHz_TX



EUT_Y_4TX
Setting 83
02-J-5-10
FSP(100142)

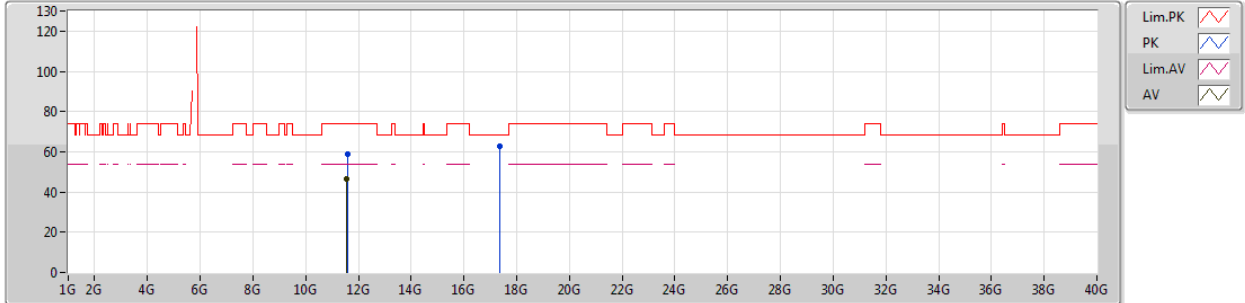
Type	Freq (Hz)	Level (dBuV/m)	Limit (dBuV/m)	Margin (dB)	Factor (dB)	Dist (m)	Condition	Azimuth (°)	Height (m)	Comments
PK	5.612G	60.75	68.20	-7.45	8.66	3	Horizontal	17	1.54	-
PK	5.786G	120.82	Inf	-Inf	8.87	3	Horizontal	17	1.54	-
AV	5.786G	108.18	Inf	-Inf	8.87	3	Horizontal	17	1.54	-
PK	5.928G	60.04	68.20	-8.16	8.86	3	Horizontal	17	1.54	-



802.11ax HEW20-BF_Nss1,(MCS0)_4TX

03/04/2019

5785MHz_TX



EUT_Y_4TX
Setting 83
02-J-5
FSP(100142)

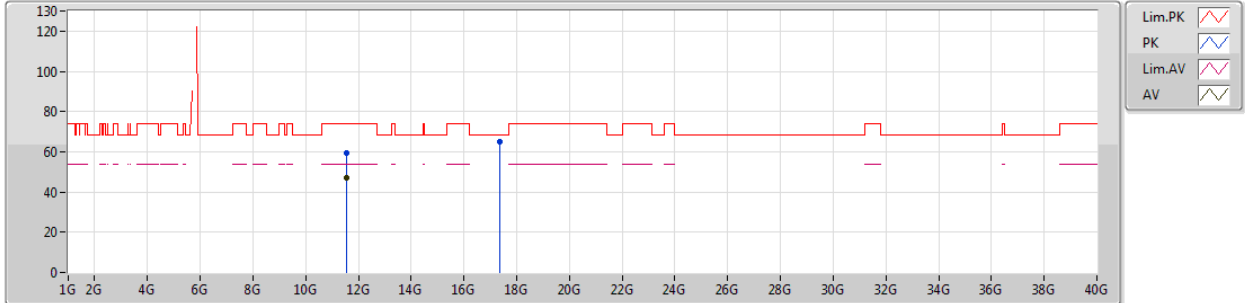
Type	Freq (Hz)	Level (dBuV/m)	Limit (dBuV/m)	Margin (dB)	Factor (dB)	Dist (m)	Condition	Azimuth (°)	Height (m)	Comments
PK	11.5773G	58.60	74.00	-15.40	15.07	3	Vertical	307	1.09	-
AV	11.571G	46.30	54.00	-7.70	15.05	3	Vertical	307	1.09	-
PK	17.339G	62.51	68.20	-5.69	21.36	3	Vertical	266	1.03	-



802.11ax HEW20-BF_Nss1,(MCS0)_4TX

03/04/2019

5785MHz_TX



EUT_Y_4TX
Setting 83
02-J-5
FSP(100142)

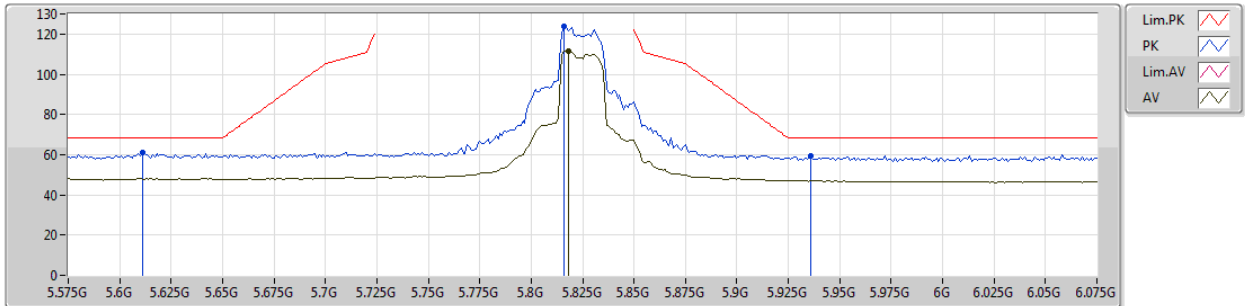
Type	Freq (Hz)	Level (dBuV/m)	Limit (dBuV/m)	Margin (dB)	Factor (dB)	Dist (m)	Condition	Azimuth (°)	Height (m)	Comments
PK	11.5706G	59.52	74.00	-14.48	15.05	3	Horizontal	116	2.31	-
AV	11.5702G	47.10	54.00	-6.90	15.05	3	Horizontal	116	2.31	-
PK	17.3419G	65.06	68.20	-3.14	21.38	3	Horizontal	141	1.51	-



802.11ax HEW20-BF_Nss1,(MCS0)_4TX

03/04/2019

5825MHz_TX



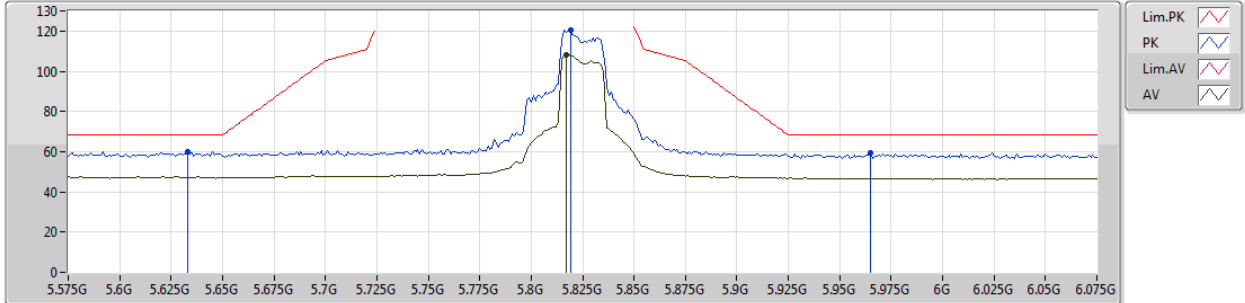
EUT_Y_4TX
Setting 83
02-J-5-10
FSP(100142)

Type	Freq (Hz)	Level (dBuV/m)	Limit (dBuV/m)	Margin (dB)	Factor (dB)	Dist (m)	Condition	Azimuth (°)	Height (m)	Comments
PK	5.611G	61.16	68.20	-7.04	8.66	3	Vertical	331	2.09	-
PK	5.816G	123.64	Inf	-Inf	8.88	3	Vertical	331	2.09	-
AV	5.818G	111.75	Inf	-Inf	8.87	3	Vertical	331	2.09	-
PK	5.936G	59.17	68.20	-9.03	8.86	3	Vertical	331	2.09	-

802.11ax HEW20-BF_Nss1,(MCS0)_4TX

03/04/2019

5825MHz_TX



EUT_Y_4TX
Setting 83
02-J-5-10
FSP(100142)

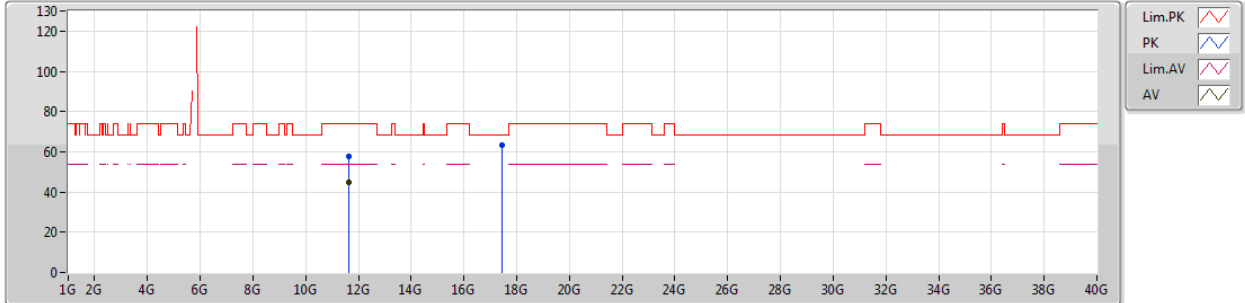
Type	Freq (Hz)	Level (dBuV/m)	Limit (dBuV/m)	Margin (dB)	Factor (dB)	Dist (m)	Condition	Azimuth (°)	Height (m)	Comments
PK	5.633G	60.20	68.20	-8.00	8.69	3	Horizontal	21	1.50	-
PK	5.819G	120.26	Inf	-Inf	8.87	3	Horizontal	21	1.50	-
AV	5.817G	108.42	Inf	-Inf	8.87	3	Horizontal	21	1.50	-
PK	5.965G	59.28	68.20	-8.92	8.84	3	Horizontal	21	1.50	-



802.11ax HEW20-BF_Nss1,(MCS0)_4TX

03/04/2019

5825MHz_TX



EUT_Y_4TX
Setting 83
02-J-5
FSP(100142)

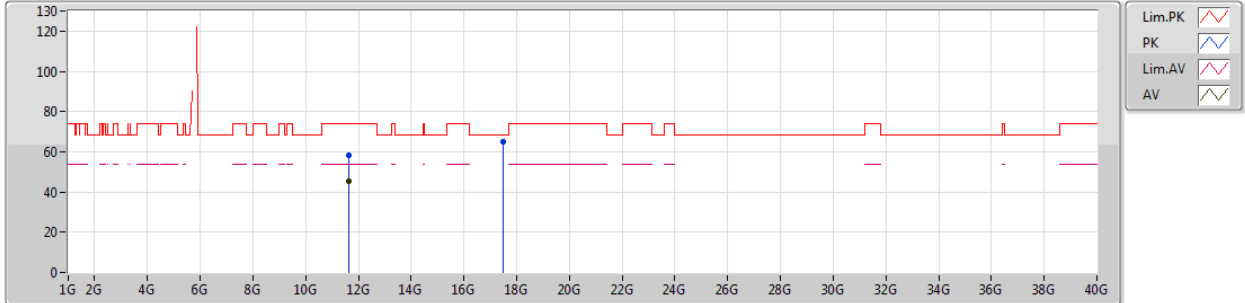
Type	Freq (Hz)	Level (dBuV/m)	Limit (dBuV/m)	Margin (dB)	Factor (dB)	Dist (m)	Condition	Azimuth (°)	Height (m)	Comments
PK	11.6561G	57.61	74.00	-16.39	15.17	3	Vertical	305	1.06	-
AV	11.6541G	44.93	54.00	-9.07	15.17	3	Vertical	305	1.06	-
PK	17.4635G	63.56	68.20	-4.64	22.11	3	Vertical	104	2.14	-



802.11ax HEW20-BF_Nss1,(MCS0)_4TX

03/04/2019

5825MHz_TX



EUT_Y_4TX
Setting 83
02-J-5
FSP(100142)

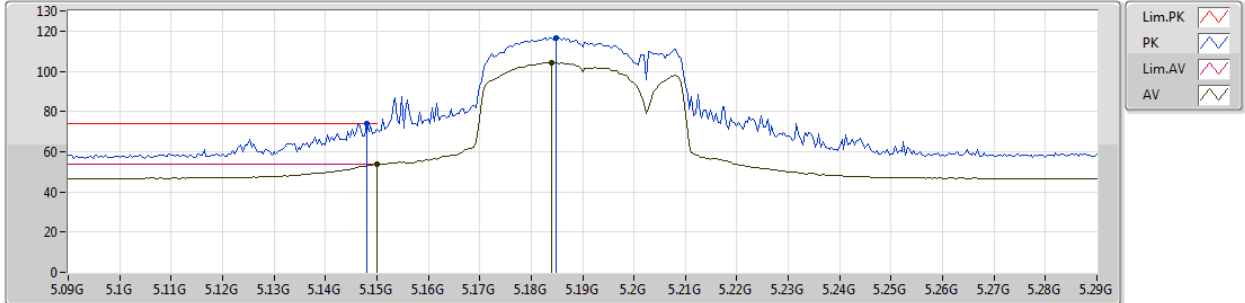
Type	Freq (Hz)	Level (dBuV/m)	Limit (dBuV/m)	Margin (dB)	Factor (dB)	Dist (m)	Condition	Azimuth (°)	Height (m)	Comments
PK	11.6506G	58.22	74.00	-15.78	15.16	3	Horizontal	174	2.35	-
AV	11.6546G	45.61	54.00	-8.39	15.17	3	Horizontal	174	2.35	-
PK	17.4716G	65.06	68.20	-3.14	22.16	3	Horizontal	128	2.88	-



802.11ax HEW40-BF_Nss1,(MCS0)_4TX

03/04/2019

5190MHz_TX



EUT_Y_4TX
Setting 77
02-J-5-10
FSP(100142)

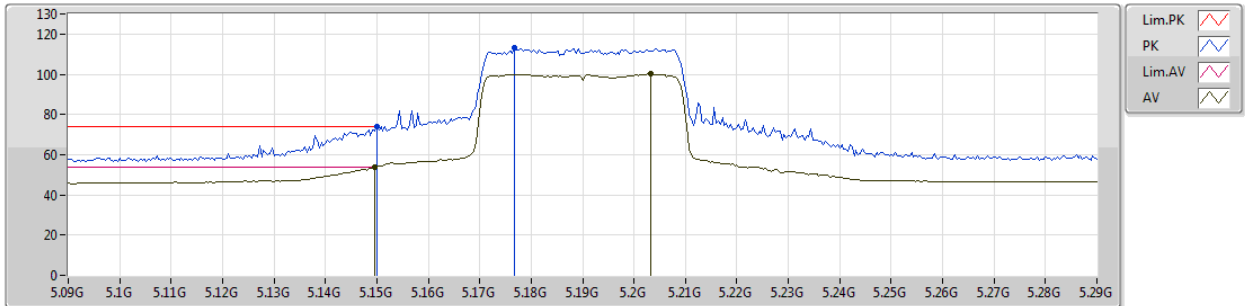
Type	Freq (Hz)	Level (dBuV/m)	Limit (dBuV/m)	Margin (dB)	Factor (dB)	Dist (m)	Condition	Azimuth (°)	Height (m)	Comments
PK	5.148G	73.86	74.00	-0.14	8.04	3	Vertical	349	1.58	-
AV	5.15G	53.91	54.00	-0.09	8.04	3	Vertical	349	1.58	-
PK	5.1848G	116.68	Inf	-Inf	8.13	3	Vertical	349	1.58	-
AV	5.184G	104.43	Inf	-Inf	8.13	3	Vertical	349	1.58	-



802.11ax HEW40-BF_Nss1,(MCS0)_4TX

03/04/2019

5190MHz_TX



EUT_Y_4TX
Setting 77
02-J-5-10
FSP(100142)

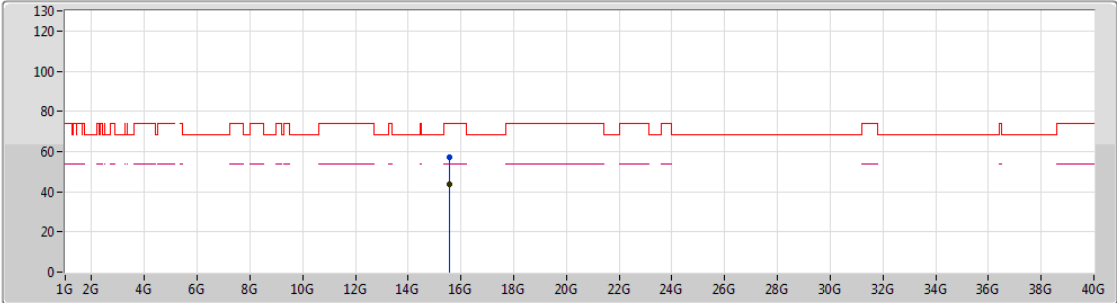
Type	Freq (Hz)	Level (dBuV/m)	Limit (dBuV/m)	Margin (dB)	Factor (dB)	Dist (m)	Condition	Azimuth (°)	Height (m)	Comments
PK	5.15G	73.71	74.00	-0.29	8.04	3	Horizontal	347	2.97	-
AV	5.1496G	53.76	54.00	-0.24	8.04	3	Horizontal	347	2.97	-
PK	5.1768G	113.15	Inf	-Inf	8.11	3	Horizontal	347	2.97	-
AV	5.2032G	100.20	Inf	-Inf	8.16	3	Horizontal	347	2.97	-



802.11ax HEW40-BF_Nss1,(MCS0)_4TX

03/04/2019

5190MHz_TX



Lim.PK
 PK
 Lim.AV
 AV

EUT_Y_4TX
 Setting 77
 02-J-5
 FSP(100142)

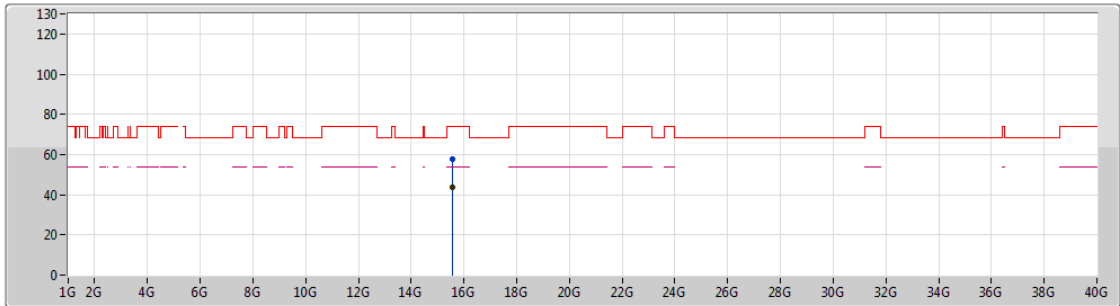
Type	Freq (Hz)	Level (dBuV/m)	Limit (dBuV/m)	Margin (dB)	Factor (dB)	Dist (m)	Condition	Azimuth (°)	Height (m)	Comments
PK	15.5596G	57.02	74.00	-16.98	16.07	3	Vertical	306	1.49	-
AV	15.57192G	43.77	54.00	-10.23	16.05	3	Vertical	306	1.49	-



802.11ax HEW40-BF_Nss1,(MCS0)_4TX

03/04/2019

5190MHz_TX



Lim.PK
 PK
 Lim.AV
 AV

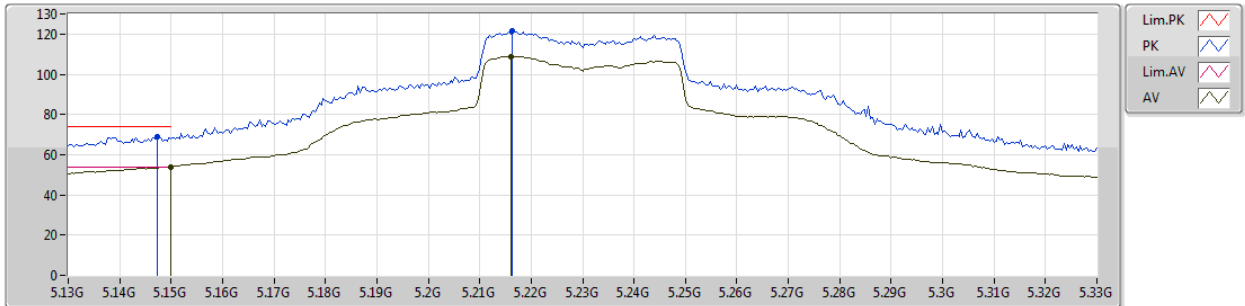
EUT_Y_4TX
 Setting 77
 02-J-5
 FSP(100142)

Type	Freq (Hz)	Level (dBuV/m)	Limit (dBuV/m)	Margin (dB)	Factor (dB)	Dist (m)	Condition	Azimuth (°)	Height (m)	Comments
PK	15.5776G	57.59	74.00	-16.41	16.03	3	Horizontal	331	1.57	-
AV	15.57648G	43.71	54.00	-10.29	16.04	3	Horizontal	331	1.57	-

802.11ax HEW40-BF_Nss1,(MCS0)_4TX

03/04/2019

5230MHz_TX



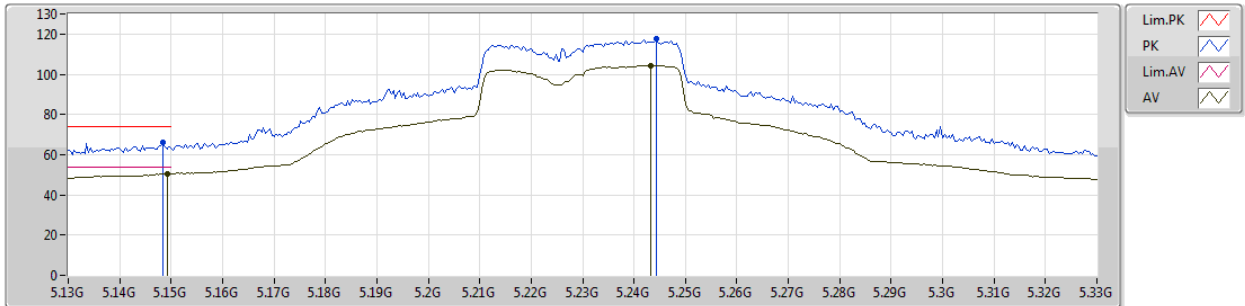
EUT Y_4TX
Setting 96
02-J-5-10
FSP(100142)

Type	Freq (Hz)	Level (dBuV/m)	Limit (dBuV/m)	Margin (dB)	Factor (dB)	Dist (m)	Condition	Azimuth (°)	Height (m)	Comments
PK	5.1472G	68.75	74.00	-5.25	8.04	3	Vertical	282	2.39	-
AV	5.15G	53.96	54.00	-0.04	8.04	3	Vertical	282	2.39	-
PK	5.2164G	121.39	Inf	-Inf	8.18	3	Vertical	282	2.39	-
AV	5.216G	108.97	Inf	-Inf	8.18	3	Vertical	282	2.39	-

802.11ax HEW40-BF_Nss1,(MCS0)_4TX

03/04/2019

5230MHz_TX



EUT Y_4TX
Setting 96
02-J-5-10
FSP(100142)

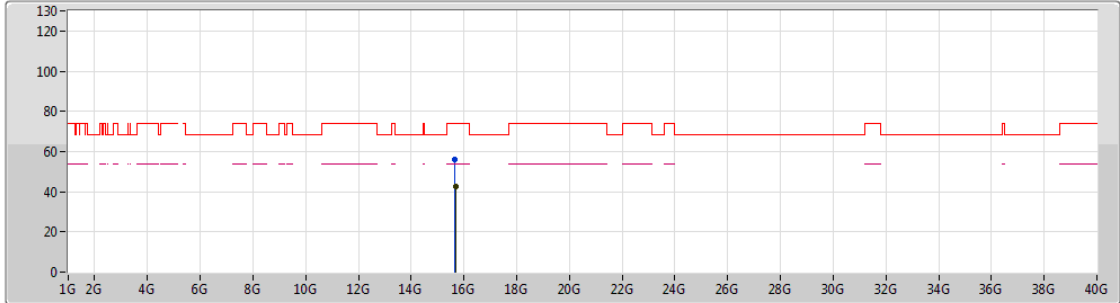
Type	Freq (Hz)	Level (dBuV/m)	Limit (dBuV/m)	Margin (dB)	Factor (dB)	Dist (m)	Condition	Azimuth (°)	Height (m)	Comments
PK	5.1484G	65.88	74.00	-8.12	8.04	3	Horizontal	309	2.63	-
AV	5.1492G	50.51	54.00	-3.49	8.04	3	Horizontal	309	2.63	-
PK	5.2444G	117.41	Inf	-Inf	8.22	3	Horizontal	309	2.63	-
AV	5.2432G	104.50	Inf	-Inf	8.22	3	Horizontal	309	2.63	-



802.11ax HEW40-BF_Nss1,(MCS0)_4TX

03/04/2019

5230MHz_TX



Lim.PK
 PK
 Lim.AV
 AV

EUT Y_4TX
 Setting 96
 02-J-5
 FSP(100142)

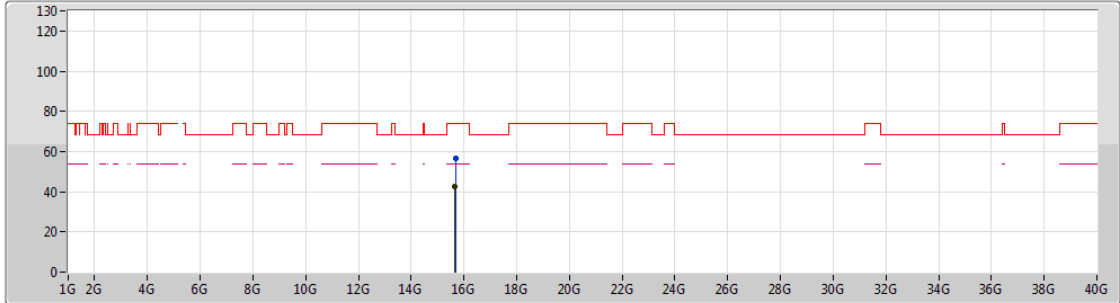
Type	Freq (Hz)	Level (dBuV/m)	Limit (dBuV/m)	Margin (dB)	Factor (dB)	Dist (m)	Condition	Azimuth (°)	Height (m)	Comments
PK	15.67176G	56.10	74.00	-17.90	15.79	3	Vertical	24	1.53	-
AV	15.70488G	42.73	54.00	-11.27	15.71	3	Vertical	24	1.53	-



802.11ax HEW40-BF_Nss1,(MCS0)_4TX

03/04/2019

5230MHz_TX



Lim.PK
 PK
 Lim.AV
 AV

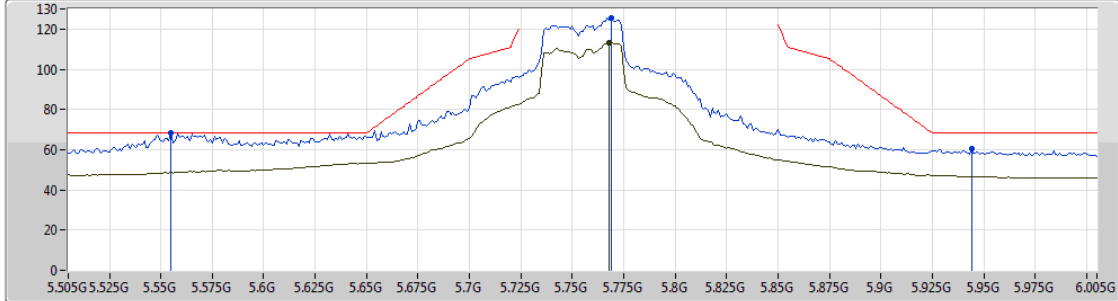
EUT_Y_4TX
 Setting 96
 02-J-5
 FSP(100142)





Type	Freq (Hz)	Level (dBuV/m)	Limit (dBuV/m)	Margin (dB)	Factor (dB)	Dist (m)	Condition	Azimuth (°)	Height (m)	Comments
PK	15.67504G	56.38	74.00	-17.62	15.78	3	Horizontal	52	1.73	-
AV	15.67216G	42.71	54.00	-11.29	15.79	3	Horizontal	52	1.73	-

802.11ax HEW40-BF_Nss1,(MCS0)_4TX

02/04/2019

5755MHz_TX



Lim.PK 
 PK 
 Lim.AV 
 AV 

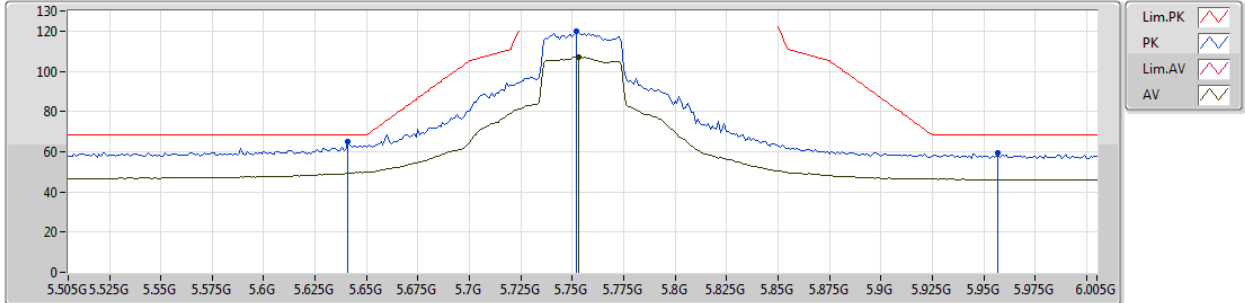
EUT_Y_4TX
 Setting 99
 02-J-5-10
 FSP(100142)

Type	Freq (Hz)	Level (dBuV/m)	Limit (dBuV/m)	Margin (dB)	Factor (dB)	Dist (m)	Condition	Azimuth (°)	Height (m)	Comments
PK	5.555G	68.14	68.20	-0.06	8.63	3	Vertical	328	1.53	-
PK	5.769G	125.60	Inf	-Inf	8.84	3	Vertical	328	1.53	-
AV	5.768G	113.03	Inf	-Inf	8.84	3	Vertical	328	1.53	-
PK	5.944G	60.27	68.20	-7.93	8.86	3	Vertical	328	1.53	-

802.11ax HEW40-BF_Nss1,(MCS0)_4TX

02/04/2019

5755MHz_TX



EUT Y_4TX
Setting 99
02-J-5-10
FSP(100142)

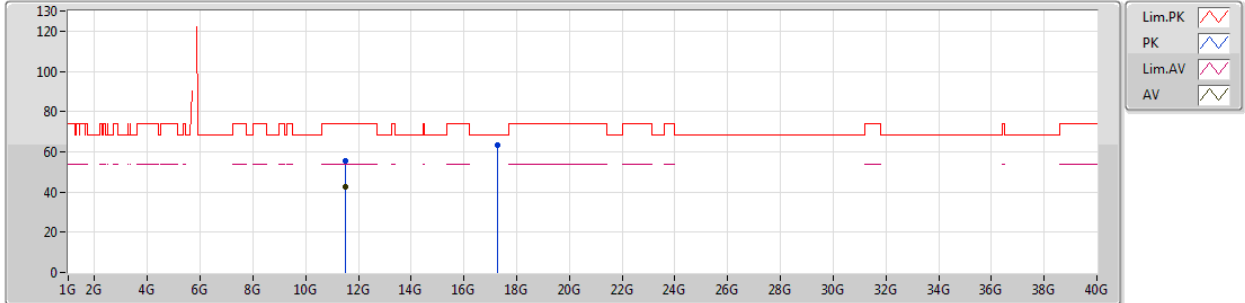
Type	Freq (Hz)	Level (dBuV/m)	Limit (dBuV/m)	Margin (dB)	Factor (dB)	Dist (m)	Condition	Azimuth (°)	Height (m)	Comments
PK	5.641G	64.97	68.20	-3.23	8.70	3	Horizontal	5	1.43	-
PK	5.752G	119.86	Inf	-Inf	8.83	3	Horizontal	5	1.43	-
AV	5.753G	107.18	Inf	-Inf	8.83	3	Horizontal	5	1.43	-
PK	5.957G	59.24	68.20	-8.96	8.84	3	Horizontal	5	1.43	-



802.11ax HEW40-BF_Nss1,(MCS0)_4TX

02/04/2019

5755MHz_TX



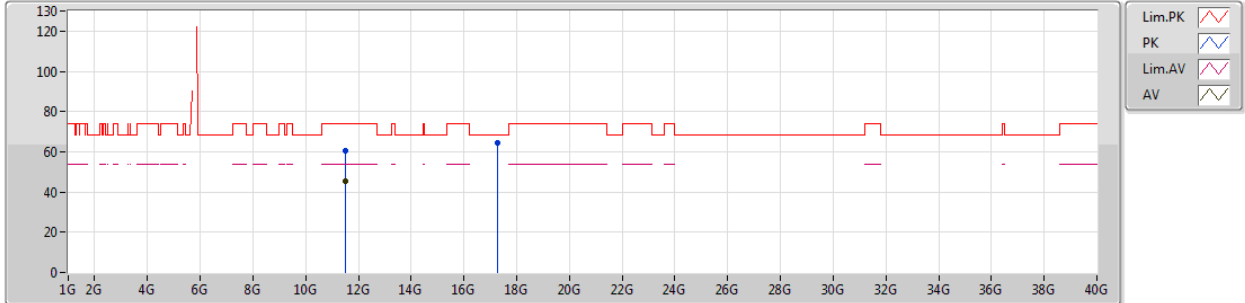
EUT_Y_4TX
Setting 99
02-J-5
FSP(100142)

Type	Freq (Hz)	Level (dBuV/m)	Limit (dBuV/m)	Margin (dB)	Factor (dB)	Dist (m)	Condition	Azimuth (°)	Height (m)	Comments
PK	11.523G	55.47	74.00	-18.53	14.99	3	Vertical	73	1.87	-
AV	11.5118G	42.31	54.00	-11.69	14.97	3	Vertical	73	1.87	-
PK	17.25628G	63.22	68.20	-4.98	20.86	3	Vertical	185	1.88	-

802.11ax HEW40-BF_Nss1,(MCS0)_4TX

02/04/2019

5755MHz_TX



EUT_Y_4TX
Setting 99
02-J-5
FSP(100142)

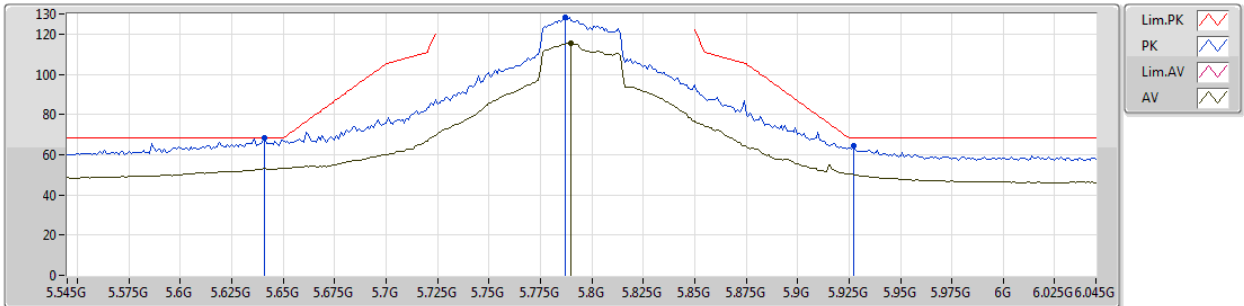
Type	Freq (Hz)	Level (dBuV/m)	Limit (dBuV/m)	Margin (dB)	Factor (dB)	Dist (m)	Condition	Azimuth (°)	Height (m)	Comments
PK	11.4912G	60.70	74.00	-13.30	14.94	3	Horizontal	49	2.85	-
AV	11.5068G	45.19	54.00	-8.81	14.97	3	Horizontal	49	2.85	-
PK	17.2809G	64.49	68.20	-3.71	21.01	3	Horizontal	260	1.62	-



802.11ax HEW40-BF_Nss1,(MCS0)_4TX

03/04/2019

5795MHz_TX



EUT_Y_4TX
Setting 104
02-J-5-10
FSP(100142)

Type	Freq (Hz)	Level (dBuV/m)	Limit (dBuV/m)	Margin (dB)	Factor (dB)	Dist (m)	Condition	Azimuth (°)	Height (m)	Comments
PK	5.641G	68.12	68.20	-0.08	8.70	3	Vertical	312	1.51	-
PK	5.787G	128.45	Inf	-Inf	8.87	3	Vertical	312	1.51	-
AV	5.79G	115.60	Inf	-Inf	8.87	3	Vertical	312	1.51	-
PK	5.927G	64.43	68.20	-3.77	8.86	3	Vertical	312	1.51	-

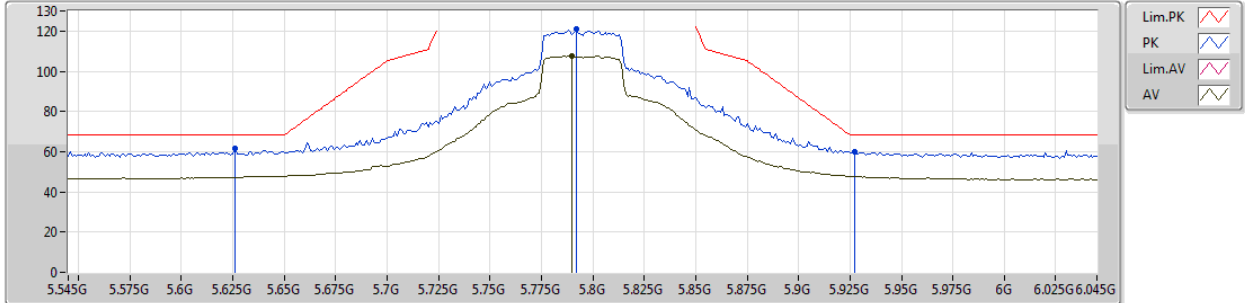


RSE TX above 1GHz Result

802.11ax HEW40-BF_Nss1,(MCS0)_4TX

03/04/2019

5795MHz_TX



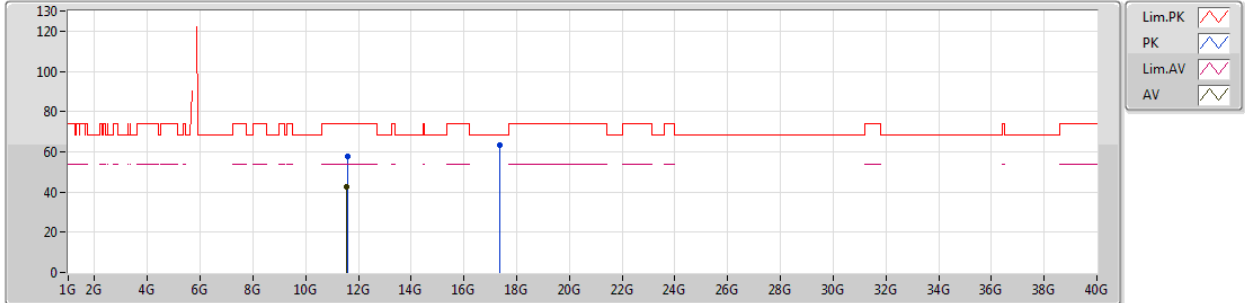
EUT Y_4TX
Setting 104
02-J-5-10
FSP(100142)

Type	Freq (Hz)	Level (dBuV/m)	Limit (dBuV/m)	Margin (dB)	Factor (dB)	Dist (m)	Condition	Azimuth (°)	Height (m)	Comments
PK	5.626G	61.36	68.20	-6.84	8.68	3	Horizontal	39	1.46	-
PK	5.792G	120.83	Inf	-Inf	8.87	3	Horizontal	39	1.46	-
AV	5.79G	107.50	Inf	-Inf	8.87	3	Horizontal	39	1.46	-
PK	5.927G	59.72	68.20	-8.48	8.86	3	Horizontal	39	1.46	-

802.11ax HEW40-BF_Nss1,(MCS0)_4TX

03/04/2019

5795MHz_TX



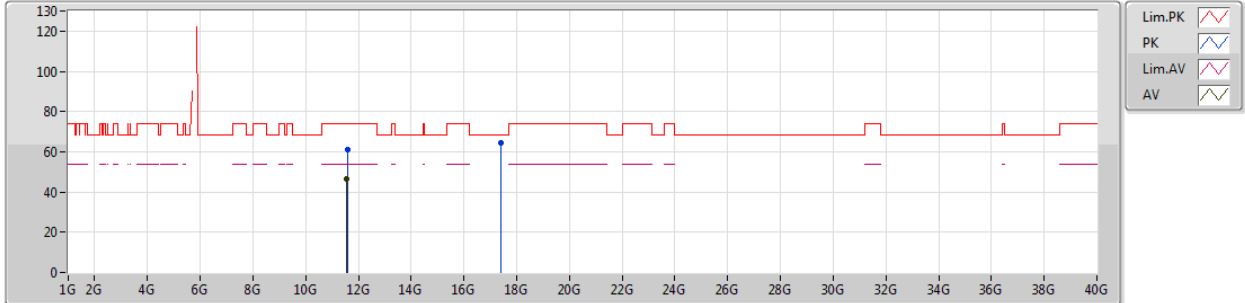
EUT_Y_4TX
Setting 104
02-J-5
FSP(100142)

Type	Freq (Hz)	Level (dBuV/m)	Limit (dBuV/m)	Margin (dB)	Factor (dB)	Dist (m)	Condition	Azimuth (°)	Height (m)	Comments
PK	11.5898G	57.93	74.00	-16.07	15.08	3	Vertical	137	2.26	-
AV	11.5698G	42.53	54.00	-11.47	15.05	3	Vertical	137	2.26	-
PK	17.3768G	63.20	68.20	-5.00	21.58	3	Vertical	84	1.59	-

802.11ax HEW40-BF_Nss1,(MCS0)_4TX

03/04/2019

5795MHz_TX



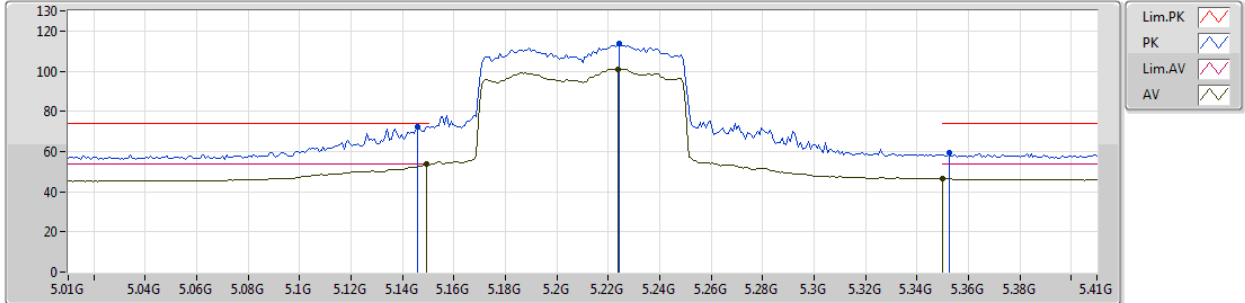
EUT_Y_4TX
Setting 104
02-J-5
FSP(100142)

Type	Freq (Hz)	Level (dBuV/m)	Limit (dBuV/m)	Margin (dB)	Factor (dB)	Dist (m)	Condition	Azimuth (°)	Height (m)	Comments
PK	11.59008G	61.32	74.00	-12.68	15.08	3	Horizontal	115	2.92	-
AV	11.57104G	46.37	54.00	-7.63	15.05	3	Horizontal	115	2.92	-
PK	17.3865G	64.61	68.20	-3.59	21.65	3	Horizontal	131	1.52	-

802.11ax HEW80-BF_Nss1,(MCS0)_4TX

03/04/2019

5210MHz_TX



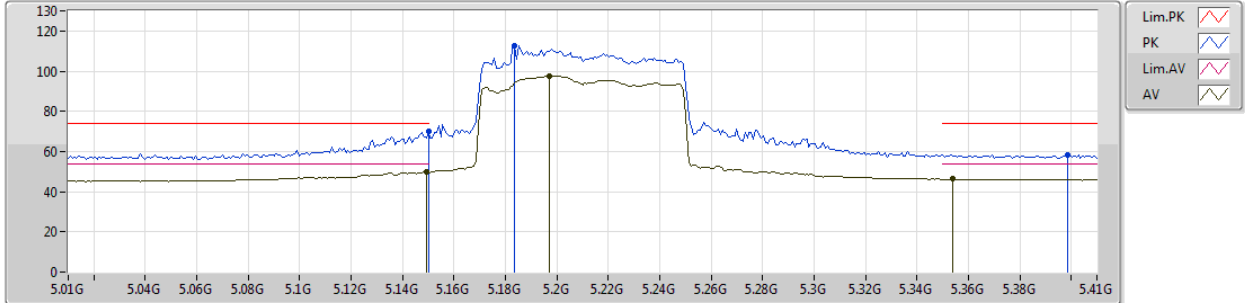
EUT Y_4TX
Setting 72
02-J-5-10
FSP(100142)

Type	Freq (Hz)	Level (dBuV/m)	Limit (dBuV/m)	Margin (dB)	Factor (dB)	Dist (m)	Condition	Azimuth (°)	Height (m)	Comments
PK	5.146G	72.39	74.00	-1.61	8.04	3	Vertical	313	1.73	-
AV	5.1492G	53.83	54.00	-0.17	8.04	3	Vertical	313	1.73	-
PK	5.2244G	114.00	Inf	-Inf	8.20	3	Vertical	313	1.73	-
AV	5.2236G	101.10	Inf	-Inf	8.20	3	Vertical	313	1.73	-
PK	5.3524G	59.36	74.00	-14.64	8.38	3	Vertical	313	1.73	-
AV	5.35G	46.27	54.00	-7.73	8.38	3	Vertical	313	1.73	-

802.11ax HEW80-BF_Nss1,(MCS0)_4TX

03/04/2019

5210MHz_TX



EUT Y_4TX
Setting 72
02-J-5-10
FSP(100142)

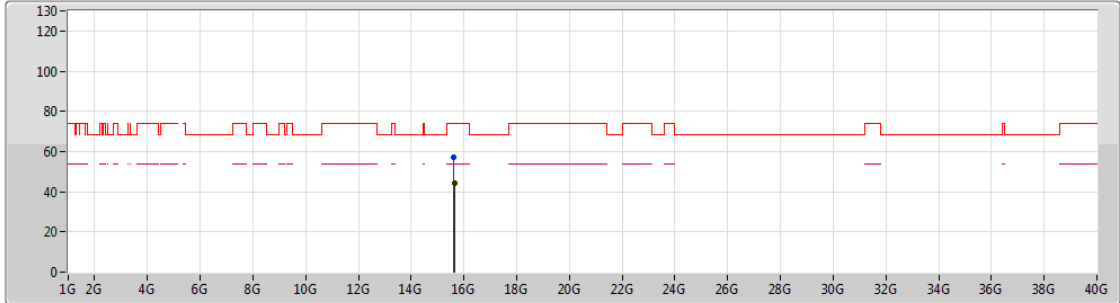
Type	Freq (Hz)	Level (dBuV/m)	Limit (dBuV/m)	Margin (dB)	Factor (dB)	Dist (m)	Condition	Azimuth (°)	Height (m)	Comments
PK	5.15G	69.78	74.00	-4.22	8.04	3	Horizontal	298	2.67	-
AV	5.1492G	50.13	54.00	-3.87	8.04	3	Horizontal	298	2.67	-
PK	5.1836G	112.90	Inf	-Inf	8.13	3	Horizontal	298	2.67	-
AV	5.1972G	97.68	Inf	-Inf	8.16	3	Horizontal	298	2.67	-
PK	5.3988G	58.46	74.00	-15.54	8.44	3	Horizontal	298	2.67	-
AV	5.354G	46.26	54.00	-7.74	8.38	3	Horizontal	298	2.67	-



802.11ax HEW80-BF_Nss1,(MCS0)_4TX

03/04/2019

5210MHz_TX



Lim.PK
 PK
 Lim.AV
 AV

EUT_Y_4TX
 Setting 72
 02-J-5
 FSP(100142)

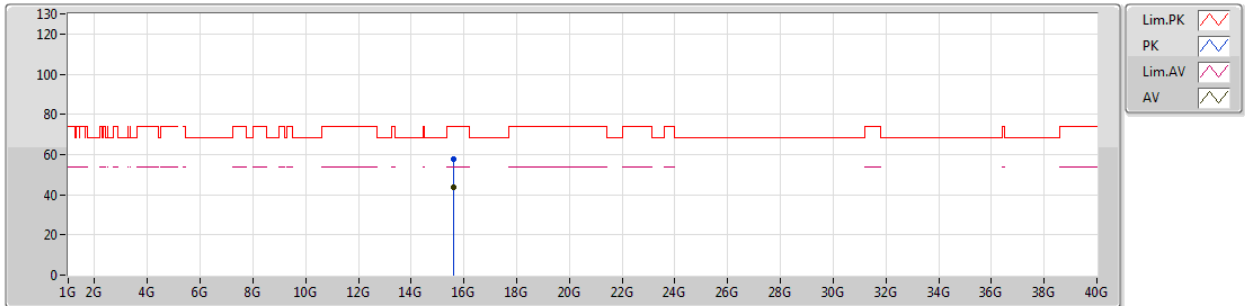
Type	Freq (Hz)	Level (dBuV/m)	Limit (dBuV/m)	Margin (dB)	Factor (dB)	Dist (m)	Condition	Azimuth (°)	Height (m)	Comments
PK	15.62008G	57.32	74.00	-16.68	15.91	3	Vertical	72	1.61	-
AV	15.63512G	44.01	54.00	-9.99	15.88	3	Vertical	72	1.61	-



802.11ax HEW80-BF_Nss1,(MCS0)_4TX

03/04/2019

5210MHz_TX



EUT_Y_4TX
Setting 72
02-J-5
FSP(100142)

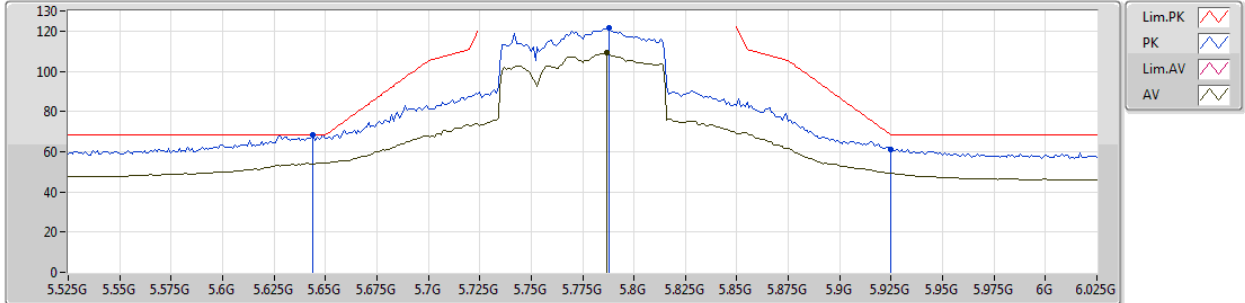
Type	Freq (Hz)	Level (dBuV/m)	Limit (dBuV/m)	Margin (dB)	Factor (dB)	Dist (m)	Condition	Azimuth (°)	Height (m)	Comments
PK	15.63016G	57.73	74.00	-16.27	15.90	3	Horizontal	44	1.70	-
AV	15.62856G	43.89	54.00	-10.11	15.90	3	Horizontal	44	1.70	-



802.11ax HEW80-BF_Nss1,(MCS0)_4TX

02/04/2019

5775MHz_TX



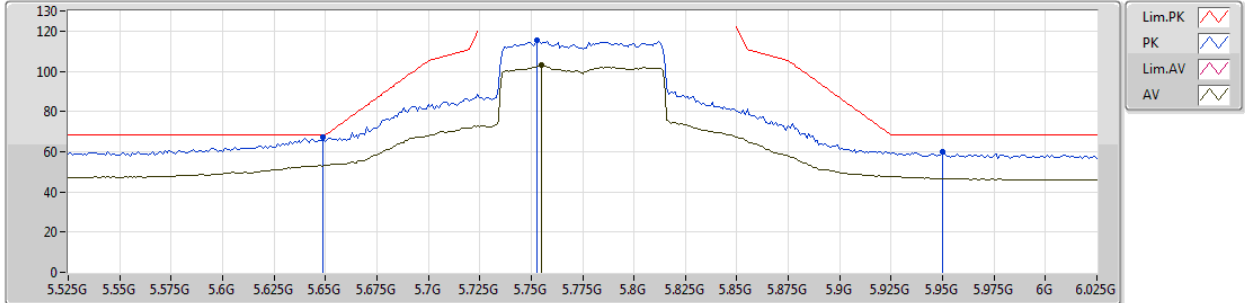
EUT_Y_4TX
Setting 88
02-J-5-10
FSP(100142)

Type	Freq (Hz)	Level (dBuV/m)	Limit (dBuV/m)	Margin (dB)	Factor (dB)	Dist (m)	Condition	Azimuth (°)	Height (m)	Comments
PK	5.644G	68.15	68.20	-0.05	8.70	3	Vertical	299	1.58	-
PK	5.788G	121.78	Inf	-Inf	8.86	3	Vertical	299	1.58	-
AV	5.787G	109.35	Inf	-Inf	8.87	3	Vertical	299	1.58	-
PK	5.925G	61.33	68.20	-6.87	8.86	3	Vertical	299	1.58	-

802.11ax HEW80-BF_Nss1,(MCS0)_4TX

02/04/2019

5775MHz_TX



EUT_Y_4TX
Setting 88
02-J-5-10
FSP(100142)

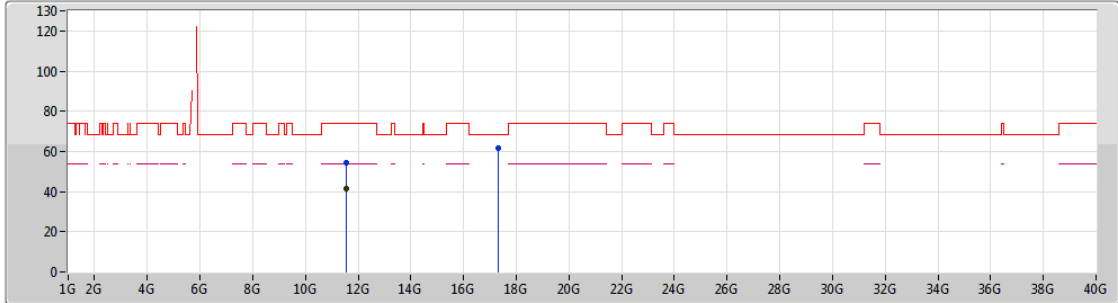
Type	Freq (Hz)	Level (dBuV/m)	Limit (dBuV/m)	Margin (dB)	Factor (dB)	Dist (m)	Condition	Azimuth (°)	Height (m)	Comments
PK	5.649G	67.45	68.20	-0.75	8.71	3	Horizontal	343	1.48	-
PK	5.753G	115.52	Inf	-Inf	8.83	3	Horizontal	343	1.48	-
AV	5.755G	103.04	Inf	-Inf	8.83	3	Horizontal	343	1.48	-
PK	5.95G	59.74	68.20	-8.46	8.85	3	Horizontal	343	1.48	-



802.11ax HEW80-BF_Nss1,(MCS0)_4TX

04/04/2019

5775MHz_TX



EUT Y_4TX
Setting 88
02-J-5
FSP(100142)

Type	Freq (Hz)	Level (dBuV/m)	Limit (dBuV/m)	Margin (dB)	Factor (dB)	Dist (m)	Condition	Azimuth (°)	Height (m)	Comments
PK	11.55488G	54.63	74.00	-19.37	15.03	3	Vertical	56	1.54	-
AV	11.54976G	41.30	54.00	-12.70	15.02	3	Vertical	56	1.54	-
PK	17.32876G	61.55	68.20	-6.65	21.30	3	Vertical	346	1.52	-

802.11ax HEW80-BF_Nss1,(MCS0)_4TX

04/04/2019

5775MHz_TX



EUT Y_4TX
Setting 88
02-J-5
FSP(100142)

Type	Freq (Hz)	Level (dBuV/m)	Limit (dBuV/m)	Margin (dB)	Factor (dB)	Dist (m)	Condition	Azimuth (°)	Height (m)	Comments
PK	11.55296G	54.49	74.00	-19.51	15.03	3	Horizontal	225	1.64	-
AV	11.56264G	42.13	54.00	-11.87	15.05	3	Horizontal	225	1.64	-
PK	17.34292G	61.86	68.20	-6.34	21.38	3	Horizontal	325	1.68	-

