



WIESON TECHNOLOGIES CO., LTD.

15F., No.237, Sec.1, Datong Rd., Xizhi Dist., New Taipei City, Taiwan

WIESON 3D CHAMBER TEST REPORT

Customer: **Bowers & Wilkins**

Project Name: **Marantz Prospect**

WIESON P/N: **ARY196-0383-005-00**

Antenna Type: **Dipole**

Version No. : **02**

Contact Information:

[Tel:02-2647-1896](tel:02-2647-1896)

PM: **Paul Lin**

paul_lin@wieson.com

Ext.6636

Engineer: Emily

emily_chang@wieson.com

Ext.6802



WIESON TECHNOLOGIES CO., LTD.

INDEX.

I. TEST & SYSTEM DESCRIPTION.....3

II. PRODUCT DESCRIPTION4

III. PRODUCT STRUCTURE INFORMATION5

IV. ELECTRONIC CHARACTERISTICS.....6

ELECTRICAL REQUIREMENTS FOR CABLE LENGTH 350mm.....7

V. 2D RADIATION PATTERN OF ANTENNA.....8

Revision History

Revision	Date	Engineer	Description
01	2023/02/08	Emily	NEW RELEASE
02	2023/02/17	Emily	UpDate

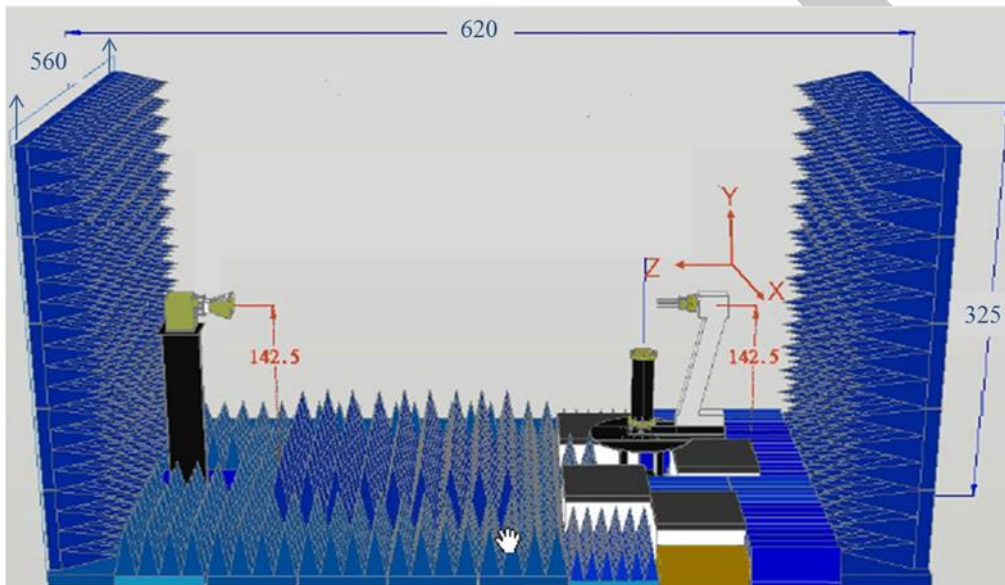
No part of the information shown of this document may be used in any way without office stamp or written consent of
WIESON TECHNOLOGIES CO., LTD.



WIESON TECHNOLOGIES CO., LTD.

I. TEST & SYSTEM DESCRIPTION

■ Test setup



■ Equipment list

Device	Ttype/Model	Serial#	Manufacturer	Cal. Date	Cal. Due Date
Anechoic Chamber	FFC-600L	FFC-600L-285	wavepro	30-Apr-22	30-Apr-23
Network Analyzer	N5230A	MY45000163	Agilent Technologies	11-May-21	11-May-23
Turntable	NSI-SC-5606-3DZ	011	NSI-MI	N/A	N/A
Measurement SW	NSI 2000	SOM-SM-2000-V4	NSI-MI	N/A	N/A
Dual Polarization Vivaldi Antenna 0.6~8GHz	-	-	WavePro Inc.	30-Oct-20	30-Oct-23
Computer Monitor	HS-CM145	0410006420	CCTVINDIA	30-Aug-20	30-Aug-23
Industrial PC	IPC-610BP		Advantech Co., Ltd	30-Aug-20	30-Aug-23
Standard Beam Controller (SBC)	NSI-RF-5918	070	NSI-MI	30-Oct-20	30-Oct-23
Antenna Range Controller (ARC)	NSI-SC-5911-4	0335	NSI-MI	30-Oct-20	30-Oct-23
RF Cable 240in 22GHz	UFA210C-1-2400-300300	MFR 64639 207908-005	Carlisle Interconnect Tech.	30-Aug-20	30-Aug-23
RF Cable 240in 22GHz	UFA210C-1-2400-300300	MFR 64639 209026-013	Carlisle Interconnect Tech.	30-Aug-20	30-Aug-23
RF Cable 60cm 26.5GHz	EC-A5-60-1678	Z0066	E-INSTUMENT TECH LTD.	30-Aug-20	30-Aug-23



WIESON TECHNOLOGIES CO., LTD.

WiFi 6E PCB ANTENNA

II. PRODUCT DESCRIPTION

- Antenna Name : WiFi 6E PCB ANTENNA
- WIESON P/N : ARY196-0383-005-00
- Antenna Type : Dipole

Specification

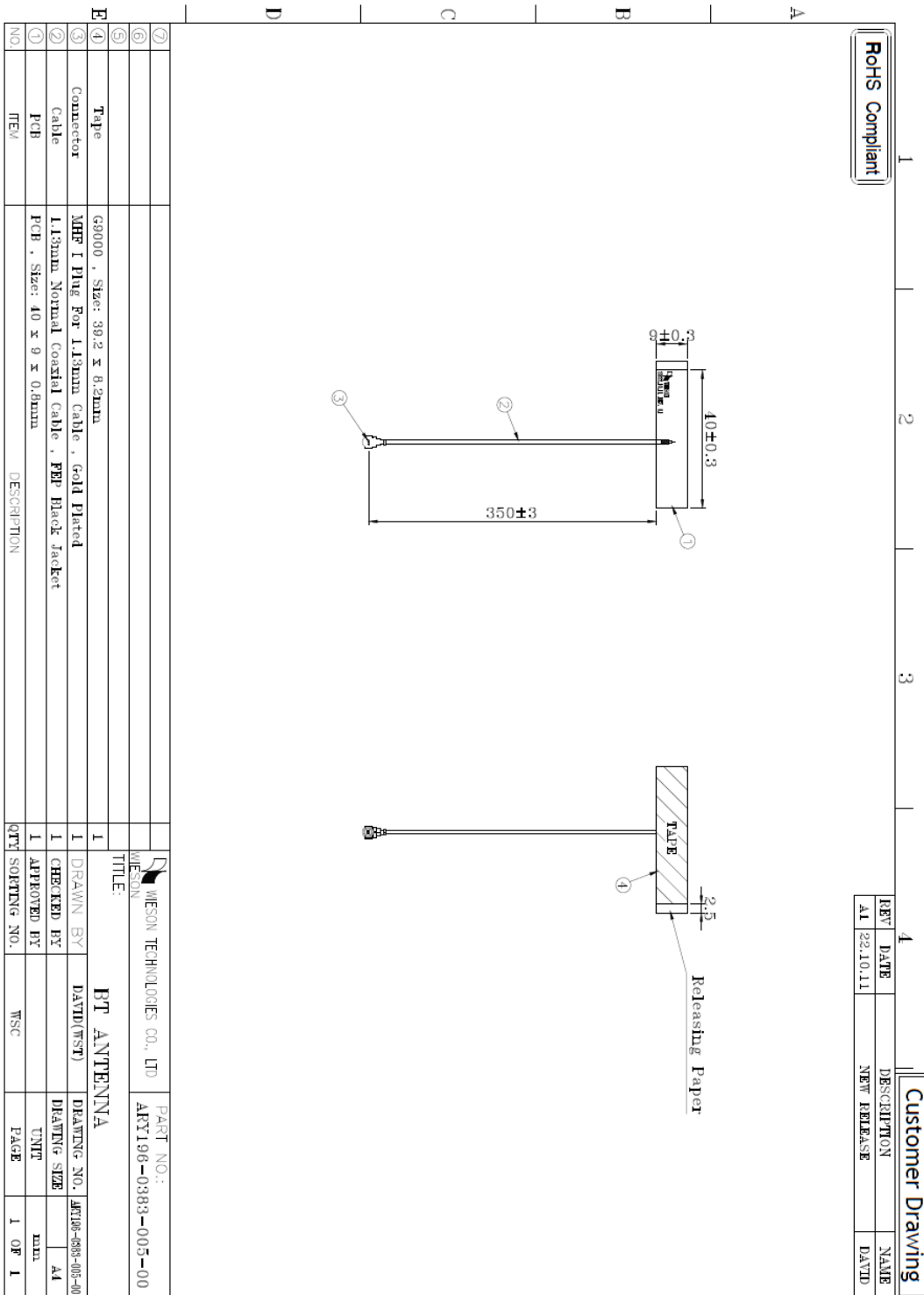
- Frequency:2400~2500MHz,5150~5850MHz, 5925~7125MHz
- PCB size: 40 x 9 x 0.8mm
- MHF-I (U.FL compatible) connector
- Cable OD1.13mm, Cable Length: 350mm
- PCB 、 cable and connector can be customized





WIESON TECHNOLOGIES CO., LTD.

III. PRODUCT STRUCTURE INFORMATION



(SR-83-08)



WIESON TECHNOLOGIES CO., LTD.

IV. ELECTRONIC CHARACTERISTICS

	Specification	Specification	Specification
Operating Frequency(GHz)	2.4-2.5	5.15-5.85	5.925-7.125
Polarization	Linear	Linear	Linear
Azimuth Bandwidth	Omni-directional	Omni-directional	Omni-directional
Impedance	50Ω	50Ω	50Ω
Material	PCB	PCB	PCB
Maximum Power	1W	1W	1W
Radiation	Omni directional	Omni directional	Omni directional
Connector	MHF	MHF	MHF
Cable type	OD:1.13	OD:1.13	OD:1.13
Operating Temperature	-10~60°C	-10~60°C	-10~60°C
Storage temp	-10~70°C	-10~70°C	-10~70°C



WIESON TECHNOLOGIES CO., LTD.

ELECTRICAL REQUIREMENTS FOR CABLE LENGTH 350mm

Item	Specification	Specification	Specification
Operating Frequency(GHz)	2.4-2.5	5.15-5.85	5.925-7.125
Bandwidth	100 MHz (Min.)	700MHz (Min.)	1200MHz (Min.)
Return Loss	10 dB (Typ)	10 dB (Typ)	10 dB (Typ)
Peak Gain	2.1dBi (Max)	2.4dBi (Max)	2.4dBi (Max)
Maximum Power	1W	1W	1W
Efficiency	>65%	>64%	>63%

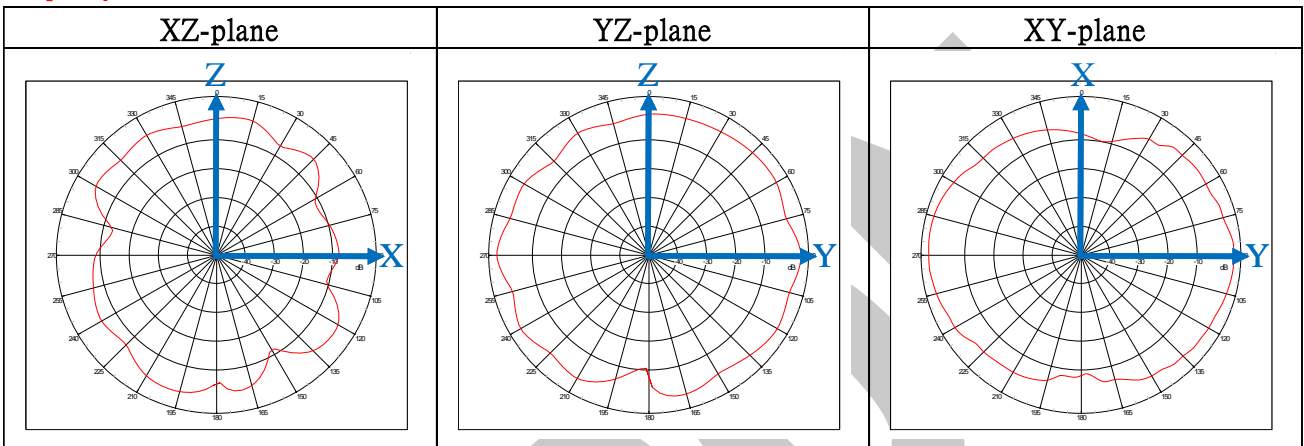
(Test in Free Space)



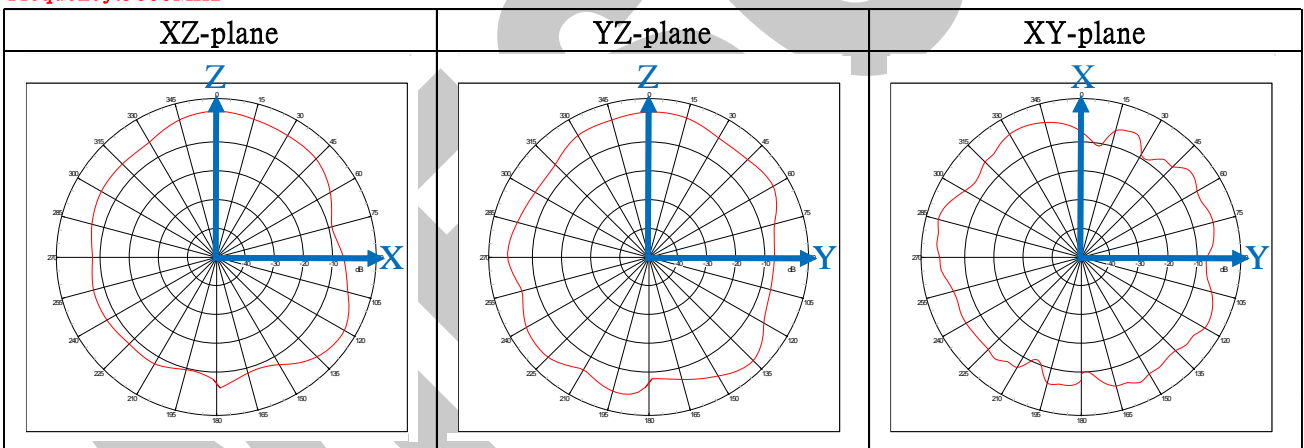
WIESON TECHNOLOGIES CO., LTD.

V. 2D RADIATION PATTERN OF ANTENNA

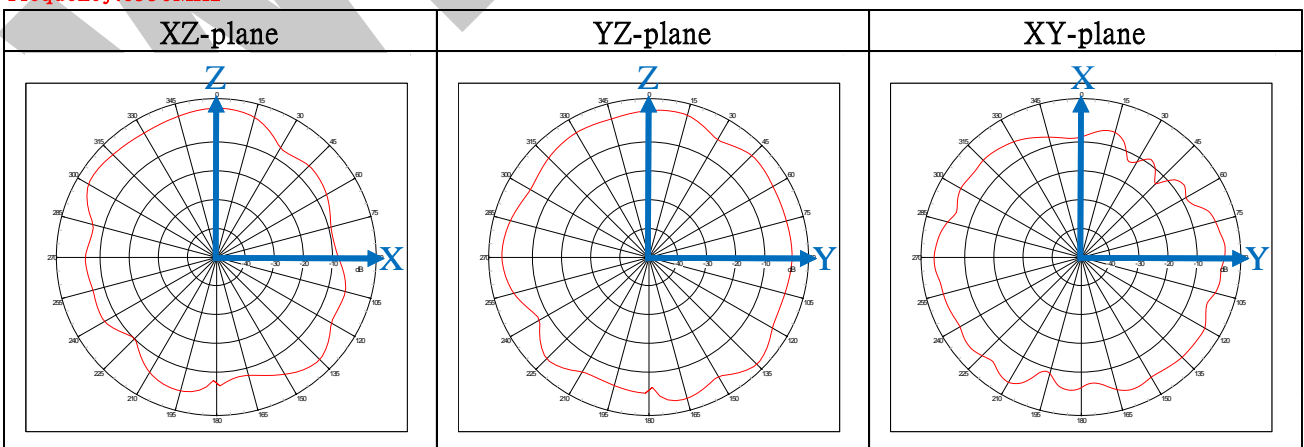
Frequency:2450MHz



Frequency:5600MHz



Frequency:6550MHz



(Test in Free Space)