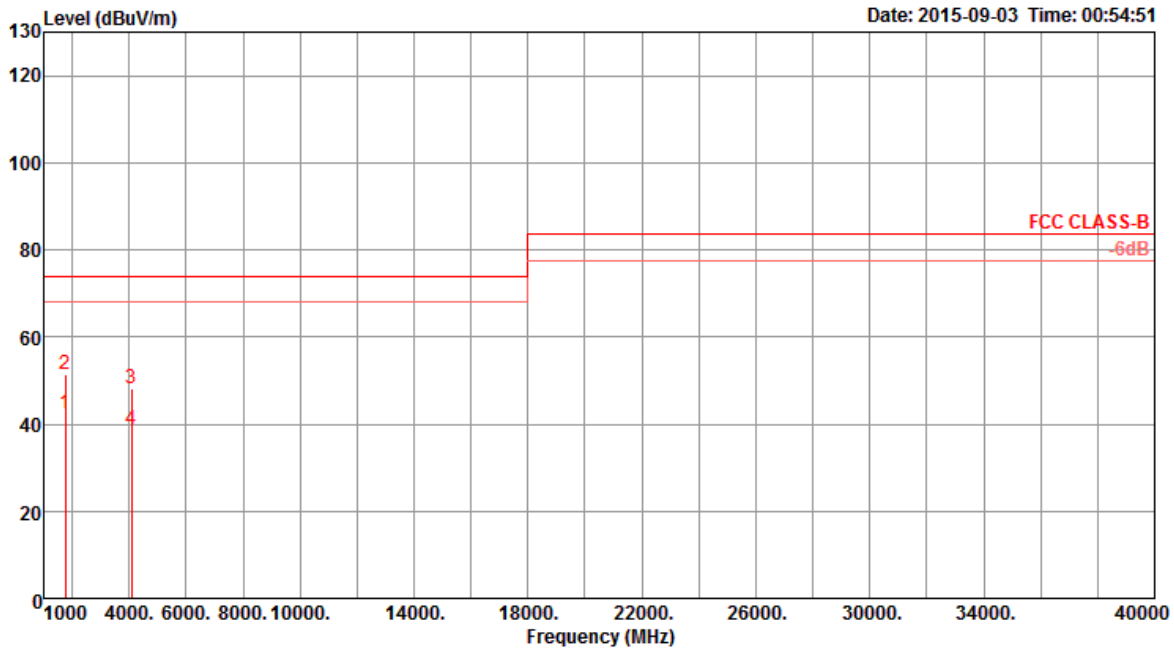


## Appendix C. Radiated Emission Co-location Report

# 1. Results of Radiated Emissions for Co-located

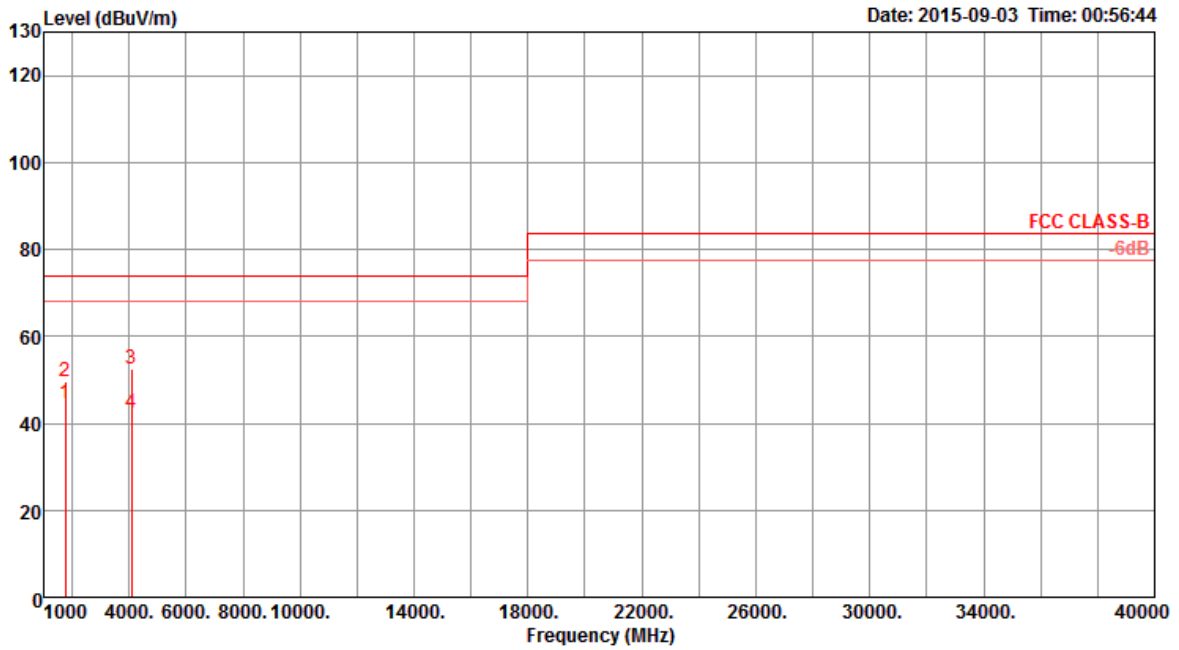
<b>Temperature</b>	24°C	<b>Humidity</b>	61%
<b>Test Engineer</b>	Kenneth Huang	<b>Configurations</b>	Bluetooth + 2.4GHz WLAN Mode

## Horizontal



	Freq	Level	Limit	Over	Read	CableAntenna	Preamp		A/Pos	T/Pos	
	MHz	dBuV/m	dBuV/m	dB	dBuV	Loss	Factor	Factor	cm	deg	Pol/Phase
1	1750.06	42.33	74.00	-31.67	47.88	3.48	26.35	35.38	100	102	HORIZONTAL
2	1750.15	51.54	74.00	-22.46	57.09	3.48	26.35	35.38	100	102	HORIZONTAL
3	4079.57	48.21	74.00	-25.79	44.04	5.44	32.78	34.05	100	239	HORIZONTAL
4	4080.32	38.61	74.00	-35.39	34.44	5.44	32.78	34.05	100	239	HORIZONTAL

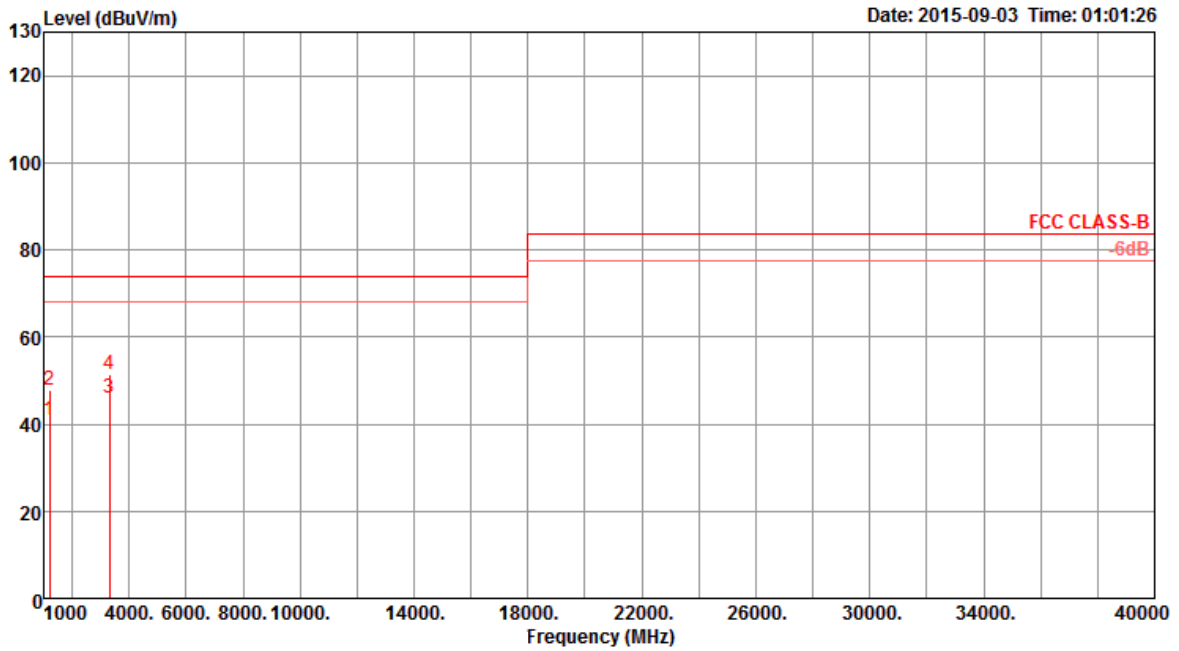
Vertical



	Freq	Level	Limit Line	Over Limit	Read Level	CableAntenna Loss	Preamp Factor	Preamp Factor	Remark	A/Pos	T/Pos	Pol/Phase
	MHz	dBuV/m	dBuV/m	dB	dBuV	dB	dB/m	dB		cm	deg	
1	1749.91	44.54	74.00	-29.46	50.09	3.48	26.35	35.38	Average	100	94	VERTICAL
2	1749.91	49.46	74.00	-24.54	55.01	3.48	26.35	35.38	Peak	100	94	VERTICAL
3	4080.46	52.47	74.00	-21.53	48.30	5.44	32.78	34.05	Peak	100	109	VERTICAL
4	4080.47	42.50	74.00	-31.50	38.33	5.44	32.78	34.05	Average	100	109	VERTICAL

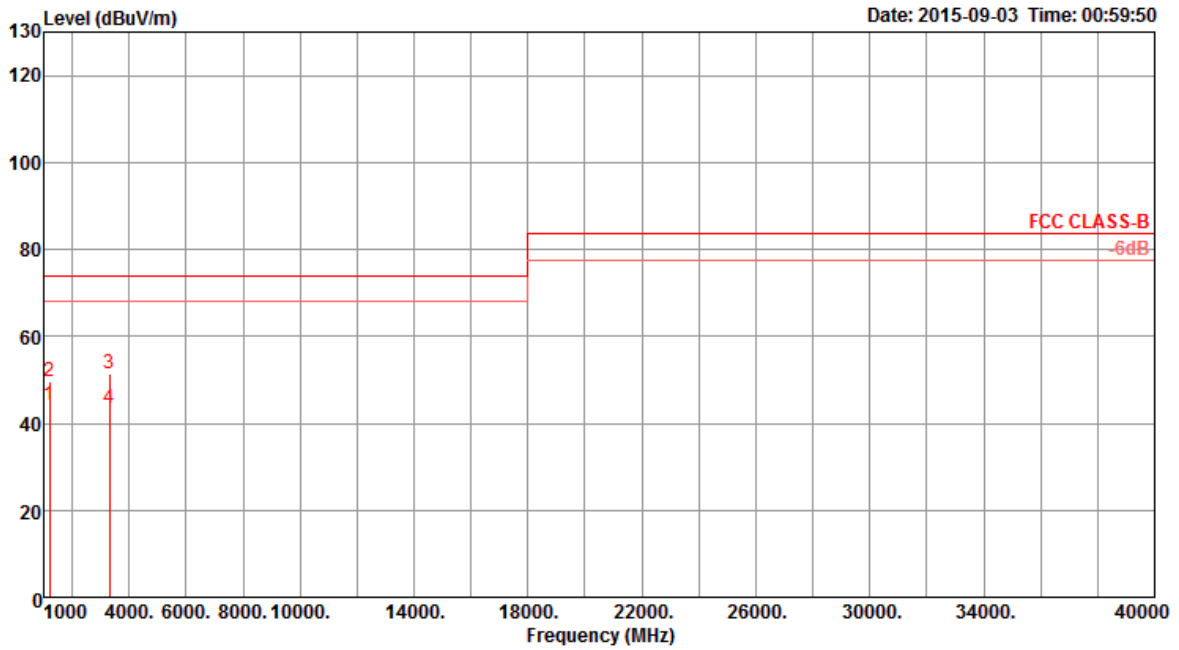
<b>Temperature</b>	24°C	<b>Humidity</b>	61%
<b>Test Engineer</b>	Kenneth Huang	<b>Configurations</b>	Bluetooth + 5GHz WLAN Mode

**Horizontal**



	Freq	Level	Limit Line	Over Limit	Read Level	Cable Loss	Antenna Factor	Preamp Factor	Remark	A/Pos	T/Pos	PoI/Phase
	MHz	dBuV/m	dBuV/m	dB	dBuV	dB	dB/m	dB		cm	deg	
1	1204.28	40.92	74.00	-33.08	50.73	2.82	24.20	36.83	Average	100	178	HORIZONTAL
2	1204.50	47.84	74.00	-26.16	57.65	2.82	24.20	36.83	Peak	100	178	HORIZONTAL
3	3312.42	45.96	74.00	-28.04	44.57	4.92	30.92	34.45	Average	100	180	HORIZONTAL
4	3313.07	51.53	74.00	-22.47	50.13	4.92	30.92	34.44	Peak	100	180	HORIZONTAL

Vertical



	Freq	Level	Limit Line	Over Limit	Read Level	CableAntenna Loss	Preamp Factor	Preamp Factor	Remark	A/Pos	T/Pos	Pol/Phase
	MHz	dBuV/m	dBuV/m	dB	dBuV	dB	dB/m	dB		cm	deg	
1	1204.21	44.18	74.00	-29.82	53.99	2.82	24.20	36.83	Average	100	93	VERTICAL
2	1204.37	49.78	74.00	-24.22	59.59	2.82	24.20	36.83	Peak	100	93	VERTICAL
3	3312.13	51.27	74.00	-22.73	49.88	4.92	30.92	34.45	Peak	100	258	VERTICAL
4	3312.69	43.57	74.00	-30.43	42.18	4.92	30.92	34.45	Average	100	258	VERTICAL