


Photographs of EUT Setup

The photographs of EUT and setup for SAR testing are shown as follows.

<Photographs of Module SAR Test Setup>




Front Face of EUT Tested at 5 mm



Rear Face of EUT Tested at 5 mm




Left Side of EUT Tested at 5 mm



Right Side of EUT Tested at 5 mm




Top Side of EUT Tested at 5 mm



Bottom Side of EUT Tested at 5 mm

<Photographs of Power Density Test Setup>



Bottom Side of EUT Tested at 5 mm