

FCC TAS validation – Part 2:

Tests under dynamic transmit power scenarios

The following samples were submitted and identified on behalf of the client as:

Product Name	Notebook PC
Brand Name	ASUS
Model No.	GA403U
Applicant	ASUSTeK COMPUTER INC. 1F., No. 15, Lide Rd., Beitou Dist., Taipei City 112, Taiwan
FCC ID	RAS-MT7922A22M
Date of Receipt	Sep. 27, 2023
Date of Test(s)	Jan. 15, 2024 ~ Jan. 17, 2024
Date of Issue	Mar. 13, 2024

In the configuration tested, the EUT complied with the standards specified above.

Remarks:

This report details the results of the testing carried out on one sample, the results contained in this test report do not relate to other samples of the same product. The manufacturer should ensure that all products in series production are in conformity with the product sample detailed in this report.

This report may only be reproduced and distributed in full. If the product in this report is used in any configuration other than that detailed in the report, the manufacturer must ensure the new system complies with all relevant standards. Any mention of SGS Taiwan Ltd. Central RF Lab or testing done by SGS Taiwan Ltd. Central RF Lab in connection with distribution or use of the product described in this report must be approved by SGS Taiwan Ltd. Central RF Lab in writing.

Signed on behalf of SGS

Clerk / Cindy Chou	PM / Afu Chen	Approved By / John Yeh
Cindy Chou	afu Chen	John Teh

Date: Mar. 13, 2024

Unless otherwise stated the results shown in this test report refer only to the sample(s) tested and such sample(s) are retained for 90 days only.

除非另有說明，此報告結果僅對測試之樣品負責，同時此樣品僅保留90天。本報告未經本公司書面許可，不可部份複製。

This document is issued by the Company subject to its General Conditions of Service printed overleaf, available on request or accessible at <http://www.sgs.com.tw/Terms-and-Conditions> and for electronic format documents, subject to Terms and Conditions for Electronic Documents at <http://www.sgs.com.tw/Terms-and-Conditions>. Attention is drawn to the limitation of liability, indemnification and jurisdiction issues defined therein. Any holder of this document is advised that information contained hereon reflects the Company's findings at the time of its intervention only and within the limits of Client's instructions, if any. The Company's sole responsibility is to its Client and this document does not exonerate parties to a transaction from exercising all their rights and obligations under the transaction documents. This document cannot be reproduced except in full, without prior written approval of the Company. Any unauthorized alteration, forgery or falsification of the content or appearance of this document is unlawful and offenders may be prosecuted to the fullest extent of the law.

Revision History

Report Number	Revision	Description	Issue Date	Revised By	Remark
TESA2401000055EN	00	Initial creation of document	Feb. 27, 2024	Cindy Chou	
TESA2401000055EN	01	Modify comment	Mar. 13, 2024	Cindy Chou	*

Note:

- The mark " * " is the revised version of the report due to comments submitted by the certification.

Unless otherwise stated the results shown in this test report refer only to the sample(s) tested and such sample(s) are retained for 90 days only.

除非另有說明，此報告結果僅對測試之樣品負責，同時此樣品僅保留90天。本報告未經本公司書面許可，不可部份複製。

This document is issued by the Company subject to its General Conditions of Service printed overleaf, available on request or accessible at <http://www.sgs.com.tw/Terms-and-Conditions> and for electronic format documents, subject to Terms and Conditions for Electronic Documents at <http://www.sgs.com.tw/Terms-and-Conditions>. Attention is drawn to the limitation of liability, indemnification and jurisdiction issues defined therein. Any holder of this document is advised that information contained hereon reflects the Company's findings at the time of its intervention only and within the limits of Client's instructions, if any. The Company's sole responsibility is to its Client and this document does not exonerate parties to a transaction from exercising all their rights and obligations under the transaction documents. This document cannot be reproduced except in full, without prior written approval of the Company. Any unauthorized alteration, forgery or falsification of the content or appearance of this document is unlawful and offenders may be prosecuted to the fullest extent of the law.

Contents

1.General Information	5
1.1 Testing Laboratory.....	5
1.2 Details of Applicant.....	5
2.Overview.....	6
3.Wi-Fi TA-SAR/TA-PD Algorithm Concept.....	7
3.1 Algorithm Description	7
3.2 Operating Parameters for Algorithm Validation.....	9
4.Overview of Wi-Fi TA-SAR/TA-PD Test Proposal	11
5.Wi-Fi TA-SAR Test Scenarios and Test Procedures	12
5.1 Test Sequences for All Scenarios.....	13
5.2 Test Configuration and Procedure for Scenario 1: TX Mode Change between Normal Mode and Sleep Mode via Conducted Power Measurements.....	14
5.3 Test Configuration and Procedure for Scenario 2: Band Handover via Conducted Power Measurements.....	17
5.4 Test Configuration and Procedure for Scenario 3:Antenna Switching via Conducted Power Measurements.....	19
5.5 Test Configuration and Procedure for Scenario 4: Exposure Condition Index (ECI) Change via Conducted Power Measurements.....	21
5.6 Test Configuration and Procedure for Scenario 5: Simultaneous SAR and PD via Conducted Power Measurements	23
5.7 Test Configuration and Procedure for Scenario 1:TX Mode Change between Normal Mode and Sleep Mode via SAR Measurements	26
6.Wi-Fi TA-PD Test Scenarios and Test Procedures	28
6.1 Test Sequences for All Scenarios.....	29
6.2 Test Configuration and Procedure for Scenario 1: TX Mode Change between Normal Mode and Sleep Mode via Conducted Power Measurements.....	30
6.3 Test Configuration and Procedure for Scenario 1:.....	32
7.Wi-Fi TA-SAR Validation via Conducted Power	34
8.Wi-Fi TA-SAR Validation via Conducted Power Measurements	35
8.1 Conducted Power Measurement Results for Scenario 1: TX Mode Change between Normal Mode and Sleep Mode	35
8.2 Conducted Power Measurement Results for Scenario 3: Antenna Switching.....	38
8.3 Conducted Power Measurement Results for Scenario 4: ECI Change	41
9.Wi-Fi TA-SAR Validation via SAR Measurements.....	44
9.1 TA-SAR Measurement Results for Scenario 1: TX Mode Change between Normal Mode and Sleep Mode.....	44
10.Wi-Fi TA-PD Validation via Conducted Power Measurements.....	47
11.Wi-Fi TA-PD Validation via PD Measurements.....	49
12. Conclusions.....	51
Appendix A. cDASY6 System Verification	52

Unless otherwise stated the results shown in this test report refer only to the sample(s) tested and such sample(s) are retained for 90 days only.

除非另有說明，此報告結果僅對測試之樣品負責，同時此樣品僅保留90天。本報告未經本公司書面許可，不可部份複製。

This document is issued by the Company subject to its General Conditions of Service printed overleaf, available on request or accessible at <http://www.sgs.com.tw/Terms-and-Conditions> and for electronic format documents, subject to Terms and Conditions for Electronic Documents at <http://www.sgs.com.tw/Terms-and-Conditions>. Attention is drawn to the limitation of liability, indemnification and jurisdiction issues defined therein. Any holder of this document is advised that information contained hereon reflects the Company's findings at the time of its intervention only and within the limits of Client's instructions, if any. The Company's sole responsibility is to its Client and this document does not exonerate parties to a transaction from exercising all their rights and obligations under the transaction documents. This document cannot be reproduced except in full, without prior written approval of the Company. Any unauthorized alteration, forgery or falsification of the content or appearance of this document is unlawful and offenders may be prosecuted to the fullest extent of the law.

Appendix B. Instruments List.....	57
Appendix C Tissue and System Verification	58
Appendix D Measurement uncertainty	63
13.SAR SYSTEM CHECK RESULTS	65
14.APPENDIXES	68
12.1 SAR_Appendix E Photographs	68
12.2 SAR_Appendix F DAE & Probe Cal. Certificate.....	68
12.3 SAR_Appendix G Phantom Description & Dipole Cal. Certificate	68

Unless otherwise stated the results shown in this test report refer only to the sample(s) tested and such sample(s) are retained for 90 days only.

除非另有說明，此報告結果僅對測試之樣品負責，同時此樣品僅保留90天。本報告未經本公司書面許可，不可部份複製。

This document is issued by the Company subject to its General Conditions of Service printed overleaf, available on request or accessible at <http://www.sgs.com.tw/Terms-and-Conditions> and for electronic format documents, subject to Terms and Conditions for Electronic Documents at <http://www.sgs.com.tw/Terms-and-Conditions>. Attention is drawn to the limitation of liability, indemnification and jurisdiction issues defined therein. Any holder of this document is advised that information contained hereon reflects the Company's findings at the time of its intervention only and within the limits of Client's instructions, if any. The Company's sole responsibility is to its Client and this document does not exonerate parties to a transaction from exercising all their rights and obligations under the transaction documents. This document cannot be reproduced except in full, without prior written approval of the Company. Any unauthorized alteration, forgery or falsification of the content or appearance of this document is unlawful and offenders may be prosecuted to the fullest extent of the law.

1. General Information

1.1 Testing Laboratory

Laboratory	Test Site Address	Test Site Name	FCC Designation number	IC CAB identifier
SGS Taiwan Ltd. Central RF Lab. (TAF code 3702)	1F, No. 8, Alley 15, Lane 120, Sec. 1, NeiHu Road, NeiHu District, Taipei City, 11493, Taiwan.	SAR 2	TW0029	TW3702
		SAR 6		
	No. 2, Keji 1st Rd., Guishan Township, Taoyuan County, 33383, Taiwan	SAR 1	TW0028	
		SAR 4		
	No.134, Wu Kung Road, New Taipei Industrial Park, Wuku District, New Taipei City, Taiwan	SAR 3	TW0027	
		SAR 7		

Note: Test site name is remarked on the equipment list in each section of this report as an indication where measurements occurred in specific test site and address.

1.2 Details of Applicant

Company Name	ASUSTeK COMPUTER INC.
Company Address	1F., No. 15, Lide Rd., Beitou Dist., Taipei City 112, Taiwan

Unless otherwise stated the results shown in this test report refer only to the sample(s) tested and such sample(s) are retained for 90 days only.

除非另有說明，此報告結果僅對測試之樣品負責，同時此樣品僅保留90天。本報告未經本公司書面許可，不可部份複製。

This document is issued by the Company subject to its General Conditions of Service printed overleaf, available on request or accessible at <http://www.sgs.com.tw/Terms-and-Conditions> and for electronic format documents, subject to Terms and Conditions for Electronic Documents at <http://www.sgs.com.tw/Terms-and-Conditions>. Attention is drawn to the limitation of liability, indemnification and jurisdiction issues defined therein. Any holder of this document is advised that information contained hereon reflects the Company's findings at the time of its intervention only and within the limits of Client's instructions, if any. The Company's sole responsibility is to its Client and this document does not exonerate parties to a transaction from exercising all their rights and obligations under the transaction documents. This document cannot be reproduced except in full, without prior written approval of the Company. Any unauthorized alteration, forgery or falsification of the content or appearance of this document is unlawful and offenders may be prosecuted to the fullest extent of the law.

2. Overview

FCC regulation allows time-averaged RF exposure to demonstrate compliance to safety limits. Because RF exposure is correlated to transmission power (TX power), the TX power can be controlled to meet FCC RF exposure limits defined as the specific absorption rate (SAR) limit for transmit frequencies < 6GHz and power density (PD) limit for transmit frequencies > 6 GHz. For SAR limit, the proposed Time-Averaged Specific Absorption Rate (TA-SAR) algorithm manages TX power to ensure that at all times the time-averaged RF exposure is compliant with the FCC regulation. For PD limit, the proposed Time-Averaged Power Density (TA-PD) algorithm controls TX power to ensure that at all times the time-averaged RF exposure is compliant with the FCC PD requirement. For Wi-Fi 6GHz band, the proposed TA-SAR algorithm and the proposed TA-PD algorithm ensure that at all times the time-averaged RF exposure is compliant with the FCC SAR requirement, PD requirement, and total exposure ratio (TER) limit. In the FCC regulation, the averaging window of SAR is 100 seconds for transmit frequencies less than 3 GHz and 60 seconds for transmit frequencies between 3GHz and 6GHz. As a result, for Wi-Fi and BT 2.4GHz band, the time window is 100 seconds and for Wi-Fi 5GHz band, the time window is 60 seconds. For Wi-Fi 6GHz band, the averaging window of PD is 30 seconds.

The measurement results are also provided to show that the requirements defined by FCC can be all met.

Unless otherwise stated the results shown in this test report refer only to the sample(s) tested and such sample(s) are retained for 90 days only.

除非另有說明，此報告結果僅對測試之樣品負責，同時此樣品僅保留90天。本報告未經本公司書面許可，不可部份複製。

This document is issued by the Company subject to its General Conditions of Service printed overleaf, available on request or accessible at <http://www.sgs.com.tw/Terms-and-Conditions> and for electronic format documents, subject to Terms and Conditions for Electronic Documents at <http://www.sgs.com.tw/Terms-and-Conditions>. Attention is drawn to the limitation of liability, indemnification and jurisdiction issues defined therein. Any holder of this document is advised that information contained hereon reflects the Company's findings at the time of its intervention only and within the limits of Client's instructions, if any. The Company's sole responsibility is to its Client and this document does not exonerate parties to a transaction from exercising all their rights and obligations under the transaction documents. This document cannot be reproduced except in full, without prior written approval of the Company. Any unauthorized alteration, forgery or falsification of the content or appearance of this document is unlawful and offenders may be prosecuted to the fullest extent of the law.

3. Wi-Fi TA-SAR/TA-PD Algorithm Concept

Mediatek developed the TA-SAR and TA-PD algorithms to control instantaneous TX power for transmit frequencies less and larger than 6GHz respectively, so that the total time-averaged RF exposures (i.e., SAR, PD, and SAR+PD exposure) are less than FCC requirement.

3.1 Algorithm Description

The proposed TA-SAR and TA-PD algorithms use TX power control to accomplish RF exposure compliance for **Wi-Fi** system. The basic concept of both algorithms is the same, if time-averaged TX power approaches a predefined TX power limit which is mapped from SAR or PD limit, the instantaneous TX power will be constrained to ensure that the time-averaged TX power is less than the predefined TX limit at all times. The parameters of the Wi-Fi TA-SAR algorithm are listed in Table 2-1. The parameters of the Wi-Fi TA- PD algorithm are listed in Table 2-2.

- At any time period, TA-SAR algorithm satisfies the following equation:

$$\frac{1}{T_{SAR}} \int_{t-T_{SAR}}^t inst_TX_power(\tau) d\tau \leq P_{SAR_limit}$$

where $inst_TX_power(\tau)$ denotes the instantaneous TX power at time τ and T_{SAR} is the time averaging window defined by FCC for assessing time-averaged SAR. P_{SAR_limit} is the predefined TX power limit which is mapped from SAR exposure limit.

- At any time period, TA-PD algorithm satisfies the following equation:

$$\frac{1}{T_{PD}} \int_{t-T_{PD}}^t inst_TX_power(\tau) d\tau \leq P_{PD_limit}$$

where $inst_TX_power(\tau)$ denotes the instantaneous TX power at time τ and T_{PD} is the time averaging window defined by FCC for assessing time-averaged PD. P_{PD_limit} is the predefined TX power limit which is mapped from PD exposure limit.

Unless otherwise stated the results shown in this test report refer only to the sample(s) tested and such sample(s) are retained for 90 days only.

除非另有說明，此報告結果僅對測試之樣品負責，同時此樣品僅保留90天。本報告未經本公司書面許可，不可部份複製。

This document is issued by the Company subject to its General Conditions of Service printed overleaf, available on request or accessible at <http://www.sgs.com.tw/Terms-and-Conditions> and for electronic format documents, subject to Terms and Conditions for Electronic Documents at <http://www.sgs.com.tw/Terms-and-Conditions>. Attention is drawn to the limitation of liability, indemnification and jurisdiction issues defined therein. Any holder of this document is advised that information contained hereon reflects the Company's findings at the time of its intervention only and within the limits of Client's instructions, if any. The Company's sole responsibility is to its Client and this document does not exonerate parties to a transaction from exercising all their rights and obligations under the transaction documents. This document cannot be reproduced except in full, without prior written approval of the Company. Any unauthorized alteration, forgery or falsification of the content or appearance of this document is unlawful and offenders may be prosecuted to the fullest extent of the law.

- To meet total exposure ratio (TER) requirement when 2.4G/5GHz band and 6GHz band or more bands are in simultaneous transmissions, TA-SAR and TA-PD algorithms satisfy the following:

The normalized TA-SAR of each 2.4GHz, 5GHz or 6GHz band is calculated by the following equation,

$$SAR_{n,normalized} = \frac{SAR_{n,avg}}{SAR_{n,limit}} = \frac{\frac{1}{T_{SAR_n}} \int_{t-T_{SAR_n}}^t SAR_n(\tau) d\tau}{SAR_REG_limit_n}$$

and the normalized TA-PD of each 6GHz band is calculated by the following equation,

$$PD_{m,normalized} = \frac{PD_{m,avg}}{PD_{m,limit}} = \frac{\frac{1}{T_{PD_m}} \int_{t-T_{PD_m}}^t PD_m(\tau) d\tau}{PD_REG_limit_m}$$

where $SAR_{n,limit}$ is the SAR regulatory limit $SAR_REG_limit_n$ that is applicable to the n -th transmitter/test frequency and $PD_{m,limit}$ is the PD regulatory limit $PD_REG_limit_m$ that is applicable to the m -th transmitter/test frequency.

In particular, for Wi-Fi SAR,

$$\frac{1}{T_{SAR}} \int_{t-T_{SAR}}^t SAR(\tau) d\tau = \frac{\frac{1}{T_{SAR}} \int_{t-T_{SAR}}^t inst_SAR_TX_power(\tau) d\tau}{P_{WF_SAR_limit}} \times WF_SAR_design_limit$$

for Wi-Fi PD,

$$\frac{1}{T_{PD}} \int_{t-T_{PD}}^t PD(\tau) d\tau = \frac{\frac{1}{T_{PD}} \int_{t-T_{PD}}^t inst_PD_TX_power(\tau) d\tau}{P_{WF_PD_limit}} \times WF_PD_design_limit$$

where $inst_SAR_TX_power(\tau)$ and $inst_PD_TX_power(\tau)$ denote the instantaneous TX power at time τ for SAR and PD respectively. T_{SAR} and T_{PD} are the time averaging windows defined by FCC for assessing time-averaged SAR and PD. The meanings of $P_{WF_SAR_limit}$, $WF_SAR_design_limit$, and SAR_REG_limit are described in Table 3-1, the meanings of $P_{WF_PD_limit}$, $WF_PD_design_limit$, and PD_REG_limit are described in Table 3-2.

Unless otherwise stated the results shown in this test report refer only to the sample(s) tested and such sample(s) are retained for 90 days only.

除非另有說明，此報告結果僅對測試之樣品負責，同時此樣品僅保留90天。本報告未經本公司書面許可，不可部份複製。

This document is issued by the Company subject to its General Conditions of Service printed overleaf, available on request or accessible at <http://www.sgs.com.tw/Terms-and-Conditions> and for electronic format documents, subject to Terms and Conditions for Electronic Documents at <http://www.sgs.com.tw/Terms-and-Conditions>. Attention is drawn to the limitation of liability, indemnification and jurisdiction issues defined therein. Any holder of this document is advised that information contained hereon reflects the Company's findings at the time of its intervention only and within the limits of Client's instructions, if any. The Company's sole responsibility is to its Client and this document does not exonerate parties to a transaction from exercising all their rights and obligations under the transaction documents. This document cannot be reproduced except in full, without prior written approval of the Company. Any unauthorized alteration, forgery or falsification of the content or appearance of this document is unlawful and offenders may be prosecuted to the fullest extent of the law.

3.2 Operating Parameters for Algorithm Validation

Table 3-1 Wi-Fi TA-SAR algorithm parameters

Algorithm parameters	Description
P_WF_SAR_limit <i>(P_{WF_SAR_limit})</i>	The time-averaged maximum power level limit corresponding to WF_SAR_design_limit. <ul style="list-style-type: none"> For FCC, SAR_REG_limit: 1.6 W/kg (1g-SAR), 4 W/kg (10g-SAR). WF_SAR_design_limit is SAR_REG_limit with device total uncertainty for more conservative assessment. P_WF_SAR_limit has the unique value for each Wi-Fi band/antenna/exposure condition index.
P_WF_SAR_MAX_limit <i>(P_{WF_SAR_MAX_limit})</i>	Wi-Fi TA-SAR maximum instantaneous TX power limit, which is less than or equal to maximum TX power P_WF_SAR_MAX that can be possibly transmitted in Wi-Fi. The power limit is dynamically adjusted based on Wi-Fi TA-SAR algorithm.

Unless otherwise stated the results shown in this test report refer only to the sample(s) tested and such sample(s) are retained for 90 days only.

除非另有說明，此報告結果僅對測試之樣品負責，同時此樣品僅保留90天。本報告未經本公司書面許可，不可部份複製。

This document is issued by the Company subject to its General Conditions of Service printed overleaf, available on request or accessible at <http://www.sgs.com.tw/Terms-and-Conditions> and for electronic format documents, subject to Terms and Conditions for Electronic Documents at <http://www.sgs.com.tw/Terms-and-Conditions>. Attention is drawn to the limitation of liability, indemnification and jurisdiction issues defined therein. Any holder of this document is advised that information contained hereon reflects the Company's findings at the time of its intervention only and within the limits of Client's instructions, if any. The Company's sole responsibility is to its Client and this document does not exonerate parties to a transaction from exercising all their rights and obligations under the transaction documents. This document cannot be reproduced except in full, without prior written approval of the Company. Any unauthorized alteration, forgery or falsification of the content or appearance of this document is unlawful and offenders may be prosecuted to the fullest extent of the law.

Table 3-2 Wi-Fi TA-PD algorithm parameters

Algorithm parameters	Description
P_WF_PD_limit ($P_{WF_PD_limit}$)	The time-averaged maximum power level limit corresponding to WF_PD_design_limit. <ul style="list-style-type: none"> • For FCC, PD_REG_limit: 10 W/m² (4cm² PD) • WF_PD_design_limit is PD_REG_limit with device total uncertainty for more conservative assessment. • P_WF_PD_limit has the unique value for each Wi-Fi band/antenna/exposure condition index.
P_WF_PD_MAX_limit ($P_{WF_PD_MAX_limit}$)	Wi-Fi TA-PD maximum instantaneous PD TX power limit, which is less than or equal to maximum TX power P_WF_PD_MAX that can be possibly transmitted in Wi-Fi. The power limit is dynamically adjusted based on Wi-Fi TA-PD algorithm.

Unless otherwise stated the results shown in this test report refer only to the sample(s) tested and such sample(s) are retained for 90 days only.

除非另有說明，此報告結果僅對測試之樣品負責，同時此樣品僅保留90天。本報告未經本公司書面許可，不可部份複製。

This document is issued by the Company subject to its General Conditions of Service printed overleaf, available on request or accessible at <http://www.sgs.com.tw/Terms-and-Conditions> and for electronic format documents, subject to Terms and Conditions for Electronic Documents at <http://www.sgs.com.tw/Terms-and-Conditions>. Attention is drawn to the limitation of liability, indemnification and jurisdiction issues defined therein. Any holder of this document is advised that information contained hereon reflects the Company's findings at the time of its intervention only and within the limits of Client's instructions, if any. The Company's sole responsibility is to its Client and this document does not exonerate parties to a transaction from exercising all their rights and obligations under the transaction documents. This document cannot be reproduced except in full, without prior written approval of the Company. Any unauthorized alteration, forgery or falsification of the content or appearance of this document is unlawful and offenders may be prosecuted to the fullest extent of the law.

4. Overview of Wi-Fi TA-SAR/TA-PD Test Proposal

For the completeness of verifying that the proposed TA-SAR algorithm can realize FCC compliance regarding RF exposure, several test scenarios are constructed as below:

- **Scenario 1:** Test TX mode change between normal mode and sleep mode to verify algorithm and SAR compliance.
- **Scenario 2:** Test band handover to ensure algorithm control continuity and correctness.
- **Scenario 3:** Test different transmission antennas to ensure algorithm control works correctly during antenna switch from one antenna to another.
- **Scenario 4:** Test different ECI (Exposure Condition Index) to ensure algorithm control behaves as expected during ECI switch from one ECI to another. (ex., head→ body-worn)
- **Scenario 5:** Test TER under 2.4GHz band and 6GHz band simultaneous transmission. Since both SAR and PD are required in Wi-Fi 6GHz band, the maximum of normalized TA-SAR and normalized TA-PD in 6GHz band should be used in TER calculation. The proposed algorithm can ensure TA-SAR/TA-PD control correctness and prove the normalized total RF exposure is less than or equal to 1 (FCC requirement).

Note

- The device doesn't support DBDC, so only 1, 3, 4 is required for testing.
- The device doesn't support BT TAS function.

Unless otherwise stated the results shown in this test report refer only to the sample(s) tested and such sample(s) are retained for 90 days only.

除非另有說明，此報告結果僅對測試之樣品負責，同時此樣品僅保留90天。本報告未經本公司書面許可，不可部份複製。

This document is issued by the Company subject to its General Conditions of Service printed overleaf, available on request or accessible at <http://www.sgs.com.tw/Terms-and-Conditions> and for electronic format documents, subject to Terms and Conditions for Electronic Documents at <http://www.sgs.com.tw/Terms-and-Conditions>. Attention is drawn to the limitation of liability, indemnification and jurisdiction issues defined therein. Any holder of this document is advised that information contained hereon reflects the Company's findings at the time of its intervention only and within the limits of Client's instructions, if any. The Company's sole responsibility is to its Client and this document does not exonerate parties to a transaction from exercising all their rights and obligations under the transaction documents. This document cannot be reproduced except in full, without prior written approval of the Company. Any unauthorized alteration, forgery or falsification of the content or appearance of this document is unlawful and offenders may be prosecuted to the fullest extent of the law.

5. Wi-Fi TA-SAR Test Scenarios and Test Procedures

In order to demonstrate that Wi-Fi TA-SAR algorithm performs as expected under various operating scenarios, Table 5-1 lists the test scenarios and test sequences to validate TA-SAR algorithm.

Table 5-1 Test scenario and test sequence list for Wi-Fi TA-SAR validation

	Test scenario	Description	Device requirement
1	TX mode change between normal mode and sleep mode	Test normal mode and sleep mode switch	
2	Band handover	Test 2.4GHz/5GHz band change	Supports DBDC
3	Antenna switching	Change antenna index	
4	EI (Exposure Condition Index) change	Test under EI transition	
5	Simultaneous SAR and PD	TER of 2.4GHz TA-SAR and 6GHz TA-SAR/TA-PD	Supports WiFi DBDC or MLO

Note

1. The device doesn't support DBDC so only test scenarios 1,3, 4 are required for testing.

Unless otherwise stated the results shown in this test report refer only to the sample(s) tested and such sample(s) are retained for 90 days only.

除非另有說明，此報告結果僅對測試之樣品負責，同時此樣品僅保留90天。本報告未經本公司書面許可，不可部份複製。

This document is issued by the Company subject to its General Conditions of Service printed overleaf, available on request or accessible at <http://www.sgs.com.tw/Terms-and-Conditions> and for electronic format documents, subject to Terms and Conditions for Electronic Documents at <http://www.sgs.com.tw/Terms-and-Conditions>. Attention is drawn to the limitation of liability, indemnification and jurisdiction issues defined therein. Any holder of this document is advised that information contained hereon reflects the Company's findings at the time of its intervention only and within the limits of Client's instructions, if any. The Company's sole responsibility is to its Client and this document does not exonerate parties to a transaction from exercising all their rights and obligations under the transaction documents. This document cannot be reproduced except in full, without prior written approval of the Company. Any unauthorized alteration, forgery or falsification of the content or appearance of this document is unlawful and offenders may be prosecuted to the fullest extent of the law.

5.1 Test Sequences for All Scenarios

The test sequence is predefined for TA-SAR:

- **Test sequence:** Wi-Fi is requested to transmit static and maximum power with high duty.

The test sequence is illustrated in Figure 5-1. The waveform of the test sequence is listed in Table 5-2.

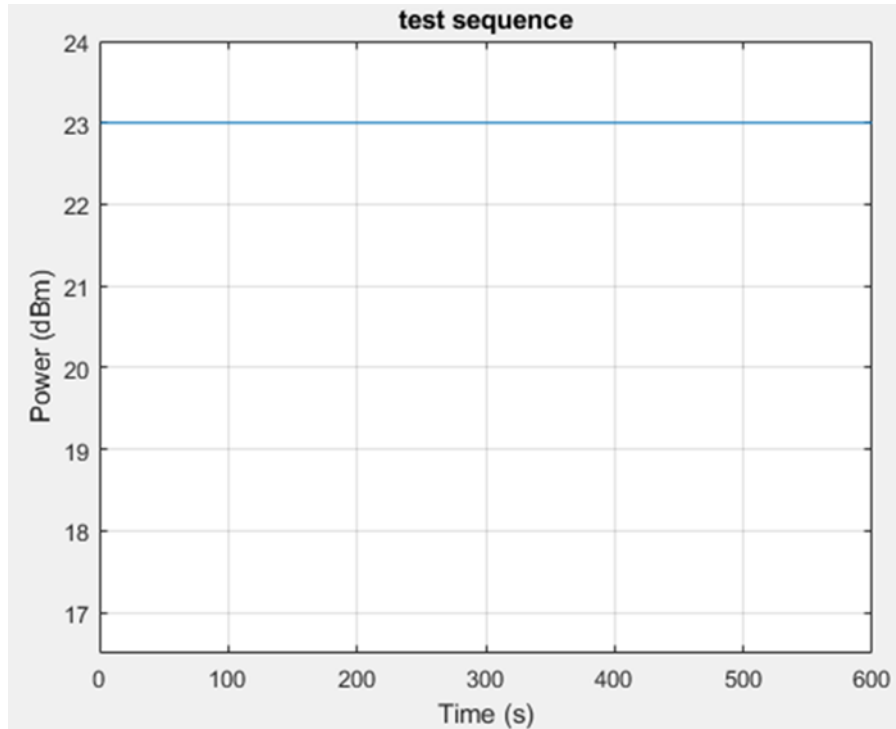


Figure 5-1 Test sequence

Table 5-2 Test sequence

Time (s)	Duration (s)	Power (dBm)	Note
600	600	23	Wi-Fi TX maximum power (P_WF_SAR_MAX)

Unless otherwise stated the results shown in this test report refer only to the sample(s) tested and such sample(s) are retained for 90 days only.

除非另有說明，此報告結果僅對測試之樣品負責，同時此樣品僅保留90天。本報告未經本公司書面許可，不可部份複製。

This document is issued by the Company subject to its General Conditions of Service printed overleaf, available on request or accessible at <http://www.sgs.com.tw/Terms-and-Conditions> and for electronic format documents, subject to Terms and Conditions for Electronic Documents at <http://www.sgs.com.tw/Terms-and-Conditions>. Attention is drawn to the limitation of liability, indemnification and jurisdiction issues defined therein. Any holder of this document is advised that information contained hereon reflects the Company's findings at the time of its intervention only and within the limits of Client's instructions, if any. The Company's sole responsibility is to its Client and this document does not exonerate parties to a transaction from exercising all their rights and obligations under the transaction documents. This document cannot be reproduced except in full, without prior written approval of the Company. Any unauthorized alteration, forgery or falsification of the content or appearance of this document is unlawful and offenders may be prosecuted to the fullest extent of the law.

5.2 Test Configuration and Procedure for Scenario 1: TX Mode Change between Normal Mode and Sleep Mode via Conducted Power Measurements

5.2.1 Configuration

The scenario tests Wi-Fi TX mode switching from normal throughput mode to sleep mode. Since Mediatek's TA-SAR feature operation is independent of bands and channels, selecting one band is sufficient to validate this feature. The criteria for band selection are based on the P_WF_SAR_limit values (corresponding to WF_SAR_design_limit) and are described as below:

- Select one band/channel with least P_WF_SAR_limit among all supported bands and the P_WF_SAR_limit value is below P_WF_SAR_MAX.
 - Only one band/channel needs to be tested if all the bands have the same P_WF_SAR_limit.
 - Only one band/channel needs to be tested if only one band has P_WF_SAR_limit below P_WF_SAR_MAX.
 - If the same least P_WF_SAR_limit applies to multiple bands, select the band with the highest measured 1gSAR at P_WF_SAR_limit.
 - If P_WF_SAR_limit values of all bands are over P_WF_SAR_MAX, there is no need to test these bands.

Unless otherwise stated the results shown in this test report refer only to the sample(s) tested and such sample(s) are retained for 90 days only.

除非另有說明，此報告結果僅對測試之樣品負責，同時此樣品僅保留90天。本報告未經本公司書面許可，不可部份複製。

This document is issued by the Company subject to its General Conditions of Service printed overleaf, available on request or accessible at <http://www.sgs.com.tw/Terms-and-Conditions> and for electronic format documents, subject to Terms and Conditions for Electronic Documents at <http://www.sgs.com.tw/Terms-and-Conditions>. Attention is drawn to the limitation of liability, indemnification and jurisdiction issues defined therein. Any holder of this document is advised that information contained hereon reflects the Company's findings at the time of its intervention only and within the limits of Client's instructions, if any. The Company's sole responsibility is to its Client and this document does not exonerate parties to a transaction from exercising all their rights and obligations under the transaction documents. This document cannot be reproduced except in full, without prior written approval of the Company. Any unauthorized alteration, forgery or falsification of the content or appearance of this document is unlawful and offenders may be prosecuted to the fullest extent of the law.

5.2.2 Procedure

TX power is measured, recorded, and processed by the following steps:

- Steps 1~4: Measure and record TX power versus time for test scenario 1.
 - Step 1: Start $P_{WF_SAR_limit}$ calibration mode and measure $P_{WF_SAR_limit}$ for the selected band.
 - Step 2: Establish radio link with AP in the selected band and enable TA-SAR.
 - Step 3: Configure pre-defined TX power sequence to DUT and measure TX power versus time.
 - Step 4: Wi-Fi TX switches modes.

Initial Wi-Fi normal mode: Configure pre-defined TX power sequence to DUT for selected band and then DUT transmits packets after 400s.

Switch to Wi-Fi sleep mode: Wi-Fi switches to sleep mode about 10s and no packets are transmitted.

Wi-Fi wakes up to normal mode: Wi-Fi wakes up from sleep mode and DUT re-transmits packets for at least the specified time duration.

Step 5: Convert the measured conducted TX power into SAR. Convert the measured conducted TX power from Step 4 into 1gSAR or 10gSAR value using the following equation. Perform the running time average to power and 1gSAR or 10g SAR to determine time-averaged value versus time as follows.

Instantaneous 1gSAR or 10gSAR versus time: $SAR(\tau)$

$$SAR(\tau) = \frac{\text{conducted_inst_SAR_TX_power}(\tau)}{P_{WF_SAR_limit}} \times WF_SAR_design_limit$$

where $P_{WF_SAR_limit}$ is measured from step 1 and $WF_SAR_design_limit$ is measured worst case SAR value at $P_{WF_SAR_limit}$.

Time average SAR versus time: $Time_avg_SAR(t)$

$$Time_avg_SAR(t) = \frac{1}{T_{SAR}} \int_{t-T_{SAR}}^t SAR(\tau) d\tau$$

- Step 6: Plot results
 - A. Make one power perspective plot containing
 1. Instantaneous TX power

Unless otherwise stated the results shown in this test report refer only to the sample(s) tested and such sample(s) are retained for 90 days only.

除非另有說明，此報告結果僅對測試之樣品負責，同時此樣品僅保留90天。本報告未經本公司書面許可，不可部份複製。

This document is issued by the Company subject to its General Conditions of Service printed overleaf, available on request or accessible at <http://www.sgs.com.tw/Terms-and-Conditions> and for electronic format documents, subject to Terms and Conditions for Electronic Documents at <http://www.sgs.com.tw/Terms-and-Conditions>. Attention is drawn to the limitation of liability, indemnification and jurisdiction issues defined therein. Any holder of this document is advised that information contained hereon reflects the Company's findings at the time of its intervention only and within the limits of Client's instructions, if any. The Company's sole responsibility is to its Client and this document does not exonerate parties to a transaction from exercising all their rights and obligations under the transaction documents. This document cannot be reproduced except in full, without prior written approval of the Company. Any unauthorized alteration, forgery or falsification of the content or appearance of this document is unlawful and offenders may be prosecuted to the fullest extent of the law.

2. Requested power (test sequence)
 3. Calculated time-averaged power
 4. Calculated time-averaged power limits
- B. Make one SAR perspective plot containing
1. Calculated time-averaged 1gSAR or 10gSAR
 2. FCC limit of 1.6 W/kg (1gSAR) or 4.0 W/kg (10gSAR)

Unless otherwise stated the results shown in this test report refer only to the sample(s) tested and such sample(s) are retained for 90 days only.

除非另有說明，此報告結果僅對測試之樣品負責，同時此樣品僅保留90天。本報告未經本公司書面許可，不可部份複製。

This document is issued by the Company subject to its General Conditions of Service printed overleaf, available on request or accessible at <http://www.sgs.com.tw/Terms-and-Conditions> and for electronic format documents, subject to Terms and Conditions for Electronic Documents at <http://www.sgs.com.tw/Terms-and-Conditions>. Attention is drawn to the limitation of liability, indemnification and jurisdiction issues defined therein. Any holder of this document is advised that information contained hereon reflects the Company's findings at the time of its intervention only and within the limits of Client's instructions, if any. The Company's sole responsibility is to its Client and this document does not exonerate parties to a transaction from exercising all their rights and obligations under the transaction documents. This document cannot be reproduced except in full, without prior written approval of the Company. Any unauthorized alteration, forgery or falsification of the content or appearance of this document is unlawful and offenders may be prosecuted to the fullest extent of the law.

5.3 Test Configuration and Procedure for Scenario 2: Band Handover via Conducted Power Measurements

5.3.1 Configuration

The scenario tests Wi-Fi 2.4GHz and 5GHz band handover and DBDC mode. The test configuration switches from Wi-Fi 2.4GHz band to Wi-Fi 5GHz band and then switches to 2.4GHz/5GHz DBDC mode.

- For Wi-Fi 2.4GHz band, select the channel with least $P_{WF_SAR_limit}$ value and below $P_{WF_SAR_MAX}$. If the same least $P_{WF_SAR_limit}$ applies to multiple bands, select the channel with the highest measured 1gSAR at $P_{WF_SAR_limit}$.
- For Wi-Fi 5GHz band, select the channel with least $P_{WF_SAR_limit}$ value and below $P_{WF_SAR_MAX}$. If the same least $P_{WF_SAR_limit}$ applies to multiple bands, select the channel with the highest measured 1gSAR at $P_{WF_SAR_limit}$.

5.3.2 Procedure

TX power is measured, recorded, and processed by the following steps:

- Steps 1~4: Measure and record TX power versus time for test scenario 2.
 - Step 1: Start $P_{WF_SAR_limit}$ calibration mode and measure $P_{WF_SAR_limit}$ for both the selected bands/channels. (2.4GHz and 5GHz)
 - Step 2: Establish radio link with AP in the selected band and enable TA-SAR.
 - Step 3: Configure pre-defined TX power sequence to DUT and measure TX power versus time.
 - Step 4: Wi-Fi TX switches bands.

Initial 2.4GHz band connection: Configure pre-defined TX power sequence to DUT for 2.4GHz band and then DUT transmits packets for 400s.

Band switch to 5GHz band connection: Wi-Fi switches to the 5GHz band for 400s.

Dual band mode (DBDC) connection: Wi-Fi connects to 2.4GHz and 5GHz bands simultaneously for 400s.

Step 5: Convert the measured conducted TX power into SAR. Convert the measured conducted TX power from Step 4 into 1gSAR or 10gSAR value using the following equation. Perform the running time average to power and 1gSAR or 10g SAR to determine time-averaged value versus time as follows.

Unless otherwise stated the results shown in this test report refer only to the sample(s) tested and such sample(s) are retained for 90 days only.

除非另有說明，此報告結果僅對測試之樣品負責，同時此樣品僅保留90天。本報告未經本公司書面許可，不可部份複製。

This document is issued by the Company subject to its General Conditions of Service printed overleaf, available on request or accessible at <http://www.sgs.com.tw/Terms-and-Conditions> and for electronic format documents, subject to Terms and Conditions for Electronic Documents at <http://www.sgs.com.tw/Terms-and-Conditions>. Attention is drawn to the limitation of liability, indemnification and jurisdiction issues defined therein. Any holder of this document is advised that information contained hereon reflects the Company's findings at the time of its intervention only and within the limits of Client's instructions, if any. The Company's sole responsibility is to its Client and this document does not exonerate parties to a transaction from exercising all their rights and obligations under the transaction documents. This document cannot be reproduced except in full, without prior written approval of the Company. Any unauthorized alteration, forgery or falsification of the content or appearance of this document is unlawful and offenders may be prosecuted to the fullest extent of the law.

Instantaneous 1gSAR or 10gSAR versus time: $SAR_1(\tau)$ (band1), $SAR_2(\tau)$ (band2)

$$SAR_1(\tau) = \frac{conducted_inst_SAR_TX_power_1(\tau)}{P_{WF_SAR_limit_1}} \times WF_SAR_design_limit_1$$

$$SAR_2(\tau) = \frac{conducted_inst_SAR_TX_power_2(\tau)}{P_{WF_SAR_limit_2}} \times WF_SAR_design_limit_2$$

where $P_{WF_SAR_limit_1}$ and $P_{WF_SAR_limit_2}$ are measured from step 1, $WF_SAR_design_limit_1$ and $WF_SAR_design_limit_2$ are measured worst case SAR values at $P_{WF_SAR_limit_1}$ and $P_{WF_SAR_limit_2}$, respectively.

Time average SAR versus time: $Time_avg_SAR(t)$

$$Time_avg_SAR(t) = \frac{1}{T_{SAR}} \left[\frac{\int_{t-T_{SAR}}^t SAR_1(\tau) d\tau}{WF_SAR_REG_limit_1} + \frac{\int_{t-T_{SAR}}^t SAR_2(\tau) d\tau}{WF_SAR_REG_limit_2} \right]$$

- Step 6: Plot results
 - A. Make one power perspective plot containing
 1. Instantaneous TX power
 2. Requested power
 3. Calculated time-averaged power
 4. Calculated time-averaged power limits
 - B. Make one SAR perspective plot containing
 1. Calculated time-averaged 1gSAR or 10gSAR
 2. FCC limit of 1.6 W/kg (1gSAR) or 4.0 W/kg (10gSAR)
 3. Normalized time-averaged 1gSAR/1.6 or 10gSAR/4.0

Unless otherwise stated the results shown in this test report refer only to the sample(s) tested and such sample(s) are retained for 90 days only.

除非另有說明，此報告結果僅對測試之樣品負責，同時此樣品僅保留90天。本報告未經本公司書面許可，不可部份複製。

This document is issued by the Company subject to its General Conditions of Service printed overleaf, available on request or accessible at <http://www.sgs.com.tw/Terms-and-Conditions> and for electronic format documents, subject to Terms and Conditions for Electronic Documents at <http://www.sgs.com.tw/Terms-and-Conditions>. Attention is drawn to the limitation of liability, indemnification and jurisdiction issues defined therein. Any holder of this document is advised that information contained hereon reflects the Company's findings at the time of its intervention only and within the limits of Client's instructions, if any. The Company's sole responsibility is to its Client and this document does not exonerate parties to a transaction from exercising all their rights and obligations under the transaction documents. This document cannot be reproduced except in full, without prior written approval of the Company. Any unauthorized alteration, forgery or falsification of the content or appearance of this document is unlawful and offenders may be prosecuted to the fullest extent of the law.

5.4 Test Configuration and Procedure for Scenario 3: Antenna Switching via Conducted Power Measurements

5.4.1 Configuration

Wi-Fi first selects an antenna to transmit packets then switches to another antenna within the same band. Note that $P_{WF_SAR_limit}$ may have a unique value for each Wi-Fi “band/antenna/exposure condition index” and time averaging window size also depends on frequencies. For any band supporting multiple TX antennas, select the one with the highest difference in $P_{WF_SAR_limit}$ among all supported antennas.

- Select the band having the highest measured 1gSAR at $P_{WF_SAR_limit}$ if multiple bands have the same $P_{WF_SAR_limit}$ among supported antennas.
- Antenna selection order
 - Select the configuration with two antennas having $P_{WF_SAR_limit}$ values less than $P_{WF_SAR_MAX}$.
 - If the previous configuration does not exist, select the configuration with one antenna having $P_{WF_SAR_limit}$ value less than $P_{WF_SAR_MAX}$.
 - If the above two cannot be found, select one configuration with the two antennas having the least difference between their $P_{WF_SAR_limit}$ and $P_{WF_SAR_MAX}$.

5.4.2 Procedure

TX power is measured, recorded, and processed by the following steps:

- Steps 1~4: Measure and record TX power versus time for test scenario 3.
 - Step 1: Start $P_{WF_SAR_limit}$ calibration mode and measure $P_{WF_SAR_limit}$ for both the selected antennas.
 - Step 2: Establish radio link with AP in the selected band and enable TA-SAR.
 - Step 3: Configure pre-defined TX power sequence to DUT and measure TX power versus time.
 - Step 4: Wi-Fi TX switches antennas.

Connect to one selected antenna: Configure pre-defined TX power sequence to DUT for selected band and selected antenna and then DUT transmits packets for 400s.

Unless otherwise stated the results shown in this test report refer only to the sample(s) tested and such sample(s) are retained for 90 days only.

除非另有說明，此報告結果僅對測試之樣品負責，同時此樣品僅保留90天。本報告未經本公司書面許可，不可部份複製。

This document is issued by the Company subject to its General Conditions of Service printed overleaf, available on request or accessible at <http://www.sgs.com.tw/Terms-and-Conditions> and for electronic format documents, subject to Terms and Conditions for Electronic Documents at <http://www.sgs.com.tw/Terms-and-Conditions>. Attention is drawn to the limitation of liability, indemnification and jurisdiction issues defined therein. Any holder of this document is advised that information contained hereon reflects the Company's findings at the time of its intervention only and within the limits of Client's instructions, if any. The Company's sole responsibility is to its Client and this document does not exonerate parties to a transaction from exercising all their rights and obligations under the transaction documents. This document cannot be reproduced except in full, without prior written approval of the Company. Any unauthorized alteration, forgery or falsification of the content or appearance of this document is unlawful and offenders may be prosecuted to the fullest extent of the law.

Switch to another antenna: Wi-Fi TX switches to another selected antenna and DUT transmits packets for 400s.

Step 5: Convert the measured conducted TX power into SAR based on the formulas for scenario 1.

Step 6: Plot results

- A. Make one power perspective plot containing
 1. Instantaneous TX power
 2. Requested power
 3. Calculated time-averaged power
 4. Calculated time-averaged power limits
- B. Make one SAR perspective plot containing
 1. Calculated time-averaged 1gSAR or 10gSAR
 2. FCC limit of 1.6 W/kg (1gSAR) or 4.0 W/kg (10gSAR)
 3. Normalized time-averaged 1gSAR/1.6 or 10gSAR/4.0

It is noted that the following operations are done as well for this scenario:

- The correct power control is realized by TA-SAR algorithm when antenna switches from one to another.
- The validation criteria are, at all times, the time-averaged 1gSAR or 10gSAR versus time shall not exceed FCC limit of 1.6 W/kg for 1gSAR or 4.0 W/kg for 10gSAR.

Unless otherwise stated the results shown in this test report refer only to the sample(s) tested and such sample(s) are retained for 90 days only.

除非另有說明，此報告結果僅對測試之樣品負責，同時此樣品僅保留90天。本報告未經本公司書面許可，不可部份複製。

This document is issued by the Company subject to its General Conditions of Service printed overleaf, available on request or accessible at <http://www.sgs.com.tw/Terms-and-Conditions> and for electronic format documents, subject to Terms and Conditions for Electronic Documents at <http://www.sgs.com.tw/Terms-and-Conditions>. Attention is drawn to the limitation of liability, indemnification and jurisdiction issues defined therein. Any holder of this document is advised that information contained hereon reflects the Company's findings at the time of its intervention only and within the limits of Client's instructions, if any. The Company's sole responsibility is to its Client and this document does not exonerate parties to a transaction from exercising all their rights and obligations under the transaction documents. This document cannot be reproduced except in full, without prior written approval of the Company. Any unauthorized alteration, forgery or falsification of the content or appearance of this document is unlawful and offenders may be prosecuted to the fullest extent of the law.

5.5 Test Configuration and Procedure for Scenario 4: Exposure Condition Index (ECI) Change via Conducted Power Measurements

5.5.1 Configuration

The scenario tests the time-averaged TX power is less than the predefined TX limit at all times when exposure condition index changes which means $P_{WF_SAR_limit}$ changes in the test. This scenario selects any one band having two different $P_{WF_SAR_limit}$ values less than $P_{WF_SAR_MAX}$ in the two ECI groups. One test is sufficient as the feature operation is independent of technology and band.

5.5.2 Procedure

TX power is measured, recorded, and processed by the following steps:

- Steps 1~4: Measure and record TX power versus time for test scenario 4.
 - Step 1: Start $P_{WF_SAR_limit}$ calibration mode and measure $P_{WF_SAR_limit}$ for the selected band/channel.
 - Step 2: Establish radio link with AP in the selected band and enable TA-SAR.
 - Step 3: Configure pre-defined TX power sequence to DUT and measure TX power versus time.
 - Step 4: Wi-Fi TX ECI changes.
- Connect to selected band with initial $P_{WF_SAR_limit}$ in one ECI group index:**
Configure pre-defined TX power sequence to DUT for selected band and then DUT transmits packets for 400s.
- Change $P_{WF_SAR_limit}$ value to another ECI group index:** Set the command to change $P_{WF_SAR_limit}$ for 400s
- Step 5: Convert the measured conducted TX power into SAR based on the formulas for scenario 1.
- Step 6: Plot results
- A. Make one power perspective plot containing
1. Instantaneous TX power
 2. Requested power

Unless otherwise stated the results shown in this test report refer only to the sample(s) tested and such sample(s) are retained for 90 days only.

除非另有說明，此報告結果僅對測試之樣品負責，同時此樣品僅保留90天。本報告未經本公司書面許可，不可部份複製。

This document is issued by the Company subject to its General Conditions of Service printed overleaf, available on request or accessible at <http://www.sgs.com.tw/Terms-and-Conditions> and for electronic format documents, subject to Terms and Conditions for Electronic Documents at <http://www.sgs.com.tw/Terms-and-Conditions>. Attention is drawn to the limitation of liability, indemnification and jurisdiction issues defined therein. Any holder of this document is advised that information contained hereon reflects the Company's findings at the time of its intervention only and within the limits of Client's instructions, if any. The Company's sole responsibility is to its Client and this document does not exonerate parties to a transaction from exercising all their rights and obligations under the transaction documents. This document cannot be reproduced except in full, without prior written approval of the Company. Any unauthorized alteration, forgery or falsification of the content or appearance of this document is unlawful and offenders may be prosecuted to the fullest extent of the law.

3. Calculated time-averaged power
 4. Calculated time-averaged power limits
- B. Make one SAR perspective plot containing
1. Calculated time-averaged 1gSAR or 10gSAR
 2. FCC limit of 1.6 W/kg (1gSAR) or 4.0 W/kg (10gSAR)
 3. Normalized time-averaged 1gSAR/1.6 or 10gSAR/4.0

It is noted that the following operations are done as well for this scenario:

- The correct power control is controlled by TA_SAR when ECI switches from one to another.
- The validation criteria are, at all times, the time-averaged 1gSAR or 10gSAR versus time shall not exceed FCC limit of 1.6 W/kg for 1gSAR or 4.0 W/kg for 10gSAR.

Unless otherwise stated the results shown in this test report refer only to the sample(s) tested and such sample(s) are retained for 90 days only.

除非另有說明，此報告結果僅對測試之樣品負責，同時此樣品僅保留90天。本報告未經本公司書面許可，不可部份複製。

This document is issued by the Company subject to its General Conditions of Service printed overleaf, available on request or accessible at <http://www.sgs.com.tw/Terms-and-Conditions> and for electronic format documents, subject to Terms and Conditions for Electronic Documents at <http://www.sgs.com.tw/Terms-and-Conditions>. Attention is drawn to the limitation of liability, indemnification and jurisdiction issues defined therein. Any holder of this document is advised that information contained hereon reflects the Company's findings at the time of its intervention only and within the limits of Client's instructions, if any. The Company's sole responsibility is to its Client and this document does not exonerate parties to a transaction from exercising all their rights and obligations under the transaction documents. This document cannot be reproduced except in full, without prior written approval of the Company. Any unauthorized alteration, forgery or falsification of the content or appearance of this document is unlawful and offenders may be prosecuted to the fullest extent of the law.

5.6 Test Configuration and Procedure for Scenario 5: Simultaneous SAR and PD via Conducted Power Measurements

5.6.1 Configuration

The scenario is to test TER (total exposure ratio) under 2.4GHz band and 6GHz band simultaneous transmission. Since Wi-Fi 6GHz band needs to obey both SAR and PD exposure limits, the maximum of normalized TA-SAR and normalized TA-PD in 6GHz band should be used in TER calculation. The proposed algorithms can ensure TA-SAR/TA-PD control correctness by demonstrating that TER is less than or equal to 1 (FCC requirement).

- Select one channel of Wi-Fi 2.4GHz band with measured $P_{WF_SAR_limit}$ less than $P_{WF_SAR_MAX}$ and select one channel of Wi-Fi 6GHz band with measured $P_{WF_SAR_limit}$ less than $P_{WF_SAR_MAX}$ and with measured $P_{WF_PD_limit}$ less than $P_{WF_PD_MAX}$.

5.6.2 Procedure

- Steps 1~4: Measure and record TX power versus time for test scenario 5.
 - Step 1: Start $P_{WF_SAR_limit}$ and $P_{WF_PD_limit}$ calibration mode, measure $P_{WF_SAR_limit}$ for the selected 2.4GHz band, and measure $P_{WF_SAR_limit}$ and $P_{WF_PD_limit}$ for the selected 6GHz band channel.
 - Step 2: Establish link with AP for the selected band and enable TA-SAR and TA-PD.
 - Step 3: Configure pre-defined TX power sequence to DUT and measure TX power versus time.
 - Step 4: Wi-Fi transmits packets at 2.4GHz band and 6GHz band.
 - Step 5: Convert the measured conducted TX power into SAR, PD and calculate TER For TA-SAR of each 2.4GHz, 5GHz, or 6GHz band

$$SAR_{n,normalized} = \frac{SAR_{n,avg}}{SAR_{n,limit}} = \frac{1}{T_{SAR_n}} \int_{t-T_{SAR_n}}^t SAR_n(\tau) d\tau$$

Unless otherwise stated the results shown in this test report refer only to the sample(s) tested and such sample(s) are retained for 90 days only.

除非另有說明，此報告結果僅對測試之樣品負責，同時此樣品僅保留90天。本報告未經本公司書面許可，不可部份複製。

This document is issued by the Company subject to its General Conditions of Service printed overleaf, available on request or accessible at <http://www.sgs.com.tw/Terms-and-Conditions> and for electronic format documents, subject to Terms and Conditions for Electronic Documents at <http://www.sgs.com.tw/Terms-and-Conditions>. Attention is drawn to the limitation of liability, indemnification and jurisdiction issues defined therein. Any holder of this document is advised that information contained hereon reflects the Company's findings at the time of its intervention only and within the limits of Client's instructions, if any. The Company's sole responsibility is to its Client and this document does not exonerate parties to a transaction from exercising all their rights and obligations under the transaction documents. This document cannot be reproduced except in full, without prior written approval of the Company. Any unauthorized alteration, forgery or falsification of the content or appearance of this document is unlawful and offenders may be prosecuted to the fullest extent of the law.

For TA-PD of each band at 6GHz band

$$PD_{m,normalized} = \frac{PD_{m,avg}}{PD_{m,limit}} = \frac{\frac{1}{T_{APDm}} \int_{t-T_{APDm}}^t PD_m(\tau) d\tau}{PD_REG_limit_m}$$

Instantaneous 1gSAR or 10gSAR versus time: $SAR(\tau)$, $PD(\tau)$

$$SAR(\tau) = \frac{conducted_inst_SAR_TX_power(\tau)}{P_{WF_SAR_limit}} \times WF_SAR_design_limit$$

$$PD(\tau) = \frac{conducted_inst_PD_TX_power(\tau)}{P_{WF_PD_limit}} \times WF_PD_design_limit$$

where $P_{WF_SAR_limit}$ is measured from step 1 and $WF_SAR_design_limit$ is measured worst case SAR value at $P_{WF_SAR_limit}$, $P_{WF_PD_limit}$ is measured from step 1 and

$WF_PD_design_limit$ is measured worst case PD value at $P_{WF_PD_limit}$.

For simultaneous transmission, the sum of the normalized TA-SAR values in 2.4GHz and 5GHz bands together with the sum of the values of the maximum of normalized TA-SAR and normalized TA-PD in 6GHz band should meet TER requirement, as shown below.

$$TER = \sum_{n=1}^M \frac{SAR_{n,avg}}{SAR_{n,limit}} (2GHz/5GHz) + \sum_{m=M+1}^N \max \left[\frac{SAR_{m,avg}}{SAR_{m,limit}}, \frac{PD_{m,avg}}{PD_{m,limit}} \right] (6GHz) \leq 1$$

Unless otherwise stated the results shown in this test report refer only to the sample(s) tested and such sample(s) are retained for 90 days only.

除非另有說明，此報告結果僅對測試之樣品負責，同時此樣品僅保留90天。本報告未經本公司書面許可，不可部份複製。

This document is issued by the Company subject to its General Conditions of Service printed overleaf, available on request or accessible at <http://www.sgs.com.tw/Terms-and-Conditions> and for electronic format documents, subject to Terms and Conditions for Electronic Documents at <http://www.sgs.com.tw/Terms-and-Conditions>. Attention is drawn to the limitation of liability, indemnification and jurisdiction issues defined therein. Any holder of this document is advised that information contained hereon reflects the Company's findings at the time of its intervention only and within the limits of Client's instructions, if any. The Company's sole responsibility is to its Client and this document does not exonerate parties to a transaction from exercising all their rights and obligations under the transaction documents. This document cannot be reproduced except in full, without prior written approval of the Company. Any unauthorized alteration, forgery or falsification of the content or appearance of this document is unlawful and offenders may be prosecuted to the fullest extent of the law.

Step 6: Plot results

- A. Make one power perspective plot containing
 1. Instantaneous Tx power
 2. Requested power
 3. Calculated time-averaged power
 4. Calculated time-averaged power limits
- B. Make one SAR/PD perspective plot containing
 1. Calculated normalized time-averaged 1gSAR or 10gSAR for 2.4GHz band
 2. Calculated maximum of normalized time-averaged SAR (1gSAR or 10gSAR) and normalized time-averaged PD for 6GHz band
 3. Total Exposure Ratio (TER)
 4. FCC TER limit of 1

Unless otherwise stated the results shown in this test report refer only to the sample(s) tested and such sample(s) are retained for 90 days only.

除非另有說明，此報告結果僅對測試之樣品負責，同時此樣品僅保留90天。本報告未經本公司書面許可，不可部份複製。

This document is issued by the Company subject to its General Conditions of Service printed overleaf, available on request or accessible at <http://www.sgs.com.tw/Terms-and-Conditions> and for electronic format documents, subject to Terms and Conditions for Electronic Documents at <http://www.sgs.com.tw/Terms-and-Conditions>. Attention is drawn to the limitation of liability, indemnification and jurisdiction issues defined therein. Any holder of this document is advised that information contained hereon reflects the Company's findings at the time of its intervention only and within the limits of Client's instructions, if any. The Company's sole responsibility is to its Client and this document does not exonerate parties to a transaction from exercising all their rights and obligations under the transaction documents. This document cannot be reproduced except in full, without prior written approval of the Company. Any unauthorized alteration, forgery or falsification of the content or appearance of this document is unlawful and offenders may be prosecuted to the fullest extent of the law.

5.7 Test Configuration and Procedure for Scenario 1:TX Mode Change between Normal Mode and Sleep Mode via SAR Measurements

5.7.1 Configuration

The test procedures in the previous sections mainly focus on measuring conducted TX power, in this section test via SAR measurement is performed. The validation can be provided by performing one test scenario from the previous section.

In this test via SAR measurement, the test configuration of test scenario 1 is used.

5.7.2 Procedure

SAR is measured and recorded by the following steps:

- Steps 1~3: Measure and record TA-SAR versus time for test scenario 1.
 - Step 1: Start meas_SAR_PWF_SAR_limit calibration mode for the selected band/channel. Measure meas_SAR at peak location of the area scan where meas_SAR_PWF_SAR_limit corresponds to this meas_SAR value at *PWF_SAR_limit*.
 - Step 2: Establish radio link with AP in the selected band and enable TA-SAR.
 - Step 3: Configure pre-defined TX power sequence to DUT and measure instantaneous SAR versus time.
 - Step 4: Convert the measured SAR into time-averaged SAR. Convert the instantaneous measured SAR from step 3 into 1gSAR or 10gSAR value. Perform the running time average to 1gSAR or 10g SAR to determine the time-averaged value versus time by the following equations.

Instantaneous 1gSAR or 10gSAR versus time: $SAR(\tau)$

$$SAR(\tau) = \frac{meas_SAR(\tau)}{meas_SAR_P_{WF_SAR_limit}} \times WF_SAR_design_limit$$

where $meas_SAR_P_{WF_SAR_limit}$ is measured from step 1, $meas_SAR(t)$ is the instantaneous SAR measured in step 3, and $WF_SAR_design_limit$ is the measured worse-case SAR value at $P_{WF_SAR_limit}$.

Unless otherwise stated the results shown in this test report refer only to the sample(s) tested and such sample(s) are retained for 90 days only.

除非另有說明，此報告結果僅對測試之樣品負責，同時此樣品僅保留90天。本報告未經本公司書面許可，不可部份複製。

This document is issued by the Company subject to its General Conditions of Service printed overleaf, available on request or accessible at <http://www.sgs.com.tw/Terms-and-Conditions> and for electronic format documents, subject to Terms and Conditions for Electronic Documents at <http://www.sgs.com.tw/Terms-and-Conditions>. Attention is drawn to the limitation of liability, indemnification and jurisdiction issues defined therein. Any holder of this document is advised that information contained hereon reflects the Company's findings at the time of its intervention only and within the limits of Client's instructions, if any. The Company's sole responsibility is to its Client and this document does not exonerate parties to a transaction from exercising all their rights and obligations under the transaction documents. This document cannot be reproduced except in full, without prior written approval of the Company. Any unauthorized alteration, forgery or falsification of the content or appearance of this document is unlawful and offenders may be prosecuted to the fullest extent of the law.

$$Time_avg_SAR(t) = \frac{1}{T_{SAR}} \int_{t-T_{SAR}}^t SAR(\tau) d\tau$$

- Step 5: Plot results
 - A. Calculated time-averaged 1gSAR or 10gSAR
 - B. FCC limit of 1.6 W/kg (1gSAR) or 4.0 W/kg (10gSAR)

Unless otherwise stated the results shown in this test report refer only to the sample(s) tested and such sample(s) are retained for 90 days only.

除非另有說明，此報告結果僅對測試之樣品負責，同時此樣品僅保留90天。本報告未經本公司書面許可，不可部份複製。

This document is issued by the Company subject to its General Conditions of Service printed overleaf, available on request or accessible at <http://www.sgs.com.tw/Terms-and-Conditions> and for electronic format documents, subject to Terms and Conditions for Electronic Documents at <http://www.sgs.com.tw/Terms-and-Conditions>. Attention is drawn to the limitation of liability, indemnification and jurisdiction issues defined therein. Any holder of this document is advised that information contained hereon reflects the Company's findings at the time of its intervention only and within the limits of Client's instructions, if any. The Company's sole responsibility is to its Client and this document does not exonerate parties to a transaction from exercising all their rights and obligations under the transaction documents. This document cannot be reproduced except in full, without prior written approval of the Company. Any unauthorized alteration, forgery or falsification of the content or appearance of this document is unlawful and offenders may be prosecuted to the fullest extent of the law.

6. Wi-Fi TA-PD Test Scenarios and Test Procedures

In order to demonstrate that TA-PD algorithm performs as expected under various operating scenarios, Table 6-1 lists the test scenarios and test sequences to validate TA-PD algorithm. The details of test procedures via conducted power and PD measurements are described in section 6.2 and 6.3

Table 6-1 Test scenario and test sequence list for Wi-Fi TA-PD validation

Test scenario		Description	Device requirement
1	TX mode change between normal mode and sleep mode	Test normal mode and sleep mode switch	Supports 6GHz band

Unless otherwise stated the results shown in this test report refer only to the sample(s) tested and such sample(s) are retained for 90 days only.

除非另有說明，此報告結果僅對測試之樣品負責，同時此樣品僅保留90天。本報告未經本公司書面許可，不可部份複製。

This document is issued by the Company subject to its General Conditions of Service printed overleaf, available on request or accessible at <http://www.sgs.com.tw/Terms-and-Conditions> and for electronic format documents, subject to Terms and Conditions for Electronic Documents at <http://www.sgs.com.tw/Terms-and-Conditions>. Attention is drawn to the limitation of liability, indemnification and jurisdiction issues defined therein. Any holder of this document is advised that information contained hereon reflects the Company's findings at the time of its intervention only and within the limits of Client's instructions, if any. The Company's sole responsibility is to its Client and this document does not exonerate parties to a transaction from exercising all their rights and obligations under the transaction documents. This document cannot be reproduced except in full, without prior written approval of the Company. Any unauthorized alteration, forgery or falsification of the content or appearance of this document is unlawful and offenders may be prosecuted to the fullest extent of the law.

6.1 Test Sequences for All Scenarios

The test sequence is predefined for TA-PD:

- Test sequence: Wi-Fi TX is requested to transmit static and maximum power with high duty.

The test sequence is illustrated in Figure 6-1. The waveform of the test sequence is listed in Table 6-2.

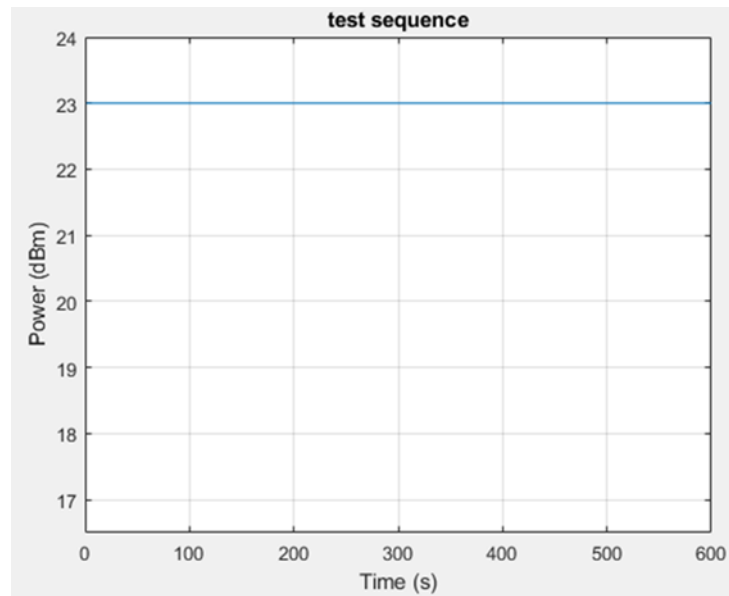


Figure 6-1 Test sequence

Table 6-2 Test sequence

Time (s)	Duration (s)	Power (dBm)	Note
600	600	23	Wi-Fi TX maximum power (P_WF_PD_MAX)

Unless otherwise stated the results shown in this test report refer only to the sample(s) tested and such sample(s) are retained for 90 days only.

除非另有說明，此報告結果僅對測試之樣品負責，同時此樣品僅保留90天。本報告未經本公司書面許可，不可部份複製。

This document is issued by the Company subject to its General Conditions of Service printed overleaf, available on request or accessible at <http://www.sgs.com.tw/Terms-and-Conditions> and for electronic format documents, subject to Terms and Conditions for Electronic Documents at <http://www.sgs.com.tw/Terms-and-Conditions>. Attention is drawn to the limitation of liability, indemnification and jurisdiction issues defined therein. Any holder of this document is advised that information contained hereon reflects the Company's findings at the time of its intervention only and within the limits of Client's instructions, if any. The Company's sole responsibility is to its Client and this document does not exonerate parties to a transaction from exercising all their rights and obligations under the transaction documents. This document cannot be reproduced except in full, without prior written approval of the Company. Any unauthorized alteration, forgery or falsification of the content or appearance of this document is unlawful and offenders may be prosecuted to the fullest extent of the law.

6.2 Test Configuration and Procedure for Scenario 1: TX Mode Change between Normal Mode and Sleep Mode via Conducted Power Measurements

6.2.1 Configuration

The scenario tests Wi-Fi TX mode switching from normal throughput mode to sleep mode. Since Mediatek's TA-PD feature operation is independent of bands and channels, selecting one band is sufficient to validate this feature. The criteria for band selection are based on the $P_{WF_PD_limit}$ values (corresponding to $WF_PD_design_limit$) and are described as below:

- Select one band with least $P_{WF_PD_limit}$ among the ones whose $P_{WF_PD_limit}$ values are below $P_{WF_PD_MAX}$.
 - Only one band needs to be tested if all the bands have same $P_{WF_PD_limit}$.
 - Only one band needs to be tested if only one band has $P_{WF_PD_limit}$ below $P_{WF_PD_MAX}$.
 - If the same least $P_{WF_PD_limit}$ applies to multiple bands, select the band with the highest measured PD at $P_{WF_PD_limit}$.
 - If $P_{WF_PD_limit}$ values of all bands are over $P_{WF_PD_MAX}$, there is no need to test these bands.

6.2.2 Procedure

TX power is measured, recorded, and processed by the following steps:

- Steps 1~4: Measure and record TX power versus time for test scenario 1.
 - Step 1: Start $P_{WF_PD_limit}$ calibration mode and measure $P_{WF_PD_limit}$ for the selected band.
 - Step 2: Establish radio link with AP in the selected band and enable TA-PD.
 - Step 3: Configure pre-defined TX power sequence to DUT and measure TX power versus time.
 - Step 4: Wi-Fi TX switches modes.
 - Initial Wi-Fi normal mode:** Configure pre-defined TX power sequence to DUT for selected band and then DUT transmits packets for 400s.
 - Switch to Wi-Fi sleep mode:** Wi-Fi switches to sleep mode about 10s and no packets are transmitted.
 - Wi-Fi wakes up to normal mode:** Wi-Fi wakes up from sleep mode and DUT re-transmits packets for at least the specified time duration.

Unless otherwise stated the results shown in this test report refer only to the sample(s) tested and such sample(s) are retained for 90 days only.

除非另有說明，此報告結果僅對測試之樣品負責，同時此樣品僅保留90天。本報告未經本公司書面許可，不可部份複製。

This document is issued by the Company subject to its General Conditions of Service printed overleaf, available on request or accessible at <http://www.sgs.com.tw/Terms-and-Conditions> and for electronic format documents, subject to Terms and Conditions for Electronic Documents at <http://www.sgs.com.tw/Terms-and-Conditions>. Attention is drawn to the limitation of liability, indemnification and jurisdiction issues defined therein. Any holder of this document is advised that information contained hereon reflects the Company's findings at the time of its intervention only and within the limits of Client's instructions, if any. The Company's sole responsibility is to its Client and this document does not exonerate parties to a transaction from exercising all their rights and obligations under the transaction documents. This document cannot be reproduced except in full, without prior written approval of the Company. Any unauthorized alteration, forgery or falsification of the content or appearance of this document is unlawful and offenders may be prosecuted to the fullest extent of the law.

Step 5: Convert the measured conducted TX power into PD. Convert the measured conducted TX power from Step 4 into spatial-averaged PD value using the following equation. Perform the running time average to power and spatial-averaged PD value to determine time- averaged value versus time as follows.

Instantaneous PD versus time: $PD(\tau)$

$$PD(\tau) = \frac{\text{conducted_inst_PD_TX_power}(\tau)}{P_{WF_PD_limit}} \times WF_PD_design_limit$$

where $P_{WF_PD_limit}$ is measured from step 1 and $WF_PD_design_limit$ is measured worst case PD value at $P_{WF_PD_limit}$.

Time-averaged PD versus time: $Time_avg_PD(\tau)$

$$Time_avg_PD(t) = \frac{1}{T_{PD}} \int_{t-T_{PD}}^t PD(\tau) d\tau$$

- Step 6: Plot results
 - A. Make one power perspective plot containing
 1. Instantaneous Tx power
 2. Requested power
 3. Calculated time-averaged power
 4. Calculated time-averaged power limits
 - B. Make one SAR perspective plot containing
 1. Calculated time-averaged PD
 2. FCC limit of 10W/m² (PD)

Unless otherwise stated the results shown in this test report refer only to the sample(s) tested and such sample(s) are retained for 90 days only.

除非另有說明，此報告結果僅對測試之樣品負責，同時此樣品僅保留90天。本報告未經本公司書面許可，不可部份複製。

This document is issued by the Company subject to its General Conditions of Service printed overleaf, available on request or accessible at <http://www.sgs.com.tw/Terms-and-Conditions> and for electronic format documents, subject to Terms and Conditions for Electronic Documents at <http://www.sgs.com.tw/Terms-and-Conditions>. Attention is drawn to the limitation of liability, indemnification and jurisdiction issues defined therein. Any holder of this document is advised that information contained hereon reflects the Company's findings at the time of its intervention only and within the limits of Client's instructions, if any. The Company's sole responsibility is to its Client and this document does not exonerate parties to a transaction from exercising all their rights and obligations under the transaction documents. This document cannot be reproduced except in full, without prior written approval of the Company. Any unauthorized alteration, forgery or falsification of the content or appearance of this document is unlawful and offenders may be prosecuted to the fullest extent of the law.

6.3 Test Configuration and Procedure for Scenario 1:

TX Mode Change between Normal Mode and Sleep Mode via PD Measurements

6.3.1 Configuration

The test procedure in the previous section mainly focuses on measuring conducted TX power, in this section test via PD measurement is performed. The validation can be provided by performing test scenario 1.

6.3.2 Procedure

PD is measured and recorded by the following steps:

- Steps 1~3: measure and record TA-PD versus time for test scenario 1.
 - Step 1: Start `meas_PD_PWF_PD_limit` calibration mode for the selected band/channel. Measure `meas_PD` at peak location of the area scan and the `meas_PD_PWF_PD_limit` corresponds to this `meas_PD` value at $P_{WF_PD_limit}$.
 - Step 2: Establish radio link with AP in the selected band and enable TA-PD.
 - Step 3: Configure pre-defined TX power sequence to DUT and measure instantaneous PD versus time.

Step 4: Convert the measured PD into time-averaged PD. Convert the instantaneous measured PD from step 4 into spatial-averaged PD value.

Perform the running time average to spatial-averaged PD value to determine time-averaged value versus time by following equations.

Instantaneous PD versus time: $PD(\tau)$

$$PD(\tau) = \frac{meas_PD(\tau)}{meas_PD_P_{WF_PD_limit}} \times WF_PD_design_limit$$

Unless otherwise stated the results shown in this test report refer only to the sample(s) tested and such sample(s) are retained for 90 days only.

除非另有說明，此報告結果僅對測試之樣品負責，同時此樣品僅保留90天。本報告未經本公司書面許可，不可部份複製。

This document is issued by the Company subject to its General Conditions of Service printed overleaf, available on request or accessible at <http://www.sgs.com.tw/Terms-and-Conditions> and for electronic format documents, subject to Terms and Conditions for Electronic Documents at <http://www.sgs.com.tw/Terms-and-Conditions>. Attention is drawn to the limitation of liability, indemnification and jurisdiction issues defined therein. Any holder of this document is advised that information contained hereon reflects the Company's findings at the time of its intervention only and within the limits of Client's instructions, if any. The Company's sole responsibility is to its Client and this document does not exonerate parties to a transaction from exercising all their rights and obligations under the transaction documents. This document cannot be reproduced except in full, without prior written approval of the Company. Any unauthorized alteration, forgery or falsification of the content or appearance of this document is unlawful and offenders may be prosecuted to the fullest extent of the law.

where $meas_SAR_P_{WF_PD_limit}$ is measured from step 1, $meas_PD(t)$ is the instantaneous measured PD measured in step 3, and $WF_PD_design_limit$ is the measured worse-case PD value at $P_{WF_PD_limit}$.

$$Time_avg_PD(\tau) = \frac{1}{T_{PD}} \int_{t-T_{PD}}^t PD(\tau) d\tau$$

- Step 5: Plot results
 - A. Calculated time-averaged PD
 - B. FCC limit of $10W/m^2$ (PD)

Unless otherwise stated the results shown in this test report refer only to the sample(s) tested and such sample(s) are retained for 90 days only.

除非另有說明，此報告結果僅對測試之樣品負責，同時此樣品僅保留90天。本報告未經本公司書面許可，不可部份複製。

This document is issued by the Company subject to its General Conditions of Service printed overleaf, available on request or accessible at <http://www.sgs.com.tw/Terms-and-Conditions> and for electronic format documents, subject to Terms and Conditions for Electronic Documents at <http://www.sgs.com.tw/Terms-and-Conditions>. Attention is drawn to the limitation of liability, indemnification and jurisdiction issues defined therein. Any holder of this document is advised that information contained hereon reflects the Company's findings at the time of its intervention only and within the limits of Client's instructions, if any. The Company's sole responsibility is to its Client and this document does not exonerate parties to a transaction from exercising all their rights and obligations under the transaction documents. This document cannot be reproduced except in full, without prior written approval of the Company. Any unauthorized alteration, forgery or falsification of the content or appearance of this document is unlawful and offenders may be prosecuted to the fullest extent of the law.

7. Wi-Fi TA-SAR Validation via Conducted Power

For the supported bands/antennas of WLAN technology, the measured power limit (P_{sub6_limit}), corresponding to SAR_design_limit , is listed in the table 7-1. The SAR_design_limit is determined by taking 1-dB device uncertainty into consideration.

Table 7-1 Summary table of power limit (P_{sub6_limit}) for all supported RAT

RAT	Band	ANT	Duty cycle (%)	P _{limit,nom} (dBm)		P _{max,nom} (dBm) Setting	
				ECI 0		burst-power	frame-averaged power
				burst-power	frame-averaged power		
WIFI	2.4 GHz	Main	97.10	14.63	14.50	20.13	20.00
WIFI	6GHz	Main	98.50	13.07	13.00	20.07	20.00

Table 7-2 summarizes the test configurations of WLAN, and the corresponding worst-case measured SAR for WLAN under the power limit.

Table 7-2 Test configurations of radio technologies and worst-case measured SAR

Test Scenario	Test Tech	Test band	Mode	Data Rate	duty cycle	Test Position	Gap (mm)	ANT	ECI	UL Channel	UL Freq (MHz)	Measured SAR@P _{limit} 1-g SAR (W/kg) ²	Measured PD@P _{limit} 1-g PD (W/)	SAR reg.	PD reg.	P _{limit} , frame-averaged	P _{max} , frame-averaged	Tolerance
2G SAR TX Mode Change between Normal Mode and Sleep Mode	Wi-Fi	2.45GHz	802.11b	CCK 5.5M	97.10%	Bottom side	0	Main	0	7	2442	0.143	1.6	10	14.50	20.00	1.00	
1-2-1 6G PD TX Mode Change between Normal Mode and Sleep Mode	Wi-Fi	6 GHz	802.11a	OFDM	98.50%	Bottom side	0	Main	0	37	6135	2.52	1.6	10	13.00	20.00	1.00	
1-2-1 6G SAR TX Mode Change between Normal Mode and Sleep Mode	Wi-Fi	6 GHz	802.11a	OFDM	98.50%	Bottom side	0	Main	0	37	6135	0.298	1.6	10	13.00	20.00	1.00	
2 Antenna Switching	Wi-Fi	2.45GHz	802.11b	CCK 5.5M	97.10%	N/A	0	Main	0	7	2442	0.143	1.6	10	14.50	20.00	1.00	
								Aux		7	2442							
3 ECI(Exposure Condition Index) change	Wi-Fi	2.45GHz	802.11b	CCK 5.5M	97.10%	N/A	0	Main	0	7	2442	0.143	1.6	10	14.50	20.00	1.00	
								Main		7	2442							

Unless otherwise stated the results shown in this test report refer only to the sample(s) tested and such sample(s) are retained for 90 days only.

除非另有說明，此報告結果僅對測試之樣品負責，同時此樣品僅保留90天。本報告未經本公司書面許可，不可部份複製。

This document is issued by the Company subject to its General Conditions of Service printed overleaf, available on request or accessible at <http://www.sgs.com.tw/Terms-and-Conditions> and for electronic format documents, subject to Terms and Conditions for Electronic Documents at <http://www.sgs.com.tw/Terms-and-Conditions>. Attention is drawn to the limitation of liability, indemnification and jurisdiction issues defined therein. Any holder of this document is advised that information contained hereon reflects the Company's findings at the time of its intervention only and within the limits of Client's instructions, if any. The Company's sole responsibility is to its Client and this document does not exonerate parties to a transaction from exercising all their rights and obligations under the transaction documents. This document cannot be reproduced except in full, without prior written approval of the Company. Any unauthorized alteration, forgery or falsification of the content or appearance of this document is unlawful and offenders may be prosecuted to the fullest extent of the law.

8. Wi-Fi TA-SAR Validation via Conducted Power Measurements

8.1 Conducted Power Measurement Results for Scenario 1: TX Mode Change between Normal Mode and Sleep Mode

The purpose of the TX mode change is to demonstrate that TA-SAR algorithm uses correct power control to meet FCC limit in Wi-Fi normal mode and sleep mode. The detailed setting is listed in Table 8-1 for 2.4GHz TA-SAR and Table 8-2 for 6GHz TA-SAR.

Figure 8-1 shows the conducted power result for test scenario 1-1 and Figure 8-2 shows the conducted power result for scenario 1-2-2.

Table 8-1 TA-SAR parameters setting for test scenario 1-1

Test band	Max power	$P_{WF_SAR_limit}$
2.4GHz	20 dBm	14.5 dBm

Table 8-2 TA-SAR parameters setting for test scenario 1-2-2

Test band	Max power	$P_{WF_SAR_limit}$
6GHz	20 dBm	13 dBm

Unless otherwise stated the results shown in this test report refer only to the sample(s) tested and such sample(s) are retained for 90 days only.

除非另有說明，此報告結果僅對測試之樣品負責，同時此樣品僅保留90天。本報告未經本公司書面許可，不可部份複製。

This document is issued by the Company subject to its General Conditions of Service printed overleaf, available on request or accessible at <http://www.sgs.com.tw/Terms-and-Conditions> and for electronic format documents, subject to Terms and Conditions for Electronic Documents at <http://www.sgs.com.tw/Terms-and-Conditions>. Attention is drawn to the limitation of liability, indemnification and jurisdiction issues defined therein. Any holder of this document is advised that information contained hereon reflects the Company's findings at the time of its intervention only and within the limits of Client's instructions, if any. The Company's sole responsibility is to its Client and this document does not exonerate parties to a transaction from exercising all their rights and obligations under the transaction documents. This document cannot be reproduced except in full, without prior written approval of the Company. Any unauthorized alteration, forgery or falsification of the content or appearance of this document is unlawful and offenders may be prosecuted to the fullest extent of the law.

Pass

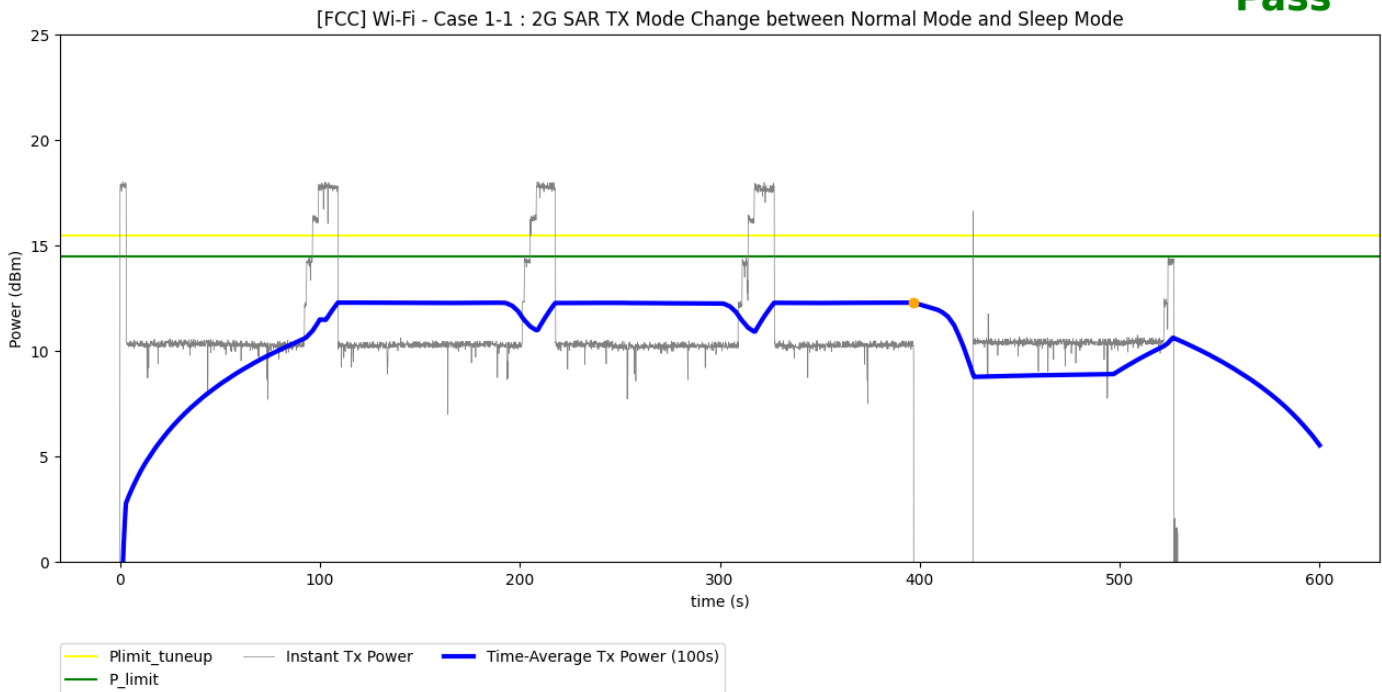


Figure 8-1 Time-averaged conducted TX power over time for test scenario 1-1

Maximum time-averaged conducted power	12.308(dBm)
---------------------------------------	-------------

Unless otherwise stated the results shown in this test report refer only to the sample(s) tested and such sample(s) are retained for 90 days only.

除非另有說明，此報告結果僅對測試之樣品負責，同時此樣品僅保留90天。本報告未經本公司書面許可，不可部份複製。

This document is issued by the Company subject to its General Conditions of Service printed overleaf, available on request or accessible at <http://www.sgs.com.tw/Terms-and-Conditions> and for electronic format documents, subject to Terms and Conditions for Electronic Documents at <http://www.sgs.com.tw/Terms-and-Conditions>. Attention is drawn to the limitation of liability, indemnification and jurisdiction issues defined therein. Any holder of this document is advised that information contained hereon reflects the Company's findings at the time of its intervention only and within the limits of Client's instructions, if any. The Company's sole responsibility is to its Client and this document does not exonerate parties to a transaction from exercising all their rights and obligations under the transaction documents. This document cannot be reproduced except in full, without prior written approval of the Company. Any unauthorized alteration, forgery or falsification of the content or appearance of this document is unlawful and offenders may be prosecuted to the fullest extent of the law.

Pass

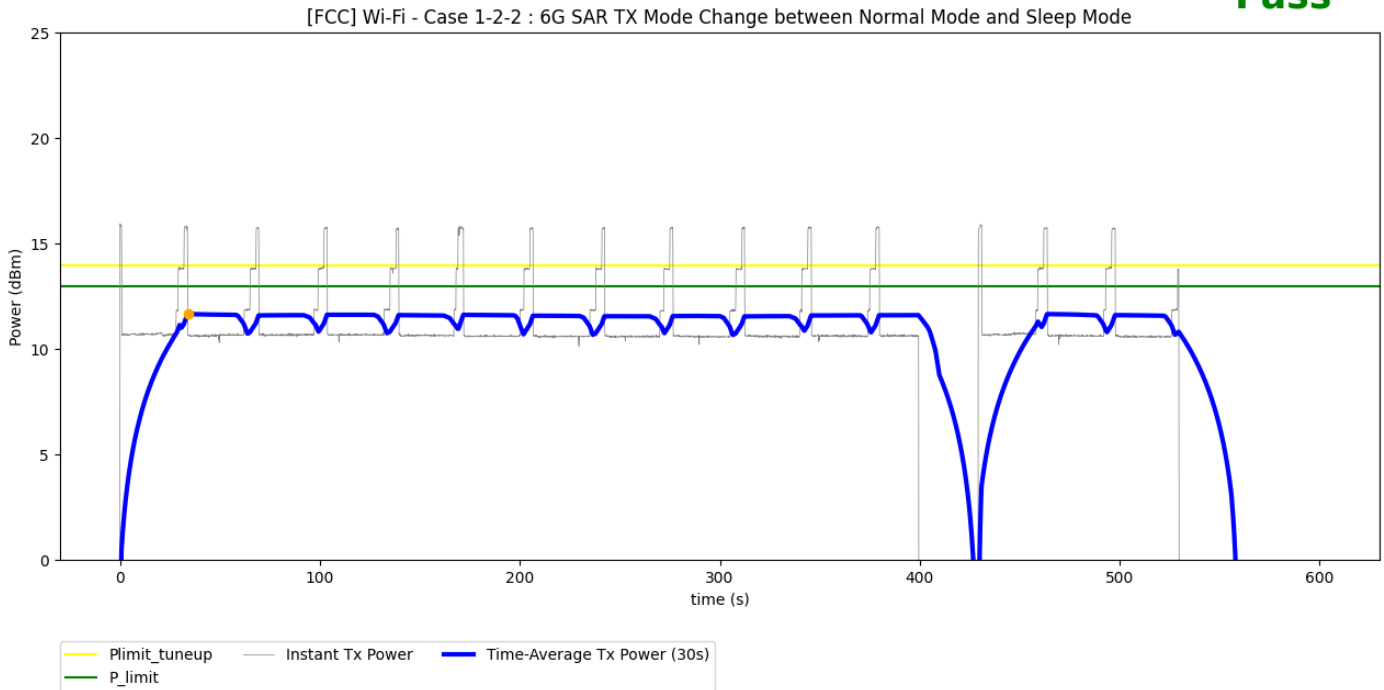


Figure 8-2 Time-averaged conducted TX power over time for test scenario 1-2-2

Maximum time-averaged conducted power	11.67(dBm)
---------------------------------------	------------

Unless otherwise stated the results shown in this test report refer only to the sample(s) tested and such sample(s) are retained for 90 days only.

除非另有說明，此報告結果僅對測試之樣品負責，同時此樣品僅保留90天。本報告未經本公司書面許可，不可部份複製。

This document is issued by the Company subject to its General Conditions of Service printed overleaf, available on request or accessible at <http://www.sgs.com.tw/Terms-and-Conditions> and for electronic format documents, subject to Terms and Conditions for Electronic Documents at <http://www.sgs.com.tw/Terms-and-Conditions>. Attention is drawn to the limitation of liability, indemnification and jurisdiction issues defined therein. Any holder of this document is advised that information contained hereon reflects the Company's findings at the time of its intervention only and within the limits of Client's instructions, if any. The Company's sole responsibility is to its Client and this document does not exonerate parties to a transaction from exercising all their rights and obligations under the transaction documents. This document cannot be reproduced except in full, without prior written approval of the Company. Any unauthorized alteration, forgery or falsification of the content or appearance of this document is unlawful and offenders may be prosecuted to the fullest extent of the law.

8.2 Conducted Power Measurement Results for Scenario 3: Antenna Switching

This test is the conducted power measurement for Wi-Fi antenna switching. The detailed setting is listed in Table 8-3. Figure 8-3 demonstrates the DUT's instantaneous conducted TX power, the time-averaged conducted TX power behavior over time, and the power limit. Figure 8-4 illustrates the corresponding time-averaged SAR over time converted from the TX time-averaged power by using the equation listed in section 4.4.2. As seen in this figure, the normalized time-averaged SAR does not exceed the FCC limit.

Table 8-3 TA-SAR parameters setting for test scenario 3

Test band	Antenna	Max power	$P_{WF_SAR_limit}$
2.45GHz	Main	20 dBm	14.5 dBm
	Aux		

Unless otherwise stated the results shown in this test report refer only to the sample(s) tested and such sample(s) are retained for 90 days only.

除非另有說明，此報告結果僅對測試之樣品負責，同時此樣品僅保留90天。本報告未經本公司書面許可，不可部份複製。

This document is issued by the Company subject to its General Conditions of Service printed overleaf, available on request or accessible at <http://www.sgs.com.tw/Terms-and-Conditions> and for electronic format documents, subject to Terms and Conditions for Electronic Documents at <http://www.sgs.com.tw/Terms-and-Conditions>. Attention is drawn to the limitation of liability, indemnification and jurisdiction issues defined therein. Any holder of this document is advised that information contained hereon reflects the Company's findings at the time of its intervention only and within the limits of Client's instructions, if any. The Company's sole responsibility is to its Client and this document does not exonerate parties to a transaction from exercising all their rights and obligations under the transaction documents. This document cannot be reproduced except in full, without prior written approval of the Company. Any unauthorized alteration, forgery or falsification of the content or appearance of this document is unlawful and offenders may be prosecuted to the fullest extent of the law.

Pass

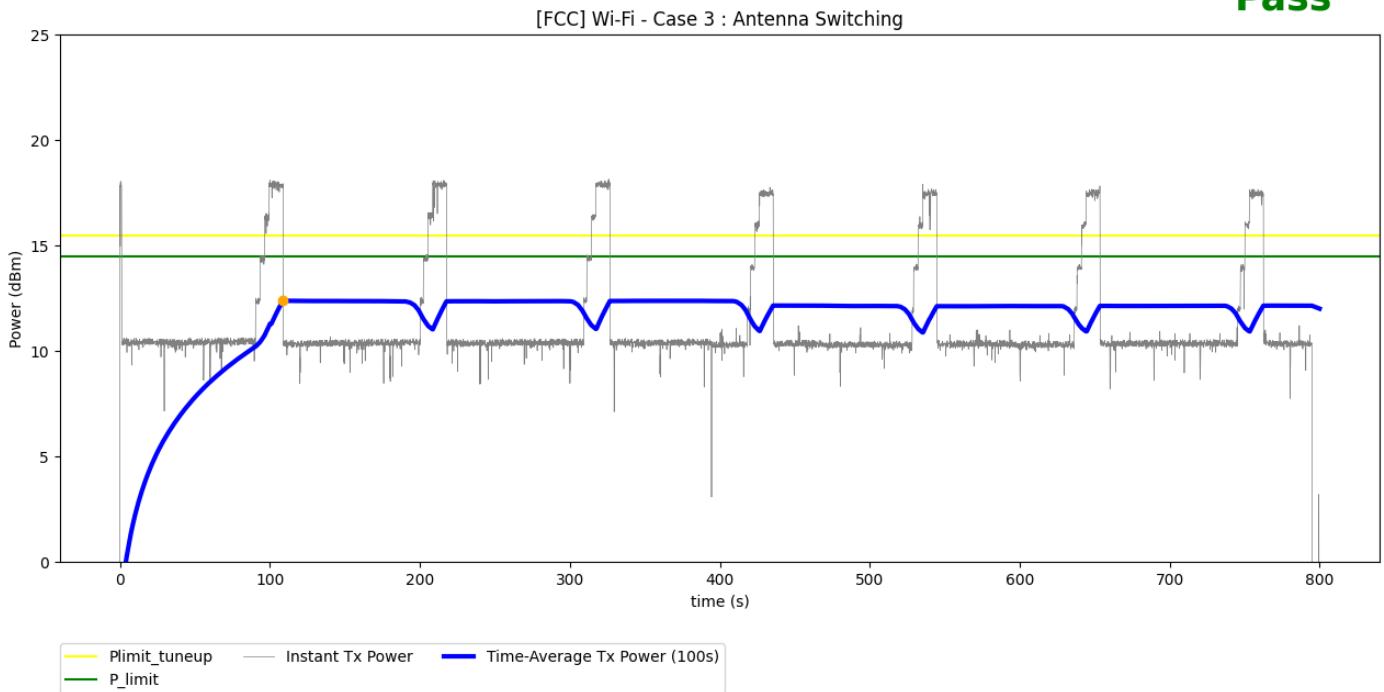


Figure 8-3 Time-averaged conducted TX power over time for test scenario 3

Maximum time-averaged conducted power	12.395(dBm)
---------------------------------------	-------------

Unless otherwise stated the results shown in this test report refer only to the sample(s) tested and such sample(s) are retained for 90 days only.

除非另有說明，此報告結果僅對測試之樣品負責，同時此樣品僅保留90天。本報告未經本公司書面許可，不可部份複製。

This document is issued by the Company subject to its General Conditions of Service printed overleaf, available on request or accessible at <http://www.sgs.com.tw/Terms-and-Conditions> and for electronic format documents, subject to Terms and Conditions for Electronic Documents at <http://www.sgs.com.tw/Terms-and-Conditions>. Attention is drawn to the limitation of liability, indemnification and jurisdiction issues defined therein. Any holder of this document is advised that information contained hereon reflects the Company's findings at the time of its intervention only and within the limits of Client's instructions, if any. The Company's sole responsibility is to its Client and this document does not exonerate parties to a transaction from exercising all their rights and obligations under the transaction documents. This document cannot be reproduced except in full, without prior written approval of the Company. Any unauthorized alteration, forgery or falsification of the content or appearance of this document is unlawful and offenders may be prosecuted to the fullest extent of the law.

Pass

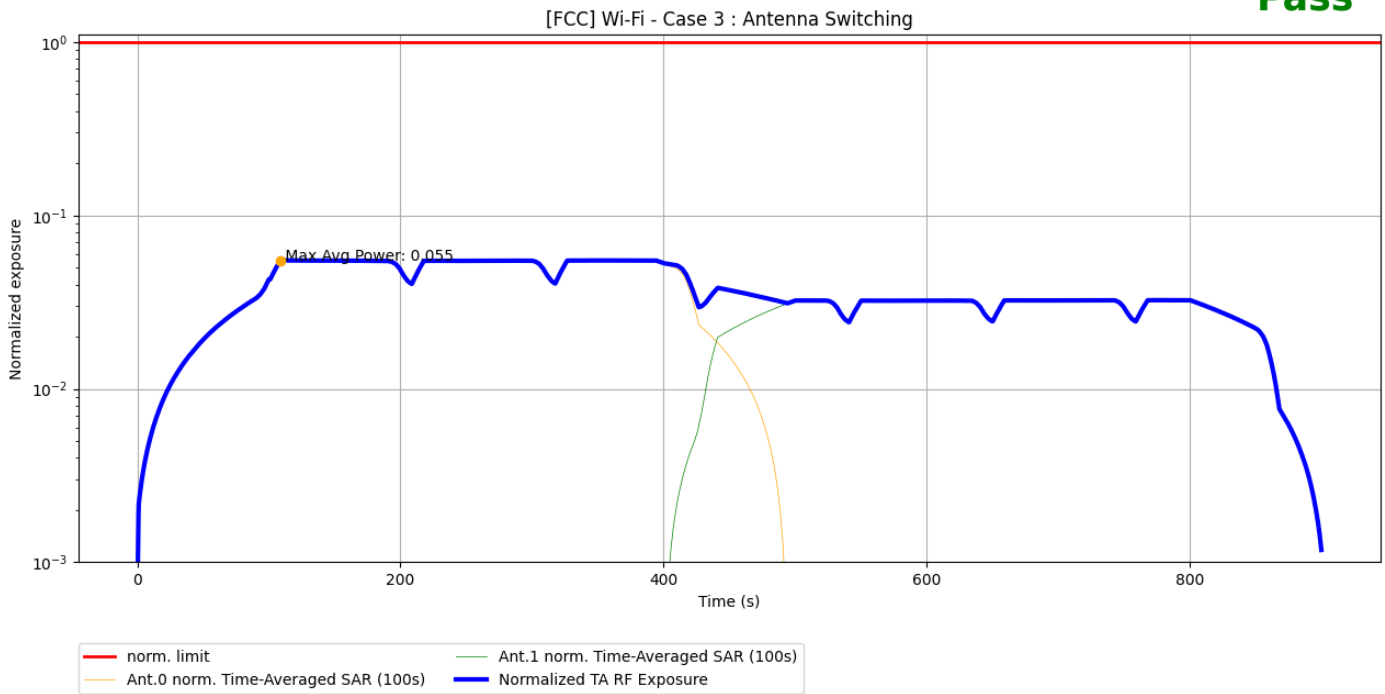


Figure 8-4 Normalized time-averaged SAR over time for test scenario 3

Normalized TA RF Exposure	0.055
---------------------------	-------

Unless otherwise stated the results shown in this test report refer only to the sample(s) tested and such sample(s) are retained for 90 days only.

除非另有說明，此報告結果僅對測試之樣品負責，同時此樣品僅保留90天。本報告未經本公司書面許可，不可部份複製。

This document is issued by the Company subject to its General Conditions of Service printed overleaf, available on request or accessible at <http://www.sgs.com.tw/Terms-and-Conditions> and for electronic format documents, subject to Terms and Conditions for Electronic Documents at <http://www.sgs.com.tw/Terms-and-Conditions>. Attention is drawn to the limitation of liability, indemnification and jurisdiction issues defined therein. Any holder of this document is advised that information contained hereon reflects the Company's findings at the time of its intervention only and within the limits of Client's instructions, if any. The Company's sole responsibility is to its Client and this document does not exonerate parties to a transaction from exercising all their rights and obligations under the transaction documents. This document cannot be reproduced except in full, without prior written approval of the Company. Any unauthorized alteration, forgery or falsification of the content or appearance of this document is unlawful and offenders may be prosecuted to the fullest extent of the law.

8.3 Conducted Power Measurement Results for Scenario 4: ECI Change

This test is the conducted power measurement for Wi-Fi ECI change. The detailed setting is listed in Table 8-4. Figure 8-5 demonstrates the DUT's instantaneous conducted TX power, the time-averaged conducted TX power behavior over time, and the power limit. Figure 8-6 illustrates the corresponding time-averaged SAR over time converted from the TX time-averaged power by using the equation. As seen in this figure, the normalized time-averaged SAR does not exceed the FCC limit.

Table 8-4 TA-SAR parameters setting for test scenario 4

Test band	Switch time	ECI	Max power	$P_{WF_SAR_limit}$
2.4GHz	0~400s	1	20 dBm	14.5 dBm
2.4GHz	400s~800s	1*	20 dBm	12.5 dBm

*Note:

- ECI change for Wi-Fi is p_limit change set by host.
- In TA-SAR LAB testing, the tool doesn't set ECI index to Wi-Fi, instead, it simulates the ECI change by decreasing p_limit with 2 dB. i.e. $p_limit' = p_limit - 2$.

Thus, in Table 8-4, when testing scenario 3, the ECI index is not changed by tool, and p_limit is changed from 14.5 dBm to 12.5 dBm.

Unless otherwise stated the results shown in this test report refer only to the sample(s) tested and such sample(s) are retained for 90 days only.

除非另有說明，此報告結果僅對測試之樣品負責，同時此樣品僅保留90天。本報告未經本公司書面許可，不可部份複製。

This document is issued by the Company subject to its General Conditions of Service printed overleaf, available on request or accessible at <http://www.sgs.com.tw/Terms-and-Conditions> and for electronic format documents, subject to Terms and Conditions for Electronic Documents at <http://www.sgs.com.tw/Terms-and-Conditions>. Attention is drawn to the limitation of liability, indemnification and jurisdiction issues defined therein. Any holder of this document is advised that information contained hereon reflects the Company's findings at the time of its intervention only and within the limits of Client's instructions, if any. The Company's sole responsibility is to its Client and this document does not exonerate parties to a transaction from exercising all their rights and obligations under the transaction documents. This document cannot be reproduced except in full, without prior written approval of the Company. Any unauthorized alteration, forgery or falsification of the content or appearance of this document is unlawful and offenders may be prosecuted to the fullest extent of the law.

Pass

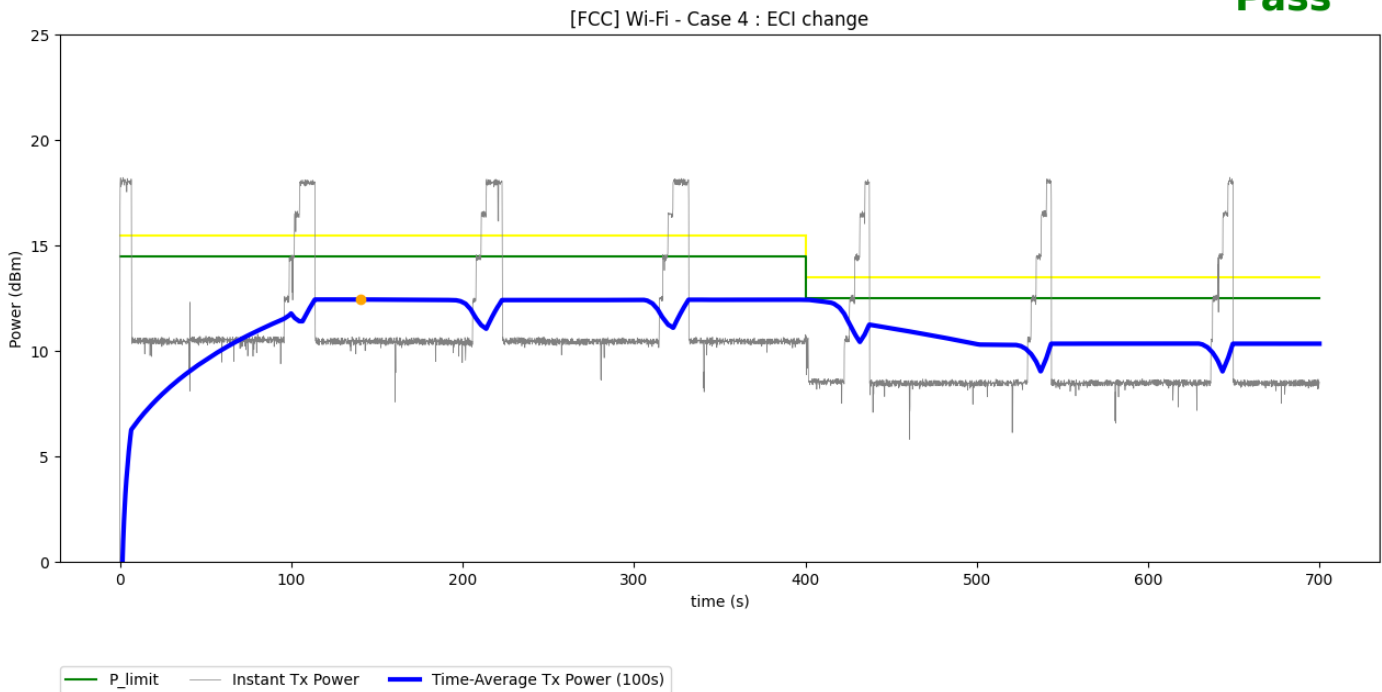


Figure 8-5 Time-averaged conducted TX power over time for test scenario 4

Maximum time-averaged conducted power	12.456(dBm)
---------------------------------------	-------------

Unless otherwise stated the results shown in this test report refer only to the sample(s) tested and such sample(s) are retained for 90 days only.

除非另有說明，此報告結果僅對測試之樣品負責，同時此樣品僅保留90天。本報告未經本公司書面許可，不可部份複製。

This document is issued by the Company subject to its General Conditions of Service printed overleaf, available on request or accessible at <http://www.sgs.com.tw/Terms-and-Conditions> and for electronic format documents, subject to Terms and Conditions for Electronic Documents at <http://www.sgs.com.tw/Terms-and-Conditions>. Attention is drawn to the limitation of liability, indemnification and jurisdiction issues defined therein. Any holder of this document is advised that information contained hereon reflects the Company's findings at the time of its intervention only and within the limits of Client's instructions, if any. The Company's sole responsibility is to its Client and this document does not exonerate parties to a transaction from exercising all their rights and obligations under the transaction documents. This document cannot be reproduced except in full, without prior written approval of the Company. Any unauthorized alteration, forgery or falsification of the content or appearance of this document is unlawful and offenders may be prosecuted to the fullest extent of the law.

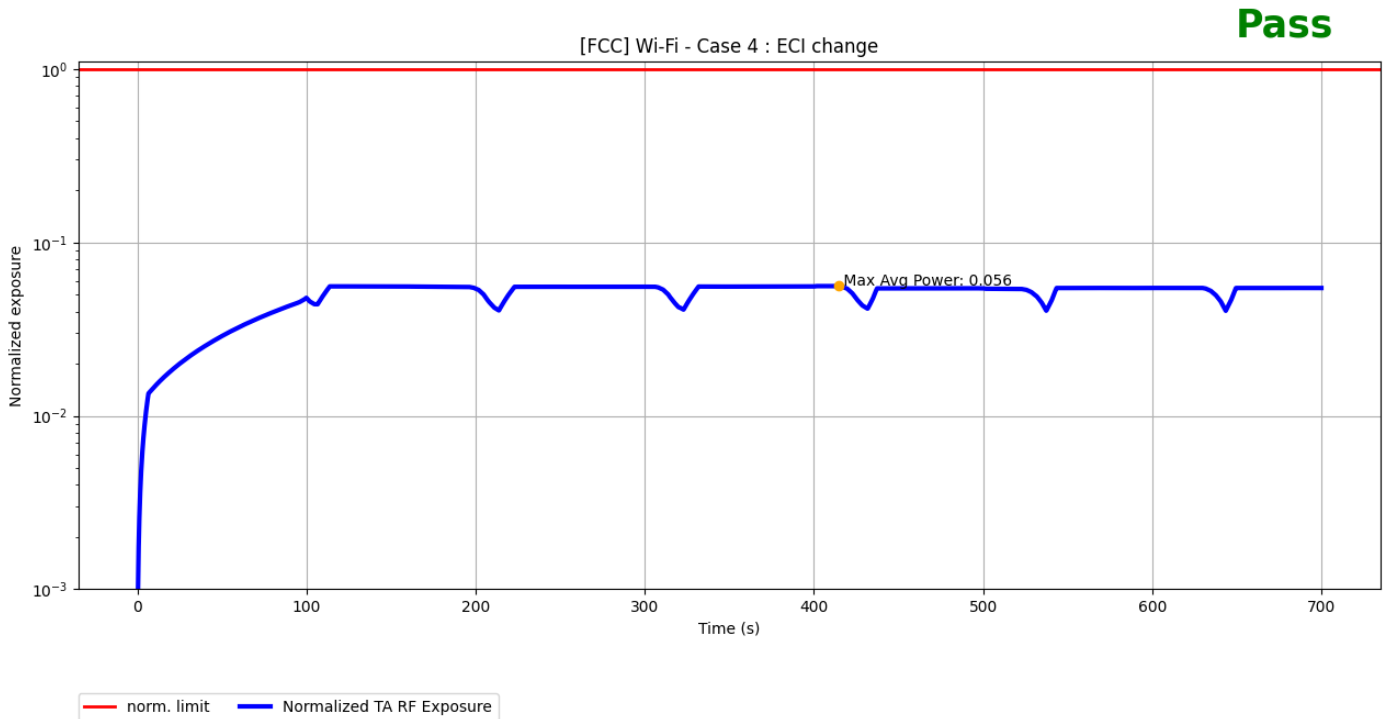


Figure 8-6 Time-averaged SAR over time for test scenario 4

Normalized TA RF Exposure	0.056
---------------------------	-------

NOTE: The instantaneous TX power should be compared with P_WF_SAR_limit of the corresponding configuration, i.e., 14.5 dBm for ECI 1 and 12.5 dBm for ECI 1*, then transformed and averaged in SAR perspective to check compliance. Therefore, even though the time-averaged TX power seems to exceed P_WF_SAR_limit after ECI changes at 400s, the time-averaged SAR meets regulation as a matter of fact.

Unless otherwise stated the results shown in this test report refer only to the sample(s) tested and such sample(s) are retained for 90 days only.

除非另有說明，此報告結果僅對測試之樣品負責，同時此樣品僅保留90天。本報告未經本公司書面許可，不可部份複製。

This document is issued by the Company subject to its General Conditions of Service printed overleaf, available on request or accessible at <http://www.sgs.com.tw/Terms-and-Conditions> and for electronic format documents, subject to Terms and Conditions for Electronic Documents at <http://www.sgs.com.tw/Terms-and-Conditions>. Attention is drawn to the limitation of liability, indemnification and jurisdiction issues defined therein. Any holder of this document is advised that information contained hereon reflects the Company's findings at the time of its intervention only and within the limits of Client's instructions, if any. The Company's sole responsibility is to its Client and this document does not exonerate parties to a transaction from exercising all their rights and obligations under the transaction documents. This document cannot be reproduced except in full, without prior written approval of the Company. Any unauthorized alteration, forgery or falsification of the content or appearance of this document is unlawful and offenders may be prosecuted to the fullest extent of the law.

9. Wi-Fi TA-SAR Validation via SAR Measurements

For SAR measurements, TA-SAR algorithm is implemented in firmware in a phone and a notebook.

9.1 TA-SAR Measurement Results for Scenario 1: TX Mode Change between Normal Mode and Sleep Mode

Mediatek's TA-SAR algorithm is tested by using DASY6. The detailed setting is listed in Table 9-1. Figure 9-1 demonstrates scenario 1-1 of 2.4GHz band TA-SAR measurement result.

Table 9-1 TA-SAR parameters setting for test scenario 1-1

Test band	Max power	$P_{WF_SAR_limit}$
2.4GHz	20 dBm	14.5 dBm

Table 9-3 TA-SAR parameters setting for test scenario 1-2-2

Test band	Max power	$P_{WF_SAR_limit}$
2.4GHz	20 dBm	13 dBm

Unless otherwise stated the results shown in this test report refer only to the sample(s) tested and such sample(s) are retained for 90 days only.

除非另有說明，此報告結果僅對測試之樣品負責，同時此樣品僅保留90天。本報告未經本公司書面許可，不可部份複製。

This document is issued by the Company subject to its General Conditions of Service printed overleaf, available on request or accessible at <http://www.sgs.com.tw/Terms-and-Conditions> and for electronic format documents, subject to Terms and Conditions for Electronic Documents at <http://www.sgs.com.tw/Terms-and-Conditions>. Attention is drawn to the limitation of liability, indemnification and jurisdiction issues defined therein. Any holder of this document is advised that information contained hereon reflects the Company's findings at the time of its intervention only and within the limits of Client's instructions, if any. The Company's sole responsibility is to its Client and this document does not exonerate parties to a transaction from exercising all their rights and obligations under the transaction documents. This document cannot be reproduced except in full, without prior written approval of the Company. Any unauthorized alteration, forgery or falsification of the content or appearance of this document is unlawful and offenders may be prosecuted to the fullest extent of the law.

Pass

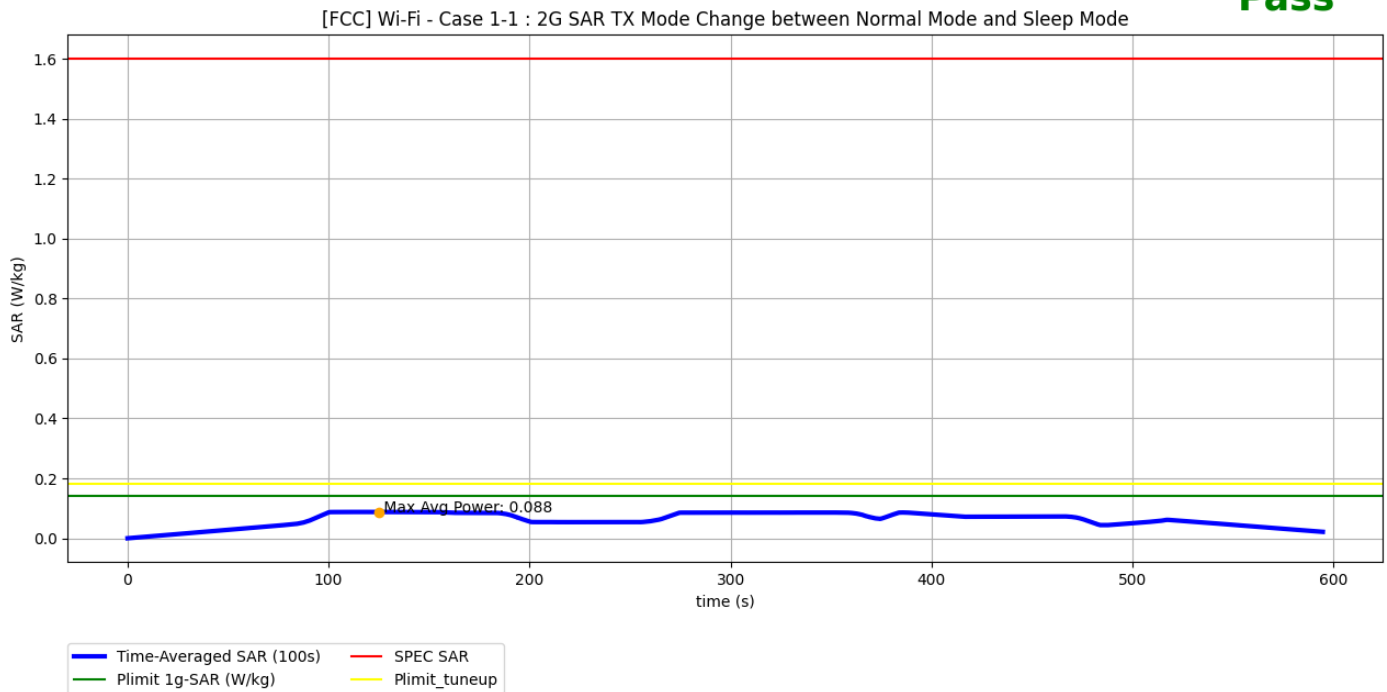


Figure 9-1 Time-averaged SAR measurement for scenario 1-1

FCC 1gSAR limit	1.6 W/kg
Max 100s-time averaged 1gSAR	0.088 W/kg
Validation result: pass	

Unless otherwise stated the results shown in this test report refer only to the sample(s) tested and such sample(s) are retained for 90 days only.

除非另有說明，此報告結果僅對測試之樣品負責，同時此樣品僅保留90天。本報告未經本公司書面許可，不可部份複製。

This document is issued by the Company subject to its General Conditions of Service printed overleaf, available on request or accessible at <http://www.sgs.com.tw/Terms-and-Conditions> and for electronic format documents, subject to Terms and Conditions for Electronic Documents at <http://www.sgs.com.tw/Terms-and-Conditions>. Attention is drawn to the limitation of liability, indemnification and jurisdiction issues defined therein. Any holder of this document is advised that information contained hereon reflects the Company's findings at the time of its intervention only and within the limits of Client's instructions, if any. The Company's sole responsibility is to its Client and this document does not exonerate parties to a transaction from exercising all their rights and obligations under the transaction documents. This document cannot be reproduced except in full, without prior written approval of the Company. Any unauthorized alteration, forgery or falsification of the content or appearance of this document is unlawful and offenders may be prosecuted to the fullest extent of the law.

Pass

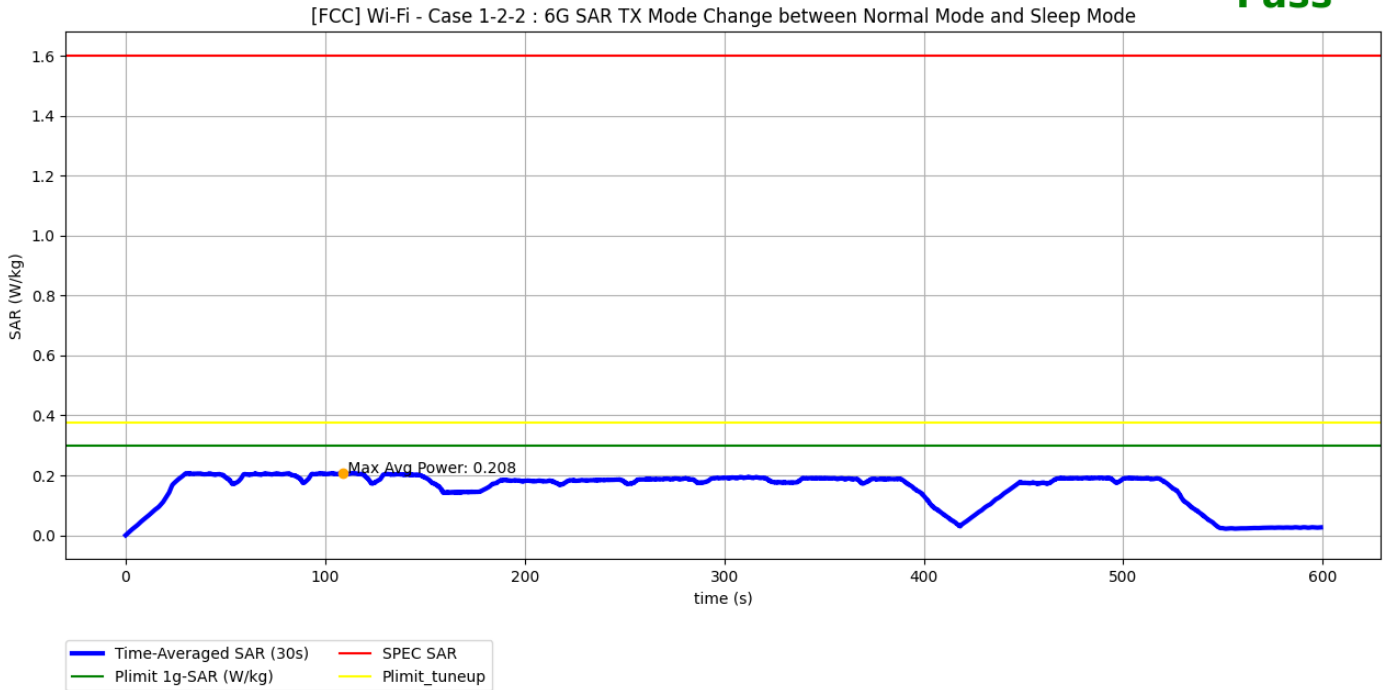


Figure 9-2 Time-averaged SAR measurement for scenario 1-2-2

FCC 1gSAR limit	1.6 W/kg
Max 100s-time averaged 1gSAR	0.208 W/kg
Validation result: pass	

Unless otherwise stated the results shown in this test report refer only to the sample(s) tested and such sample(s) are retained for 90 days only.

除非另有說明，此報告結果僅對測試之樣品負責，同時此樣品僅保留90天。本報告未經本公司書面許可，不可部份複製。

This document is issued by the Company subject to its General Conditions of Service printed overleaf, available on request or accessible at <http://www.sgs.com.tw/Terms-and-Conditions> and for electronic format documents, subject to Terms and Conditions for Electronic Documents at <http://www.sgs.com.tw/Terms-and-Conditions>. Attention is drawn to the limitation of liability, indemnification and jurisdiction issues defined therein. Any holder of this document is advised that information contained hereon reflects the Company's findings at the time of its intervention only and within the limits of Client's instructions, if any. The Company's sole responsibility is to its Client and this document does not exonerate parties to a transaction from exercising all their rights and obligations under the transaction documents. This document cannot be reproduced except in full, without prior written approval of the Company. Any unauthorized alteration, forgery or falsification of the content or appearance of this document is unlawful and offenders may be prosecuted to the fullest extent of the law.

10. Wi-Fi TA-PD Validation via Conducted Power Measurements

For conducted power measurements, TA-PD algorithm is implemented in firmware in a phone and a notebook.

10.1 Conducted Power Measurement Results for

Scenario 1: TX Mode Change between Normal Mode and Sleep Mode

This test is the conducted power measurement for Wi-Fi PD 6GHz band TX mode change. The detailed setting is listed in Table 10-1. Figure 10-1 demonstrates the DUT's instantaneous conducted TX power, the time-averaged conducted TX power behavior over time, and the power limit. Figure 10-1 illustrates the corresponding time-averaged PD over time converted from the TX time-averaged power by using the equation listed in section 5.2.2. As seen in this figure, the time-averaged PD does not exceed the FCC limit.

Table 10-1 TA-PD parameters setting for test scenario 1-2-1

Test band	Max power	$P_{WF_SAR_limit}$
6GHz	20 dBm	13 dBm

Unless otherwise stated the results shown in this test report refer only to the sample(s) tested and such sample(s) are retained for 90 days only.

除非另有說明，此報告結果僅對測試之樣品負責，同時此樣品僅保留90天。本報告未經本公司書面許可，不可部份複製。

This document is issued by the Company subject to its General Conditions of Service printed overleaf, available on request or accessible at <http://www.sgs.com.tw/Terms-and-Conditions> and for electronic format documents, subject to Terms and Conditions for Electronic Documents at <http://www.sgs.com.tw/Terms-and-Conditions>. Attention is drawn to the limitation of liability, indemnification and jurisdiction issues defined therein. Any holder of this document is advised that information contained hereon reflects the Company's findings at the time of its intervention only and within the limits of Client's instructions, if any. The Company's sole responsibility is to its Client and this document does not exonerate parties to a transaction from exercising all their rights and obligations under the transaction documents. This document cannot be reproduced except in full, without prior written approval of the Company. Any unauthorized alteration, forgery or falsification of the content or appearance of this document is unlawful and offenders may be prosecuted to the fullest extent of the law.

Pass

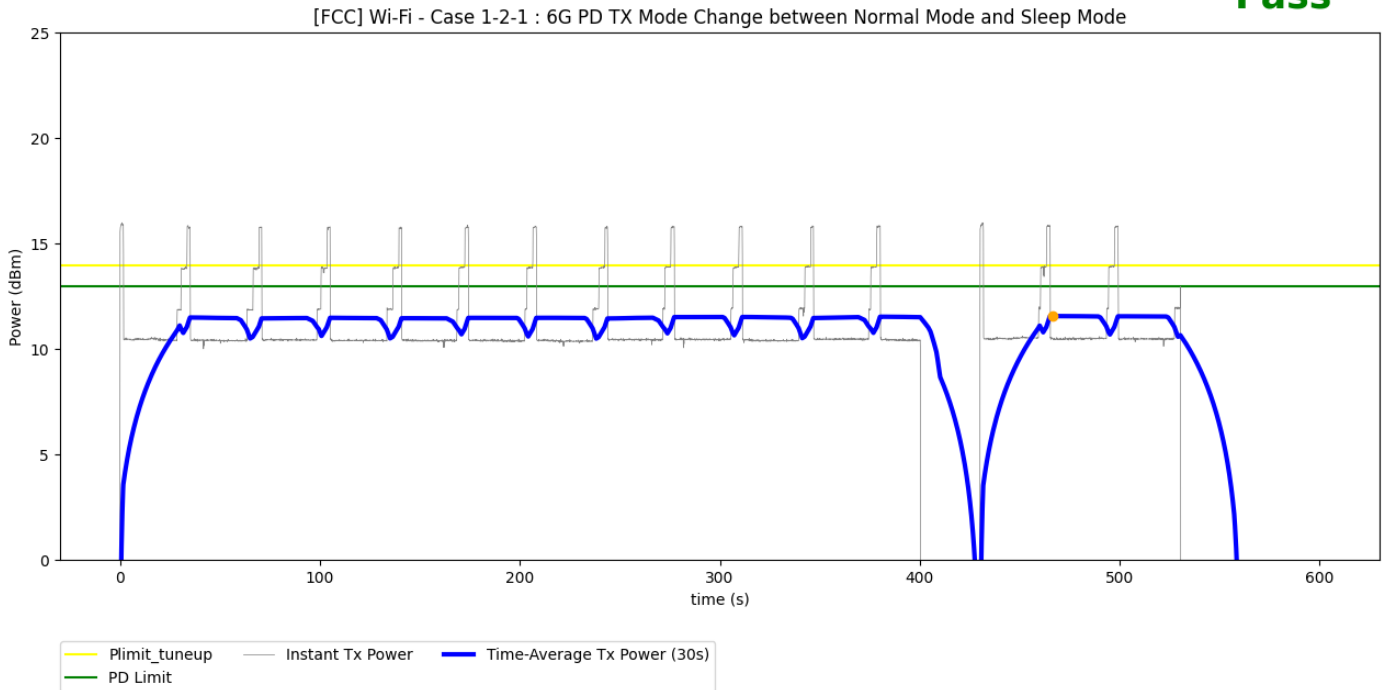


Figure 10-1 Time-averaged conducted TX power over time for test scenario 1-2-1

Maximum time-averaged conducted power	11.574(dBm)
---------------------------------------	-------------

Unless otherwise stated the results shown in this test report refer only to the sample(s) tested and such sample(s) are retained for 90 days only.

除非另有說明，此報告結果僅對測試之樣品負責，同時此樣品僅保留90天。本報告未經本公司書面許可，不可部份複製。

This document is issued by the Company subject to its General Conditions of Service printed overleaf, available on request or accessible at <http://www.sgs.com.tw/Terms-and-Conditions> and for electronic format documents, subject to Terms and Conditions for Electronic Documents at <http://www.sgs.com.tw/Terms-and-Conditions>. Attention is drawn to the limitation of liability, indemnification and jurisdiction issues defined therein. Any holder of this document is advised that information contained hereon reflects the Company's findings at the time of its intervention only and within the limits of Client's instructions, if any. The Company's sole responsibility is to its Client and this document does not exonerate parties to a transaction from exercising all their rights and obligations under the transaction documents. This document cannot be reproduced except in full, without prior written approval of the Company. Any unauthorized alteration, forgery or falsification of the content or appearance of this document is unlawful and offenders may be prosecuted to the fullest extent of the law.

11.Wi-Fi TA-PD Validation via PD Measurements

For PD measurements, TA-PD algorithm is implemented in firmware in a phone and a notebook.

11.1 TA-PD Measurement Results for Scenario 1: TX Mode Change between Normal Mode and Sleep Mode

Mediatek's TA-PD algorithm is tested by using DASY 6 system. The detailed setting is listed in Table 11-1. Figure 11-1 demonstrates scenario 1 of 6GHz band TA-PD measurement result.

Table 11-1 TA-SAR parameters setting for test scenario 1-2-1

Test band	Max power	$P_{WF_SAR_limit}$
6GHz	20 dBm	13 dBm

Unless otherwise stated the results shown in this test report refer only to the sample(s) tested and such sample(s) are retained for 90 days only.

除非另有說明，此報告結果僅對測試之樣品負責，同時此樣品僅保留90天。本報告未經本公司書面許可，不可部份複製。

This document is issued by the Company subject to its General Conditions of Service printed overleaf, available on request or accessible at <http://www.sgs.com.tw/Terms-and-Conditions> and for electronic format documents, subject to Terms and Conditions for Electronic Documents at <http://www.sgs.com.tw/Terms-and-Conditions>. Attention is drawn to the limitation of liability, indemnification and jurisdiction issues defined therein. Any holder of this document is advised that information contained hereon reflects the Company's findings at the time of its intervention only and within the limits of Client's instructions, if any. The Company's sole responsibility is to its Client and this document does not exonerate parties to a transaction from exercising all their rights and obligations under the transaction documents. This document cannot be reproduced except in full, without prior written approval of the Company. Any unauthorized alteration, forgery or falsification of the content or appearance of this document is unlawful and offenders may be prosecuted to the fullest extent of the law.

Pass

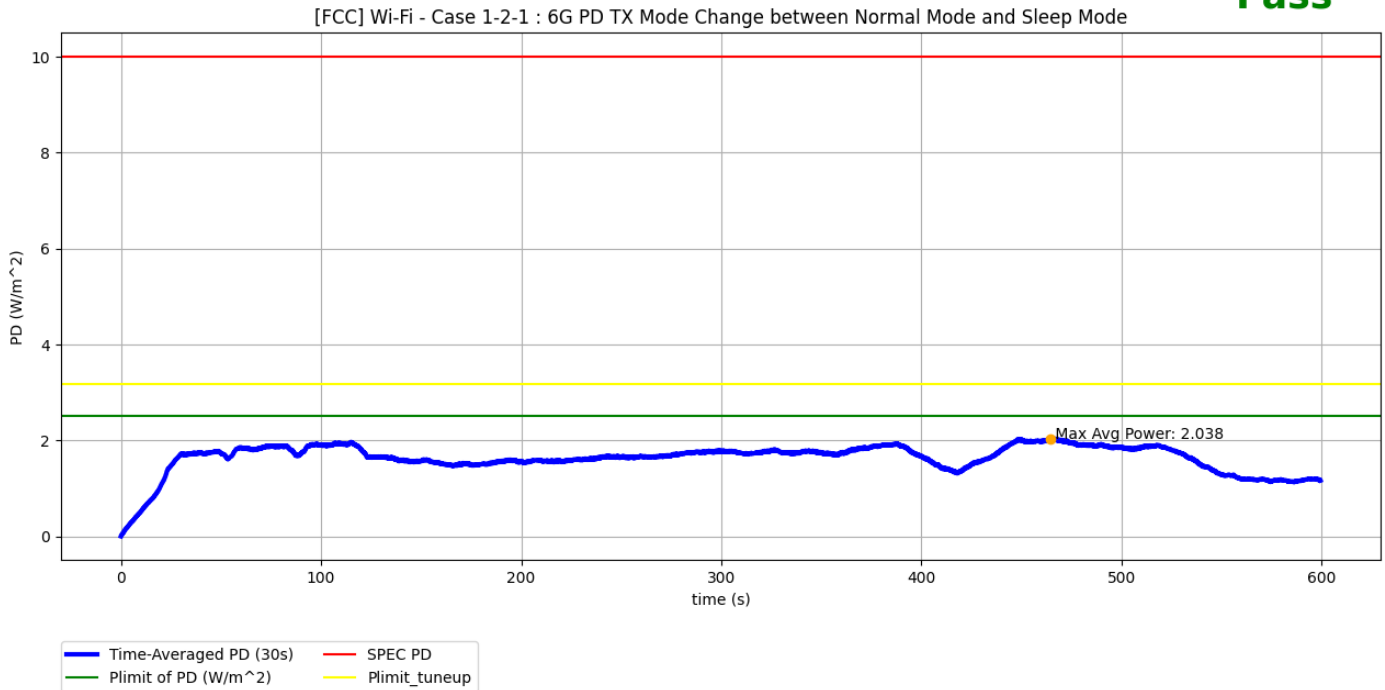


Figure 11-1 Time-averaged SAR measurement for scenario 1-2-1

FCC PD limit	10 W/m ²
Max 30s-time averaged PD	2.038 W/m ²
Validation result: pass	

Unless otherwise stated the results shown in this test report refer only to the sample(s) tested and such sample(s) are retained for 90 days only.

除非另有說明，此報告結果僅對測試之樣品負責，同時此樣品僅保留90天。本報告未經本公司書面許可，不可部份複製。

This document is issued by the Company subject to its General Conditions of Service printed overleaf, available on request or accessible at <http://www.sgs.com.tw/Terms-and-Conditions> and for electronic format documents, subject to Terms and Conditions for Electronic Documents at <http://www.sgs.com.tw/Terms-and-Conditions>. Attention is drawn to the limitation of liability, indemnification and jurisdiction issues defined therein. Any holder of this document is advised that information contained hereon reflects the Company's findings at the time of its intervention only and within the limits of Client's instructions, if any. The Company's sole responsibility is to its Client and this document does not exonerate parties to a transaction from exercising all their rights and obligations under the transaction documents. This document cannot be reproduced except in full, without prior written approval of the Company. Any unauthorized alteration, forgery or falsification of the content or appearance of this document is unlawful and offenders may be prosecuted to the fullest extent of the law.

12. Conclusions

This document proves Mediatek's TA-SAR and TA-PD algorithms can meet the FCC SAR and PD regulations with the proposed test scenarios and procedures. Based on the provided measurement results, it is concluded that Mediatek's TA-SAR and TA-PD algorithms can be tested by using the proposed test methodology for FCC compliance.


Unless otherwise stated the results shown in this test report refer only to the sample(s) tested and such sample(s) are retained for 90 days only.

除非另有說明，此報告結果僅對測試之樣品負責，同時此樣品僅保留90天。本報告未經本公司書面許可，不可部份複製。

This document is issued by the Company subject to its General Conditions of Service printed overleaf, available on request or accessible at <http://www.sgs.com.tw/Terms-and-Conditions> and for electronic format documents, subject to Terms and Conditions for Electronic Documents at <http://www.sgs.com.tw/Terms-and-Conditions>. Attention is drawn to the limitation of liability, indemnification and jurisdiction issues defined therein. Any holder of this document is advised that information contained hereon reflects the Company's findings at the time of its intervention only and within the limits of Client's instructions, if any. The Company's sole responsibility is to its Client and this document does not exonerate parties to a transaction from exercising all their rights and obligations under the transaction documents. This document cannot be reproduced except in full, without prior written approval of the Company. Any unauthorized alteration, forgery or falsification of the content or appearance of this document is unlawful and offenders may be prosecuted to the fullest extent of the law.

Appendix A. cDASY6 System Verification

EX3DV4 E-Field Probe


Construction	Symmetrical design with triangular core Built-in shielding against static charges PEEK enclosure material (resistant to organic solvents, e.g., DGBE)	
Calibration	Basic Broad Band Calibration in air Conversion Factors (CF) for HSL 2450/6500 MHz Additional CF for other liquids and frequencies upon request	
Frequency	10 MHz to > 6 GHz	
Directivity	± 0.3 dB in HSL (rotation around probe axis) ± 0.5 dB in tissue material (rotation normal to probe axis)	
Dynamic Range	10 µW/g to > 100 mW/g Linearity: ± 0.2 dB (noise: typically < 1 µW/g)	
Dimensions	Tip diameter: 2.5 mm	
Application	High precision dosimetric measurements in any exposure scenario (e.g., very strong gradient fields). Only probe which enables compliance testing for frequencies up to 6 GHz with precision of better 30%.	

Unless otherwise stated the results shown in this test report refer only to the sample(s) tested and such sample(s) are retained for 90 days only.


除非另有說明，此報告結果僅對測試之樣品負責，同時此樣品僅保留90天。本報告未經本公司書面許可，不可部份複製。

This document is issued by the Company subject to its General Conditions of Service printed overleaf, available on request or accessible at <http://www.sgs.com.tw/Terms-and-Conditions> and for electronic format documents, subject to Terms and Conditions for Electronic Documents at <http://www.sgs.com.tw/Terms-and-Conditions>. Attention is drawn to the limitation of liability, indemnification and jurisdiction issues defined therein. Any holder of this document is advised that information contained hereon reflects the Company's findings at the time of its intervention only and within the limits of Client's instructions, if any. The Company's sole responsibility is to its Client and this document does not exonerate parties to a transaction from exercising all their rights and obligations under the transaction documents. This document cannot be reproduced except in full, without prior written approval of the Company. Any unauthorized alteration, forgery or falsification of the content or appearance of this document is unlawful and offenders may be prosecuted to the fullest extent of the law.

PHANTOM (ELI)

Model	ELI	
Construction	The ELI phantom is used for compliance testing of handheld and body-mounted wireless devices in the frequency range of 30 MHz to 6 GHz. ELI is fully compatible with the IEC 62209-2 standard and all known tissue simulating liquids. ELI has been optimized regarding its performance and can be integrated into our standard phantom tables. A cover prevents evaporation of the liquid. Reference markings on the phantom allow installation of the complete setup, including all predefined phantom positions and measurement grids, by teaching three points. The phantom is compatible with all SPEAG dosimetric probes and dipoles.	
Shell Thickness	2 ± 0.2 mm	
Filling Volume	Approx. 30 liters	
Dimensions	Major axis: 600 mm Minor axis: 400 mm	

DEVICE HOLDER

Construction	The device holder (Supporter) for Notebook is made by POM (polyoxymethylene resin) , which is non-metal and non-conductive. The height can be adjusted to fit varies kind of notebooks.	 <p style="text-align: center;">Device Holder</p>
--------------	---	---

Unless otherwise stated the results shown in this test report refer only to the sample(s) tested and such sample(s) are retained for 90 days only.

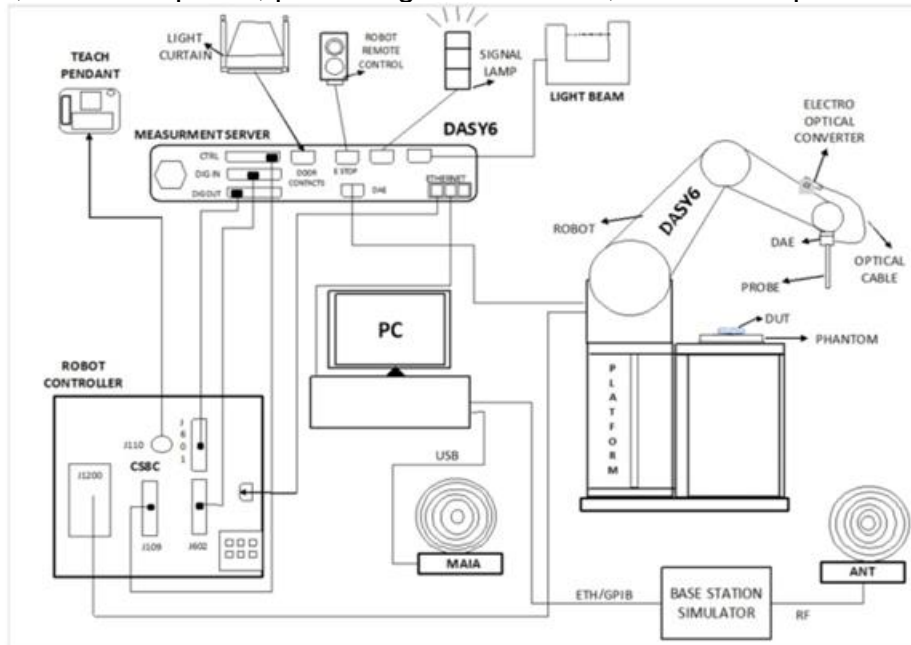
除非另有說明，此報告結果僅對測試之樣品負責，同時此樣品僅保留90天。本報告未經本公司書面許可，不可部份複製。

This document is issued by the Company subject to its General Conditions of Service printed overleaf, available on request or accessible at <http://www.sgs.com.tw/Terms-and-Conditions> and for electronic format documents, subject to Terms and Conditions for Electronic Documents at <http://www.sgs.com.tw/Terms-and-Conditions>. Attention is drawn to the limitation of liability, indemnification and jurisdiction issues defined therein. Any holder of this document is advised that information contained hereon reflects the Company's findings at the time of its intervention only and within the limits of Client's instructions, if any. The Company's sole responsibility is to its Client and this document does not exonerate parties to a transaction from exercising all their rights and obligations under the transaction documents. This document cannot be reproduced except in full, without prior written approval of the Company. Any unauthorized alteration, forgery or falsification of the content or appearance of this document is unlawful and offenders may be prosecuted to the fullest extent of the law.

PD system

Block Diagram (DASY6)

Power density measurements for mmWave frequencies were performed using SPEAG DASY6 with cDASY6 5G module. The DASY6 included a high precision robotics system (Staubli), robot controller, desktop computer, near-field probe, probe alignment sensor, and the 5G phantom cover.


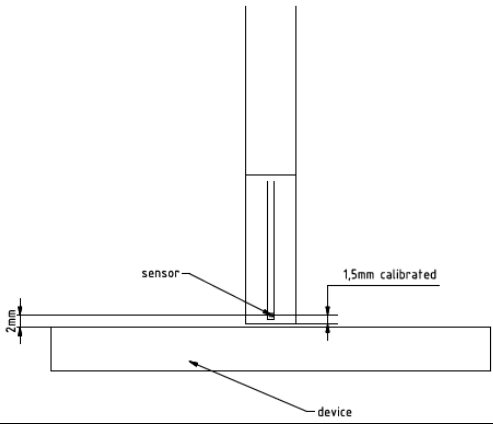


EUmmWVx probe

The EUmmWVx probe is based on the pseudo-vector probe design, which not only measures the field magnitude but also derives its polarization ellipse. The design entails two small 0.8mm dipole sensors mechanically protected by high-density foam, printed on both sides of a 0.9mm wide and 0.12mm thick glass substrate. The body of the probe is specifically constructed to minimize distortion by the scattered fields. The probe consist of two sensors with different angles (1 and 2) arranged in the same plane in the probe axis. Three or more measurements of the two sensors are taken for different probe rotational angles to derive the amplitude and polarization information. The probe design allows measurements at distances as small as 2mm from the sensors to the surface of the device under test (DUT). The typical sensor to probe tip distance is 1.5 mm. The exact distance is calibrated.

Unless otherwise stated the results shown in this test report refer only to the sample(s) tested and such sample(s) are retained for 90 days only.
 除非另有說明，此報告結果僅對測試之樣品負責，同時此樣品僅保留90天。本報告未經本公司書面許可，不可部份複製。

This document is issued by the Company subject to its General Conditions of Service printed overleaf, available on request or accessible at <http://www.sgs.com.tw/Terms-and-Conditions> and for electronic format documents, subject to Terms and Conditions for Electronic Documents at <http://www.sgs.com.tw/Terms-and-Conditions>. Attention is drawn to the limitation of liability, indemnification and jurisdiction issues defined therein. Any holder of this document is advised that information contained hereon reflects the Company's findings at the time of its intervention only and within the limits of Client's instructions, if any. The Company's sole responsibility is to its Client and this document does not exonerate parties to a transaction from exercising all their rights and obligations under the transaction documents. This document cannot be reproduced except in full, without prior written approval of the Company. Any unauthorized alteration, forgery or falsification of the content or appearance of this document is unlawful and offenders may be prosecuted to the fullest extent of the law.

	<p>Two dipoles optimally arranged to obtain pseudo-vector information. Minimum 3 measurements/ point, 120° rotated around probe axis.</p> <p>Sensors (0.8mm length) printed on glass substrate protected by high density foam. Low perturbation of the measured field. Requires positioner which can do accurate probe rotation.</p>
Frequency Range	750 MHz – 110 GHz
Dynamic Range	< 20 V/m – 10,000 V/m with PRE-10 (min < 50 V/m - 3000 V/m)
Position Precision	< 0.2 mm (DASY6)
Dimensions	<p>Overall length: 337 mm (tip: 20 mm)</p> <p>Tip diameter: encapsulation 8 mm (internal sensor < 1mm)</p> <p>Distance from probe tip to dipole centers: < 2 mm. Sensor displacement to probe's calibration point: < 0.3 mm</p>
Applications 	<p>E-field measurements of 5G devices and other mm-wave transmitters operating above 10GHz in < 2 mm distance from device (free-space). Power density, H-field and far-field analysis using total field reconstruction (cDASY6 5G module required)</p>
Compatibility	cDASY6 + 5G-Module SW1.0 and higher

Unless otherwise stated the results shown in this test report refer only to the sample(s) tested and such sample(s) are retained for 90 days only.

除非另有說明，此報告結果僅對測試之樣品負責，同時此樣品僅保留90天。本報告未經本公司書面許可，不可部份複製。

This document is issued by the Company subject to its General Conditions of Service printed overleaf, available on request or accessible at <http://www.sgs.com.tw/Terms-and-Conditions> and for electronic format documents, subject to Terms and Conditions for Electronic Documents at <http://www.sgs.com.tw/Terms-and-Conditions>. Attention is drawn to the limitation of liability, indemnification and jurisdiction issues defined therein. Any holder of this document is advised that information contained hereon reflects the Company's findings at the time of its intervention only and within the limits of Client's instructions, if any. The Company's sole responsibility is to its Client and this document does not exonerate parties to a transaction from exercising all their rights and obligations under the transaction documents. This document cannot be reproduced except in full, without prior written approval of the Company. Any unauthorized alteration, forgery or falsification of the content or appearance of this document is unlawful and offenders may be prosecuted to the fullest extent of the law.

mmWave Phantom

The mmWave Phantom approximates free-space conditions, allowing for the evaluation of the antenna side of the device and the front (screen) side or any opposite-radiating side of wireless devices operating above 10 GHz without distorting the RF field. It consists of a 40mm thick Rohacell plate used as a test bed, which has a loss tangent ($\tan\delta$) ≤ 0.05 and a relative permittivity (ϵ_r) ≤ 1.2 . High-performance RF absorbers are placed below the foam.

Unless otherwise stated the results shown in this test report refer only to the sample(s) tested and such sample(s) are retained for 90 days only.

除非另有說明，此報告結果僅對測試之樣品負責，同時此樣品僅保留90天。本報告未經本公司書面許可，不可部份複製。

This document is issued by the Company subject to its General Conditions of Service printed overleaf, available on request or accessible at <http://www.sgs.com.tw/Terms-and-Conditions> and for electronic format documents, subject to Terms and Conditions for Electronic Documents at <http://www.sgs.com.tw/Terms-and-Conditions>. Attention is drawn to the limitation of liability, indemnification and jurisdiction issues defined therein. Any holder of this document is advised that information contained hereon reflects the Company's findings at the time of its intervention only and within the limits of Client's instructions, if any. The Company's sole responsibility is to its Client and this document does not exonerate parties to a transaction from exercising all their rights and obligations under the transaction documents. This document cannot be reproduced except in full, without prior written approval of the Company. Any unauthorized alteration, forgery or falsification of the content or appearance of this document is unlawful and offenders may be prosecuted to the fullest extent of the law.

Appendix B. Instruments List

Equipment List					
Manufacturer	Device	Type	Serial number	Date of last calibration	Date of next calibration
SPEAG	Data acquisition Electronics	DAE4	547	Jan/18/2024	Jan/17/2025
SPEAG	Dosimetric E-Field Probe	EX3DV4	7712	Apr/14/2023	Apr/13/2024
SPEAG	E-field Probe for Near Field Application	EUmmWV4	9635	Apr/20/2023	Apr/19/2024
SPEAG	System Validation Dipole	D2450V2	727	Apr/25/2023	Apr/24/2024
SPEAG	System Validation Dipole	D6.5GHzV2	1006	Aug/16/2023	Aug/15/2024
SPEAG	5G Verification Source 10GHz	5G-Veri10	1021	Jan/17/2024	Jan/16/2025
SPEAG	Dielectric Assessment Kit	DAKS-3.5	1053	Feb/27/2023	Feb/26/2024
R&S	MXG Analog Signal Generator	SMB100A03	182012	May/23/2023	May/22/2024
Agilent	Dual-directional coupler	772D	MY52180142	Oct/23/2023	Oct/22/2024
Agilent	Dual-directional coupler	778D	MY52180302	Oct/23/2023	Oct/22/2024
EMCI	Amplifier	ZVE-8G	980190	Calibration not required	Calibration not required
SPEAG	Software	DASY 6 V16.0.2.136	N/A	Calibration not required	Calibration not required
SPEAG	Software	DASY 6 mmWave V2.4.2.62	N/A	Calibration not required	Calibration not required
SPEAG	Phantom	ELI	N/A	Calibration not required	Calibration not required
SPEAG	Phantom	mmWave Phantom	N/A	Calibration not required	Calibration not required
Keysight	EXA Signal Analyzer	N9010A	MY57120290	Apr/12/2023	Dec/11/2024
TECPEL	Digital thermometer	DTM-303A	TP130077	Sep/25/2023	Sep/24/2024

Unless otherwise stated the results shown in this test report refer only to the sample(s) tested and such sample(s) are retained for 90 days only.

除非另有說明，此報告結果僅對測試之樣品負責，同時此樣品僅保留90天。本報告未經本公司書面許可，不可部份複製。

This document is issued by the Company subject to its General Conditions of Service printed overleaf, available on request or accessible at <http://www.sgs.com.tw/Terms-and-Conditions> and for electronic format documents, subject to Terms and Conditions for Electronic Documents at <http://www.sgs.com.tw/Terms-and-Conditions>. Attention is drawn to the limitation of liability, indemnification and jurisdiction issues defined therein. Any holder of this document is advised that information contained hereon reflects the Company's findings at the time of its intervention only and within the limits of Client's instructions, if any. The Company's sole responsibility is to its Client and this document does not exonerate parties to a transaction from exercising all their rights and obligations under the transaction documents. This document cannot be reproduced except in full, without prior written approval of the Company. Any unauthorized alteration, forgery or falsification of the content or appearance of this document is unlawful and offenders may be prosecuted to the fullest extent of the law.

Appendix C Tissue and System Verification

• Tissue Verification

The following tissue formulations are provided for reference only as some of the parameters have not been thoroughly verified. The composition of ingredients may be modified accordingly to achieve the desired target tissue parameters required for routine SAR evaluation.

The composition of the brain tissue simulating liquid is:

Simulating Liquids for 600 MHz -10 GHz, Manufactured by SPEAG:

Broad-band head tissue simulating liquids	SPEAG Product	Frequency range (MHz)	Main Ingredients
	HBBL600-10000V6	600 - 10000	Water, Oil

• Tissue Simulant Fluid for the Frequency Band

The dielectric properties for this Head-simulant fluid were measured by using the SPEAG Dielectric Assessment Kit (DAKS-3.5)

All dielectric parameters of tissue simulates were measured within 24 hours of SAR measurements. The measured conductivity and permittivity are all within $\pm 5\%$ of the target values.

The depth of the tissue simulant in the flat section of the phantom was $\geq 15 \text{ cm} \pm 5 \text{ mm}$ during all tests. (Fig. 2)

Measured Frequency (MHz)	Target Dielectric Constant, ϵ_r	Target Conductivity, σ (S/m)	Measured Dielectric Constant, ϵ_r	Measured Conductivity, σ (S/m)	% dev ϵ_r	% dev σ	Limit	Measurement Date	Liquid Temp. (°C)	Ambient Temp (°C)
2442	39.214	1.793	38.782	1.812	-1.10%	1.06%	$\pm 5\%$	Feb. 16, 2024	22.4	22.1
2450	39.200	1.800	38.723	1.824	-1.22%	1.33%	$\pm 5\%$	Feb. 16, 2024	22.4	22.1
6135	34.938	5.639	35.619	5.726	1.95%	1.54%	$\pm 5\%$	Feb. 16, 2024	22.5	22.3
6500	34.500	6.070	35.227	6.137	2.11%	1.10%	$\pm 5\%$	Feb. 16, 2024	22.5	22.3

Unless otherwise stated the results shown in this test report refer only to the sample(s) tested and such sample(s) are retained for 90 days only.

除非另有說明，此報告結果僅對測試之樣品負責，同時此樣品僅保留90天。本報告未經本公司書面許可，不可部份複製。

This document is issued by the Company subject to its General Conditions of Service printed overleaf, available on request or accessible at <http://www.sgs.com.tw/Terms-and-Conditions> and for electronic format documents, subject to Terms and Conditions for Electronic Documents at <http://www.sgs.com.tw/Terms-and-Conditions>. Attention is drawn to the limitation of liability, indemnification and jurisdiction issues defined therein. Any holder of this document is advised that information contained hereon reflects the Company's findings at the time of its intervention only and within the limits of Client's instructions, if any. The Company's sole responsibility is to its Client and this document does not exonerate parties to a transaction from exercising all their rights and obligations under the transaction documents. This document cannot be reproduced except in full, without prior written approval of the Company. Any unauthorized alteration, forgery or falsification of the content or appearance of this document is unlawful and offenders may be prosecuted to the fullest extent of the law.

• **System Verification**

The microwave circuit arrangement for system verification is sketched in Fig. b. The daily system accuracy verification occurs within the flat section of the SAM phantom. A SAR measurement was performed to see if the measured SAR was within +/- 10% from the target SAR values. These tests were done at 1900/2600MHz. The tests were conducted on the same days as the measurement of the DUT. The obtained results from the system accuracy verification are displayed in the table 1 (SAR values are normalized to 1W forward power delivered to the dipole). During the tests, the liquid depth above the ear reference points was above 15 cm in all the cases. It is seen that the system is operating within its specification, as the results are within acceptable tolerance of the reference values.

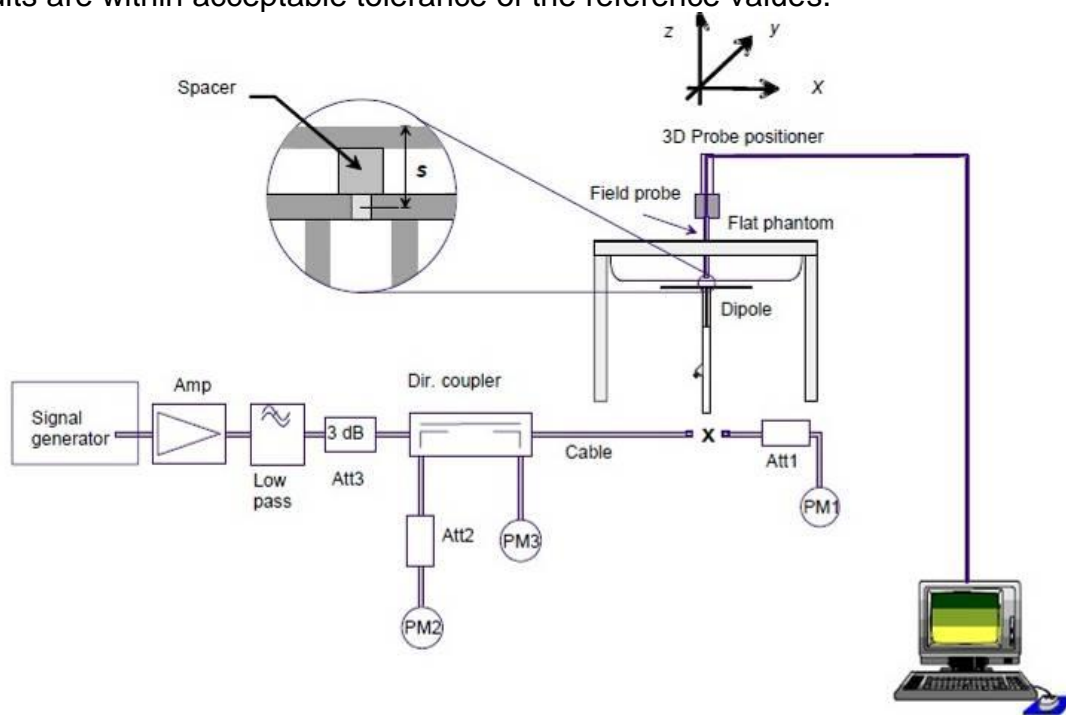


Fig. b The block diagram of system verification

Unless otherwise stated the results shown in this test report refer only to the sample(s) tested and such sample(s) are retained for 90 days only.

除非另有說明，此報告結果僅對測試之樣品負責，同時此樣品僅保留90天。本報告未經本公司書面許可，不可部份複製。

This document is issued by the Company subject to its General Conditions of Service printed overleaf, available on request or accessible at <http://www.sgs.com.tw/Terms-and-Conditions> and for electronic format documents, subject to Terms and Conditions for Electronic Documents at <http://www.sgs.com.tw/Terms-and-Conditions>. Attention is drawn to the limitation of liability, indemnification and jurisdiction issues defined therein. Any holder of this document is advised that information contained hereon reflects the Company's findings at the time of its intervention only and within the limits of Client's instructions, if any. The Company's sole responsibility is to its Client and this document does not exonerate parties to a transaction from exercising all their rights and obligations under the transaction documents. This document cannot be reproduced except in full, without prior written approval of the Company. Any unauthorized alteration, forgery or falsification of the content or appearance of this document is unlawful and offenders may be prosecuted to the fullest extent of the law.

Validation Kit	S/N	Frequency (MHz)	1W Target 1g-SAR (W/kg)	pin=250mW Measured 1g-SAR (W/kg)	Normalized to 1W 1g-SAR (W/kg)	Deviation (%)	Limit	Measurement Date
D2450V2	727	2450	53.1	13.5	54	1.69	± 10%	Feb.16,2024

Validation Kit	S/N	Frequency (MHz)	1W Target 1g-SAR (W/kg)	pin=100mW Measured 1g-SAR (W/kg)	Normalized to 1W 1g-SAR (W/kg)	Deviation (%)	Limit	Measurement Date
D6.5GHzV2	1006	6500	296	29.5	295	-0.34	± 10%	Feb.16,2024

Validation Kit	S/N	Frequency (MHz)	1W Target APD (W/m ²) (4cm ²)	pin=100mW Measured APD (W/m ²) (4cm ²)	Normalized to 1W APD (W/m ²) (4cm ²)	Deviation (%)	Limit	Measurement Date
D6.5GHzV2	1006	6500	1330	129	1290	-3.01	± 10%	Feb.16,2024

Unless otherwise stated the results shown in this test report refer only to the sample(s) tested and such sample(s) are retained for 90 days only.

除非另有說明，此報告結果僅對測試之樣品負責，同時此樣品僅保留90天。本報告未經本公司書面許可，不可部份複製。


This document is issued by the Company subject to its General Conditions of Service printed overleaf, available on request or accessible at <http://www.sgs.com.tw/Terms-and-Conditions> and for electronic format documents, subject to Terms and Conditions for Electronic Documents at <http://www.sgs.com.tw/Terms-and-Conditions>. Attention is drawn to the limitation of liability, indemnification and jurisdiction issues defined therein. Any holder of this document is advised that information contained hereon reflects the Company's findings at the time of its intervention only and within the limits of Client's instructions, if any. The Company's sole responsibility is to its Client and this document does not exonerate parties to a transaction from exercising all their rights and obligations under the transaction documents. This document cannot be reproduced except in full, without prior written approval of the Company. Any unauthorized alteration, forgery or falsification of the content or appearance of this document is unlawful and offenders may be prosecuted to the fullest extent of the law.

PD SYSTEM VERIFICATION

System check

The system was verified to be within ± 0.66 dB of the power density targets on the calibration certificate according to the test system specification in the user's manual and calibration facility recommendation. The 0.66 dB deviation threshold represents the expanded uncertainty for system performance checks using SPEAG's mmWave verification sources. The same spatial resolution and measurement region used in the source calibration was applied during the system check.

The measured power density distribution of verification source was also confirmed through visual inspection to have no noticeable differences, both spatially (shape) and numerically (level) from the distribution provided by the manufacturer, per November 2017 TCBC Workshop Notes.



System Verification Setup Photo

Unless otherwise stated the results shown in this test report refer only to the sample(s) tested and such sample(s) are retained for 90 days only.

除非另有說明，此報告結果僅對測試之樣品負責，同時此樣品僅保留90天。本報告未經本公司書面許可，不可部份複製。

This document is issued by the Company subject to its General Conditions of Service printed overleaf, available on request or accessible at <http://www.sgs.com.tw/Terms-and-Conditions> and for electronic format documents, subject to Terms and Conditions for Electronic Documents at <http://www.sgs.com.tw/Terms-and-Conditions>. Attention is drawn to the limitation of liability, indemnification and jurisdiction issues defined therein. Any holder of this document is advised that information contained hereon reflects the Company's findings at the time of its intervention only and within the limits of Client's instructions, if any. The Company's sole responsibility is to its Client and this document does not exonerate parties to a transaction from exercising all their rights and obligations under the transaction documents. This document cannot be reproduced except in full, without prior written approval of the Company. Any unauthorized alteration, forgery or falsification of the content or appearance of this document is unlawful and offenders may be prosecuted to the fullest extent of the law.

System check result

The system was verified to be within ± 0.66 dB of the power density targets on the calibration certificate according to the test system specification in the user's manual and calibration facility recommendation. The 0.66 dB deviation threshold represents the expanded uncertainty for system performance checks using SPEAG's mmWave verification sources. The same spatial resolution and measurement region used in the source calibration was applied during the system check. The measured power density distribution of verification source was also confirmed through visual inspection to have no noticeable differences, both spatially (shape) and numerically (level) from the distribution provided by the manufacturer, per November 2017 TCBC Workshop Notes.

Frequency (MHz)	PD Verification Source (MHz)	Probe S/N	DAE S/N	Distance (mm)	Prad (mW)	Measured 4cm ² (W/m ²)	Target 4cm ² (W/m ²)	Deviation (dB)	Date
10000	10000	9635	547	10	93.3	50.7	56.2	-0.45	Feb.16,2024

Unless otherwise stated the results shown in this test report refer only to the sample(s) tested and such sample(s) are retained for 90 days only.

除非另有說明，此報告結果僅對測試之樣品負責，同時此樣品僅保留90天。本報告未經本公司書面許可，不可部份複製。

This document is issued by the Company subject to its General Conditions of Service printed overleaf, available on request or accessible at <http://www.sgs.com.tw/Terms-and-Conditions> and for electronic format documents, subject to Terms and Conditions for Electronic Documents at <http://www.sgs.com.tw/Terms-and-Conditions>. Attention is drawn to the limitation of liability, indemnification and jurisdiction issues defined therein. Any holder of this document is advised that information contained hereon reflects the Company's findings at the time of its intervention only and within the limits of Client's instructions, if any. The Company's sole responsibility is to its Client and this document does not exonerate parties to a transaction from exercising all their rights and obligations under the transaction documents. This document cannot be reproduced except in full, without prior written approval of the Company. Any unauthorized alteration, forgery or falsification of the content or appearance of this document is unlawful and offenders may be prosecuted to the fullest extent of the law.

Appendix D Measurement uncertainty

Measurement Uncertainty evaluation template for DUT SAR test (3-6G)

A	c	D	e		f	g	h=c * f / e	i=c * g / e	k
Source of Uncertainty	Tolerance/ Uncertainty	Probability Distributio	Div	Div Value	ci (1g)	ci (10g)	Standard uncertainty	Standard uncertainty	vi, or Veff
Measurement system									
Probe calibration	6.55%	N	1	1	1	1	6.55%	6.55%	∞
<i>Isotropy, Axial</i>	3.50%	R	√3	1.732	1	1	2.02%	2.02%	∞
<i>Isotropy, Hemispherical</i>	9.60%	R	√3	1.732	1	1	5.54%	5.54%	∞
Modulation Response	2.40%	R	√3	1.732	1	1	1.40%	1.40%	∞
Boundary Effect	1.00%	R	√3	1.732	1	1	0.58%	0.58%	∞
Linearity	4.70%	R	√3	1.732	1	1	2.71%	2.71%	∞
Detection Limits	1.00%	R	√3	1.732	1	1	0.58%	0.58%	∞
Readout Electronics	0.30%	N	1	1	1	1	0.30%	0.30%	∞
Response time	0.80%	R	√3	1.732	1	1	0.46%	0.46%	∞
Integration Time	2.60%	R	√3	1.732	1	1	1.50%	1.50%	∞
Measurement drift (class A evaluation)	1.75%	R	√3	1.732	1	1	1.01%	1.01%	∞
RF ambient condition - noise	3.00%	R	√3	1.732	1	1	1.73%	1.73%	∞
RF ambient conditions - reflections	3.00%	R	√3	1.732	1	1	1.73%	1.73%	∞
Probe positioner Mechanical restrictions	0.40%	R	√3	1.732	1	1	0.23%	0.23%	∞
Probe Positioning with respect to phantom shell	2.90%	R	√3	1.732	1	1	1.67%	1.67%	∞
Post-processing	1.00%	R	√3	1.732	1	1	0.58%	0.58%	∞
Max SAR Eval	1.00%	R	√3	1.732	1	1	0.58%	0.58%	∞
Test Sample related									
Test sample positioning	2.90%	N	1	1	1	1	2.90%	2.90%	M-1
Device Holder Uncertainty	3.60%	N	1	1	1	1	3.60%	3.60%	M-1
Drift of output power	5.00%	R	√3	1.732	1	1	2.89%	2.89%	∞
Phantom and Setup									
Phantom Uncertainty	4.00%	R	√3	1.732	1	1	2.31%	2.31%	∞
Liquid permittivity (mea.)	3.27%	N	1	1	0.64	0.43	2.09%	1.41%	M
Liquid Conductivity (mea.)	1.44%	N	1	1	0.6	0.49	0.86%	0.71%	M
Combined standard uncertainty		RSS					11.93%	11.81%	
Expant uncertainty (95% confidence interval), K=2							23.87%	23.62%	

Unless otherwise stated the results shown in this test report refer only to the sample(s) tested and such sample(s) are retained for 90 days only.

除非另有說明，此報告結果僅對測試之樣品負責，同時此樣品僅保留90天。本報告未經本公司書面許可，不可部份複製。

This document is issued by the Company subject to its General Conditions of Service printed overleaf, available on request or accessible at <http://www.sgs.com.tw/Terms-and-Conditions> and for electronic format documents, subject to Terms and Conditions for Electronic Documents at <http://www.sgs.com.tw/Terms-and-Conditions>. Attention is drawn to the limitation of liability, indemnification and jurisdiction issues defined therein. Any holder of this document is advised that information contained hereon reflects the Company's findings at the time of its intervention only and within the limits of Client's instructions, if any. The Company's sole responsibility is to its Client and this document does not exonerate parties to a transaction from exercising all their rights and obligations under the transaction documents. This document cannot be reproduced except in full, without prior written approval of the Company. Any unauthorized alteration, forgery or falsification of the content or appearance of this document is unlawful and offenders may be prosecuted to the fullest extent of the law.

Measurement Uncertainty evaluation template for DUT SAR test (0.3-3G)

A	c	D	e		f	g	h=c * f / e	i=c * g / e	k
Source of Uncertainty	Tolerance/ Uncertainty	Probability Distributio	Div	Div Value	ci (1g)	ci (10g)	Standard uncertainty	Standard uncertainty	vi, or Veff
Measurement system									
Probe calibration	6.00%	N	1	1	1	1	6.00%	6.00%	∞
<i>Isotropy, Axial</i>	3.50%	R	√3	1.732	1	1	2.02%	2.02%	∞
<i>Isotropy, Hemispherical</i>	9.60%	R	√3	1.732	1	1	5.54%	5.54%	∞
Modulation Response	2.40%	R	√3	1.732	1	1	1.40%	1.40%	∞
Boundary Effect	1.00%	R	√3	1.732	1	1	0.58%	0.58%	∞
Linearity	4.70%	R	√3	1.732	1	1	2.71%	2.71%	∞
Detection Limits	1.00%	R	√3	1.732	1	1	0.58%	0.58%	∞
Readout Electronics	0.30%	N	1	1	1	1	0.30%	0.30%	∞
Response time	0.80%	R	√3	1.732	1	1	0.46%	0.46%	∞
Integration Time	2.60%	R	√3	1.732	1	1	1.50%	1.50%	∞
Measurement drift (class A evaluation)									
RF ambient condition - noise	3.00%	R	√3	1.732	1	1	1.73%	1.73%	∞
RF ambient conditions - reflections	3.00%	R	√3	1.732	1	1	1.73%	1.73%	∞
Probe positioner	0.40%	R	√3	1.732	1	1	0.23%	0.23%	∞
Mechanical restrictions									
Probe Positioning with respect to phantom shell	2.90%	R	√3	1.732	1	1	1.67%	1.67%	∞
Post-processing	1.00%	R	√3	1.732	1	1	0.58%	0.58%	∞
Max SAR Eval	1.00%	R	√3	1.732	1	1	0.58%	0.58%	∞
Test Sample related									
Test sample positioning	2.90%	N	1	1	1	1	2.90%	2.90%	M-1
Device Holder Uncertainty	3.60%	N	1	1	1	1	3.60%	3.60%	M-1
Drift of output power	5.00%	R	√3	1.732	1	1	2.89%	2.89%	∞
Phantom and Setup									
Phantom Uncertainty	4.00%	R	√3	1.732	1	1	2.31%	2.31%	∞
Liquid permittivity (mea.)	1.41%	N	1	1	0.64	0.43	0.90%	0.61%	M
Liquid Conductivity (mea.)	2.15%	N	1	1	0.6	0.49	1.29%	1.05%	M
Combined standard uncertainty		RSS					11.53%	11.47%	
Expan uncertainty (95% confidence interval), K=2							23.05%	22.95%	

Unless otherwise stated the results shown in this test report refer only to the sample(s) tested and such sample(s) are retained for 90 days only.

除非另有說明，此報告結果僅對測試之樣品負責，同時此樣品僅保留90天。本報告未經本公司書面許可，不可部份複製。

This document is issued by the Company subject to its General Conditions of Service printed overleaf, available on request or accessible at <http://www.sgs.com.tw/Terms-and-Conditions> and for electronic format documents, subject to Terms and Conditions for Electronic Documents at <http://www.sgs.com.tw/Terms-and-Conditions>. Attention is drawn to the limitation of liability, indemnification and jurisdiction issues defined therein. Any holder of this document is advised that information contained hereon reflects the Company's findings at the time of its intervention only and within the limits of Client's instructions, if any. The Company's sole responsibility is to its Client and this document does not exonerate parties to a transaction from exercising all their rights and obligations under the transaction documents. This document cannot be reproduced except in full, without prior written approval of the Company. Any unauthorized alteration, forgery or falsification of the content or appearance of this document is unlawful and offenders may be prosecuted to the fullest extent of the law.

13.SAR SYSTEM CHECK RESULTS

Report No. : TESA2401000055EN

Measurement

Dipole_D2450-SN:727

Ambient temperature: 22.1; Liquid temperature: 22.4

Exposure Conditions

Phantom Section, TSL	Position, Test Distance [mm]	Conversion Factor	TSL Conductivity [S/m]	TSL Permittivity
Flat, HSL	FRONT, 10.00	7.91	1.824	38.723

Hardware Setup

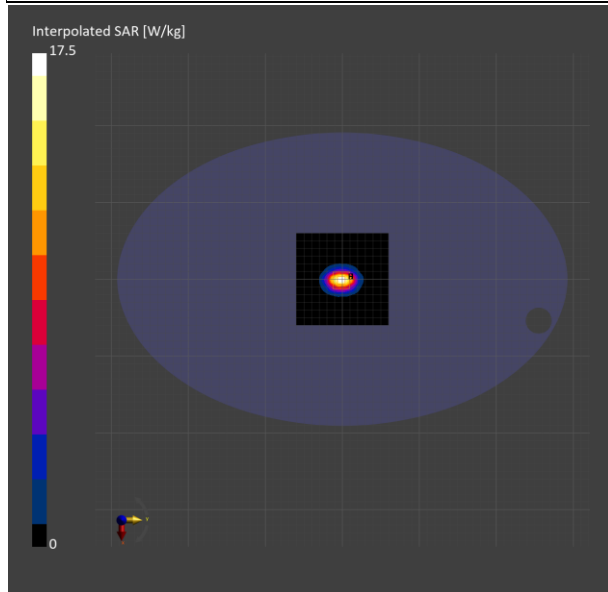
Phantom	Probe, Calibration Date	DAE, Calibration Date
ELI	EX3DV4 - SN7712, 2023-04-14	DAE Sn547, 2024-01-18

Scans Setup

	Area Scan	Zoom Scan
Grid Extents [mm]	120.0 x 120.0	30.0 x 30.0 x 30.0
Grid Steps [mm]	12.0 x 12.0	5.0 x 5.0 x 5.0
Sensor Surface [mm]	3.0	1.4

Measurement Results

	Area Scan	Zoom Scan
Date	2024-02-16	2024-02-16
psSAR1g [W/kg]	13.3	13.5
psSAR8g [W/kg]	6.87	6.96
psSAR10g [W/kg]	6.22	6.31
Power Drift [dB]	0.04	0.01
M2/M1 [%]		50.3
Dist 3dB Peak [mm]		9.0



Unless otherwise stated the results shown in this test report refer only to the sample(s) tested and such sample(s) are retained for 90 days only.

除非另有說明，此報告結果僅對測試之樣品負責，同時此樣品僅保留90天。本報告未經本公司書面許可，不可部份複製。

This document is issued by the Company subject to its General Conditions of Service printed overleaf, available on request or accessible at <http://www.sgs.com.tw/Terms-and-Conditions> and for electronic format documents, subject to Terms and Conditions for Electronic Documents at <http://www.sgs.com.tw/Terms-and-Conditions>. Attention is drawn to the limitation of liability, indemnification and jurisdiction issues defined therein. Any holder of this document is advised that information contained hereon reflects the Company's findings at the time of its intervention only and within the limits of Client's instructions, if any. The Company's sole responsibility is to its Client and this document does not exonerate parties to a transaction from exercising all their rights and obligations under the transaction documents. This document cannot be reproduced except in full, without prior written approval of the Company. Any unauthorized alteration, forgery or falsification of the content or appearance of this document is unlawful and offenders may be prosecuted to the fullest extent of the law.

Report No. : TESA2401000055EN

Measurement Report

Dipole_D6500-SN:1006

Ambient temperature: 22.3; Liquid temperature: 22.5

Exposure Conditions

Phantom Section, TSL	Position, Test Distance [mm]	Conversion Factor	TSL Conductivity [S/m]	TSL Permittivity
Flat, HSL	FRONT, 5.00	5.7	6.137	35.227

Hardware Setup

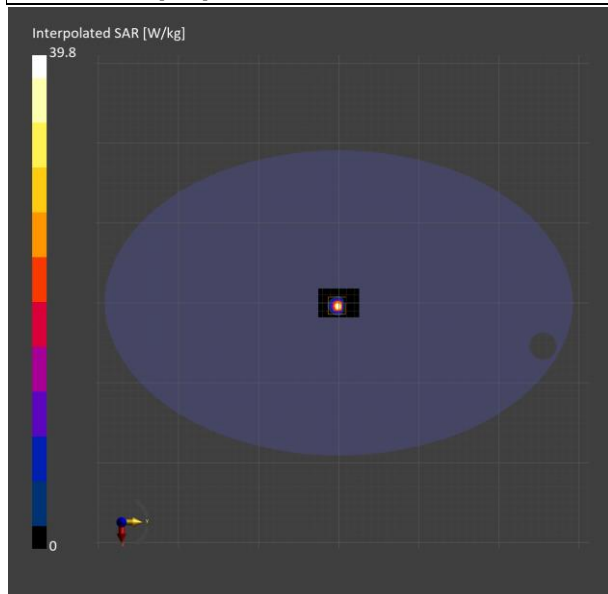
Phantom	Probe, Calibration Date	DAE, Calibration Date
ELI	EX3DV4 - SN7712, 2023-04-14	DAE Sn547, 2024-01-18

Scans Setup

	Area Scan	Zoom Scan
Grid Extents [mm]	36.0 x 51.0	22.0 x 22.0 x 22.0
Grid Steps [mm]	6.0 x 8.5	2.6 x 2.6 x 1.2
Sensor Surface [mm]	3.0	1.4

Measurement Results

	Area Scan	Zoom Scan
Date	2024-02-16	2024-02-16
psSAR1g [W/kg]	23.1	29.5
psSAR8g [W/kg]	5.56	6.43
psSAR10g [W/kg]	4.60	5.26
psPDab (4.0cm2, sq) [W/m2]		129
Power Drift [dB]	0.01	-0.02
M2/M1 [%]		55.7
Dist 3dB Peak [mm]		4.3



Unless otherwise stated the results shown in this test report refer only to the sample(s) tested and such sample(s) are retained for 90 days only.

除非另有說明，此報告結果僅對測試之樣品負責，同時此樣品僅保留90天。本報告未經本公司書面許可，不可部份複製。

This document is issued by the Company subject to its General Conditions of Service printed overleaf, available on request or accessible at <http://www.sgs.com.tw/Terms-and-Conditions> and for electronic format documents, subject to Terms and Conditions for Electronic Documents at <http://www.sgs.com.tw/Terms-and-Conditions>. Attention is drawn to the limitation of liability, indemnification and jurisdiction issues defined therein. Any holder of this document is advised that information contained hereon reflects the Company's findings at the time of its intervention only and within the limits of Client's instructions, if any. The Company's sole responsibility is to its Client and this document does not exonerate parties to a transaction from exercising all their rights and obligations under the transaction documents. This document cannot be reproduced except in full, without prior written approval of the Company. Any unauthorized alteration, forgery or falsification of the content or appearance of this document is unlawful and offenders may be prosecuted to the fullest extent of the law.

Report No. :TESA2401000055EN
Measurement Report
5G Verification Source 10GHz-SN:1021
Exposure Conditions

Phantom Section	Position, Test Distance [mm]	Conversion Factor
5G	FRONT, 10.00	1.0

Hardware Setup

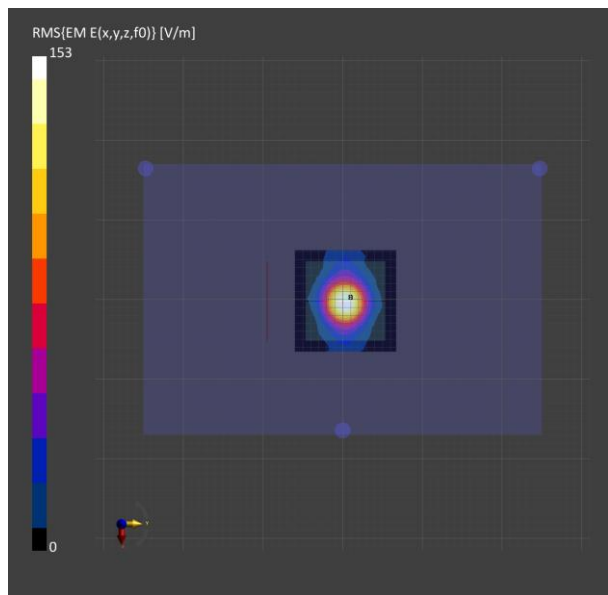
Phantom	Medium	Probe, Calibration Date	DAE, Calibration Date
mmWave	Air -	EUmmWV4 - SN9635_F1-55GHz, 2023-04-20	DAE4 Sn547, 2024-01-18

Scans Setup

Scan Type	5G Scan
Grid Extents [mm]	120.0 x 120.0
Grid Steps [lambda]	0.25 x 0.25
Sensor Surface [mm]	10.0

Measurement Results

Scan Type	5G Scan
Date	2024-02-16
Avg. Area [cm ²]	4.00
psPDn+ [W/m ²]	50.6
psPDtot+ [W/m ²]	50.7
psPDmod+ [W/m ²]	51.3
E _{max} [V/m]	153
Power Drift [dB]	0.01



Unless otherwise stated the results shown in this test report refer only to the sample(s) tested and such sample(s) are retained for 90 days only.

除非另有說明，此報告結果僅對測試之樣品負責，同時此樣品僅保留90天。本報告未經本公司書面許可，不可部份複製。

This document is issued by the Company subject to its General Conditions of Service printed overleaf, available on request or accessible at <http://www.sgs.com.tw/Terms-and-Conditions> and for electronic format documents, subject to Terms and Conditions for Electronic Documents at <http://www.sgs.com.tw/Terms-and-Conditions>. Attention is drawn to the limitation of liability, indemnification and jurisdiction issues defined therein. Any holder of this document is advised that information contained hereon reflects the Company's findings at the time of its intervention only and within the limits of Client's instructions, if any. The Company's sole responsibility is to its Client and this document does not exonerate parties to a transaction from exercising all their rights and obligations under the transaction documents. This document cannot be reproduced except in full, without prior written approval of the Company. Any unauthorized alteration, forgery or falsification of the content or appearance of this document is unlawful and offenders may be prosecuted to the fullest extent of the law.

14.APPENDIXES

Refer to separated files for the following appendixes.

12.1 SAR_Appendix E Photographs

12.2 SAR_Appendix F DAE & Probe Cal. Certificate

12.3 SAR_Appendix G Phantom Description & Dipole Cal. Certificate

- End of report -

Unless otherwise stated the results shown in this test report refer only to the sample(s) tested and such sample(s) are retained for 90 days only.

除非另有說明，此報告結果僅對測試之樣品負責，同時此樣品僅保留90天。本報告未經本公司書面許可，不可部份複製。

This document is issued by the Company subject to its General Conditions of Service printed overleaf, available on request or accessible at <http://www.sgs.com.tw/Terms-and-Conditions> and for electronic format documents, subject to Terms and Conditions for Electronic Documents at <http://www.sgs.com.tw/Terms-and-Conditions>. Attention is drawn to the limitation of liability, indemnification and jurisdiction issues defined therein. Any holder of this document is advised that information contained hereon reflects the Company's findings at the time of its intervention only and within the limits of Client's instructions, if any. The Company's sole responsibility is to its Client and this document does not exonerate parties to a transaction from exercising all their rights and obligations under the transaction documents. This document cannot be reproduced except in full, without prior written approval of the Company. Any unauthorized alteration, forgery or falsification of the content or appearance of this document is unlawful and offenders may be prosecuted to the fullest extent of the law.