


Photographs of EUT Setup and Antenna Location

The photographs of EUT and setup for SAR testing are shown as follows.

<Photographs of SAR/APD Test Setup>



Front Face Tested at 5 mm



Rear Face Tested at 5 mm



Left Side Tested at 5 mm



Right Side Tested at 5 mm




Top Side Tested at 5 mm




Bottom Side Tested at 5 mm


<Photographs of Power Density Test Setup>




Front Face of EUT Tested at 5 mm




Rear Face of EUT Tested at 5 mm



Left Side of EUT Tested at 5 mm



Right Side of EUT Tested at 5 mm



Top Side of EUT Tested at 5 mm



Bottom Side of EUT Tested at 5 mm